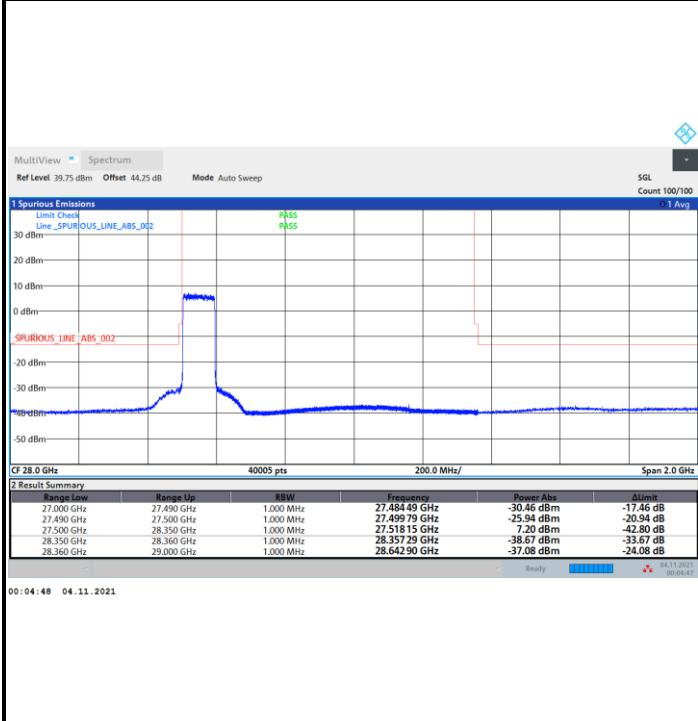




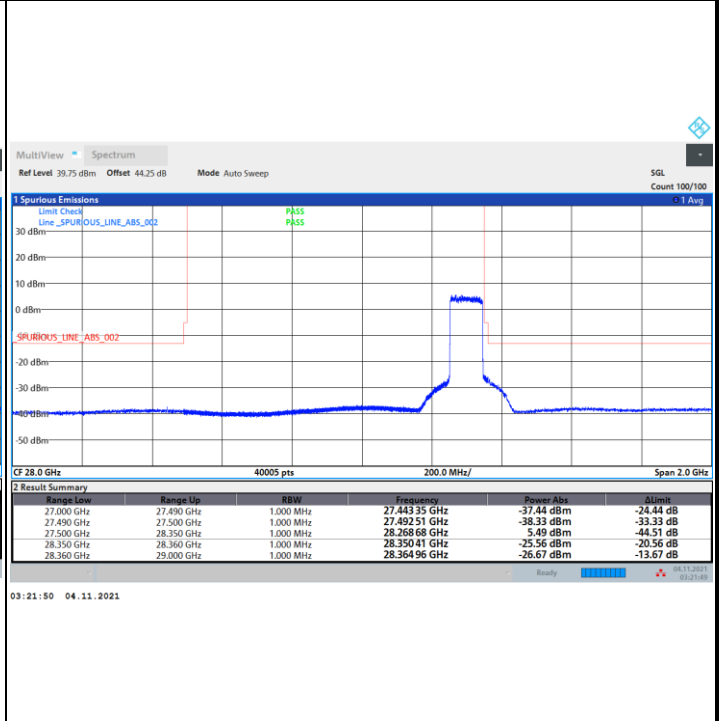
DFT-s-OFDM Module 0

NR Band n261 / 100MHz / 16QAM

Lowest Band Edge / Full RB

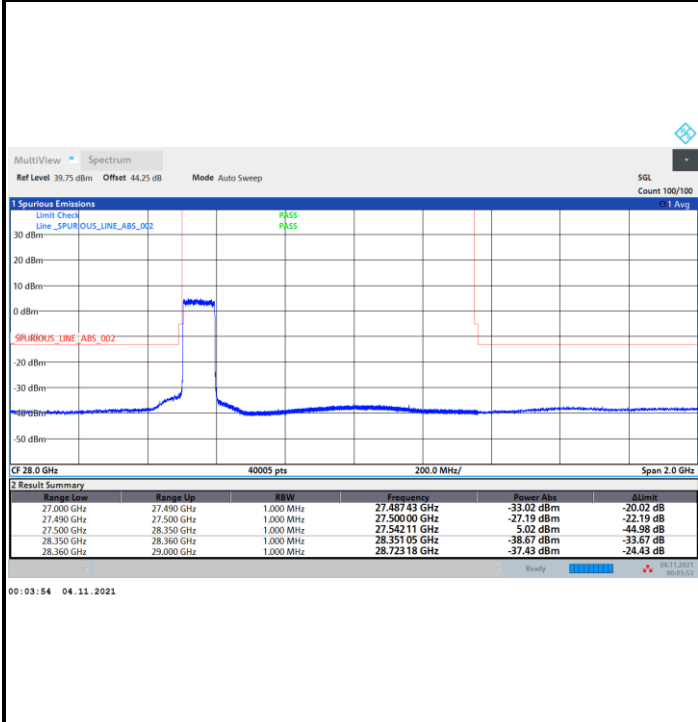


Highest Band Edge / Full RB

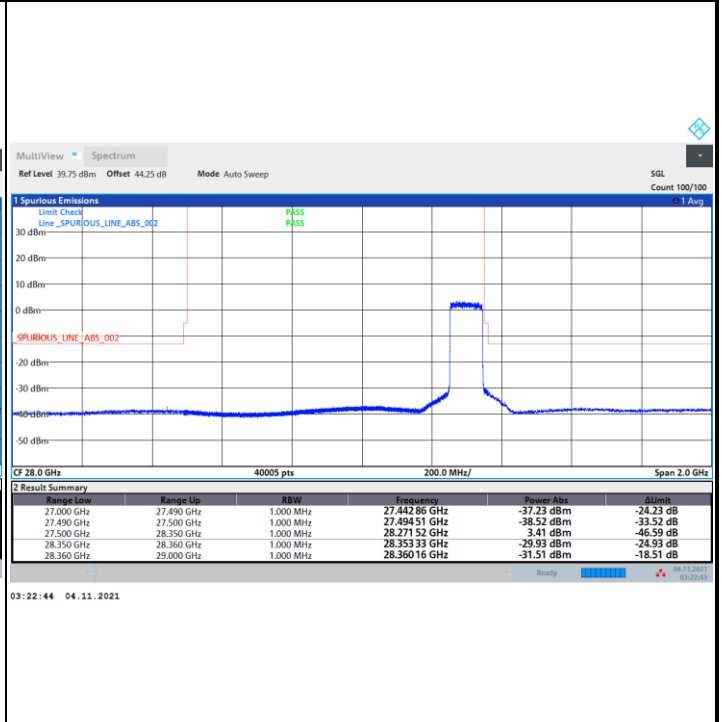


NR Band n261 / 100MHz / 64QAM

Lowest Band Edge / Full RB



Highest Band Edge / Full RB

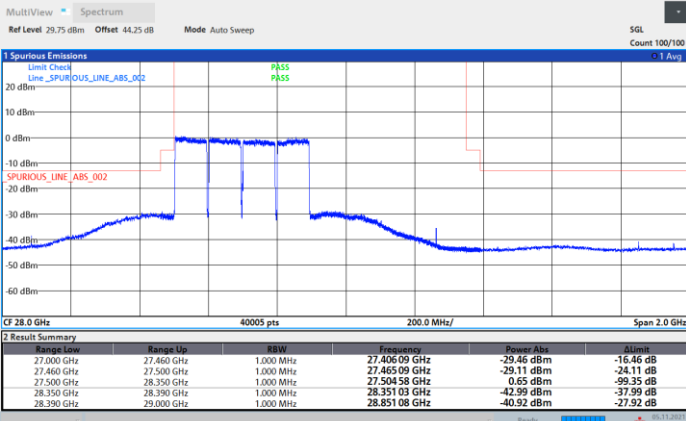




DFT-s-OFDM Module 0

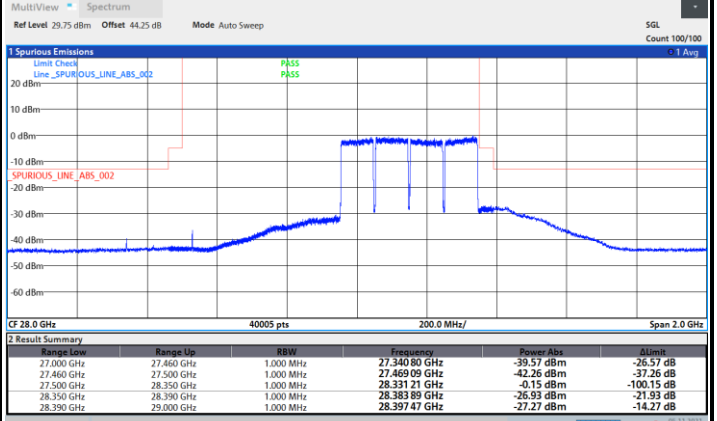
NR Band n261 / 400MHz / QPSK

Lowest Band Edge / Full RB



02:57:08 05.11.2021

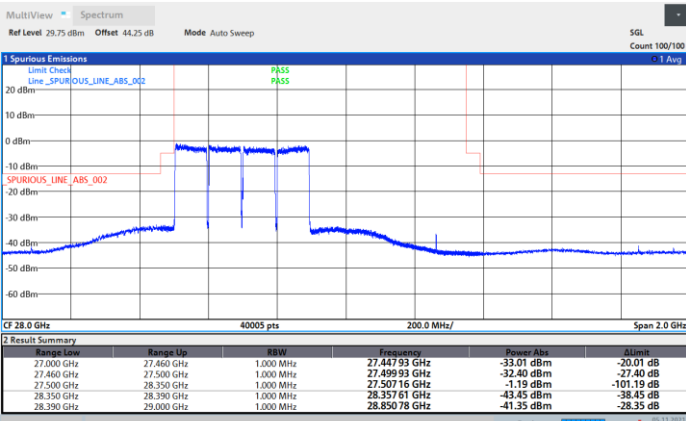
Highest Band Edge / Full RB



03:38:29 05.11.2021

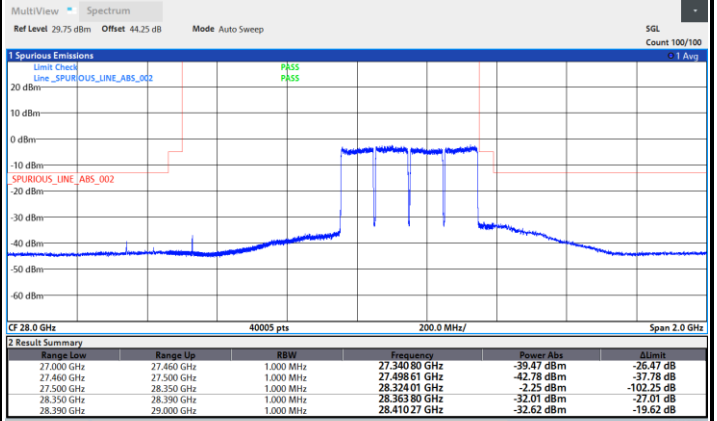
NR Band n261 / 400MHz / 16QAM

Lowest Band Edge / Full RB



02:57:59 05.11.2021

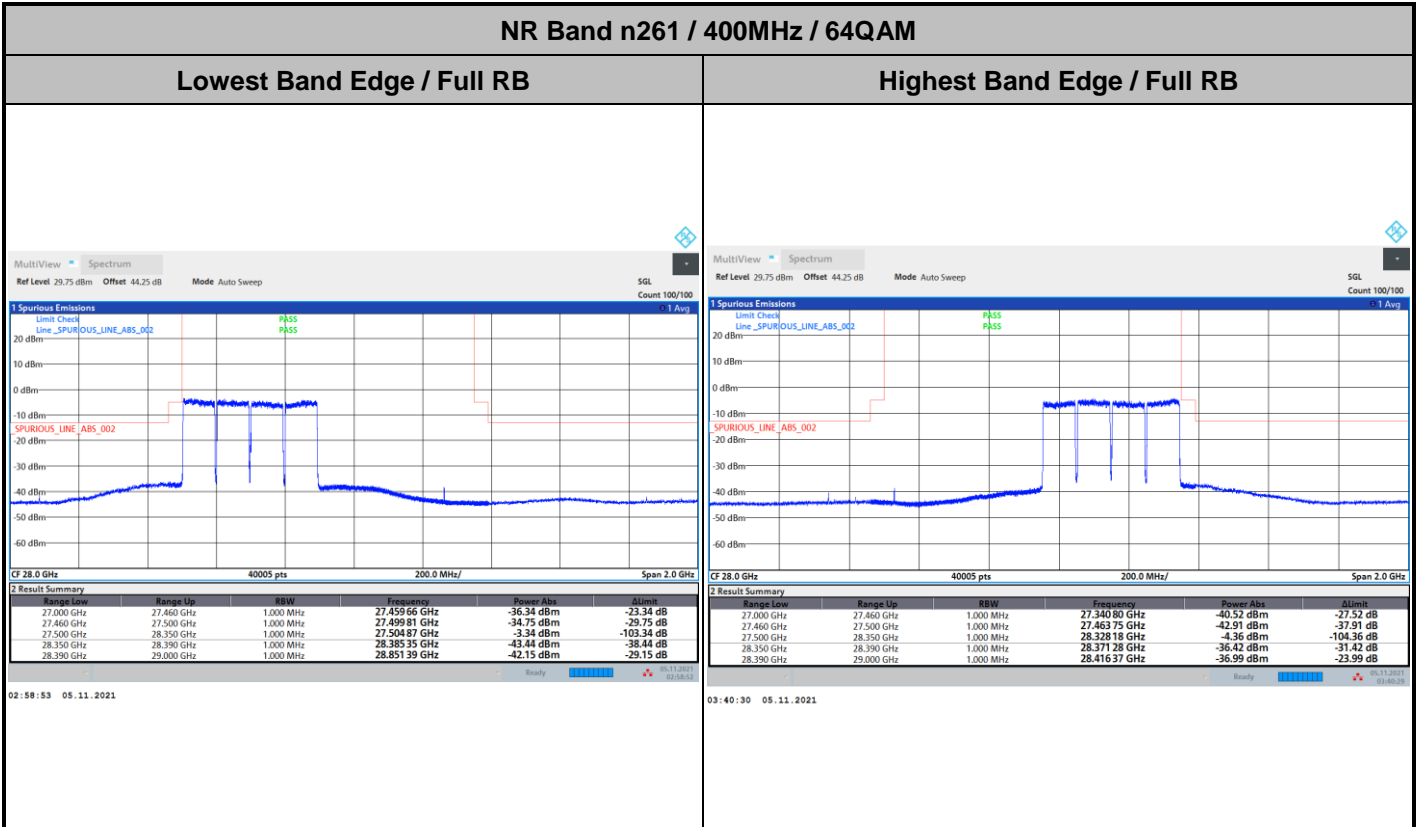
Highest Band Edge / Full RB



03:39:13 05.11.2021



DFT-s-OFDM Module 0

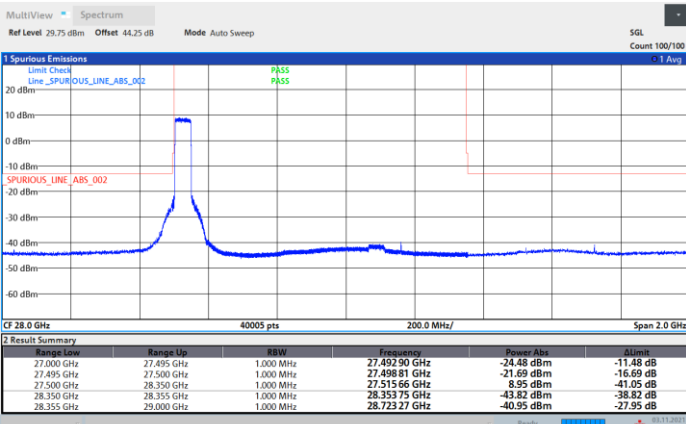




CP-OFDM Module 0

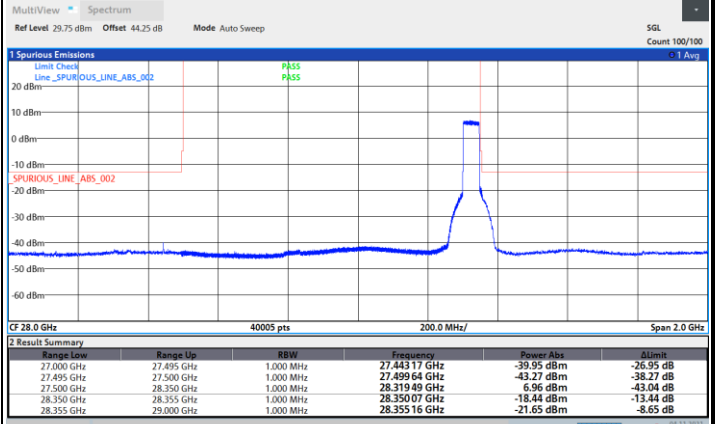
NR Band n261 / 50MHz / QPSK

Lowest Band Edge / Full RB



23:49:31 03.11.2021

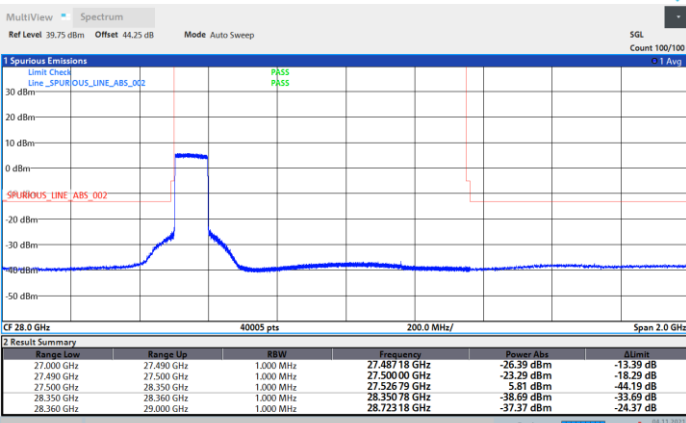
Highest Band Edge / Full RB



03:15:30 04.11.2021

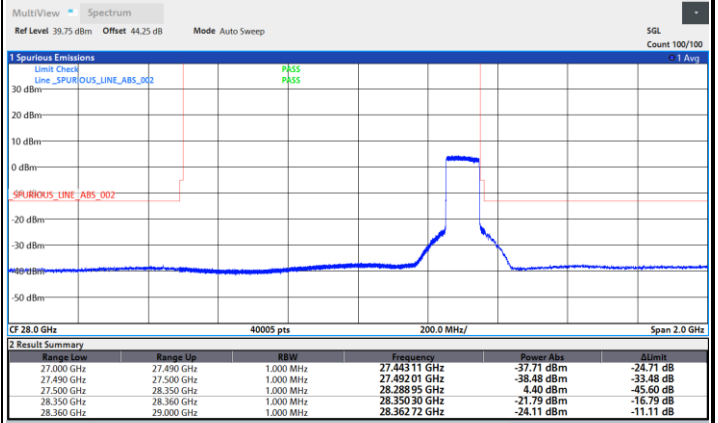
NR Band n261 / 100MHz / QPSK

Lowest Band Edge / Full RB



00:13:14 04.11.2021

Highest Band Edge / Full RB



03:27:27 04.11.2021

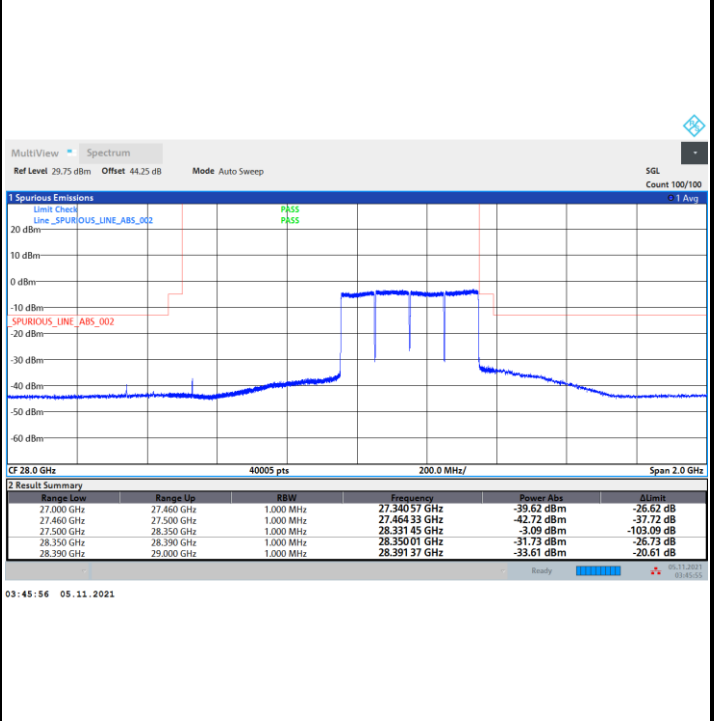
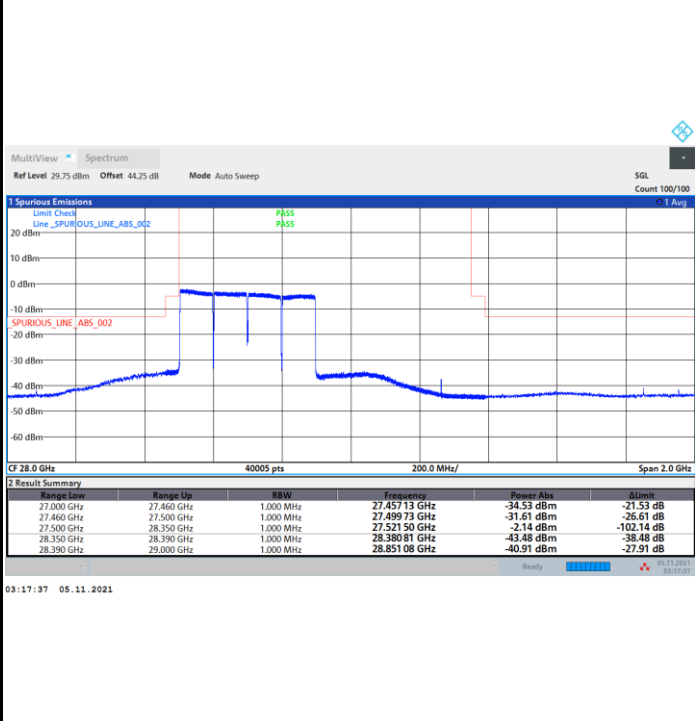


CP-OFDM Module 0

NR Band n261 / 400MHz / QPSK

Lowest Band Edge / Full RB

Highest Band Edge / Full RB

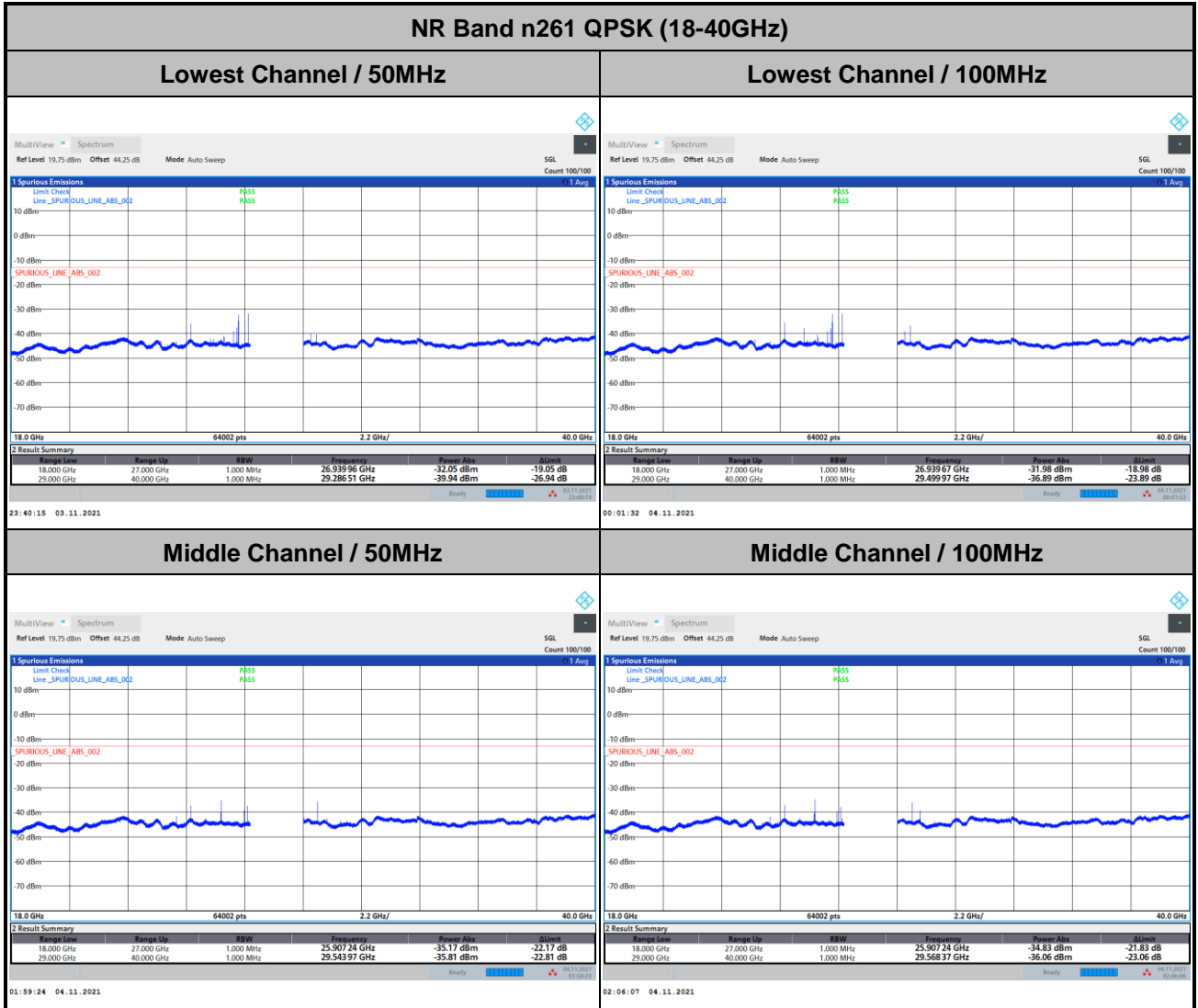


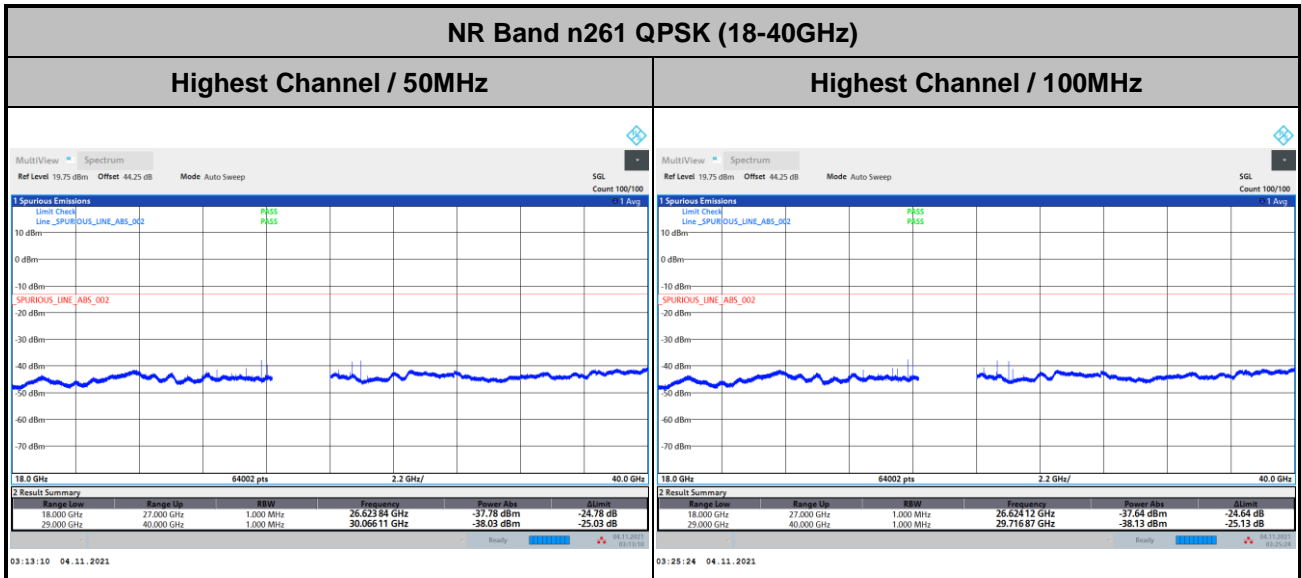


# Spurious Emission

Spurious emission between 18GHz to 40GHz worst case plot is reported as following.

## DFT-s-OFDM Module 0

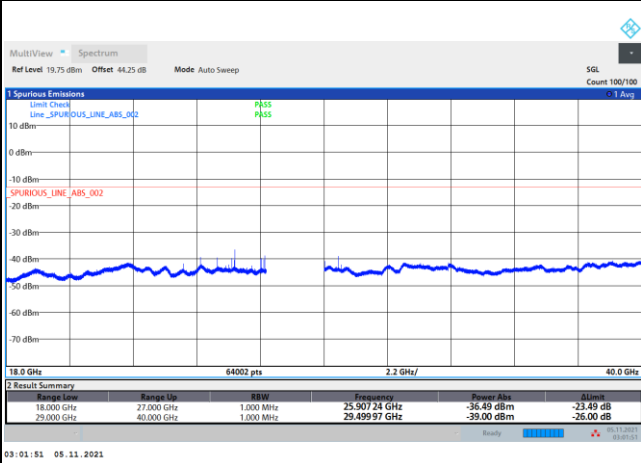




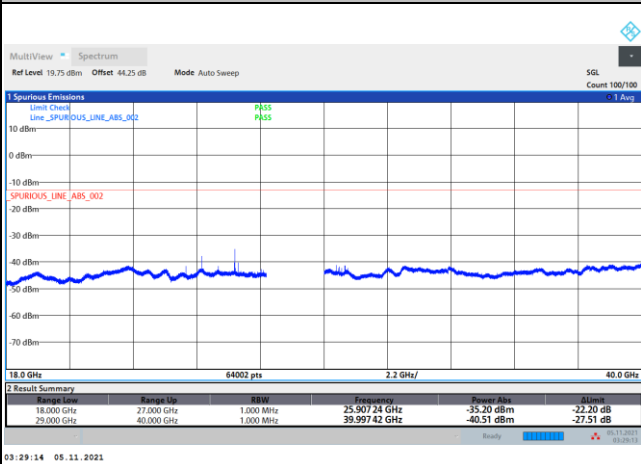


NR Band n261 QPSK (18-40GHz)

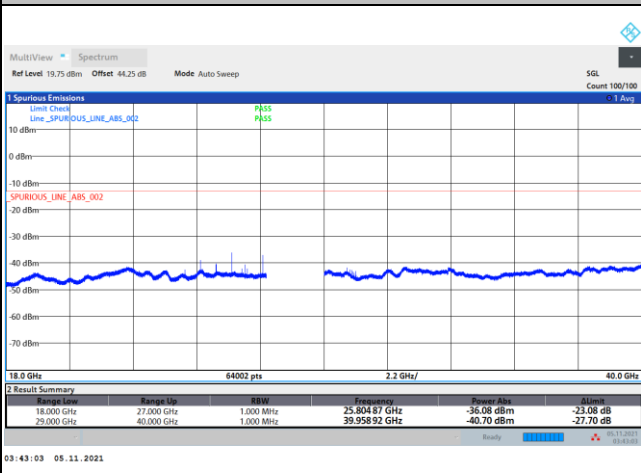
Lowest Channel / 400MHz



Middle Channel / 400MHz



Highest Channel / 400MHz



Remark: In band and out of band frequencies that has reported in previous results are omitted.

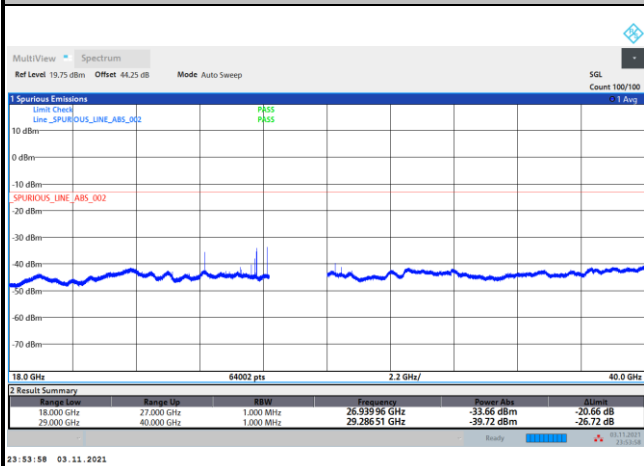




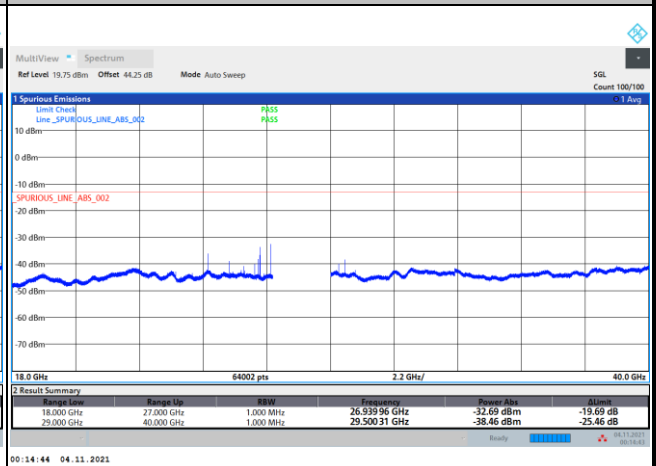
CP-OFDM Module 0

NR Band n261 QPSK (18-40GHz)

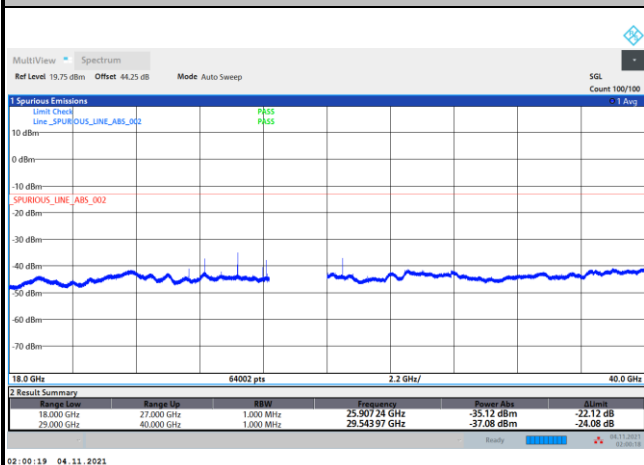
Lowest Channel / 50MHz



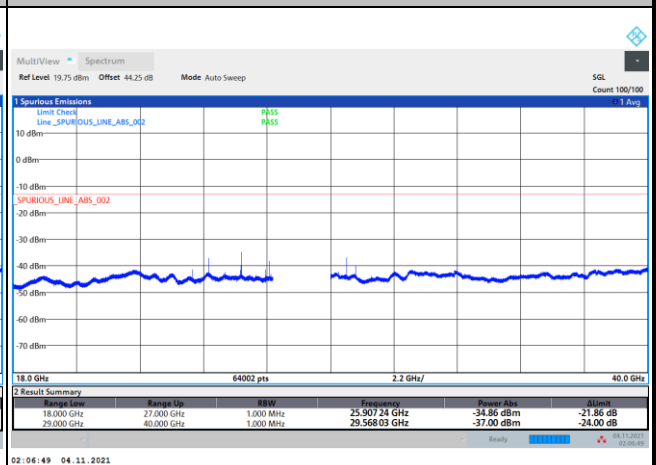
Lowest Channel / 100MHz



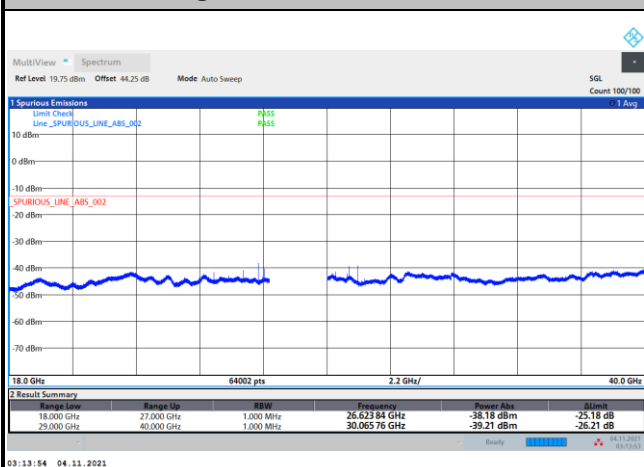
Middle Channel / 50MHz



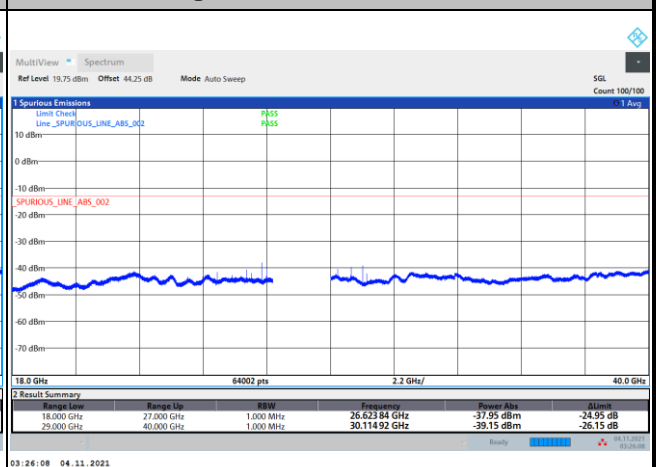
Middle Channel / 100MHz



Highest Channel / 50MHz



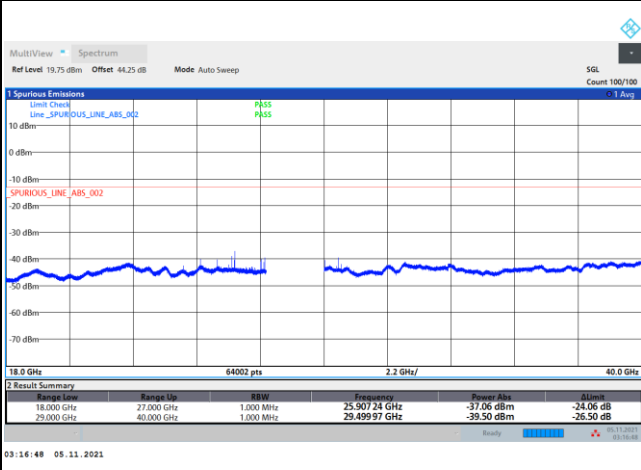
Highest Channel / 100MHz



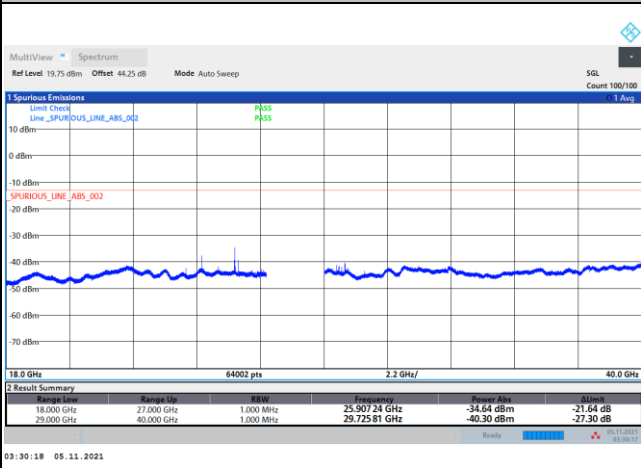


NR Band n261 QPSK (18-40GHz)

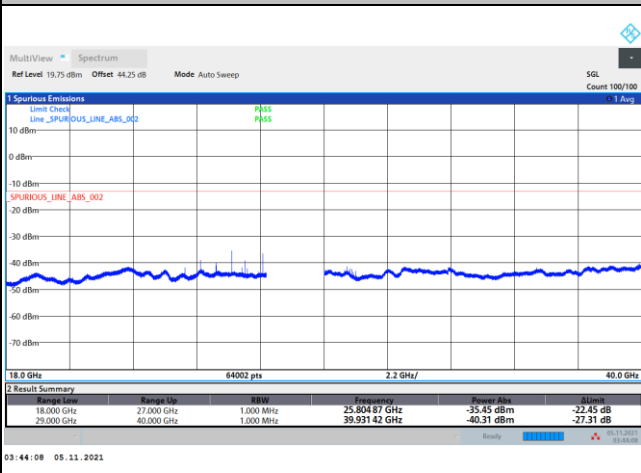
Lowest Channel / 400MHz



Middle Channel / 400MHz



Highest Channel / 400MHz



Remark: In band and out of band frequencies that has reported in previous results are omitted.



# NR Band n261 Module 0 AG1

## Occupied Bandwidth

Mode	DFT-s-OFDM Module 0 NR Band n261 : 99%OBW(MHz)					
BW	50MHz			100MHz		
Mod.	QPSK	16QAM	64QAM	QPSK	16QAM	64QAM
Lowest CH	45.86	45.67	45.91	91.33	91.21	91.40
Middle CH	45.93	45.86	45.93	91.19	91.22	91.14
Highest CH	45.87	45.91	45.89	91.52	91.06	91.22

Mode	DFT-s-OFDM Module 0 NR Band n261 : 99%OBW(MHz)					
BW	400MHz					
Mod.	QPSK	16QAM	64QAM			
Lowest CH	388.11	386.61	387.52			
Middle CH	388.05	388.15	388.81			
Highest CH	387.58	386.53	387.13			

Mode	CP-OFDM Module 0 NR Band n261 : 99%OBW(MHz)	
BW	50MHz	100MHz
Mod.	QPSK	QPSK
Lowest CH	46.07	94.28
Middle CH	45.93	94.32
Highest CH	46.04	94.19

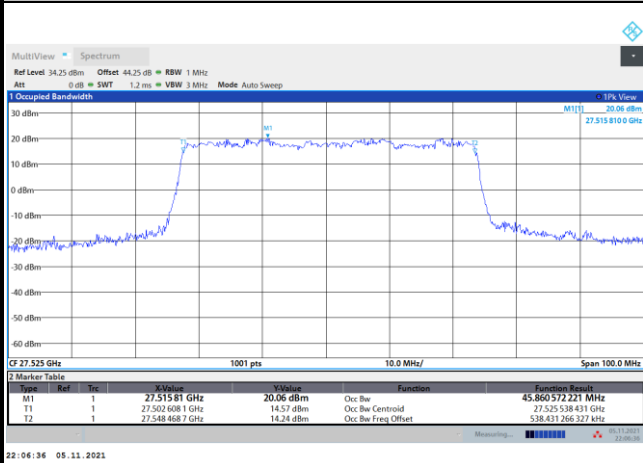
Mode	CP-OFDM Module 0 NR Band n261 : 99%OBW(MHz)	
BW	400MHz	
Mod.	QPSK	
Lowest CH	390.29	
Middle CH	390.94	
Highest CH	390.28	



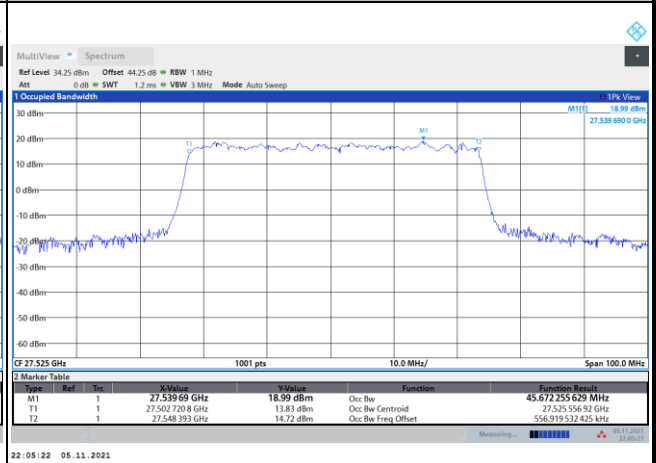
DFT-s-OFDM Module 0

NR Band n261

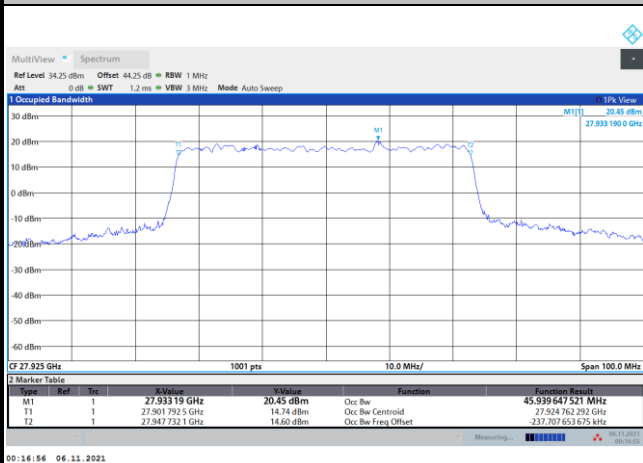
Lowest Channel / 50MHz / QPSK



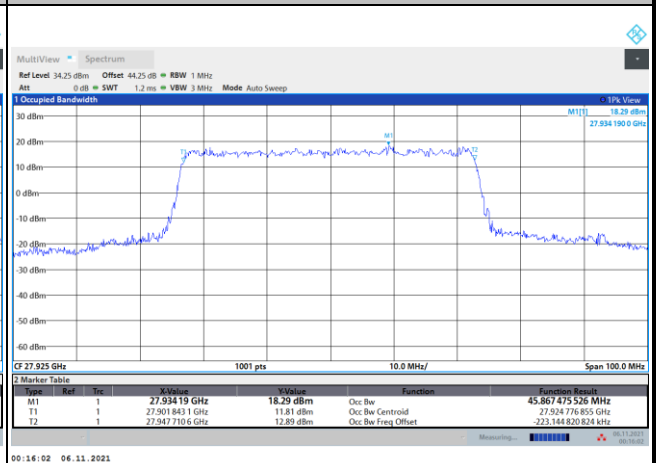
Lowest Channel / 50MHz / 16QAM



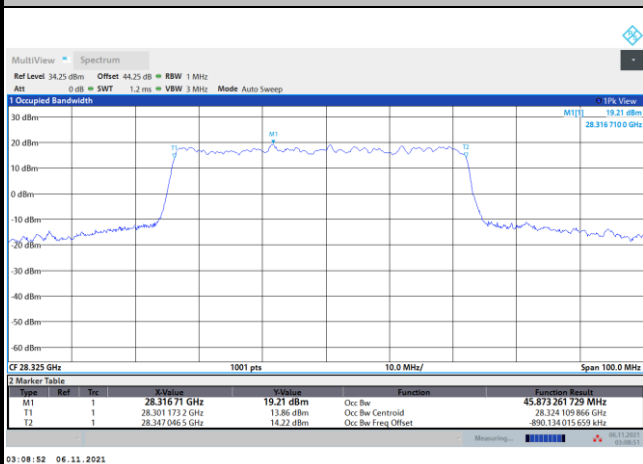
Middle Channel / 50MHz / QPSK



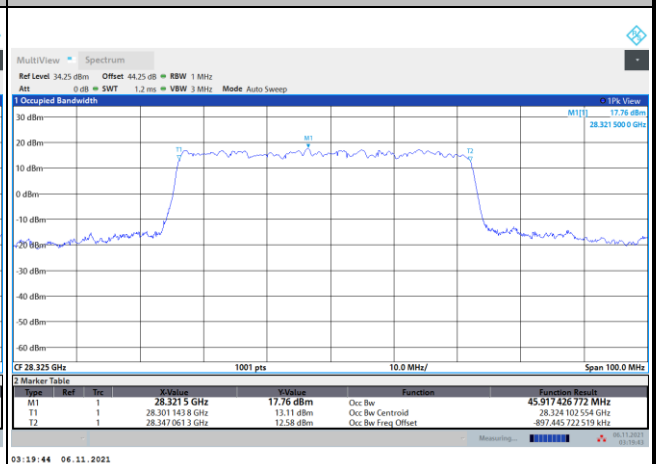
Middle Channel / 50MHz / 16QAM



Highest Channel / 50MHz / QPSK



Highest Channel / 50MHz / 16QAM

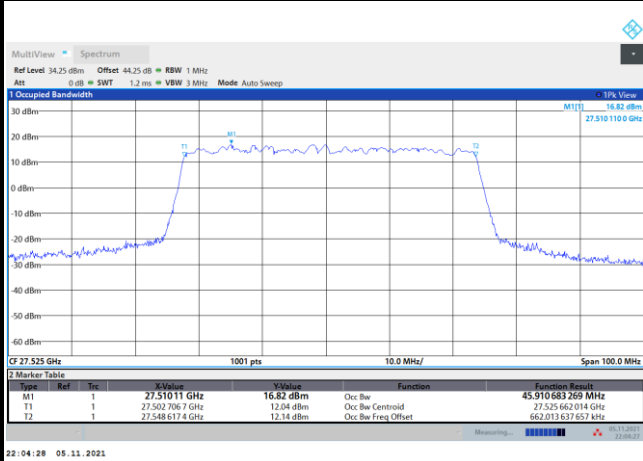




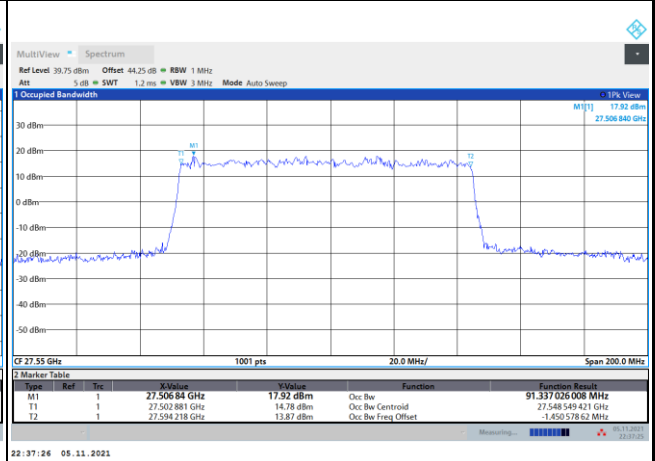
DFT-s-OFDM Module 0

NR Band n261

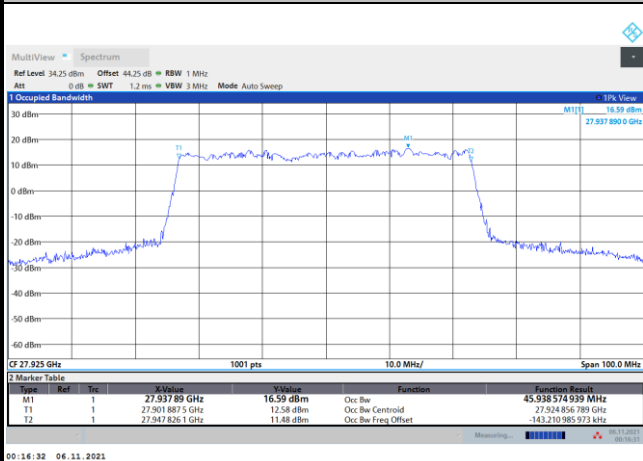
Lowest Channel / 50MHz / 64QAM



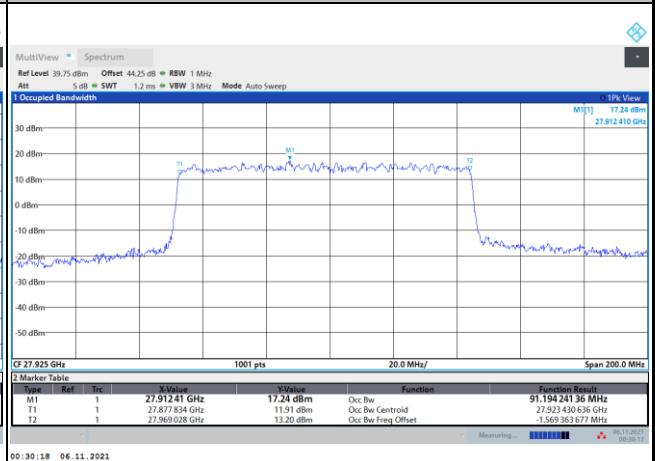
Lowest Channel / 100MHz / QPSK



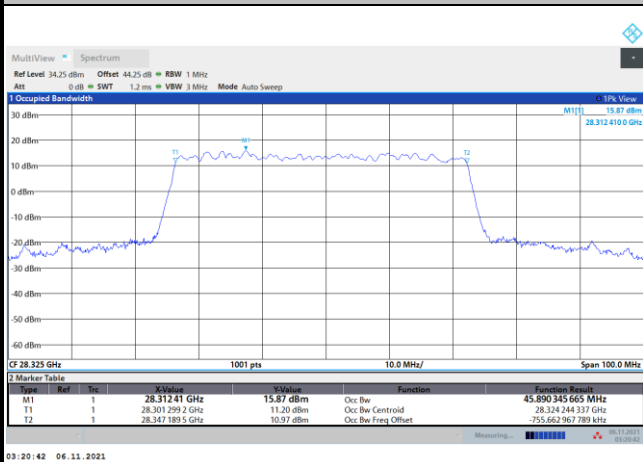
Middle Channel / 50MHz / 64QAM



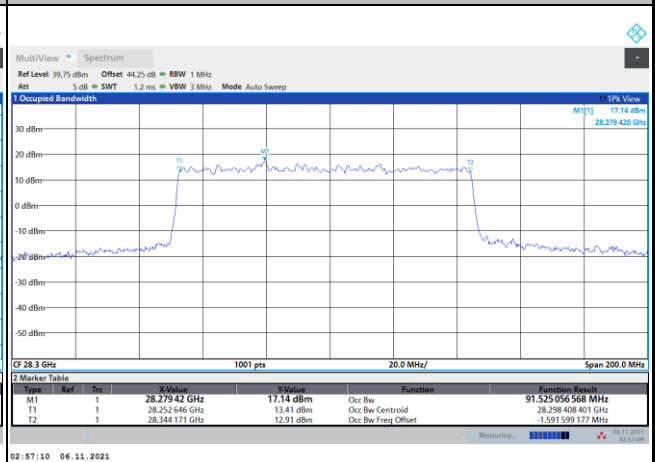
Middle Channel / 100MHz / QPSK



Highest Channel / 50MHz / 64QAM



Highest Channel / 100MHz / QPSK

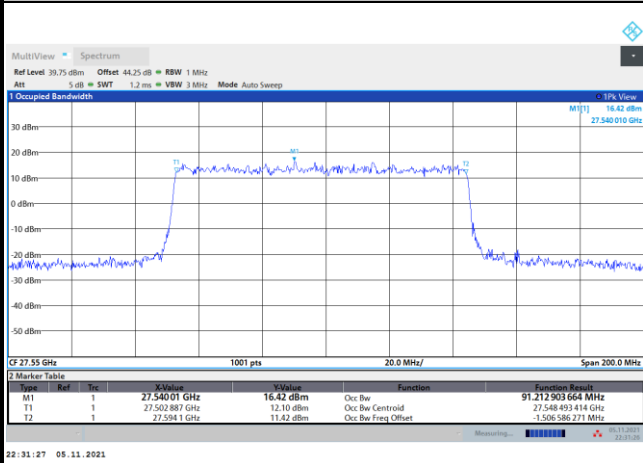




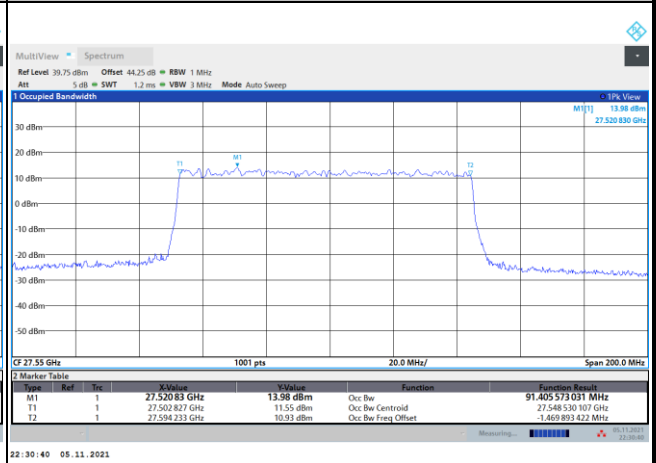
DFT-s-OFDM Module 0

NR Band n261

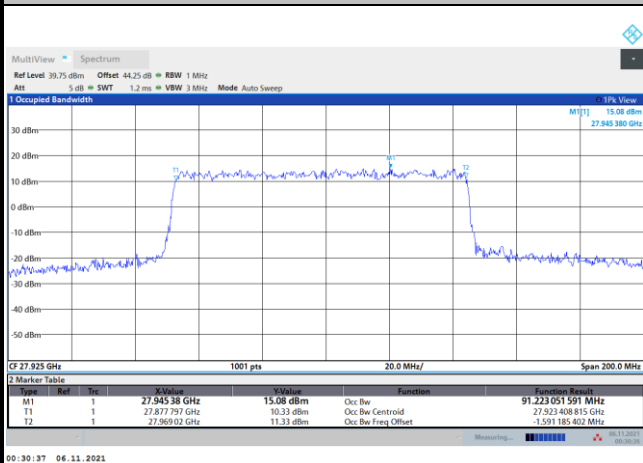
Lowest Channel / 100MHz / 16QAM



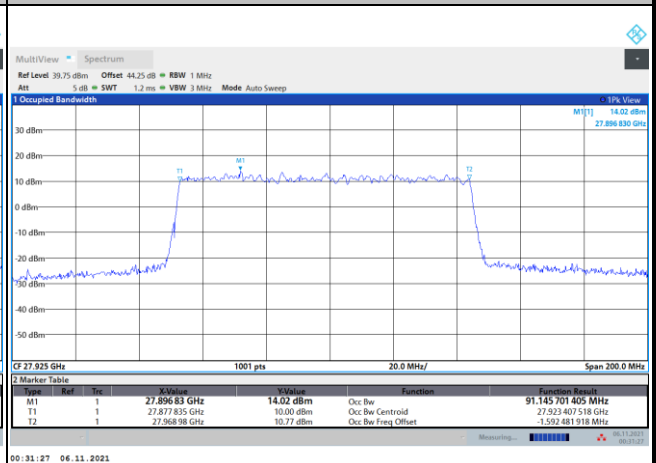
Lowest Channel / 100MHz / 64QAM



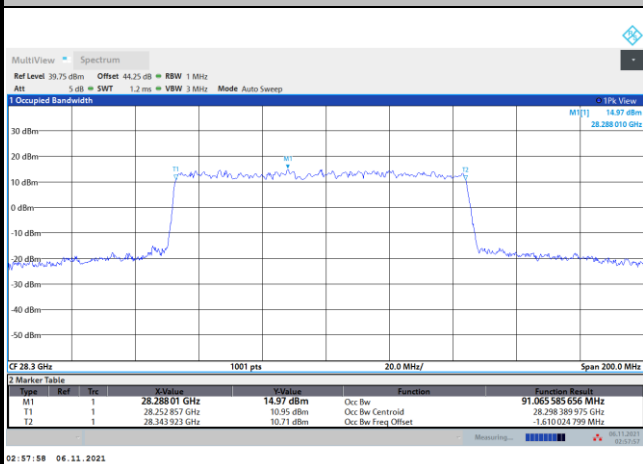
Middle Channel / 100MHz / 16QAM



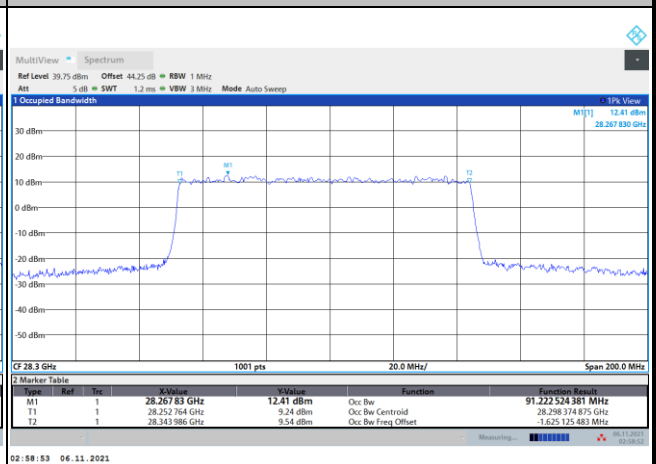
Middle Channel / 100MHz / 64QAM



Highest Channel / 100MHz / 16QAM



Highest Channel / 100MHz / 64QAM





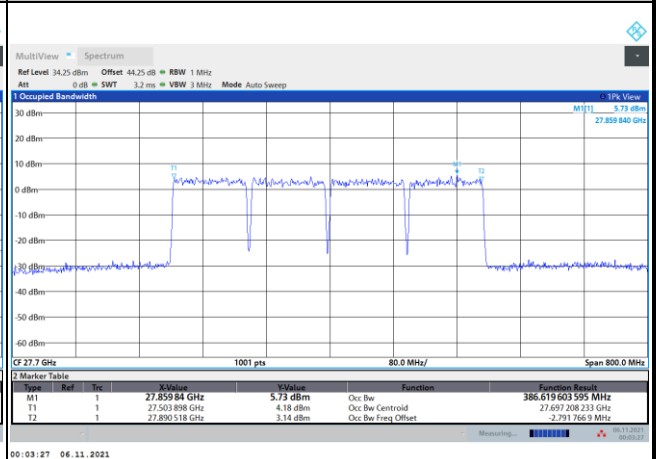
DFT-s-OFDM Module 0

NR Band n261

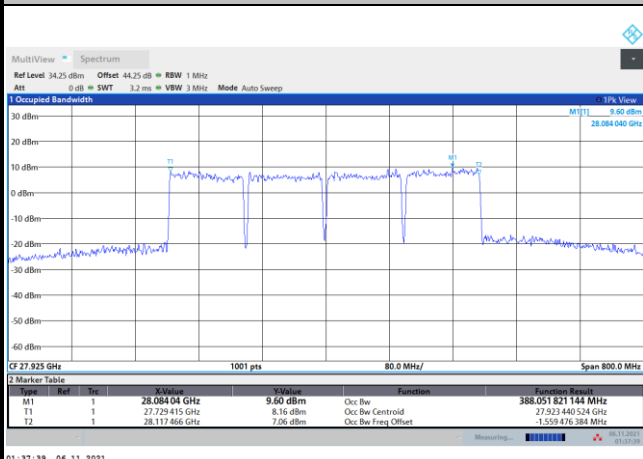
Lowest Channel / 400MHz / QPSK



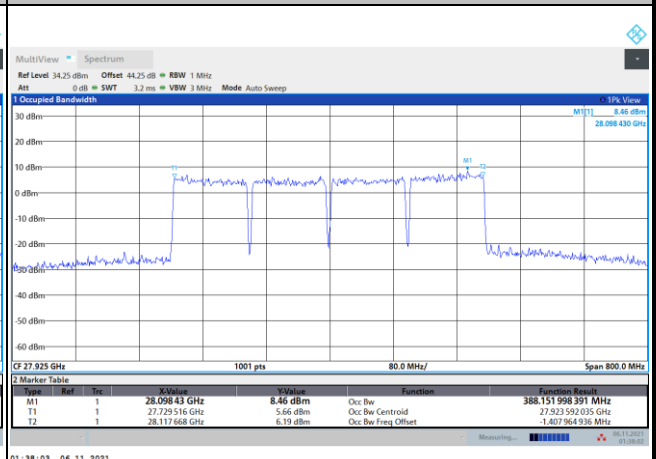
Lowest Channel / 400MHz / 16QAM



Middle Channel / 400MHz / QPSK



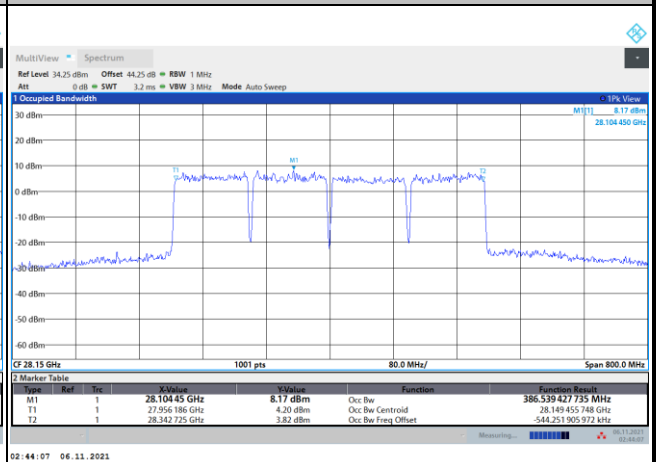
Middle Channel / 400MHz / 16QAM



Highest Channel / 400MHz / QPSK



Highest Channel / 400MHz / 16QAM

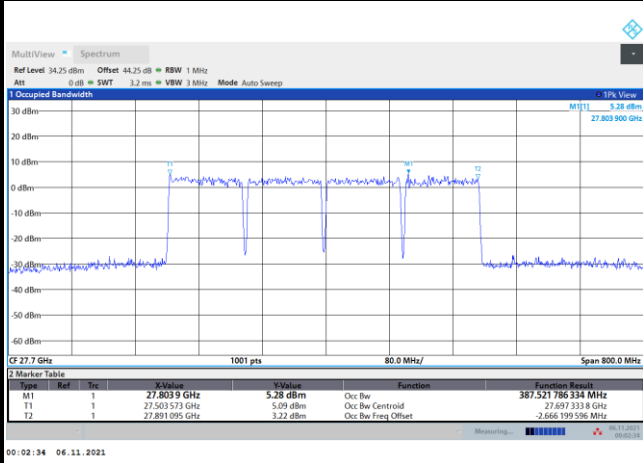




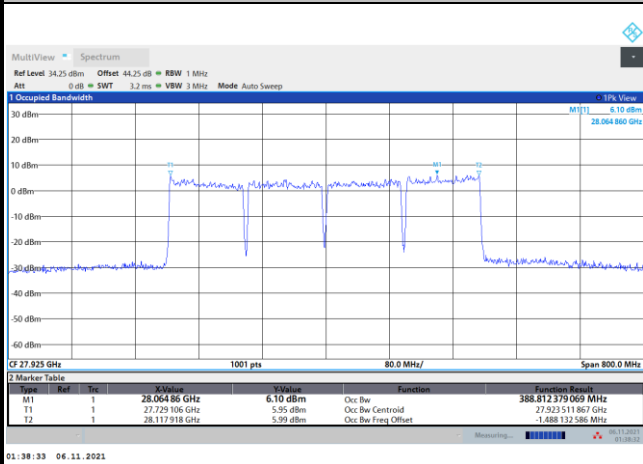
DFT-s-OFDM Module 0

NR Band n261

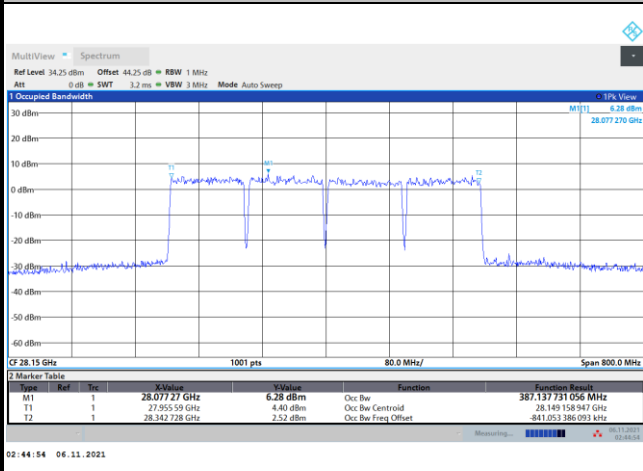
Lowest Channel / 400MHz / 64QAM



Middle Channel / 400MHz / 64QAM



Highest Channel / 400MHz / 64QAM



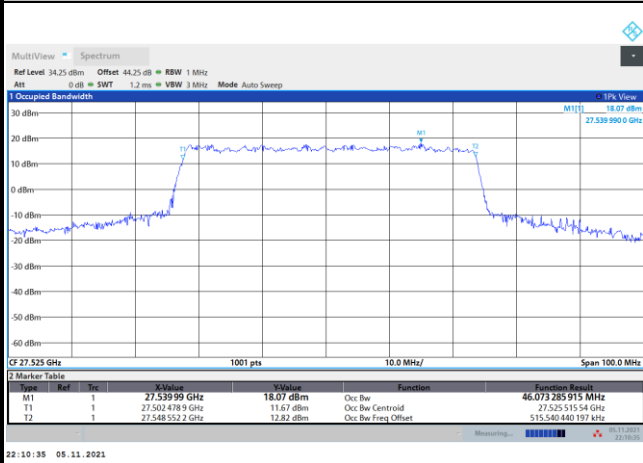




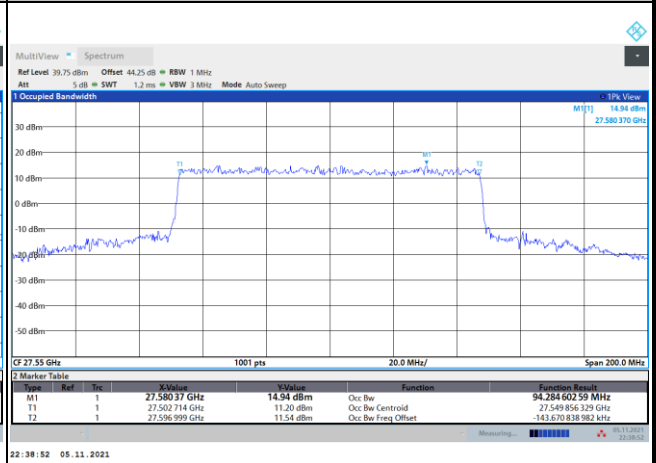
CP-OFDM Module 0

NR Band n261

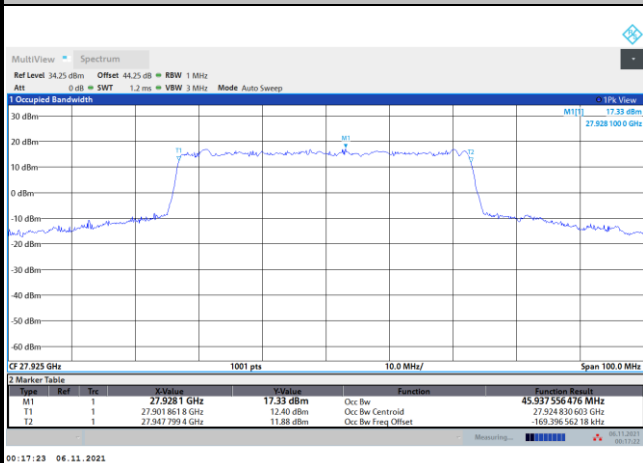
Lowest Channel / 50MHz / QPSK



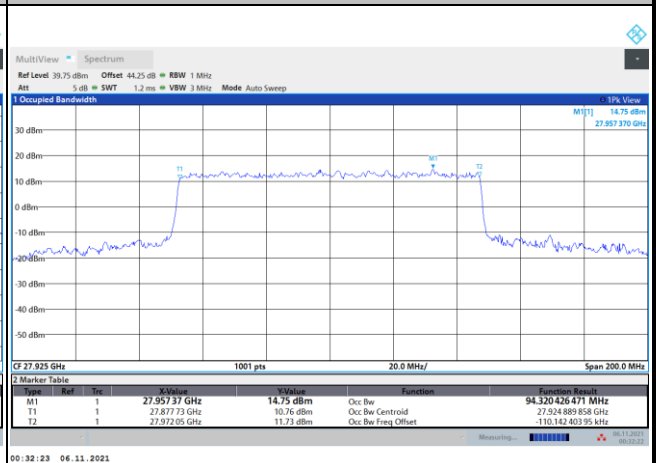
Lowest Channel / 100MHz / QPSK



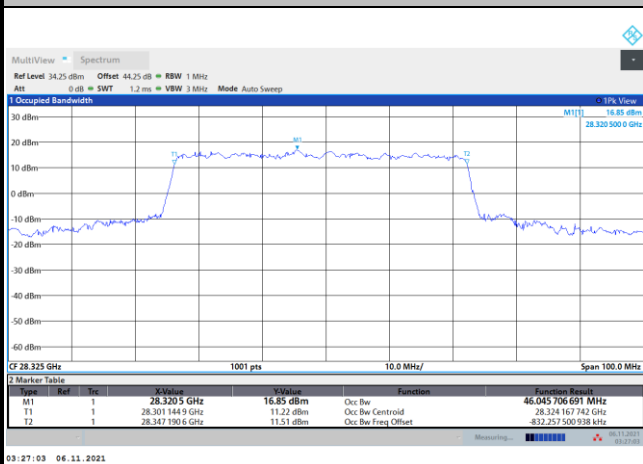
Middle Channel / 50MHz / QPSK



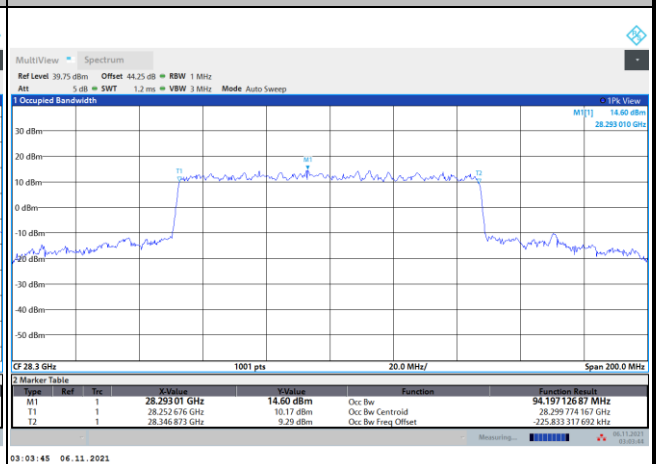
Middle Channel / 100MHz / QPSK



Highest Channel / 50MHz / QPSK



Highest Channel / 100MHz / QPSK





CP-OFDM Module 0

NR Band n261

Lowest Channel / 400MHz / QPSK



Middle Channel / 400MHz / QPSK



Highest Channel / 400MHz / QPSK



**Radiated Out of Band Emissions**

Mode			DFT-s-OFDM Module 0 NR Band n261 : BE (dBm) 1 RB					
BW			50MHz			100MHz		
Limit (dBm)			QPSK	16QAM	64QAM	QPSK	16QAM	64QAM
Low CH	0~10%OB	≤-5	-13.11	-13.82	-14.87	-8.32	-10.16	-13.13
	>10%OB	≤-13	-22.65	-23.88	-25.51	-28.05	-29.47	-31.01
High CH	0~10%OB	≤-5	-16.67	-18.29	-19.07	-11.80	-13.53	-15.23
	>10%OB	≤-13	-25.99	-27.75	-29.38	-30.38	-31.86	-33.20
Result			Compliance					

Mode			DFT-s-OFDM Module 0 NR Band n261 : BE (dBm) 1 RB					
BW			400MHz					
Limit (dBm)			QPSK	16QAM	64QAM			
Low CH	0~10%OB	≤-5	-20.53	-20.23	-20.90			
	>10%OB	≤-13	-18.00	-17.25	-20.98			
High CH	0~10%OB	≤-5	-21.11	-21.28	-24.93			
	>10%OB	≤-13	-18.37	-18.86	-21.63			
Result			Compliance					

Mode			CP-OFDM Module 0 NR Band n261 : BE (dBm) 1 RB					
BW			50MHz			100MHz		
Limit (dBm)			QPSK			QPSK		
Low CH	0~10%OB	≤-5	-14.22			-12.31		
	>10%OB	≤-13	-23.49			-29.28		
High CH	0~10%OB	≤-5	-17.41			-14.34		
	>10%OB	≤-13	-28.03			-32.42		
Result			Compliance					

Mode			CP-OFDM Module 0 NR Band n261 : BE (dBm) 1 RB					
BW			400MHz					
Limit (dBm)			QPSK					
Low CH	0~10%OB	≤-5	-21.54					
	>10%OB	≤-13	-14.36					
High CH	0~10%OB	≤-5	-21.02					
	>10%OB	≤-13	-17.81					
Result			Compliance					



Mode			DFT-s-OFDM Module 0 NR Band n261 : BE (dBm) Full RB					
BW			50MHz			100MHz		
Limit (dBm)			QPSK	16QAM	64QAM	QPSK	16QAM	64QAM
Low CH	0~10%OB	≤-5	-22.51	-23.74	-27.19	-22.49	-23.95	-27.82
	>10%OB	≤-13	-26.93	-28.74	-30.89	-28.93	-30.54	-33.19
High CH	0~10%OB	≤-5	-19.44	-22.51	-26.90	-21.52	-25.35	-30.15
	>10%OB	≤-13	-20.95	-23.80	-29.39	-23.68	-26.92	-32.02
Result			Compliance					
Mode			DFT-s-OFDM Module 0 NR Band n261 : BE (dBm) Full RB					
BW			400MHz					
Limit (dBm)			QPSK	16QAM	64QAM			
Low CH	0~10%OB	≤-5	-29.99	-35.21	-35.71			
	>10%OB	≤-13	-30.35	-38.01	-37.36			
High CH	0~10%OB	≤-5	-26.69	-32.54	-36.32			
	>10%OB	≤-13	-27.42	-32.98	-37.06			
Result			Compliance					

Mode			CP-OFDM Module 0 NR Band n261 : BE (dBm) Full RB					
BW			50MHz			100MHz		
Limit (dBm)			QPSK			QPSK		
Low CH	0~10%OB	≤-5	-21.33			-22.68		
	>10%OB	≤-13	-24.07			-25.57		
High CH	0~10%OB	≤-5	-19.76			-22.13		
	>10%OB	≤-13	-22.20			-23.46		
Result			Compliance					
Mode			CP-OFDM Module 0 NR Band n261 : BE (dBm) Full RB					
BW			400MHz					
Limit (dBm)			QPSK					
Low CH	0~10%OB	≤-5	-32.87					
	>10%OB	≤-13	-34.55					
High CH	0~10%OB	≤-5	-31.15					
	>10%OB	≤-13	-33.48					
Result			Compliance					

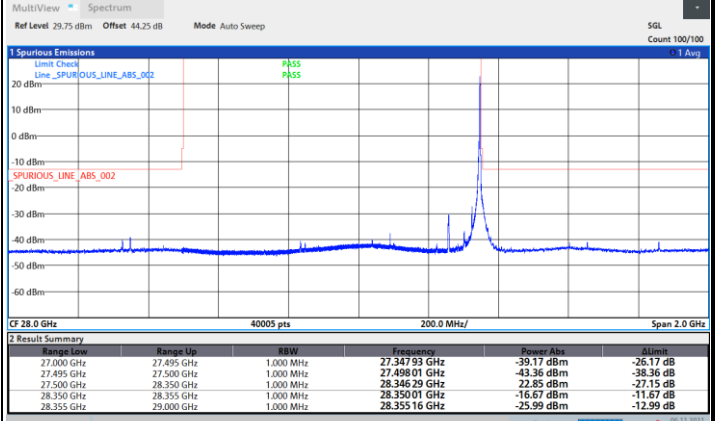
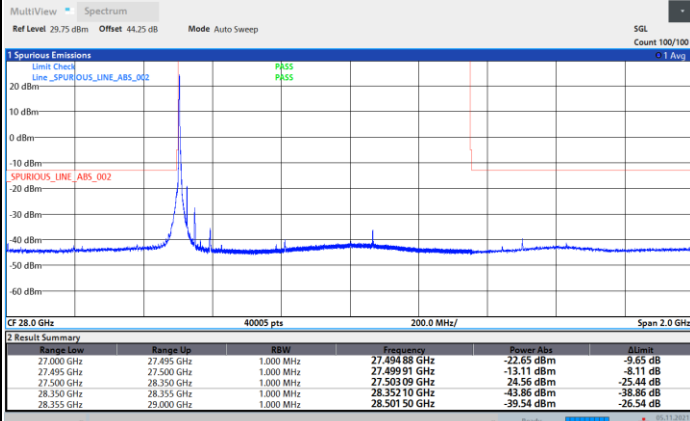


DFT-s-OFDM Module 0

NR Band n261 / 50MHz / QPSK

Lowest Band Edge / 1 RB

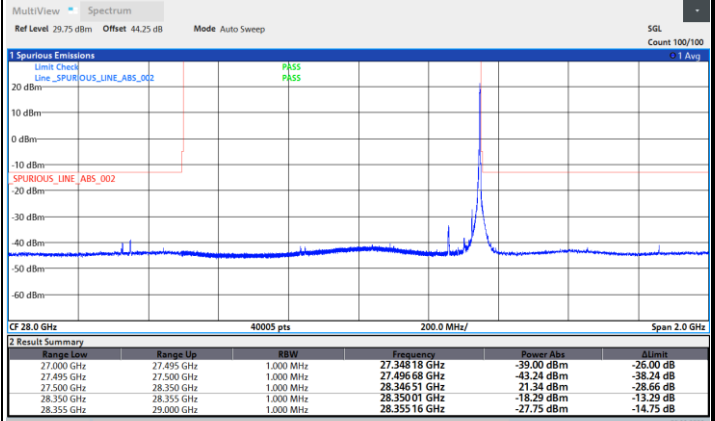
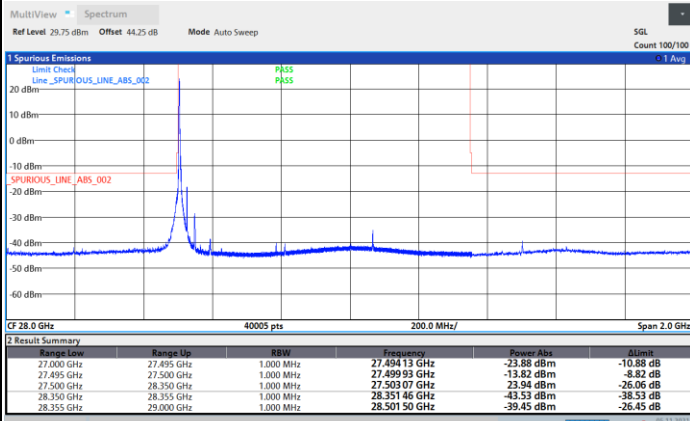
Highest Band Edge / 1 RB



NR Band n261 / 50MHz / 16QAM

Lowest Band Edge / 1 RB

Highest Band Edge / 1 RB



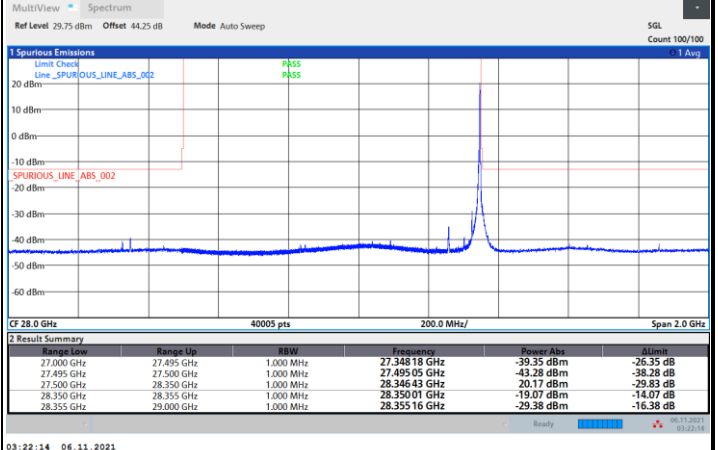
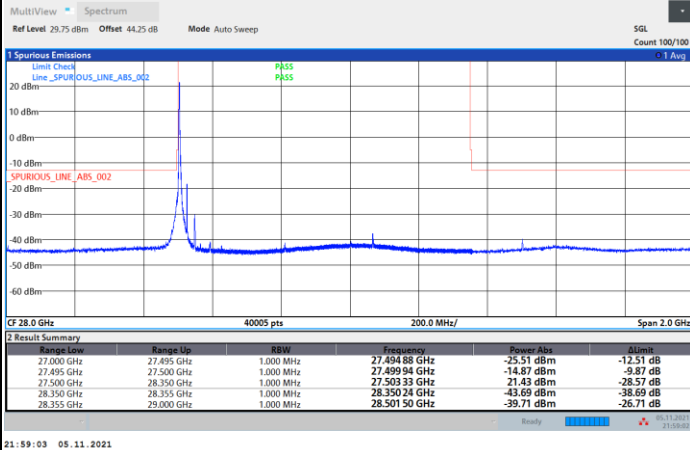


DFT-s-OFDM Module 0

NR Band n261 / 50MHz / 64QAM

Lowest Band Edge / 1 RB

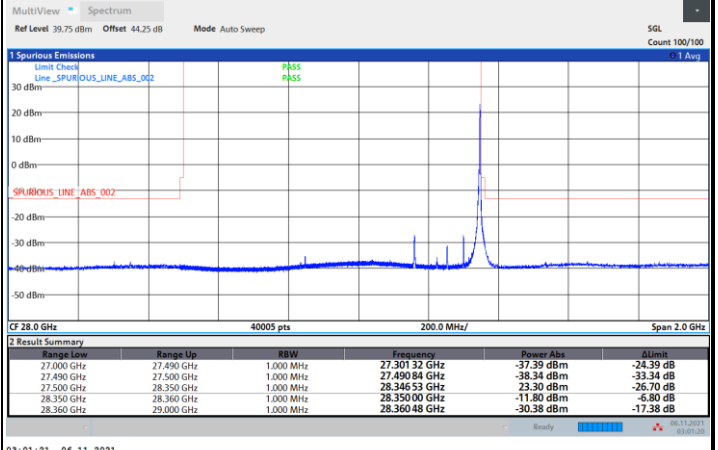
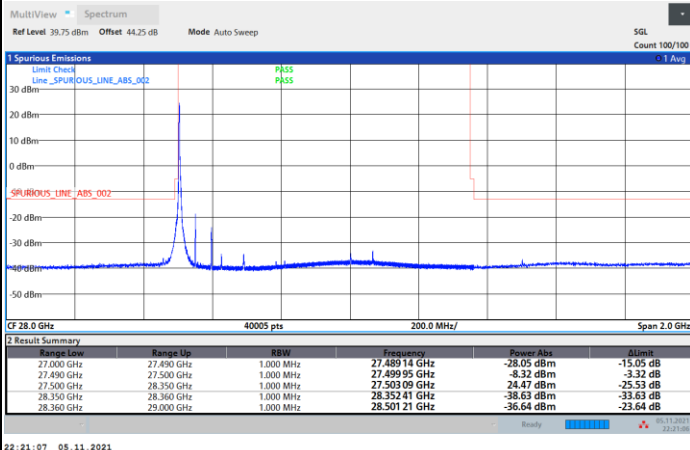
Highest Band Edge / 1 RB



NR Band n261 / 100MHz / QPSK

Lowest Band Edge / 1 RB

Highest Band Edge / 1 RB



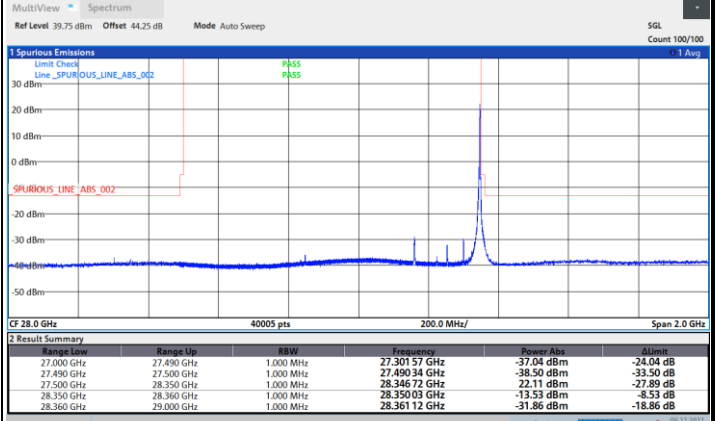
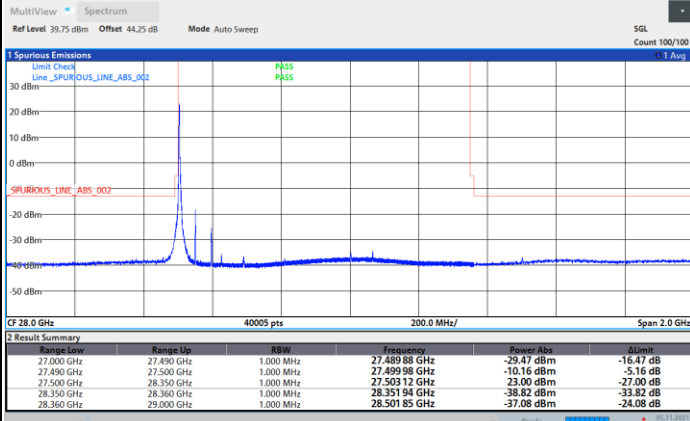


DFT-s-OFDM Module 0

NR Band n261 / 100MHz / 16QAM

Lowest Band Edge / 1 RB

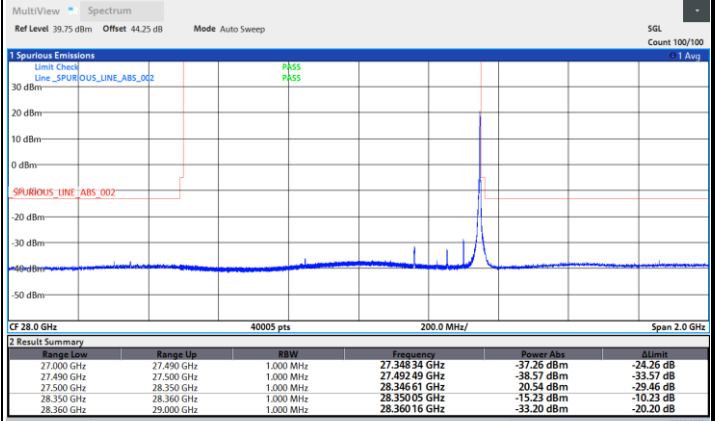
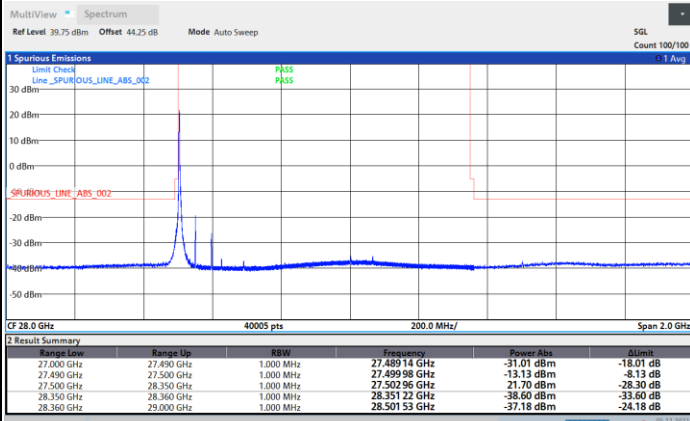
Highest Band Edge / 1 RB



NR Band n261 / 100MHz / 64QAM

Lowest Band Edge / 1 RB

Highest Band Edge / 1 RB

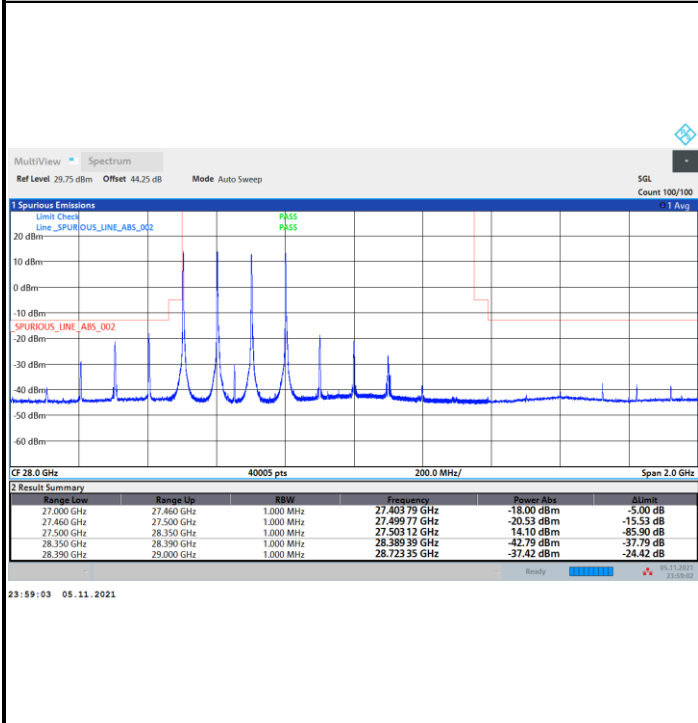




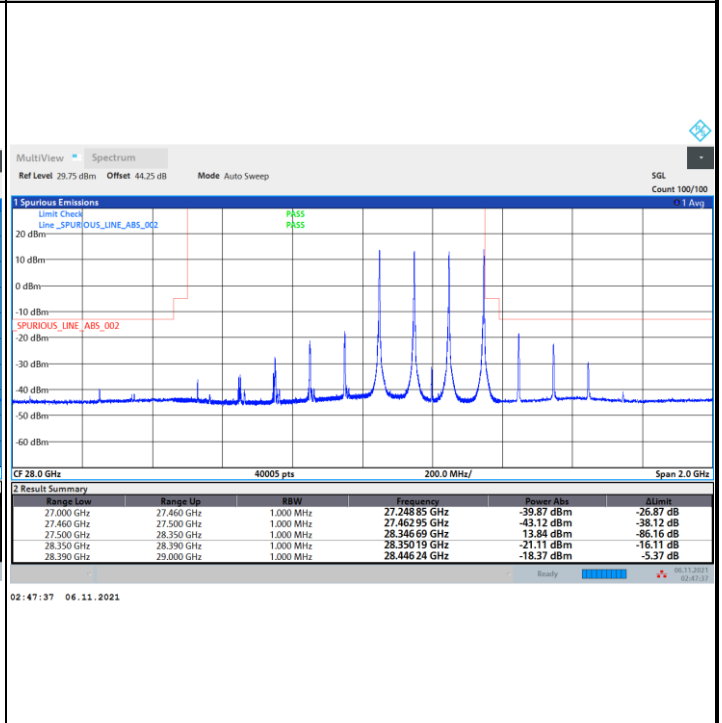
DFT-s-OFDM Module 0

NR Band n261 / 400MHz / QPSK

Lowest Band Edge / 1 RB

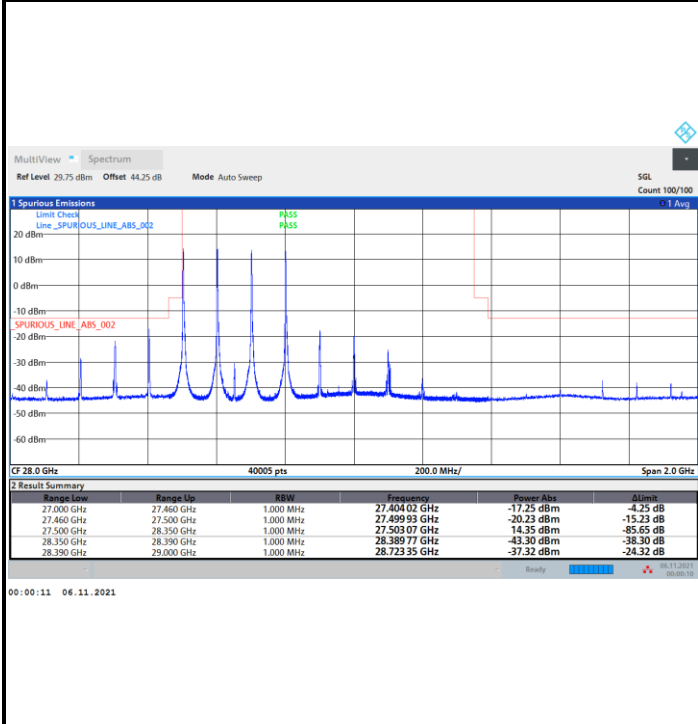


Highest Band Edge / 1 RB

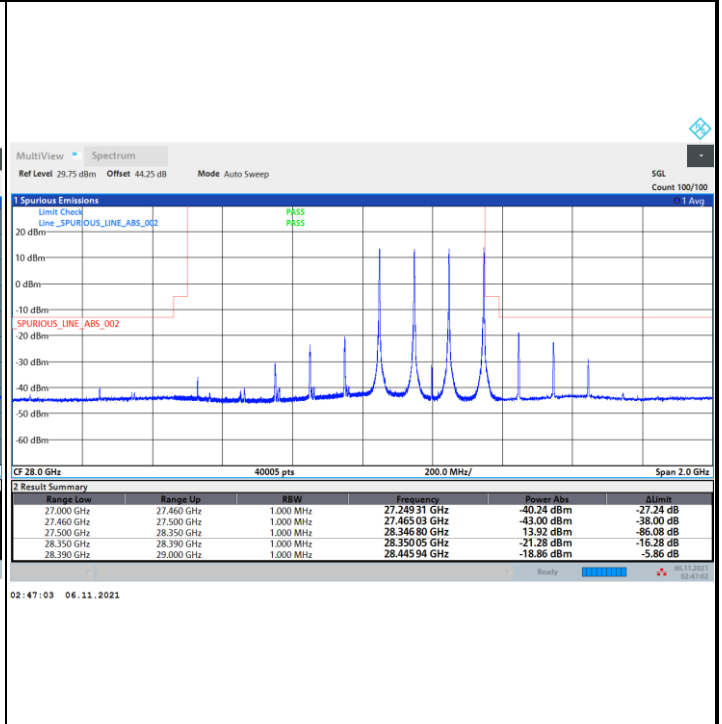


NR Band n261 / 400MHz / 16QAM

Lowest Band Edge / 1 RB



Highest Band Edge / 1 RB







DFT-s-OFDM Module 0

NR Band n261 / 400MHz / 64QAM

Lowest Band Edge / 1 RB

Highest Band Edge / 1 RB

