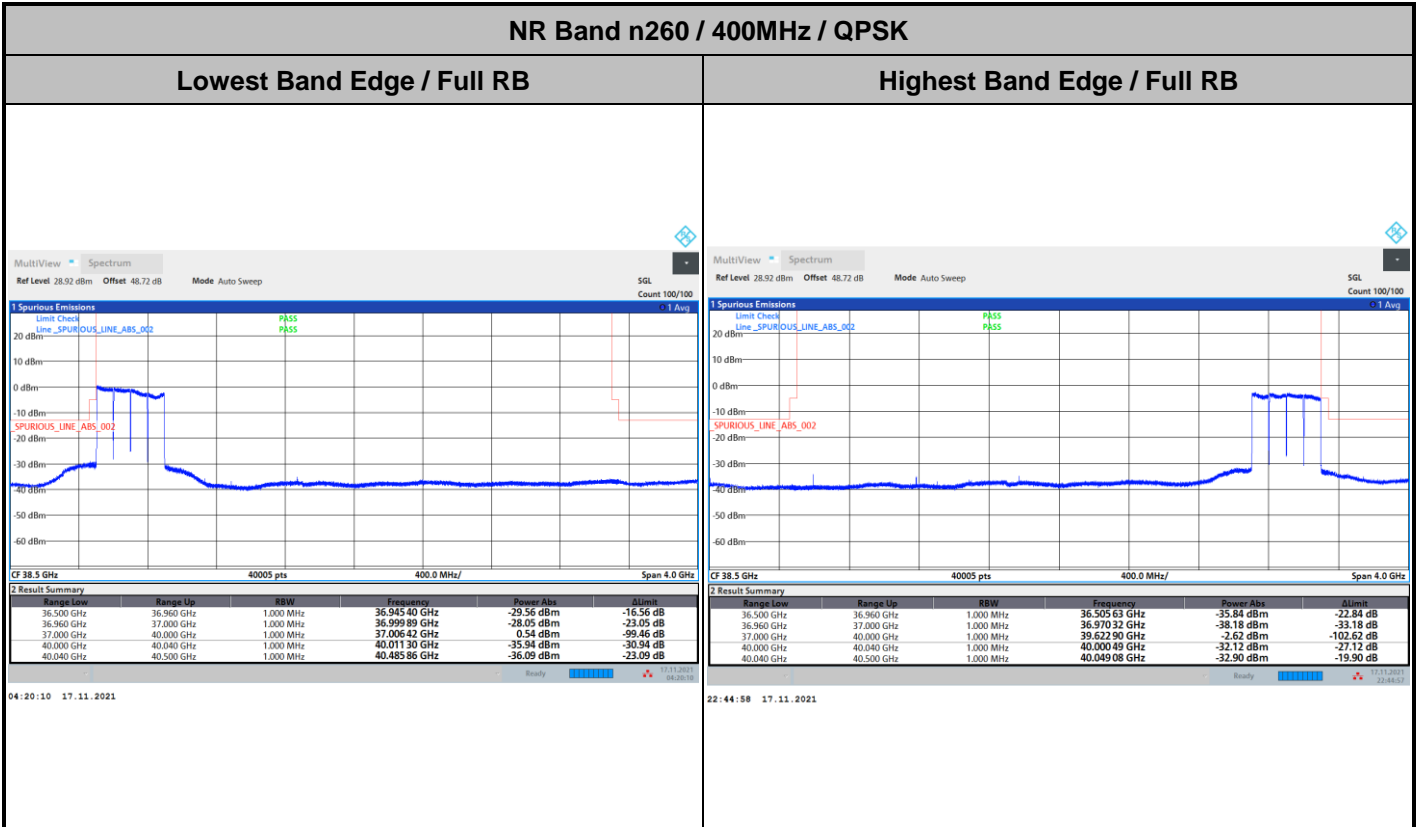




CP-OFDM Module 1

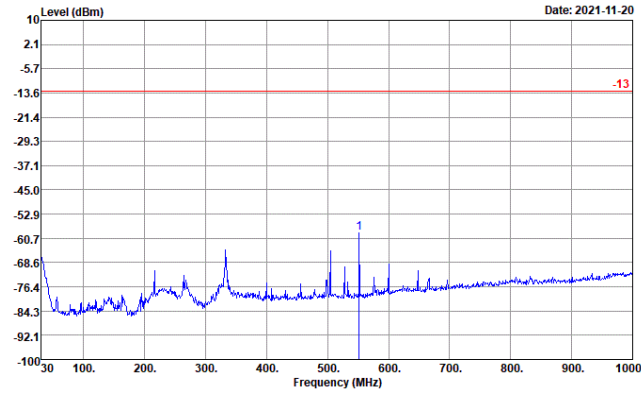




Spurious Emission

NR Band n260 (30MHz-1GHz)

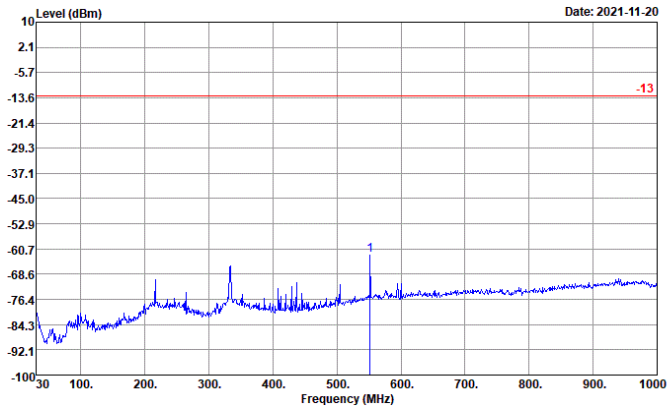
Horizontal



Site : 03CH19-HY
 Condition : -13 ERP EIRP_20210305 HORIZONTAL
 Project : IO2008
 : n260 M1

Freq	Level	Over	Limit	Read	
MHz	dBm	dB	dBm	dBm	
1	551.86	-59.00	-46.00	-13.00	-59.24

Vertical



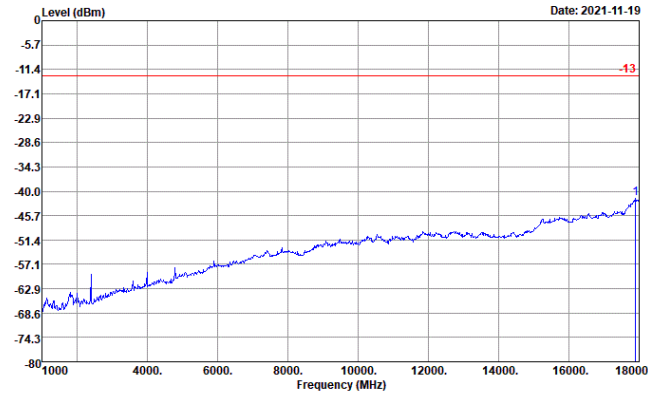
Site : 03CH19-HY
 Condition : -13 ERP EIRP_20210305 VERTICAL
 Project : IO2008
 : n260 M1

Freq	Level	Over	Limit	Read	
MHz	dBm	dB	dBm	dBm	
1	551.86	-62.53	-49.53	-13.00	-66.56



NR Band n260 (1GHz-18GHz)

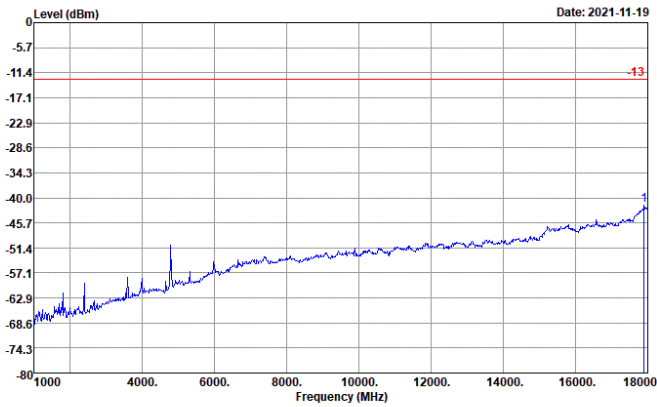
Horizontal



Site : 03CH19-HY
 Condition : -13 ERP EIRP_20210305 HORIZONTAL
 Project : 1O2008
 : n260 M1

Over	Limit	Read			
Freq	Level	Limit	Line	Level	
MHz	dBm	dB	dBm	dBm	
1	17898.00	-41.72	-28.72	-13.00	-75.07

Vertical



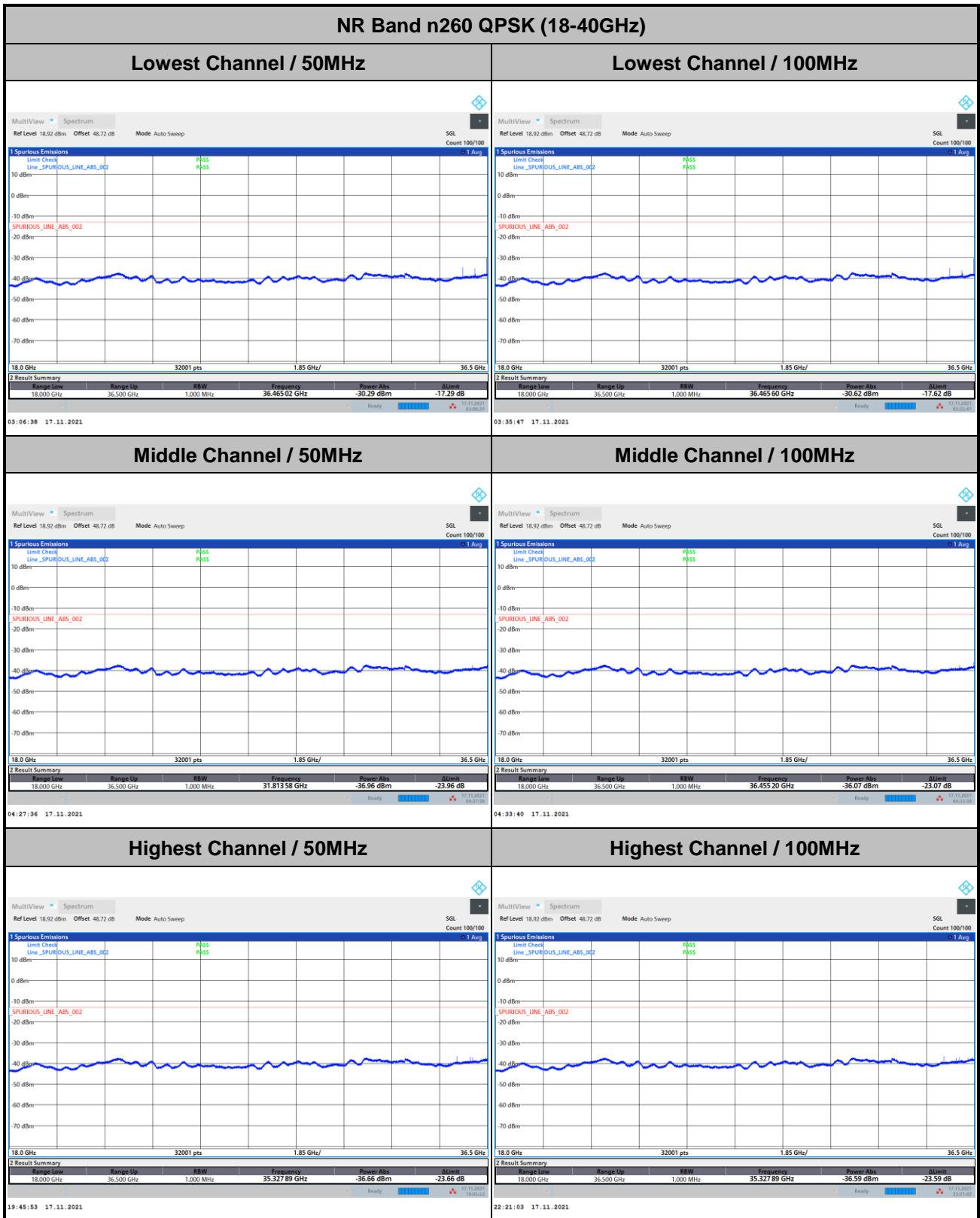
Site : 03CH19-HY
 Condition : -13 ERP EIRP_20210305 VERTICAL
 Project : 1O2008
 : n260 M1

Over	Limit	Read			
Freq	Level	Limit	Line	Level	
MHz	dBm	dB	dBm	dBm	
1	17898.00	-41.77	-28.77	-13.00	-74.92



Spurious emission between 18GHz to 40GHz worst case plot is reported as following.

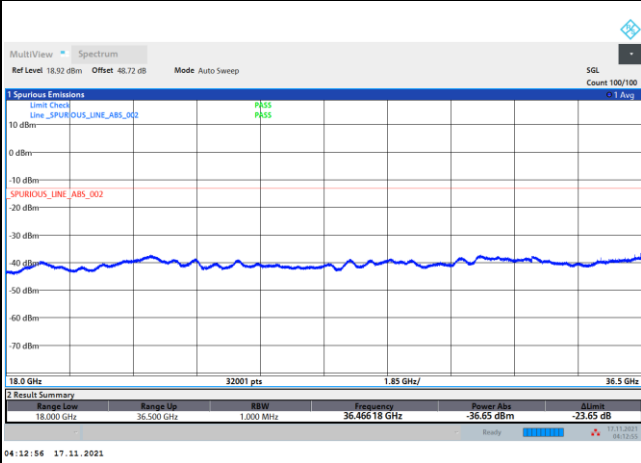
DFT-s-OFDM Module 1



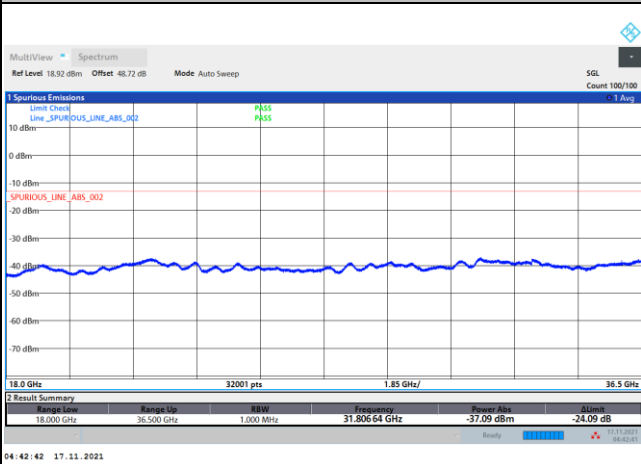


NR Band n260 QPSK (18-40GHz)

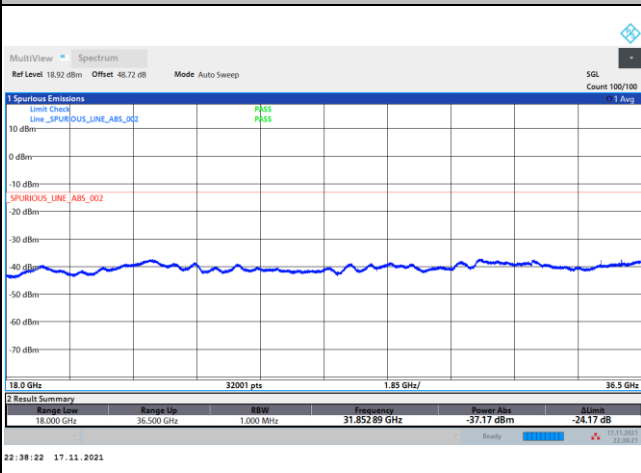
Lowest Channel / 400MHz



Middle Channel / 400MHz



Highest Channel / 400MHz



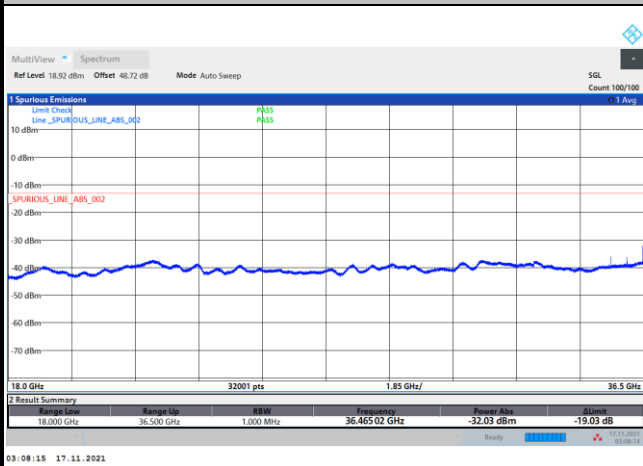
Remark: In band and out of band frequencies that has reported in previous results are omitted.



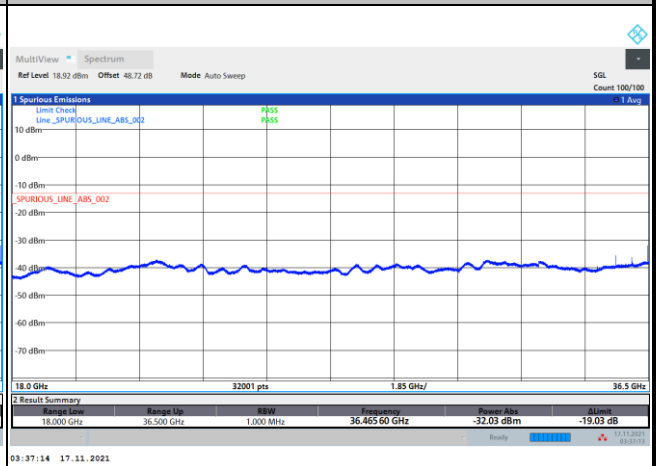
CP-OFDM Module 1

NR Band n260 QPSK (18-40GHz)

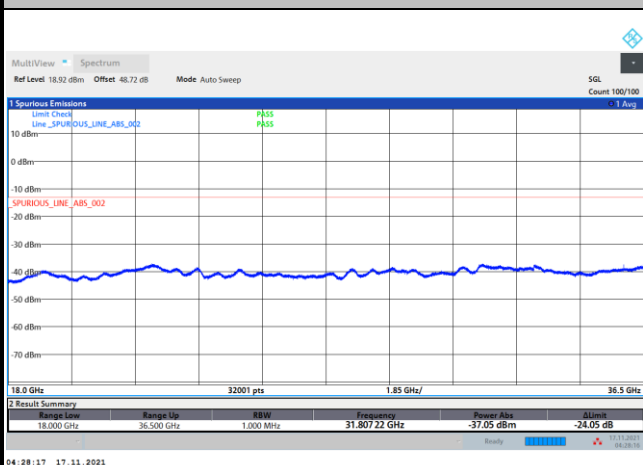
Lowest Channel / 50MHz



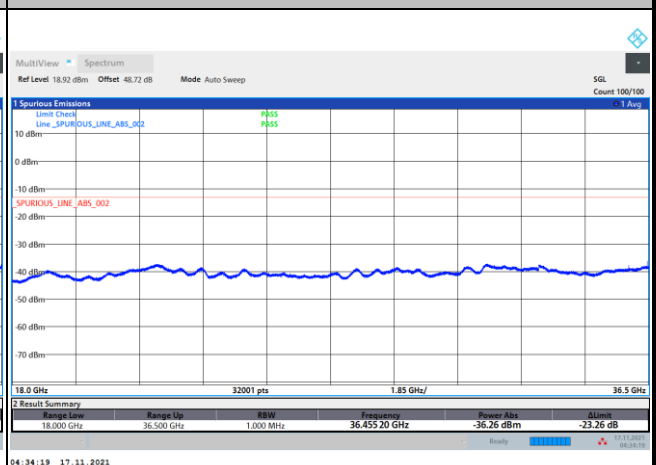
Lowest Channel / 100MHz



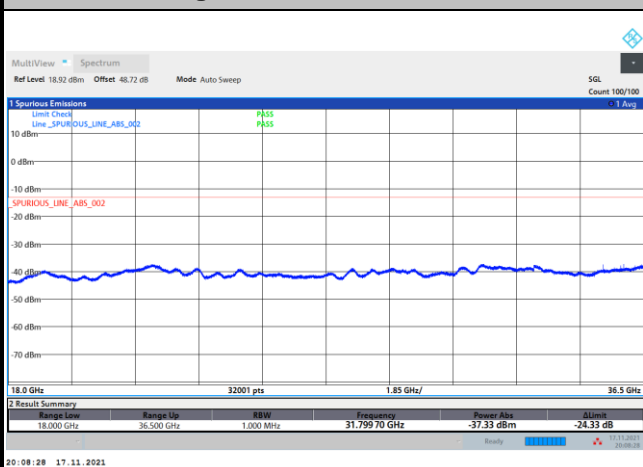
Middle Channel / 50MHz



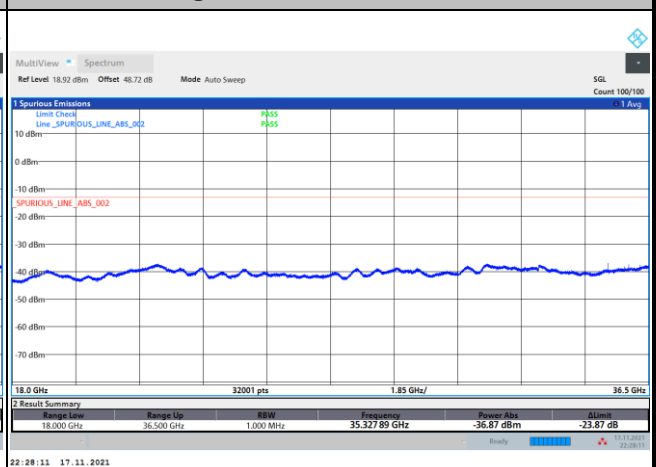
Middle Channel / 100MHz



Highest Channel / 50MHz



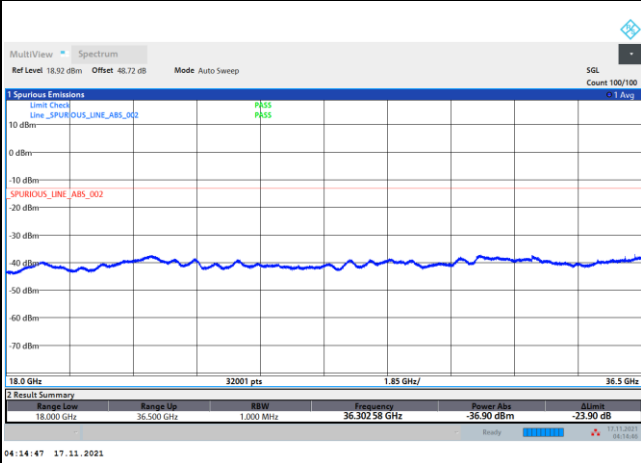
Highest Channel / 100MHz



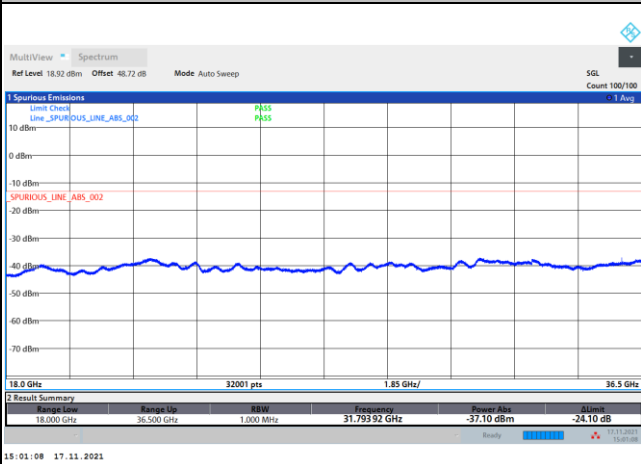


NR Band n260 QPSK (18-40GHz)

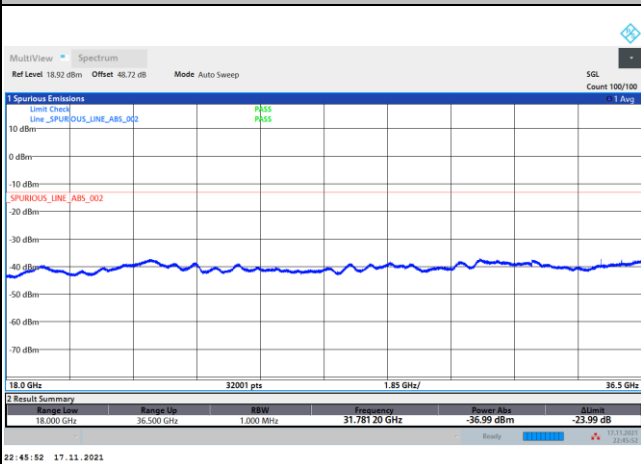
Lowest Channel / 400MHz



Middle Channel / 400MHz



Highest Channel / 400MHz

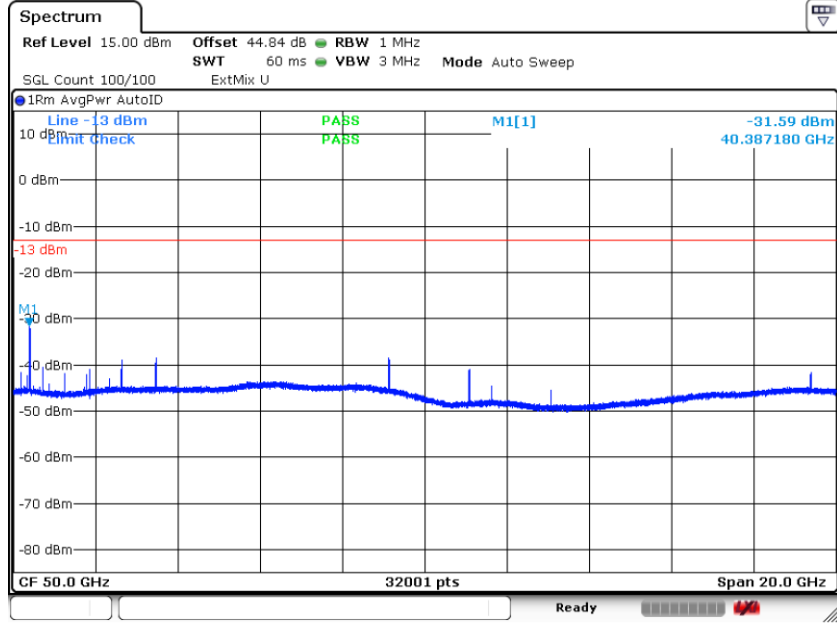


Remark: In band and out of band frequencies that has reported in previous results are omitted.



NR Band n260

(40GHz-60GHz)



Date: 20.NOV.2021 15:51:08

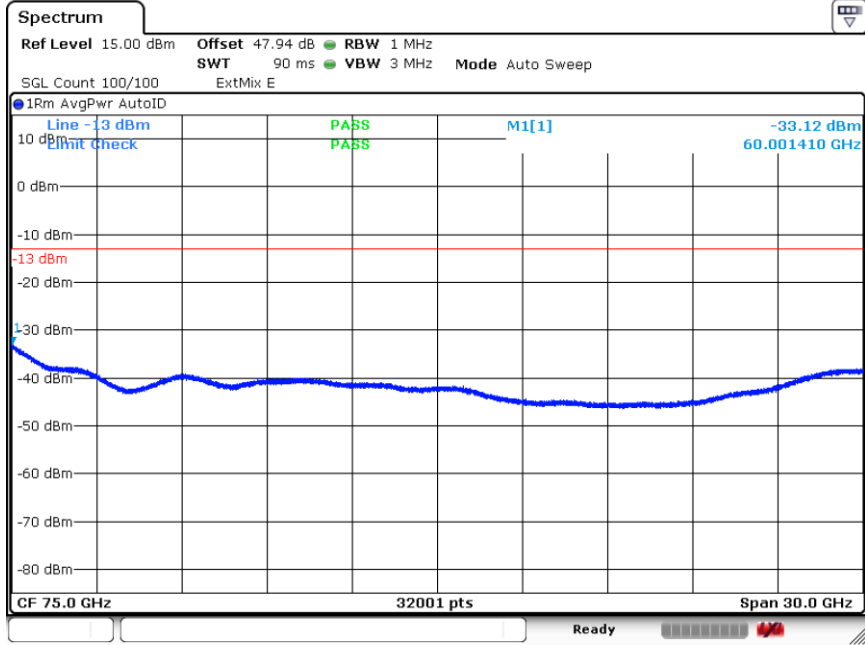
$$\text{Offset} = \text{Antenna Factor (dB/m)} + \text{Cable Loss (dB)} + 107 + 20\log(D) - 104.8$$

$$= 42.3 + 0.34 + 107 + 20\log(1) - 104.8 = 44.84 \text{ (dB)}$$



NR Band n260

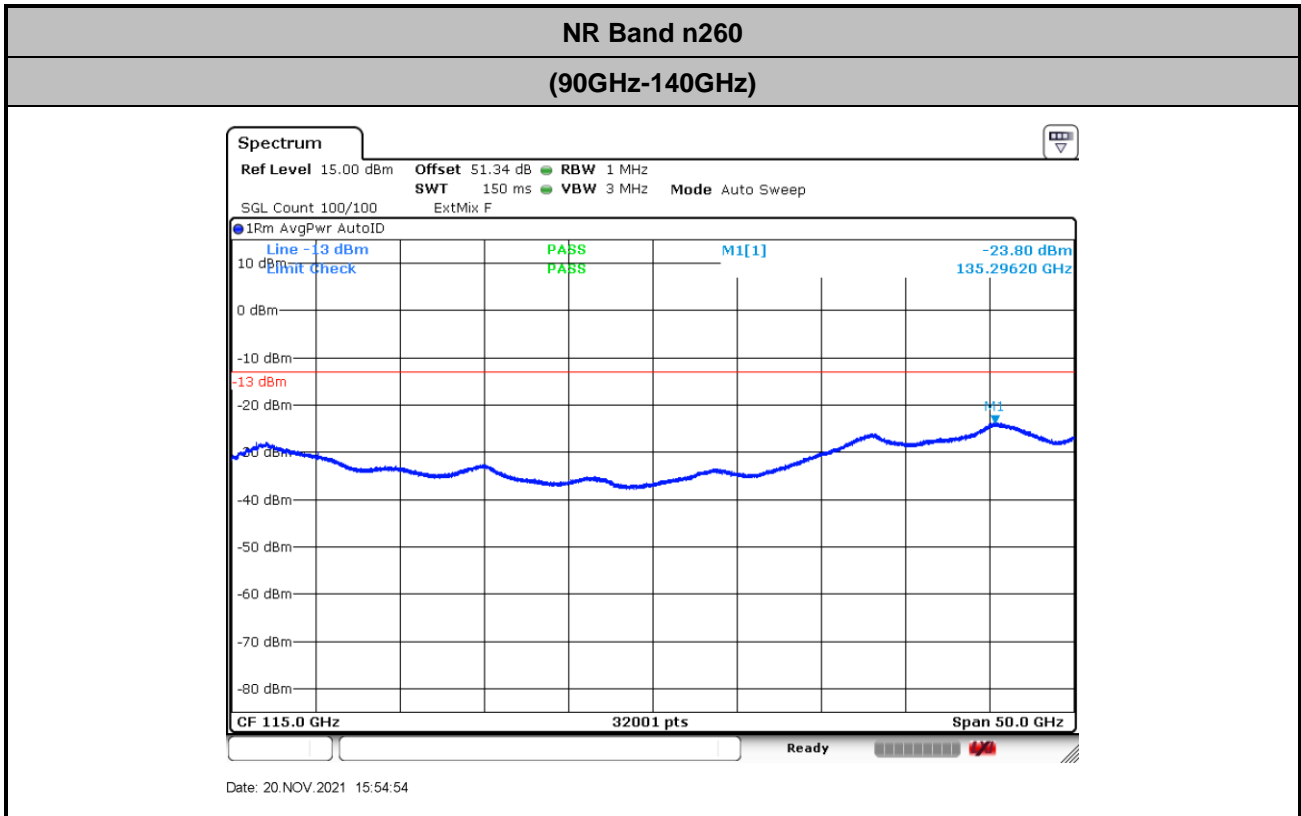
(60GHz-90GHz)



Date: 20.NOV.2021 15:52:51

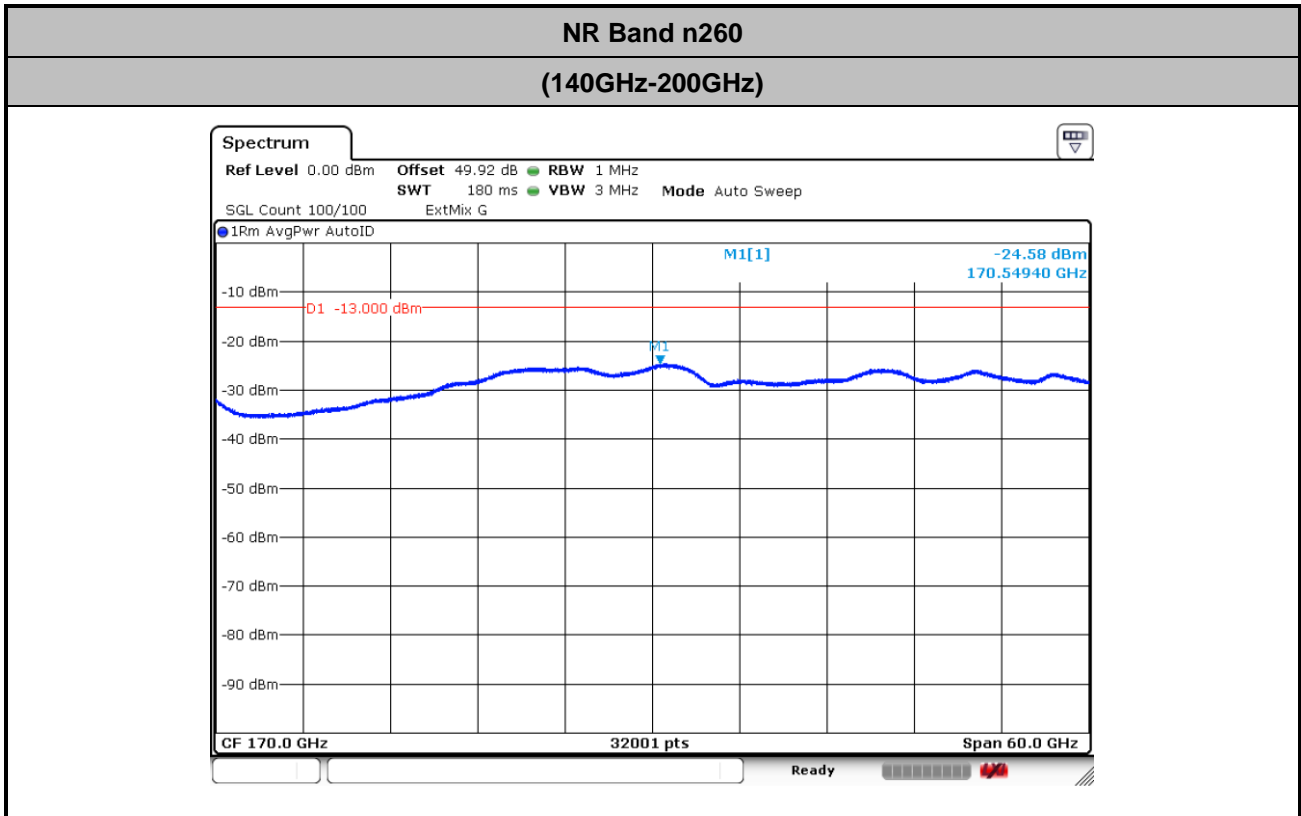
$$\text{Offset} = \text{Antenna Factor (dB/m)} + \text{Cable Loss (dB)} + 107 + 20\log(D) - 104.8$$

$$= 45.4 + 0.34 + 107 + 20\log(1) - 104.8 = 47.94 \text{ (dB)}$$



$$Offset = Antenna\ Factor\ (dB/m) + Cable\ Loss\ (dB) + 107 + 20\log(D) - 104.8$$

$$= 48.8 + 0.34 + 107 + 20\log(1) - 104.8 = 51.34\ (dB)$$



$$\text{Offset} = \text{Antenna Factor (dB/m)} + \text{Cable Loss (dB)} + 107 + 20\log(D) - 104.8$$
$$= 53.4 + 0.34 + 107 + 20\log(0.5) - 104.8 = 49.92 \text{ (dB)}$$



Frequency Stability

Test Conditions		NR Band n260 / Middle Channel			Limit
Temperature (°C)	Voltage (Volt)	CW tone			Note 2.
		Frequency (GHz)	Deviation (kHz)	Deviation (ppm)	Result
50	Normal Voltage	38.5001399	-139.900	3.634	Pass
40	Normal Voltage	38.5000999	-99.900	2.595	
30	Normal Voltage	38.5000699	-69.900	1.816	
20(Ref.)	Normal Voltage	38.5	0.000	0.000	
10	Normal Voltage	38.499975	25.000	0.649	
0	Normal Voltage	38.4999351	64.900	1.686	
-10	Normal Voltage	38.4999851	14.900	0.387	
-20	Normal Voltage	38.4998751	124.900	3.244	
-30	Normal Voltage	38.4998452	154.800	4.021	
20	Maximum Voltage	38.500029	-29.000	0.753	
20	Normal Voltage	38.500005	-5.000	0.130	
20	Battery End Point	38.499979	21.000	0.545	

Note: The frequency fundamental emissions stay within the operation band.



NR Band n261 Module 0 AG0

Occupied Bandwidth

Mode	DFT-s-OFDM Module 0 NR Band n261 : 99%OBW(MHz)					
BW	50MHz			100MHz		
Mod.	QPSK	16QAM	64QAM	QPSK	16QAM	64QAM
Lowest CH	45.88	45.85	45.80	91.63	90.97	91.23
Middle CH	45.96	45.79	45.94	91.40	91.23	91.10
Highest CH	45.78	45.81	45.98	91.40	91.31	91.21

Mode	DFT-s-OFDM Module 0 NR Band n261 : 99%OBW(MHz)					
BW	400MHz					
Mod.	QPSK	16QAM	64QAM			
Lowest CH	387.26	386.29	387.79			
Middle CH	388.29	387.97	388.55			
Highest CH	387.68	387.03	387.96			

Mode	CP-OFDM Module 0 NR Band n261 : 99%OBW(MHz)	
BW	50MHz	100MHz
Mod.	QPSK	QPSK
Lowest CH	45.87	94.03
Middle CH	46.03	94.35
Highest CH	46.02	94.30

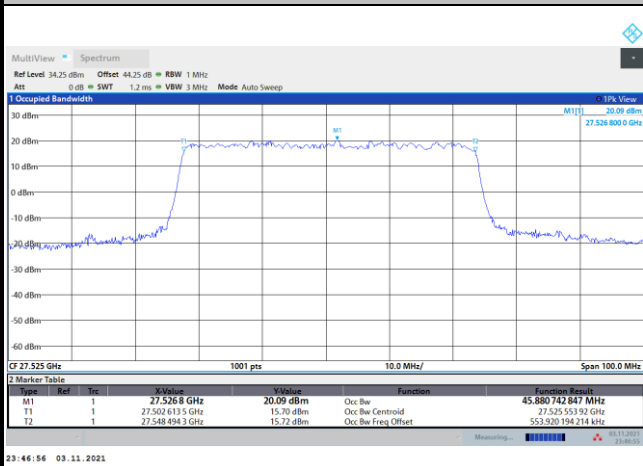
Mode	CP-OFDM Module 0 NR Band n261 : 99%OBW(MHz)	
BW	400MHz	
Mod.	QPSK	
Lowest CH	390.16	
Middle CH	390.58	
Highest CH	389.71	



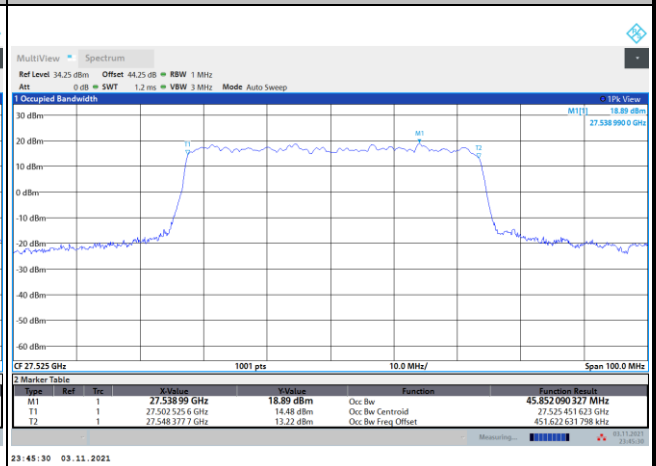
DFT-s-OFDM Module 0

NR Band n261

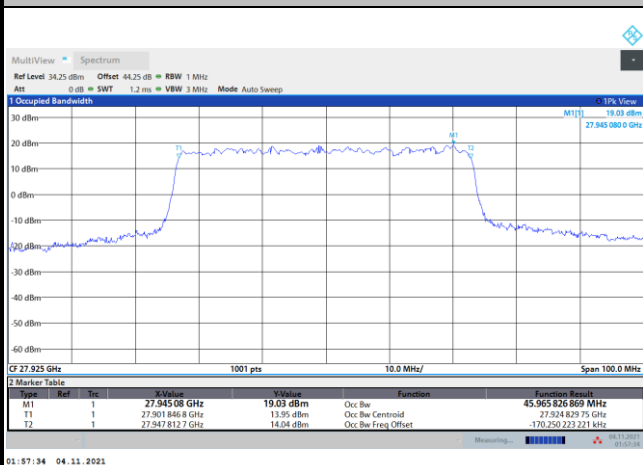
Lowest Channel / 50MHz / QPSK



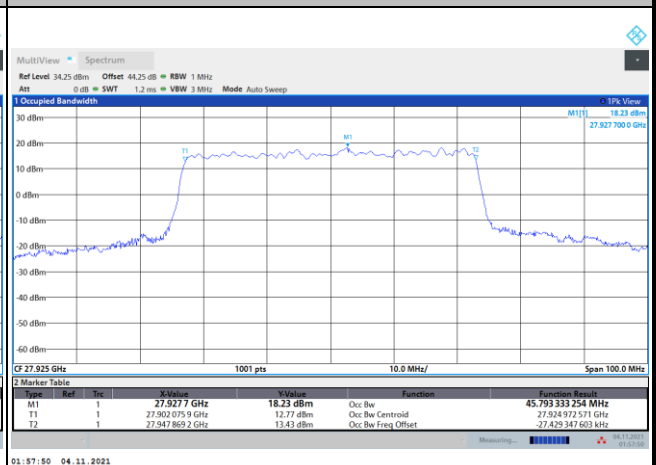
Lowest Channel / 50MHz / 16QAM



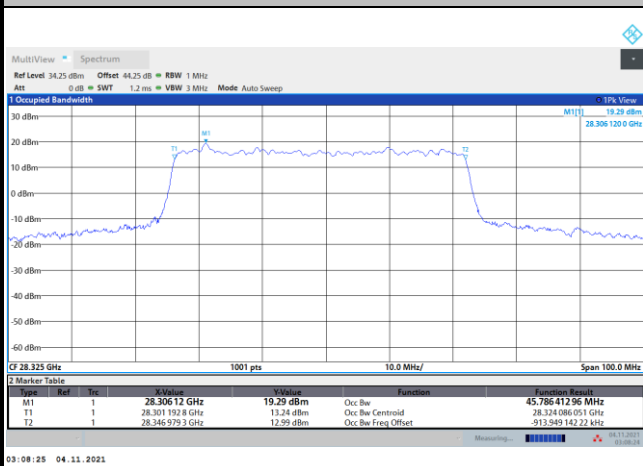
Middle Channel / 50MHz / QPSK



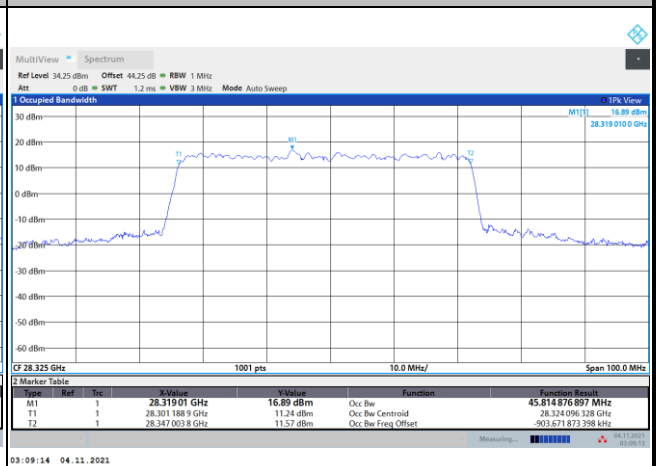
Middle Channel / 50MHz / 16QAM



Highest Channel / 50MHz / QPSK



Highest Channel / 50MHz / 16QAM

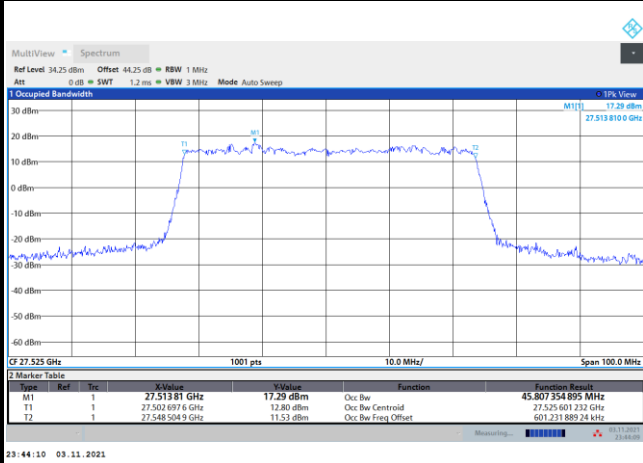




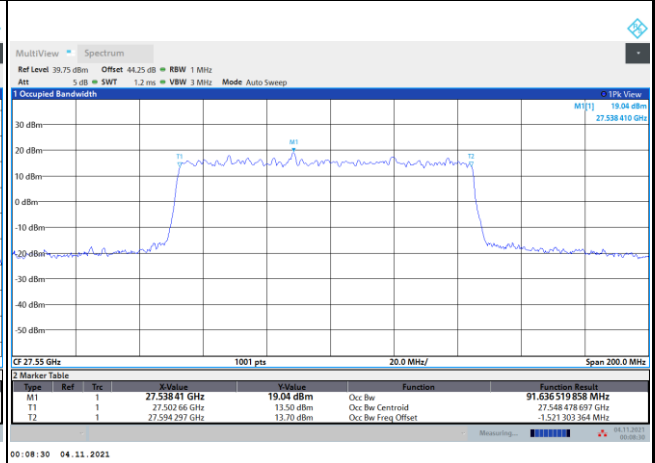
DFT-s-OFDM Module 0

NR Band n261

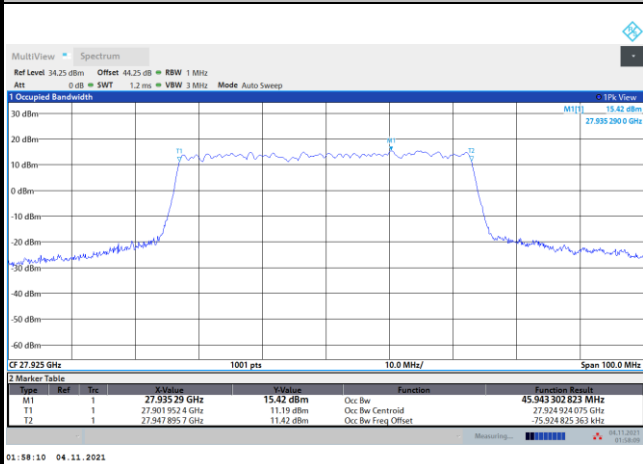
Lowest Channel / 50MHz / 64QAM



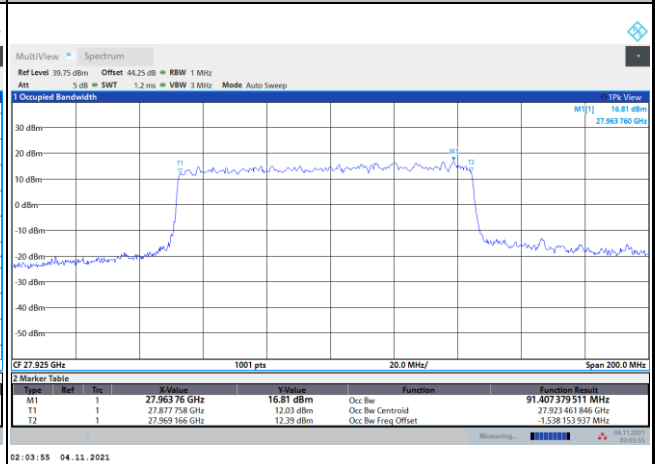
Lowest Channel / 100MHz / QPSK



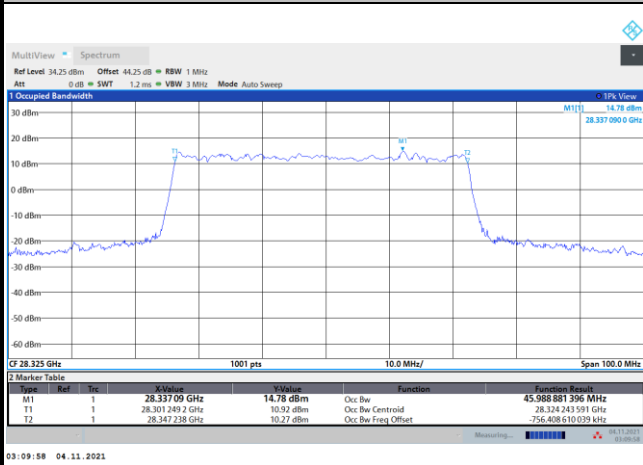
Middle Channel / 50MHz / 64QAM



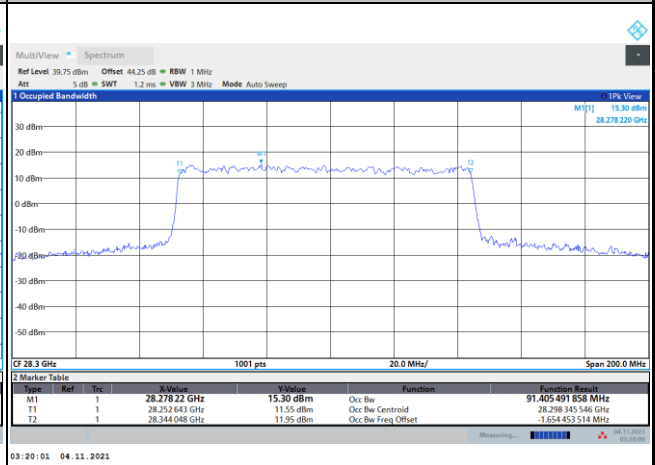
Middle Channel / 100MHz / QPSK



Highest Channel / 50MHz / 64QAM



Highest Channel / 100MHz / QPSK

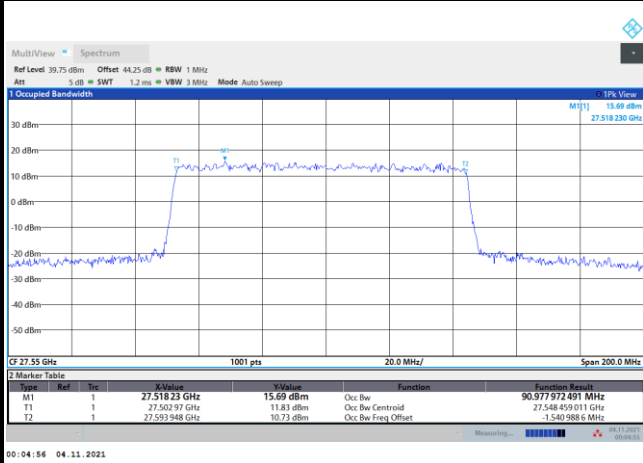




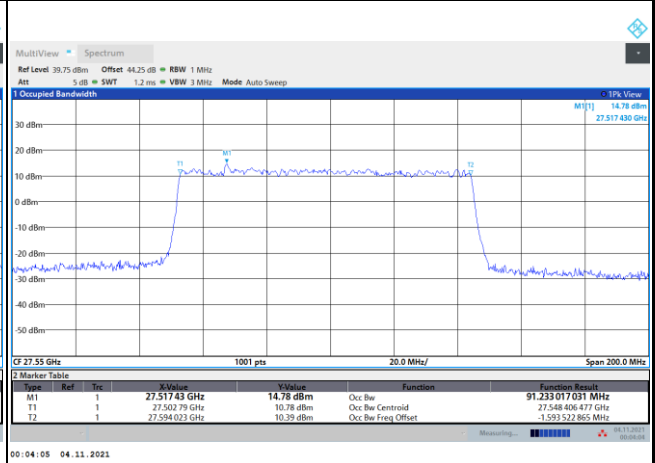
DFT-s-OFDM Module 0

NR Band n261

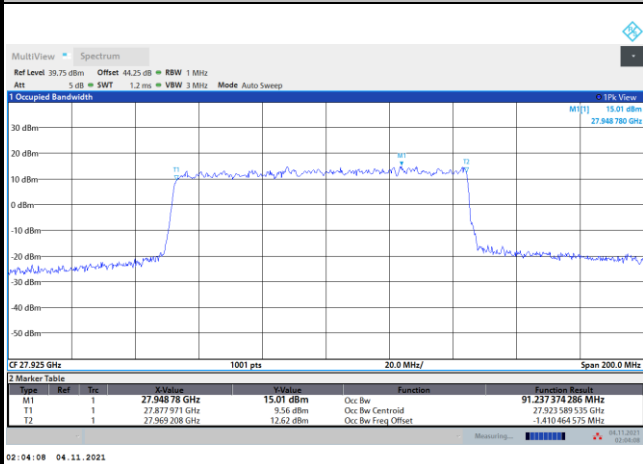
Lowest Channel / 100MHz / 16QAM



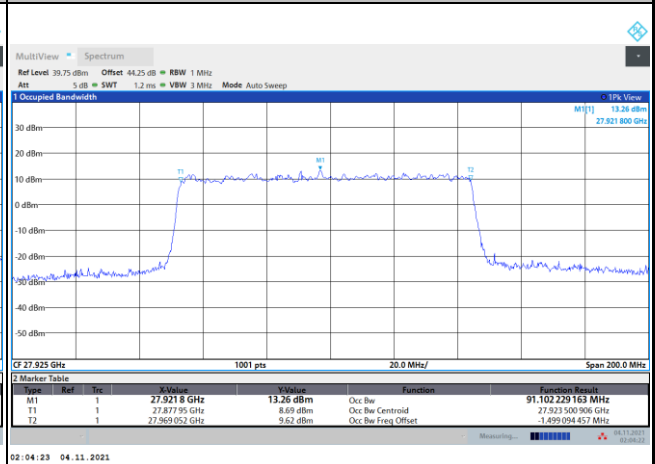
Lowest Channel / 100MHz / 64QAM



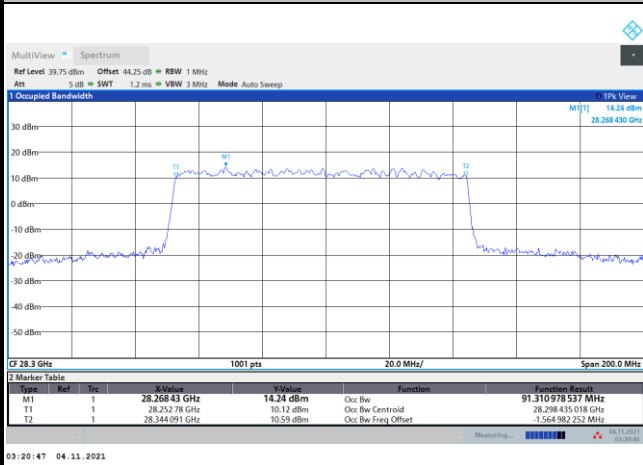
Middle Channel / 100MHz / 16QAM



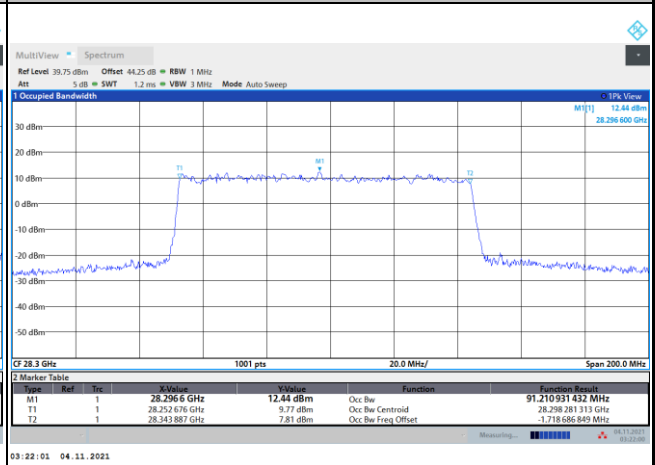
Middle Channel / 100MHz / 64QAM



Highest Channel / 100MHz / 16QAM



Highest Channel / 100MHz / 64QAM

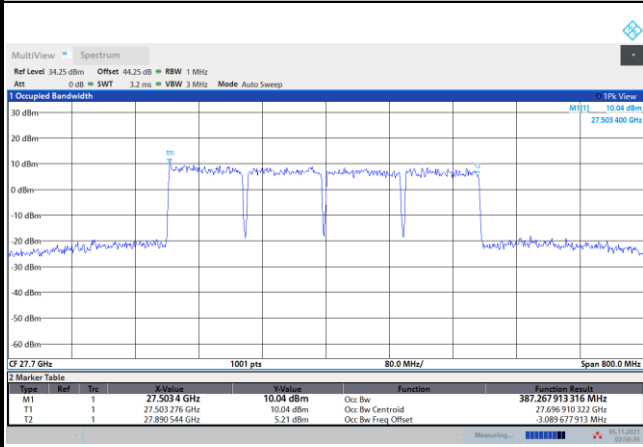




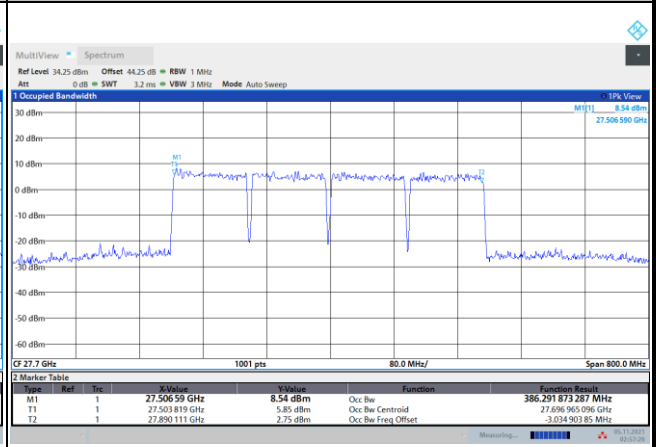
DFT-s-OFDM Module 0

NR Band n261

Lowest Channel / 400MHz / QPSK



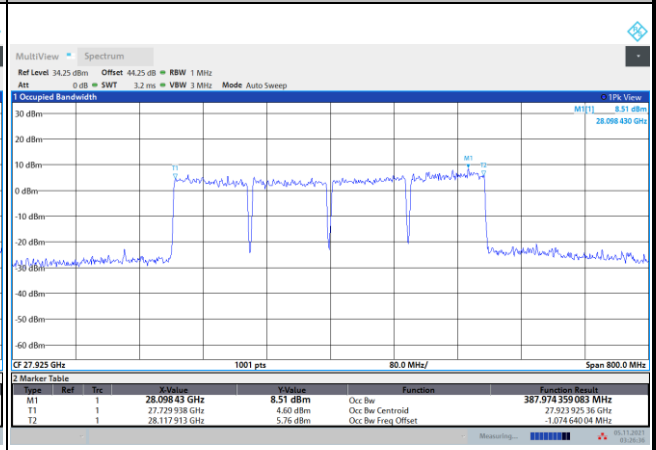
Lowest Channel / 400MHz / 16QAM



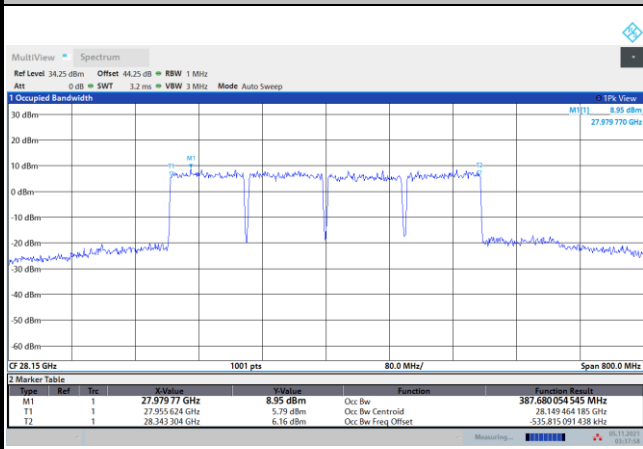
Middle Channel / 400MHz / QPSK



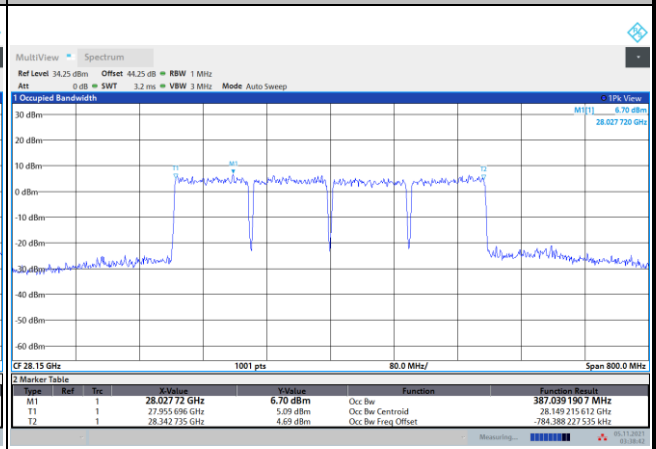
Middle Channel / 400MHz / 16QAM



Highest Channel / 400MHz / QPSK



Highest Channel / 400MHz / 16QAM





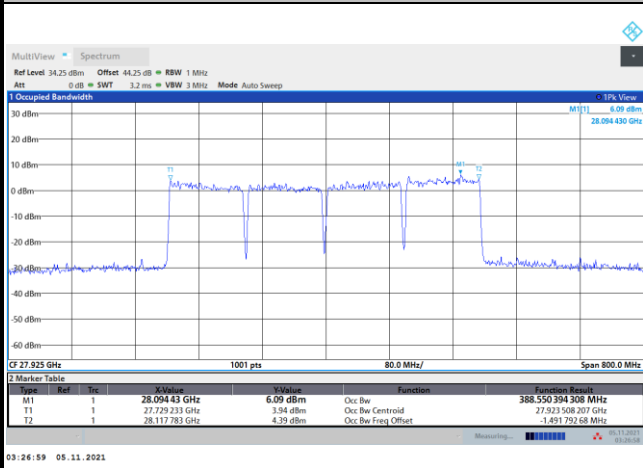
DFT-s-OFDM Module 0

NR Band n261

Lowest Channel / 400MHz / 64QAM



Middle Channel / 400MHz / 64QAM



Highest Channel / 400MHz / 64QAM

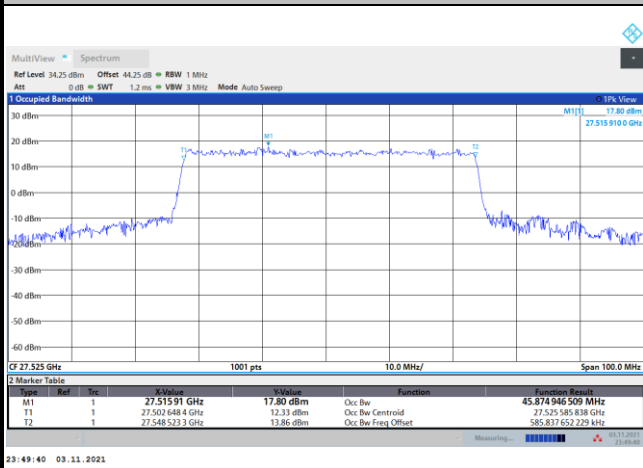




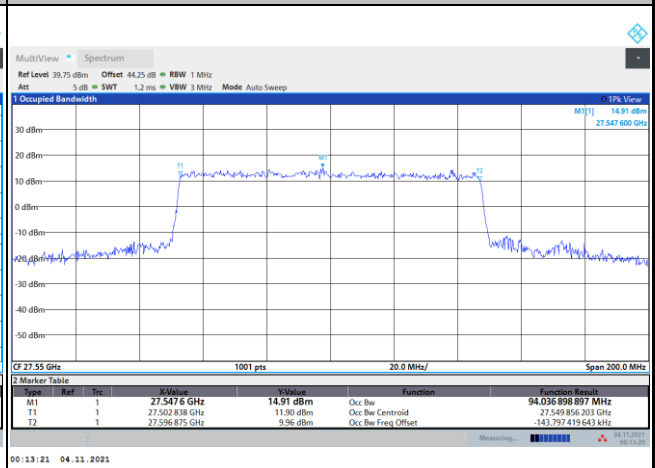
CP-OFDM Module 0

NR Band n261

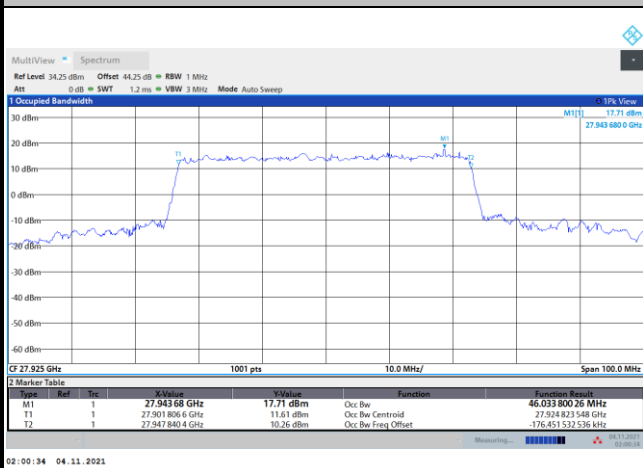
Lowest Channel / 50MHz / QPSK



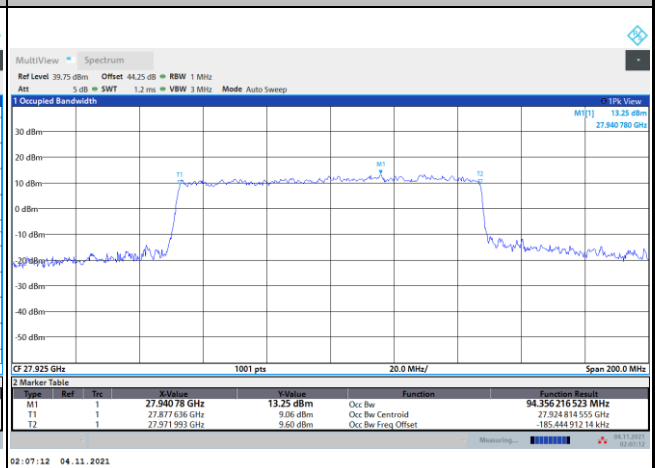
Lowest Channel / 100MHz / QPSK



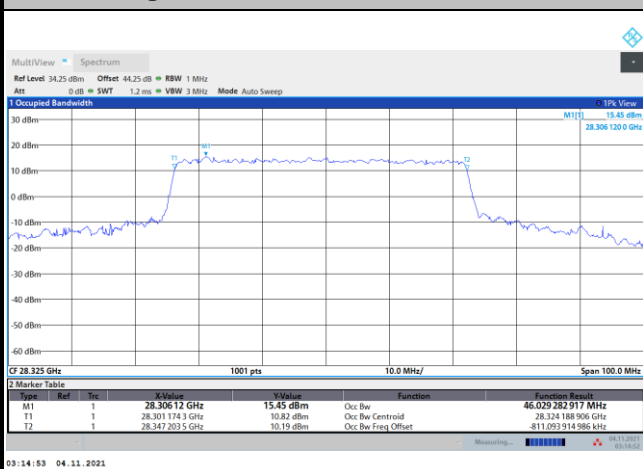
Middle Channel / 50MHz / QPSK



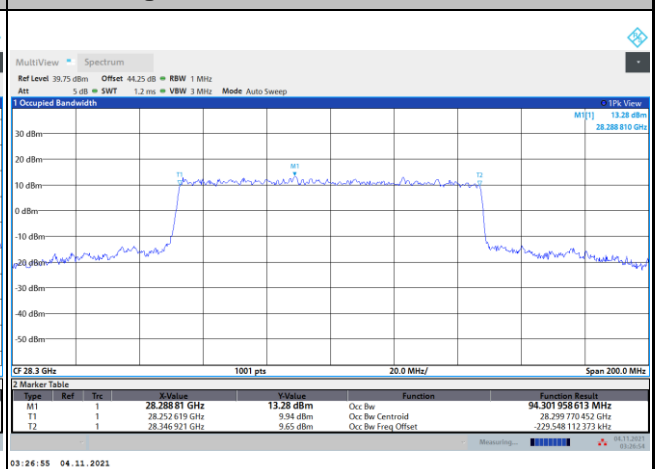
Middle Channel / 100MHz / QPSK



Highest Channel / 50MHz / QPSK



Highest Channel / 100MHz / QPSK

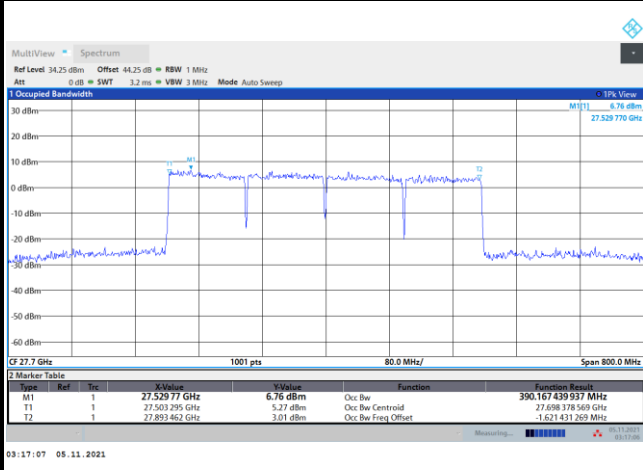




CP-OFDM Module 0

NR Band n261

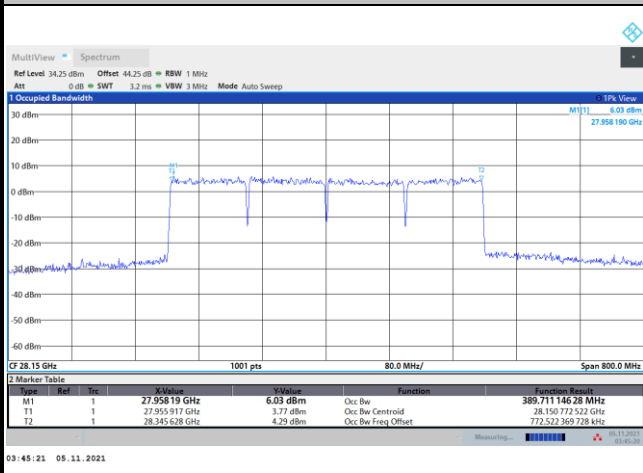
Lowest Channel / 400MHz / QPSK



Middle Channel / 400MHz / QPSK



Highest Channel / 400MHz / QPSK





Radiated Out of Band Emissions

Mode			DFT-s-OFDM Module 0 NR Band n261 : BE (dBm) 1 RB					
BW			50MHz			100MHz		
Limit (dBm)			QPSK	16QAM	64QAM	QPSK	16QAM	64QAM
Low CH	0~10%OB	≤-5	-11.71	-13.55	-16.27	-7.55	-9.61	-12.46
	>10%OB	≤-13	-23.33	-24.53	-26.20	-28.36	-29.47	-31.31
High CH	0~10%OB	≤-5	-16.72	-18.99	-19.72	-13.53	-14.18	-15.72
	>10%OB	≤-13	-27.99	-28.91	-30.65	-31.84	-32.77	-34.14
Result			Compliance					

Mode			DFT-s-OFDM Module 0 NR Band n261 : BE (dBm) 1 RB					
BW			400MHz					
Limit (dBm)			QPSK	16QAM	64QAM			
Low CH	0~10%OB	≤-5	-19.50	-20.15	-21.48			
	>10%OB	≤-13	-18.11	-16.36	-19.38			
High CH	0~10%OB	≤-5	-21.72	-21.95	-24.74			
	>10%OB	≤-13	-15.86	-18.72	-21.82			
Result			Compliance					

Mode			CP-OFDM Module 0 NR Band n261 : BE (dBm) 1 RB					
BW			50MHz			100MHz		
Limit (dBm)			QPSK			QPSK		
Low CH	0~10%OB	≤-5	-12.89			-11.60		
	>10%OB	≤-13	-25.13			-29.82		
High CH	0~10%OB	≤-5	-18.34			-15.75		
	>10%OB	≤-13	-29.51			-32.95		
Result			Compliance					

Mode			CP-OFDM Module 0 NR Band n261 : BE (dBm) 1 RB					
BW			400MHz					
Limit (dBm)			QPSK					
Low CH	0~10%OB	≤-5	-21.29					
	>10%OB	≤-13	-17.68					
High CH	0~10%OB	≤-5	-21.68					
	>10%OB	≤-13	-17.94					
Result			Compliance					



Mode			DFT-s-OFDM Module 0 NR Band n261 : BE (dBm) Full RB					
BW			50MHz			100MHz		
Limit (dBm)			QPSK	16QAM	64QAM	QPSK	16QAM	64QAM
Low CH	0~10%OB	≤-5	-23.41	-25.39	-27.67	-23.61	-25.94	-27.19
	>10%OB	≤-13	-26.75	-29.20	-32.11	-28.67	-30.46	-33.02
High CH	0~10%OB	≤-5	-18.56	-21.93	-27.09	-22.27	-25.56	-29.93
	>10%OB	≤-13	-21.79	-24.21	-29.60	-23.80	-26.67	-31.51
Result			Compliance					
Mode			DFT-s-OFDM Module 0 NR Band n261 : BE (dBm) Full RB					
BW			400MHz					
Limit (dBm)			QPSK	16QAM	64QAM			
Low CH	0~10%OB	≤-5	-29.11	-32.40	-34.75			
	>10%OB	≤-13	-29.46	-33.01	-36.34			
High CH	0~10%OB	≤-5	-26.93	-32.01	-36.42			
	>10%OB	≤-13	-27.27	-32.62	-36.99			
Result			Compliance					

Mode			CP-OFDM Module 0 NR Band n261 : BE (dBm) Full RB					
BW			50MHz			100MHz		
Limit (dBm)			QPSK			QPSK		
Low CH	0~10%OB	≤-5	-21.69			-23.29		
	>10%OB	≤-13	-24.48			-26.39		
High CH	0~10%OB	≤-5	-18.44			-21.79		
	>10%OB	≤-13	-21.65			-24.11		
Result			Compliance					
Mode			CP-OFDM Module 0 NR Band n261 : BE (dBm) Full RB					
BW			400MHz					
Limit (dBm)			QPSK					
Low CH	0~10%OB	≤-5	-31.61					
	>10%OB	≤-13	-34.53					
High CH	0~10%OB	≤-5	-31.73					
	>10%OB	≤-13	-33.61					
Result			Compliance					

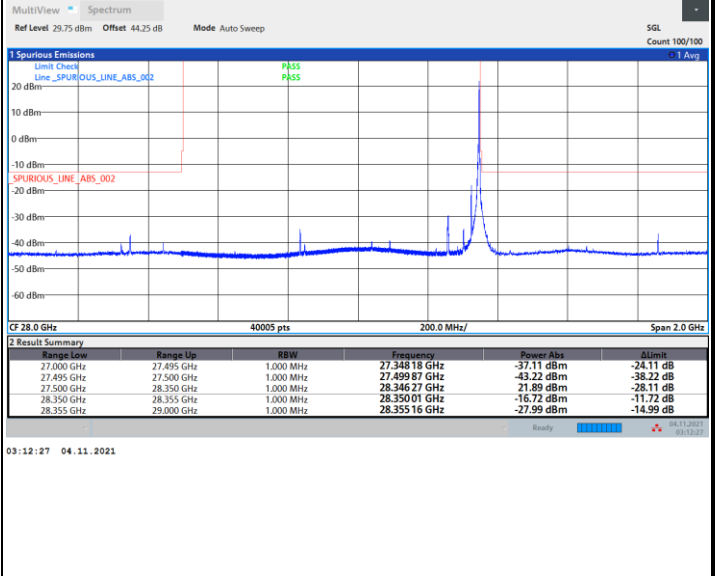
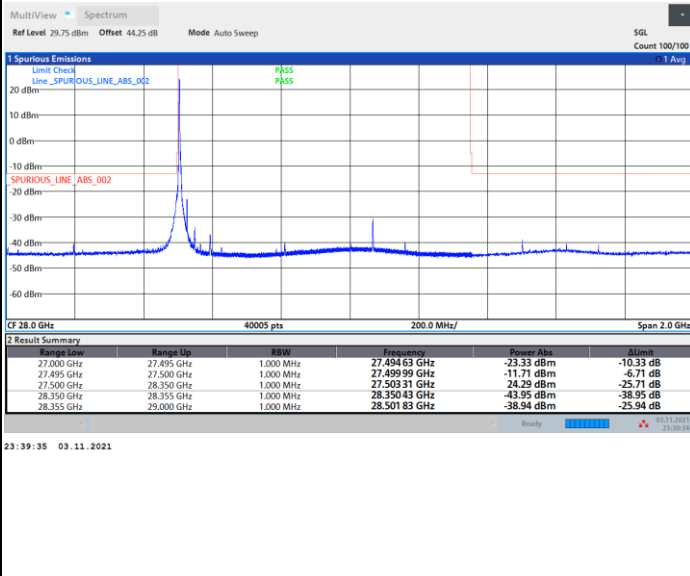


DFT-s-OFDM Module 0

NR Band n261 / 50MHz / QPSK

Lowest Band Edge / 1 RB

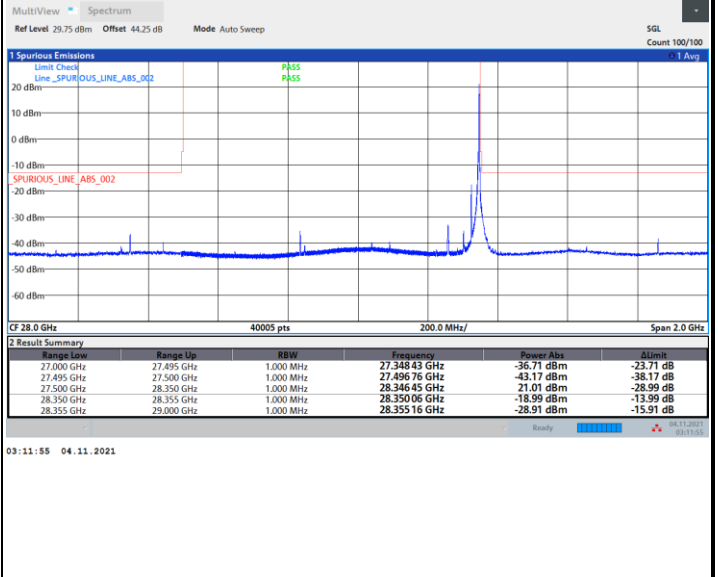
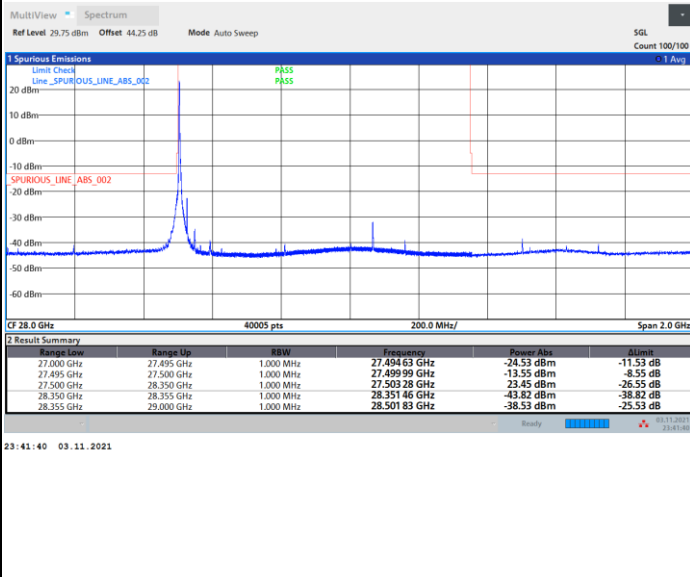
Highest Band Edge / 1 RB



NR Band n261 / 50MHz / 16QAM

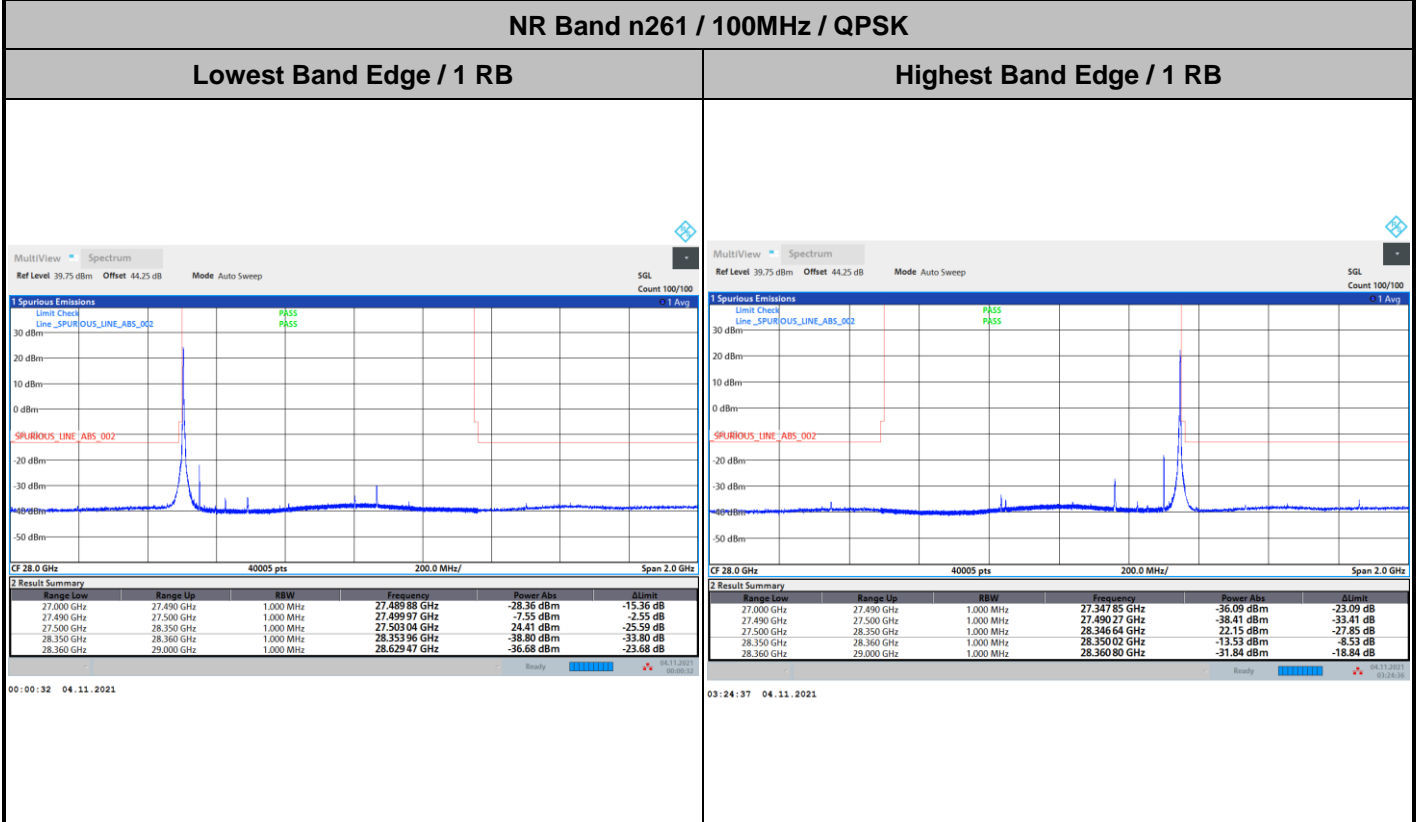
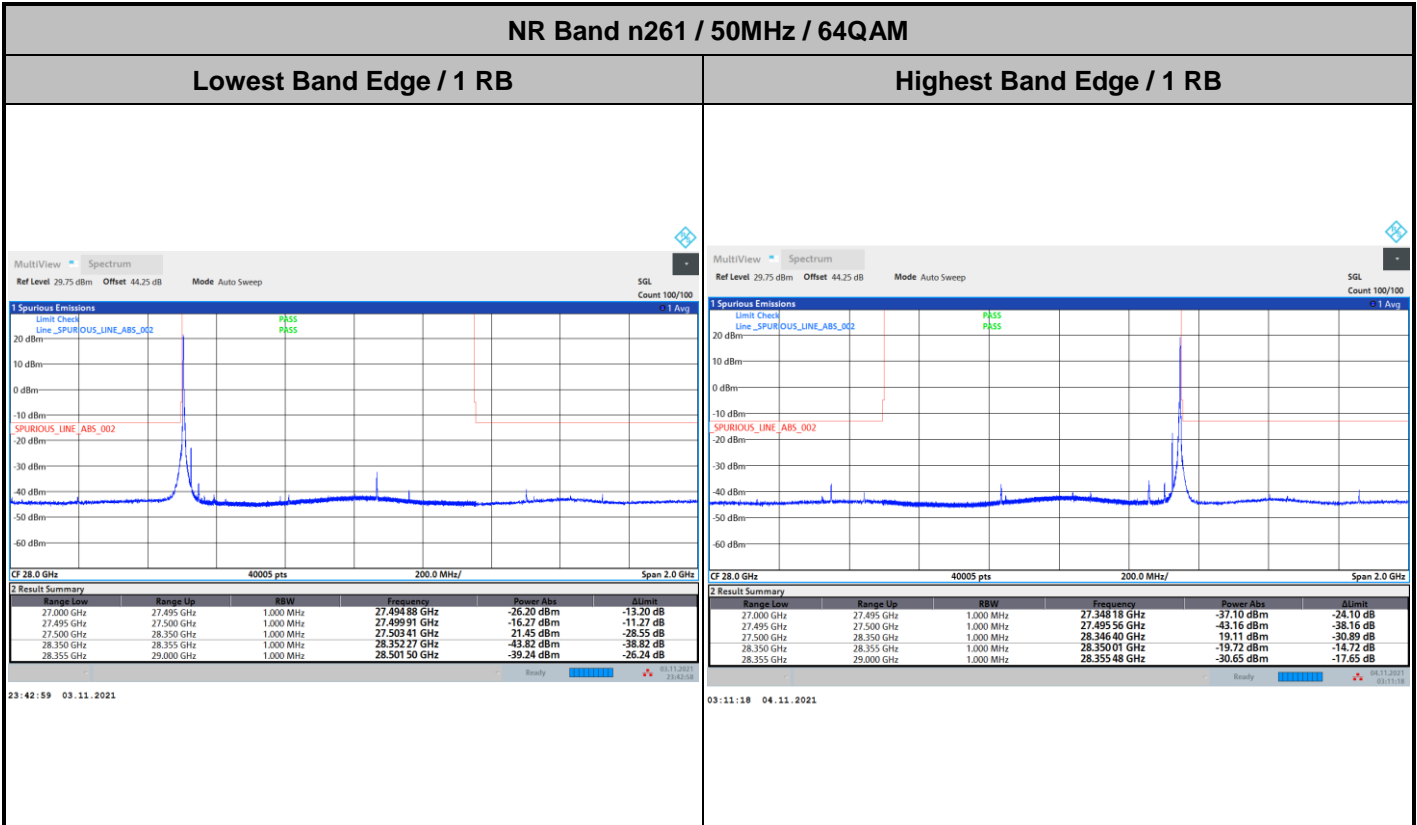
Lowest Band Edge / 1 RB

Highest Band Edge / 1 RB





DFT-s-OFDM Module 0



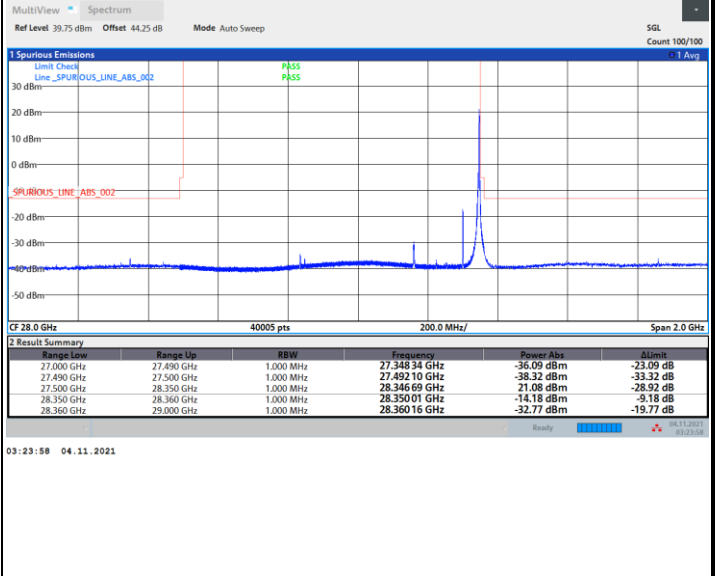
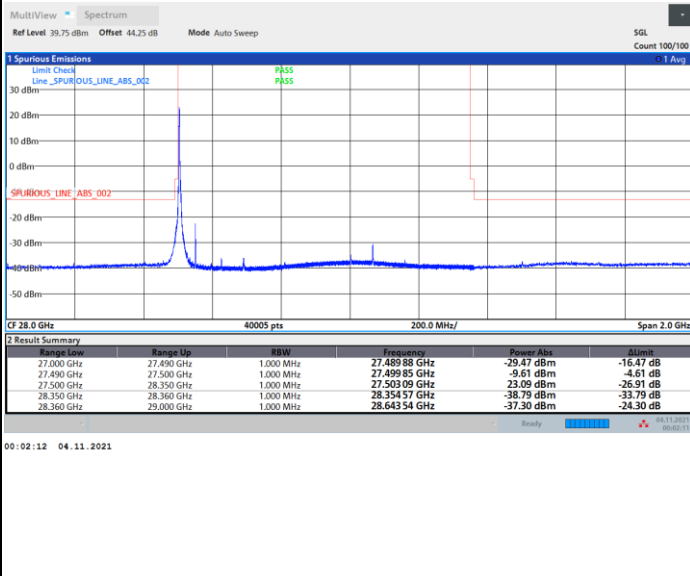


DFT-s-OFDM Module 0

NR Band n261 / 100MHz / 16QAM

Lowest Band Edge / 1 RB

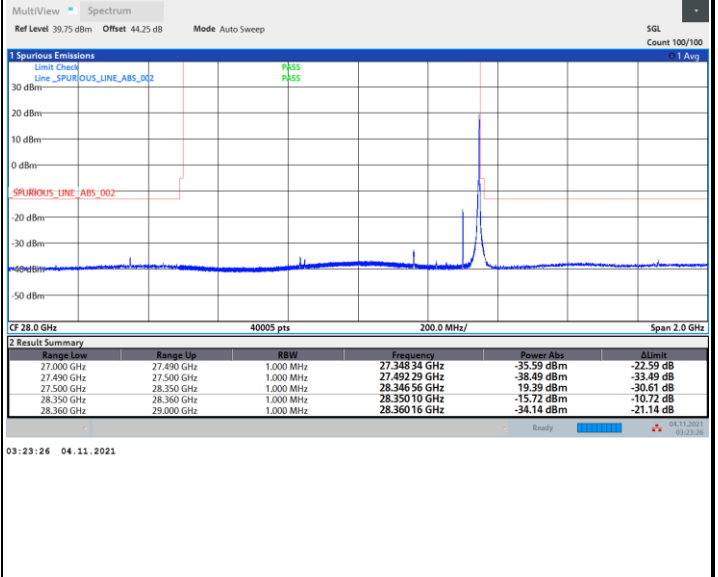
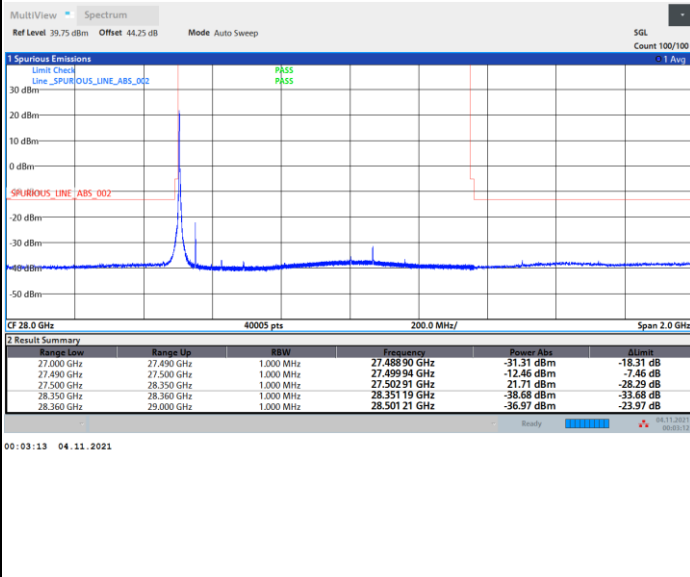
Highest Band Edge / 1 RB



NR Band n261 / 100MHz / 64QAM

Lowest Band Edge / 1 RB

Highest Band Edge / 1 RB



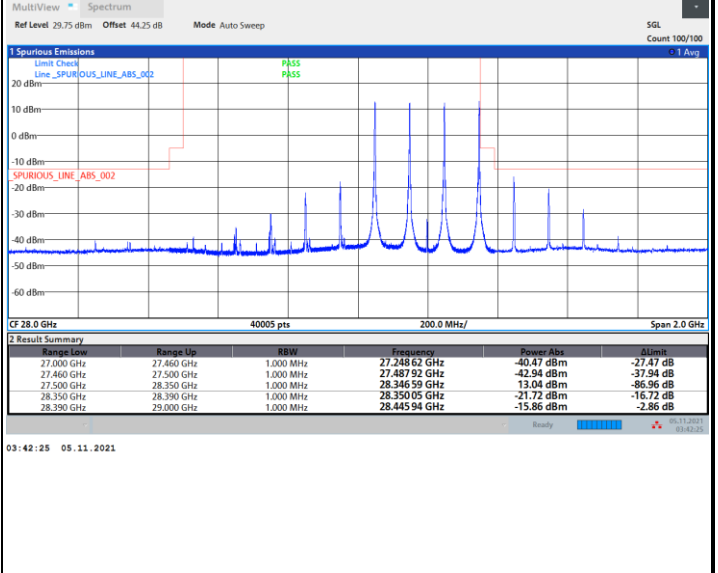
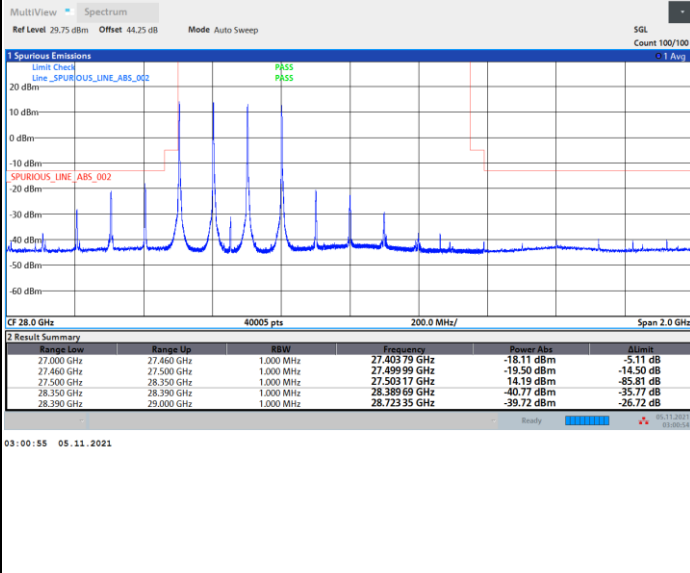


DFT-s-OFDM Module 0

NR Band n261 / 400MHz / QPSK

Lowest Band Edge / 1 RB

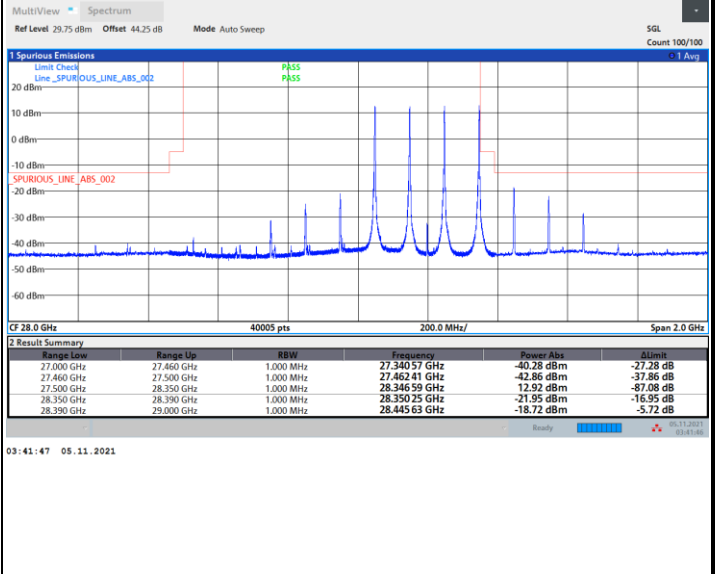
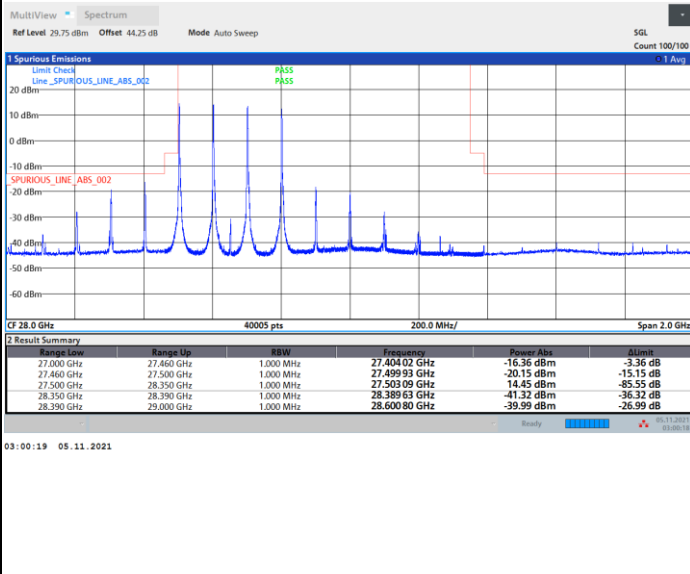
Highest Band Edge / 1 RB



NR Band n261 / 400MHz / 16QAM

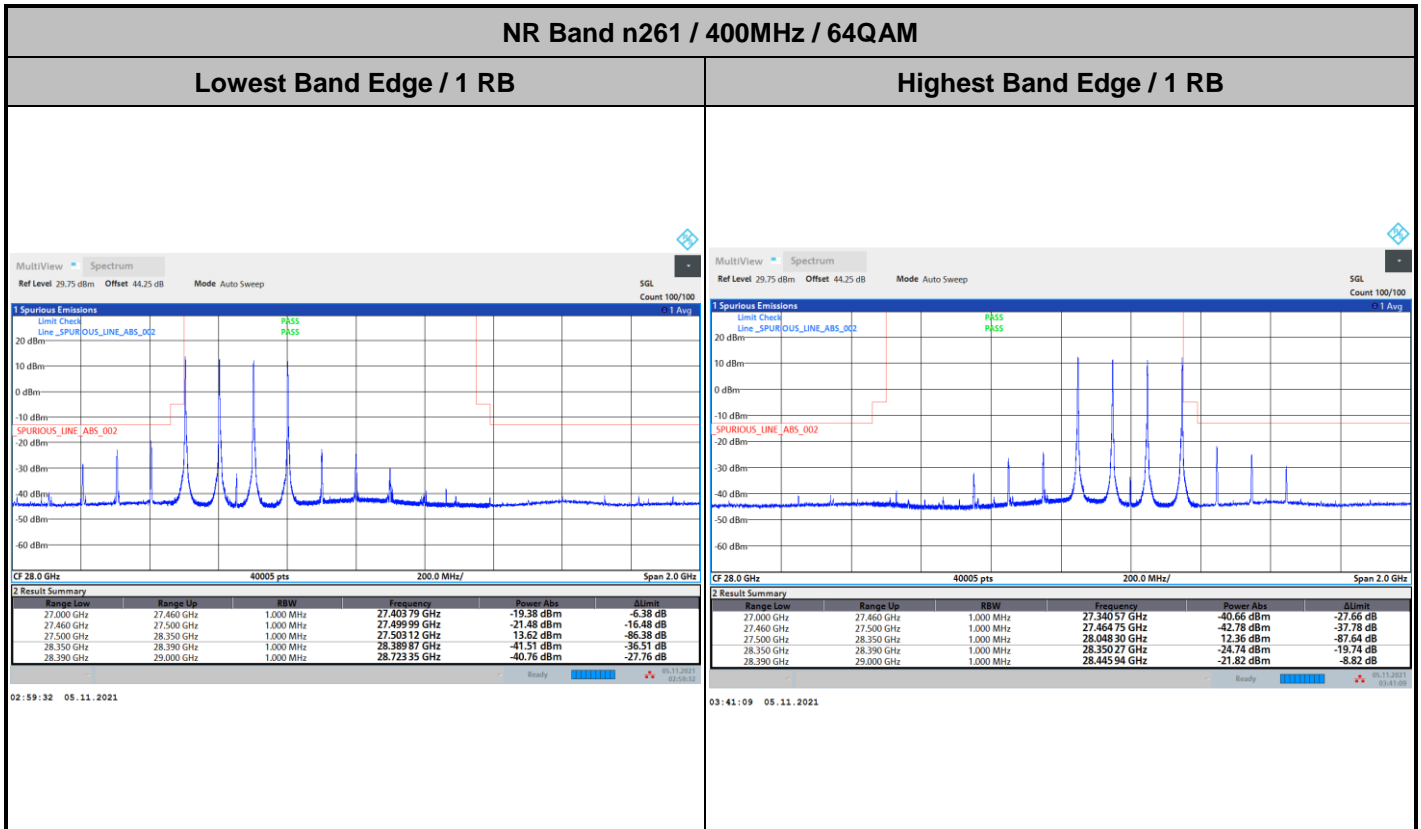
Lowest Band Edge / 1 RB

Highest Band Edge / 1 RB





DFT-s-OFDM Module 0



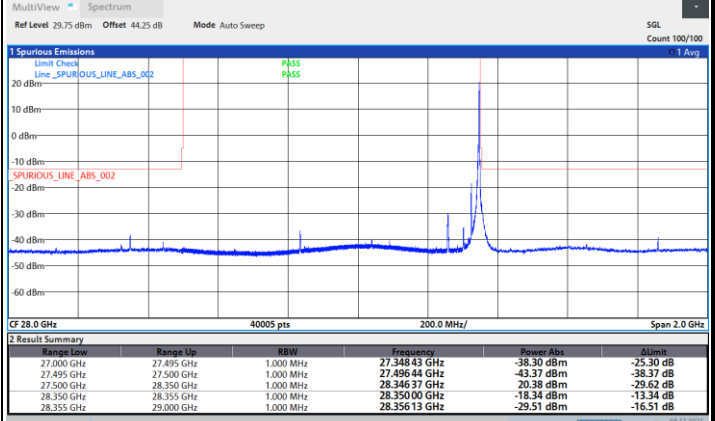
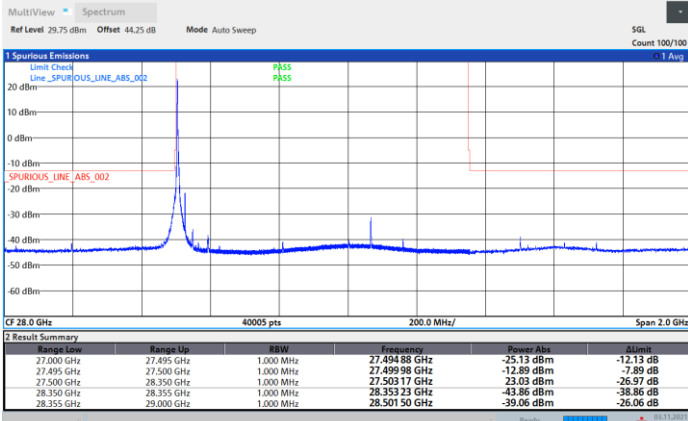


CP-OFDM Module 0

NR Band n261 / 50MHz / QPSK

Lowest Band Edge / 1 RB

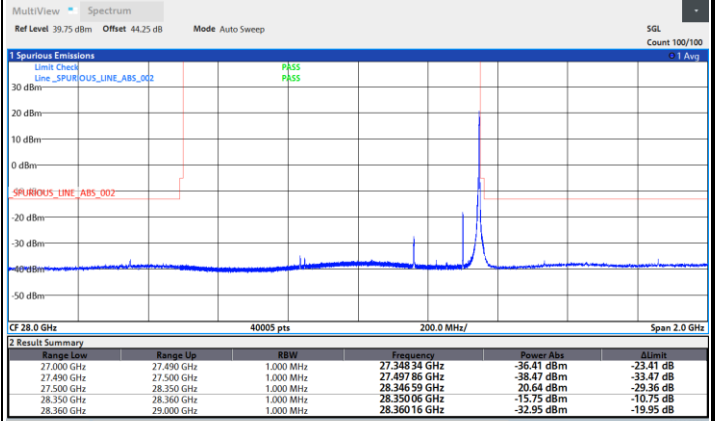
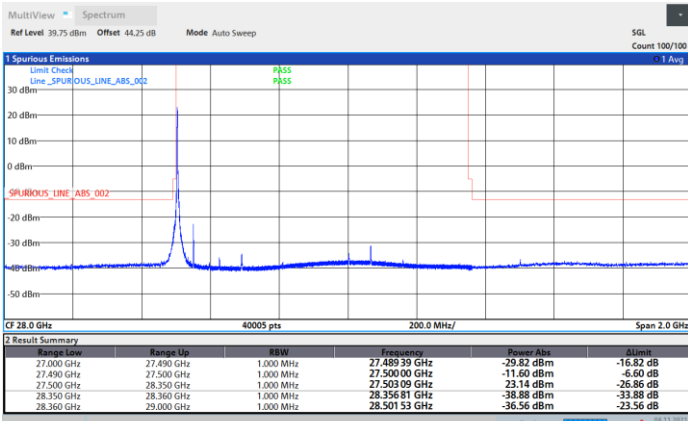
Highest Band Edge / 1 RB



NR Band n261 / 100MHz / QPSK

Lowest Band Edge / 1 RB

Highest Band Edge / 1 RB



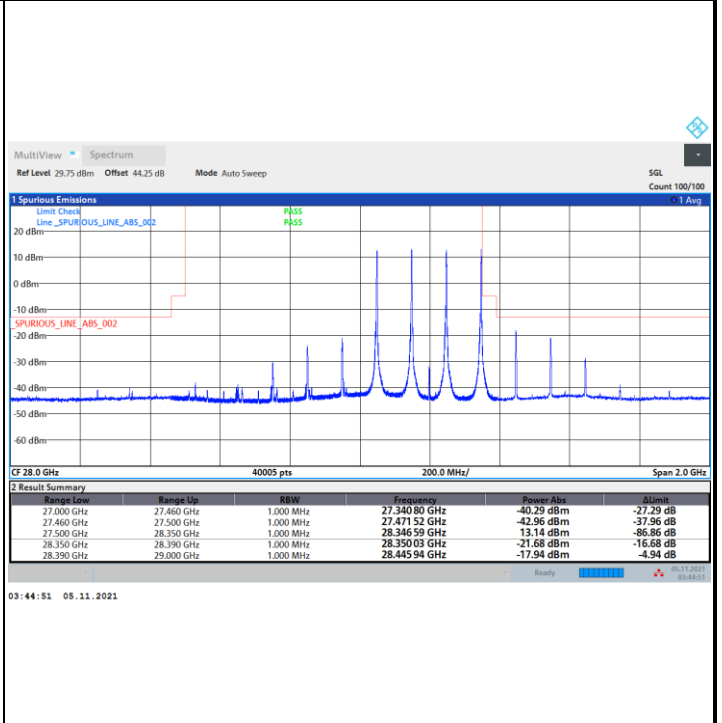
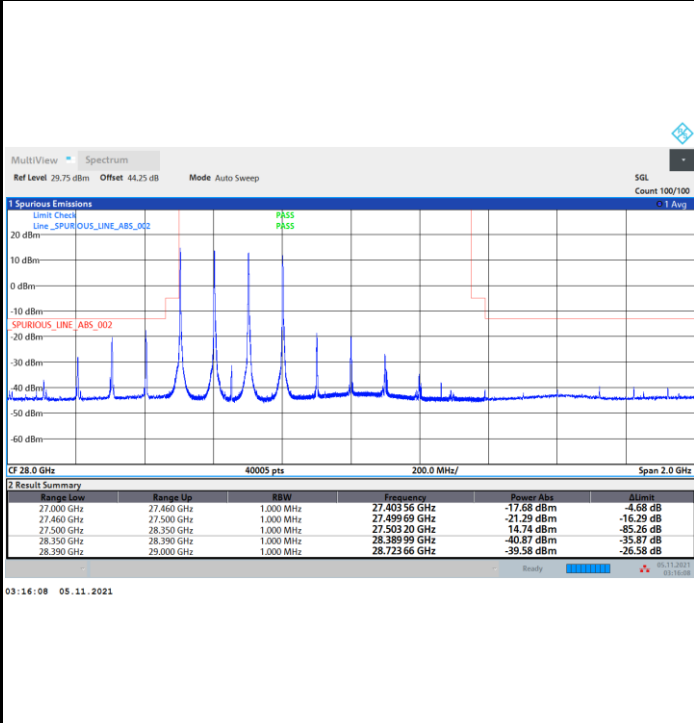


CP-OFDM Module 0

NR Band n261 / 400MHz / QPSK

Lowest Band Edge / 1 RB

Highest Band Edge / 1 RB

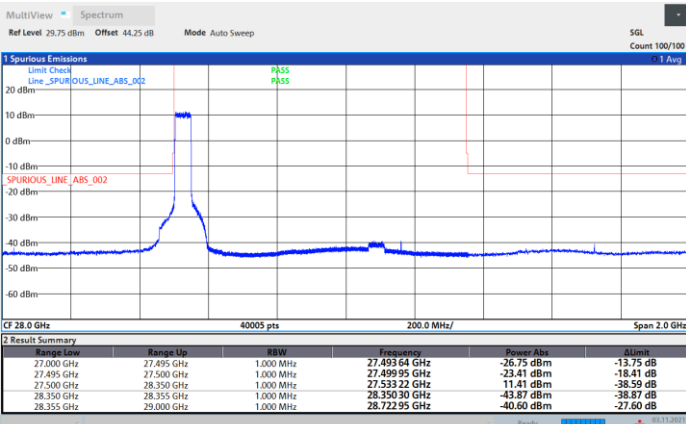




DFT-s-OFDM Module 0

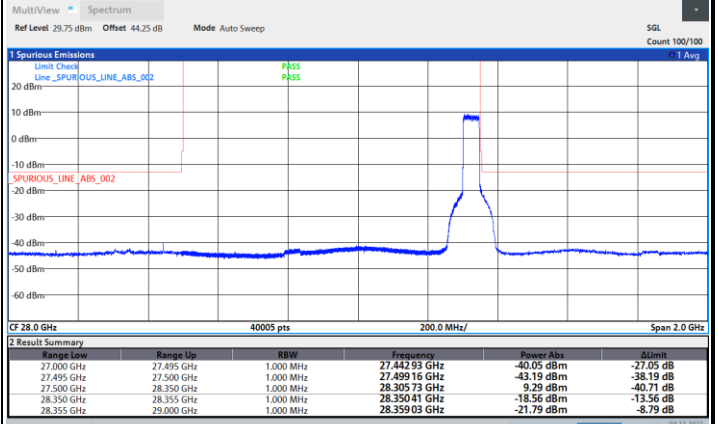
NR Band n261 / 50MHz / QPSK

Lowest Band Edge / Full RB



23:46:47 03.11.2021

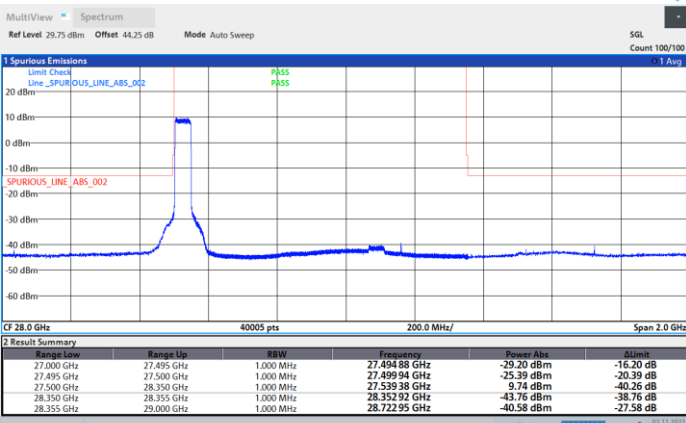
Highest Band Edge / Full RB



03:09:00 04.11.2021

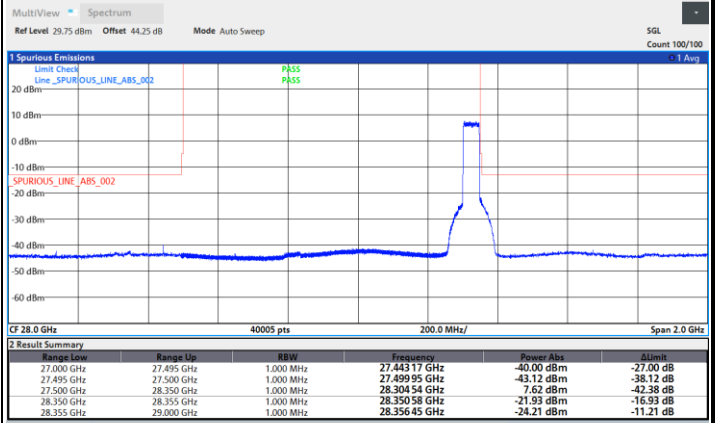
NR Band n261 / 50MHz / 16QAM

Lowest Band Edge / Full RB



23:45:03 03.11.2021

Highest Band Edge / Full RB



03:09:43 04.11.2021



DFT-s-OFDM Module 0

