



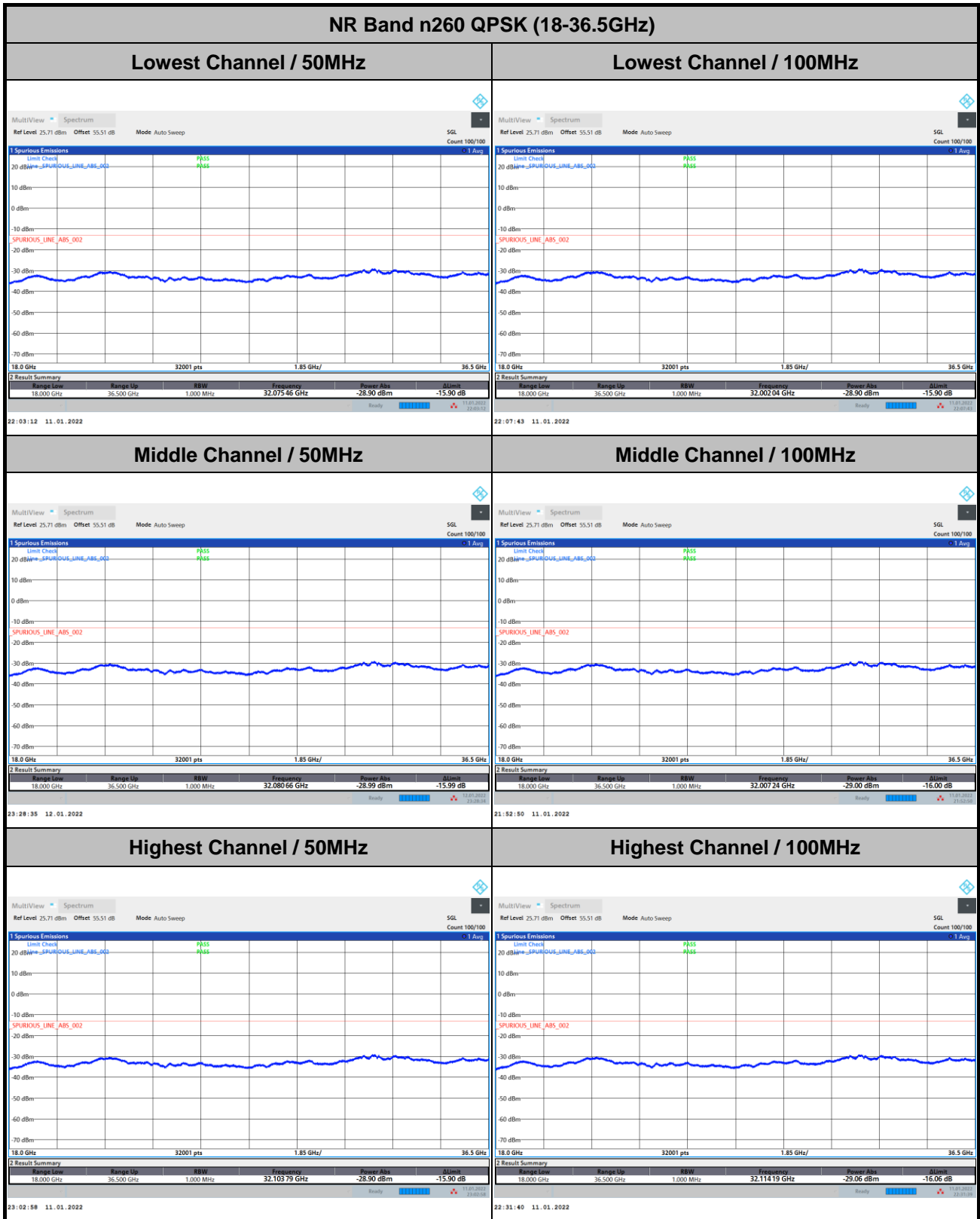
DFT-s-OFDM Module 0

| NR Band n260 QPSK (18-36.5GHz)  |            |           |               |            |           |       |            |            |           |               |            |           |                     |
|---|------------|-----------|---------------|------------|-----------|-------|------------|------------|-----------|---------------|------------|-----------|---------------------|
| <p><b>Lowest Channel / 200MHz</b></p> <p>MultiView Spectrum<br/>Ref Level 25.71 dBm Offset 55.51 dB Mode Auto Sweep<br/>SGL Count 100/100</p> <p>Spurious Emissions<br/>Limit Check<br/>20 dBm SPURIOUS_LINE_ABS_002 PASS<br/>-10 dBm SPURIOUS_LINE_ABS_002<br/>-20 dBm<br/>-30 dBm<br/>-40 dBm<br/>-50 dBm<br/>-60 dBm<br/>-70 dBm<br/>18.0 GHz 32001 pts 1.85 GHz/ 36.5 GHz</p> <table border="1"> <thead> <tr> <th>Range Low</th> <th>Range Up</th> <th>RBW</th> <th>Frequency</th> <th>Power Abs</th> <th>Limit</th> </tr> </thead> <tbody> <tr> <td>18.000 GHz</td> <td>36.500 GHz</td> <td>1.000 MHz</td> <td>32.098 00 GHz</td> <td>-29.07 dBm</td> <td>-16.07 dB</td> </tr> </tbody> </table> <p>00:07:25 11. 01. 2022</p>  | Range Low  | Range Up  | RBW           | Frequency  | Power Abs | Limit | 18.000 GHz | 36.500 GHz | 1.000 MHz | 32.098 00 GHz | -29.07 dBm | -16.07 dB | intentionally blank |
| Range Low   | Range Up   | RBW       | Frequency     | Power Abs  | Limit     |       |            |            |           |               |            |           |                     |
| 18.000 GHz  | 36.500 GHz | 1.000 MHz | 32.098 00 GHz | -29.07 dBm | -16.07 dB |       |            |            |           |               |            |           |                     |
| <p><b>Middle Channel / 200MHz</b></p> <p>MultiView Spectrum<br/>Ref Level 25.71 dBm Offset 55.51 dB Mode Auto Sweep<br/>SGL Count 100/100</p> <p>Spurious Emissions<br/>Limit Check<br/>20 dBm SPURIOUS_LINE_ABS_002 PASS<br/>-10 dBm SPURIOUS_LINE_ABS_002<br/>-20 dBm<br/>-30 dBm<br/>-40 dBm<br/>-50 dBm<br/>-60 dBm<br/>-70 dBm<br/>18.0 GHz 32001 pts 1.85 GHz/ 36.5 GHz</p> <table border="1"> <thead> <tr> <th>Range Low</th> <th>Range Up</th> <th>RBW</th> <th>Frequency</th> <th>Power Abs</th> <th>Limit</th> </tr> </thead> <tbody> <tr> <td>18.000 GHz</td> <td>36.500 GHz</td> <td>1.000 MHz</td> <td>31.995 10 GHz</td> <td>-29.06 dBm</td> <td>-16.06 dB</td> </tr> </tbody> </table> <p>23:52:28 10. 01. 2022</p>  | Range Low  | Range Up  | RBW           | Frequency  | Power Abs | Limit | 18.000 GHz | 36.500 GHz | 1.000 MHz | 31.995 10 GHz | -29.06 dBm | -16.06 dB | intentionally blank |
| Range Low   | Range Up   | RBW       | Frequency     | Power Abs  | Limit     |       |            |            |           |               |            |           |                     |
| 18.000 GHz  | 36.500 GHz | 1.000 MHz | 31.995 10 GHz | -29.06 dBm | -16.06 dB |       |            |            |           |               |            |           |                     |
| <p><b>Highest Channel / 200MHz</b></p> <p>MultiView Spectrum<br/>Ref Level 25.71 dBm Offset 55.51 dB Mode Auto Sweep<br/>SGL Count 100/100</p> <p>Spurious Emissions<br/>Limit Check<br/>20 dBm SPURIOUS_LINE_ABS_002 PASS<br/>-10 dBm SPURIOUS_LINE_ABS_002<br/>-20 dBm<br/>-30 dBm<br/>-40 dBm<br/>-50 dBm<br/>-60 dBm<br/>-70 dBm<br/>18.0 GHz 32001 pts 1.85 GHz/ 36.5 GHz</p> <table border="1"> <thead> <tr> <th>Range Low</th> <th>Range Up</th> <th>RBW</th> <th>Frequency</th> <th>Power Abs</th> <th>Limit</th> </tr> </thead> <tbody> <tr> <td>18.000 GHz</td> <td>36.500 GHz</td> <td>1.000 MHz</td> <td>32.118 24 GHz</td> <td>-29.05 dBm</td> <td>-16.05 dB</td> </tr> </tbody> </table> <p>23:49:41 10. 01. 2022</p> | Range Low  | Range Up  | RBW           | Frequency  | Power Abs | Limit | 18.000 GHz | 36.500 GHz | 1.000 MHz | 32.118 24 GHz | -29.05 dBm | -16.05 dB | intentionally blank |
| Range Low   | Range Up   | RBW       | Frequency     | Power Abs  | Limit     |       |            |            |           |               |            |           |                     |
| 18.000 GHz  | 36.500 GHz | 1.000 MHz | 32.118 24 GHz | -29.05 dBm | -16.05 dB |       |            |            |           |               |            |           |                     |

Remark: In band and out of band frequencies are omitted.



CP-OFDM Module 0



Remark: In band and out of band frequencies are omitted.



CP-OFDM Module 0

| NR Band n260 QPSK (18-36.5GHz)         |                            |
|--|----------------------------|
| <p><b>Lowest Channel / 200MHz</b></p>  | <p>intentionally blank</p> |
| <p><b>Middle Channel / 200MHz</b></p>  | <p>intentionally blank</p> |
| <p><b>Highest Channel / 200MHz</b></p> | <p>intentionally blank</p> |

Remark: In band and out of band frequencies are omitted.



Frequency Stability

| Test Conditions  |                   | NR Band n260 / Middle Channel |                 |                 | Limit   |
|------------------|-------------------|-------------------------------|-----------------|-----------------|---------|
| Temperature (°C) | Voltage (Volt)    | CW tone                       |                 |                 | Note 2. |
|                  |                   | Frequency (GHz)               | Deviation (kHz) | Deviation (ppm) | Result  |
| 50               | Normal Voltage    | 38.49992402                   | 75.980          | 1.974           | PASS    |
| 40               | Normal Voltage    | 38.49996237                   | 37.630          | 0.977           |         |
| 30               | Normal Voltage    | 38.49999204                   | 7.960           | 0.207           |         |
| 20(Ref.)         | Normal Voltage    | 38.5                          | 0.000           | 0.000           |         |
| 10               | Normal Voltage    | 38.50006512                   | -65.120         | 1.691           |         |
| 0                | Normal Voltage    | 38.5002698                    | -269.800        | 7.008           |         |
| -10              | Normal Voltage    | 38.5003091                    | -309.100        | 8.029           |         |
| -20              | Normal Voltage    | 38.5003311                    | -331.100        | 8.600           |         |
| -30              | Normal Voltage    | 38.5003195                    | -319.500        | 8.299           |         |
| 20               | Maximum Voltage   | 38.50001085                   | -10.850         | 0.282           |         |
| 20               | Normal Voltage    | 38.50000000                   | 0.000           | 0.000           |         |
| 20               | Battery End Point | 38.49998046                   | 19.540          | 0.508           |         |

Note:

1. Normal Voltage =3.87 V. ; Battery End Point (BEP) =3.5 V. ; Maximum Voltage =4.45 V.
2. The frequency fundamental emissions stay within the operation band.



# NR Band n260 Module 0

## AG1

### Occupied Bandwidth

| Mode       | DFT-s-OFDM Module 0 NR Band n260 : 99%OBW(MHz) |       |       |       |        |       |       |       |        |        |        |        |
|------------|--|-------|-------|-------|--------|-------|-------|-------|--------|--------|--------|--------|
| BW         | 50MHz  |       |       |       | 100MHz |       |       |       | 200MHz |        |        |        |
| Mod.       | BPSK   | QPSK  | 16QAM | 64QAM | BPSK   | QPSK  | 16QAM | 64QAM | BPSK   | QPSK   | 16QAM  | 64QAM  |
| Lowest CH  | 45.91  | 46.04 | 46.13 | 45.75 | 91.44  | 91.52 | 91.43 | 91.24 | 188.11 | 188.30 | 188.75 | 189.54 |
| Middle CH  | 45.82  | 45.83 | 45.95 | 45.85 | 91.15  | 91.36 | 91.29 | 91.28 | 187.04 | 187.27 | 188.58 | 188.26 |
| Highest CH | 45.82  | 46.03 | 45.94 | 45.85 | 91.40  | 91.31 | 91.56 | 91.22 | 187.50 | 187.94 | 187.43 | 188.86 |

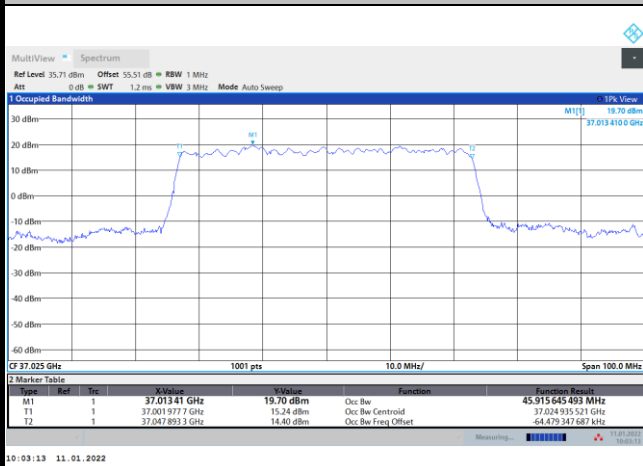
| Mode       | CP-OFDM Module 0 NR Band n260 : 99%OBW(MHz) |       |       |        |       |       |        |        |        |
|------------|---|-------|-------|--------|-------|-------|--------|--------|--------|
| BW         | 50MHz                                       |       |       | 100MHz |       |       | 200MHz |        |        |
| Mod.       | QPSK  | 16QAM | 64QAM | QPSK   | 16QAM | 64QAM | QPSK   | 16QAM  | 64QAM  |
| Lowest CH  | 46.06                                       | 45.78 | 46.13 | 91.26  | 91.44 | 91.51 | 189.06 | 189.68 | 190.65 |
| Middle CH  | 46.09                                       | 45.97 | 46.24 | 91.79  | 91.65 | 92.24 | 190.19 | 191.77 | 192.30 |
| Highest CH | 45.87                                       | 45.98 | 45.88 | 94.24  | 94.20 | 94.31 | 191.07 | 191.24 | 191.69 |



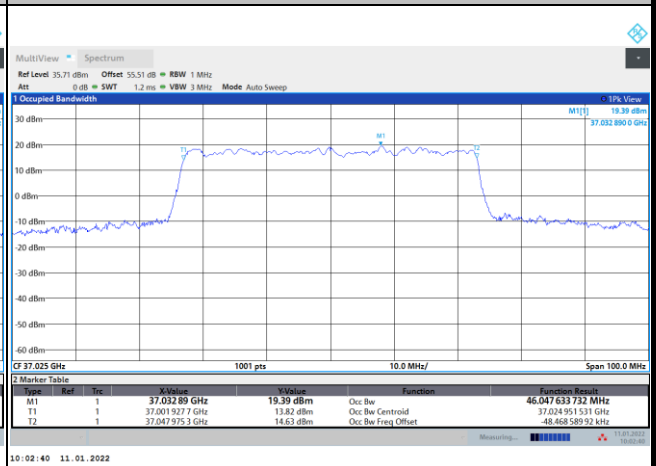
DFT-s-OFDM Module 0

NR Band n260

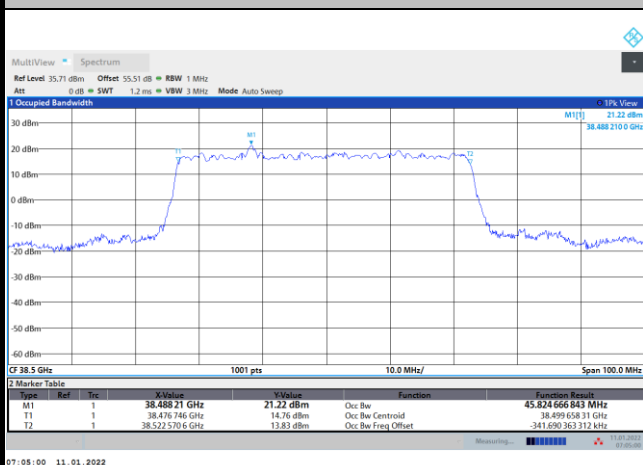
Lowest Channel / 50MHz / BPSK



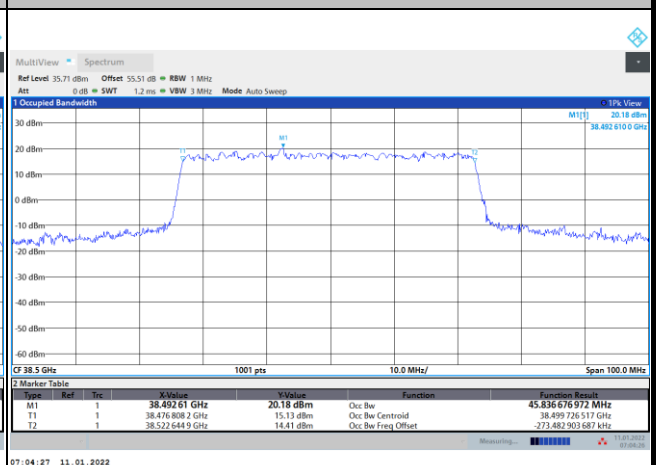
Lowest Channel / 50MHz / QPSK



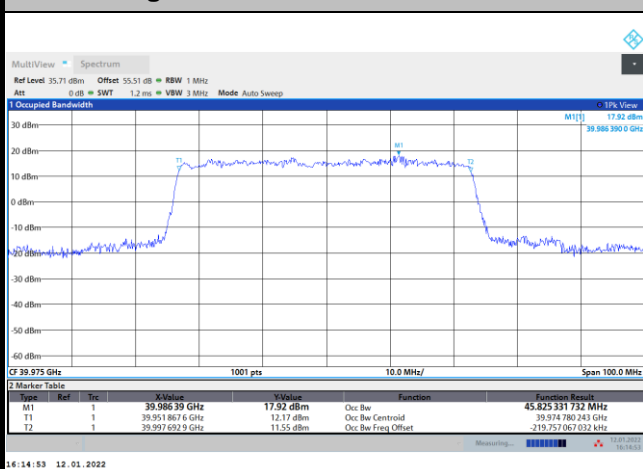
Middle Channel / 50MHz / BPSK



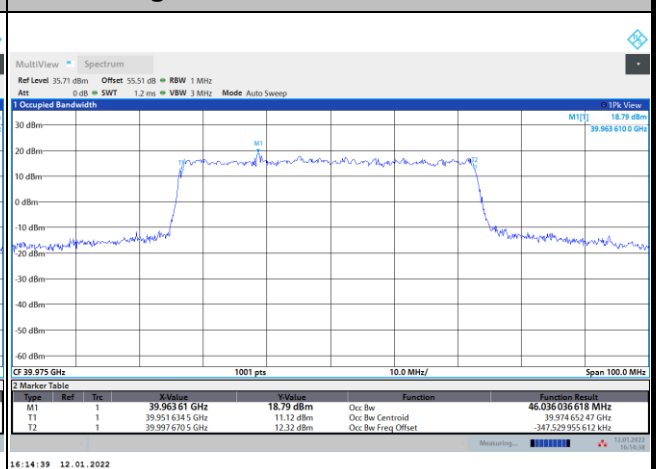
Middle Channel / 50MHz / QPSK



Highest Channel / 50MHz / BPSK



Highest Channel / 50MHz / QPSK

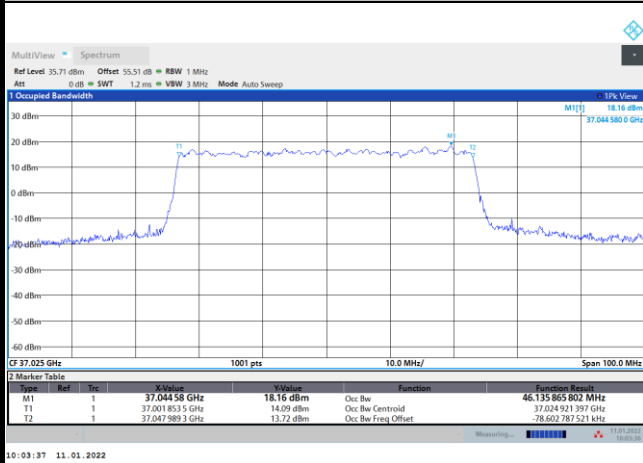




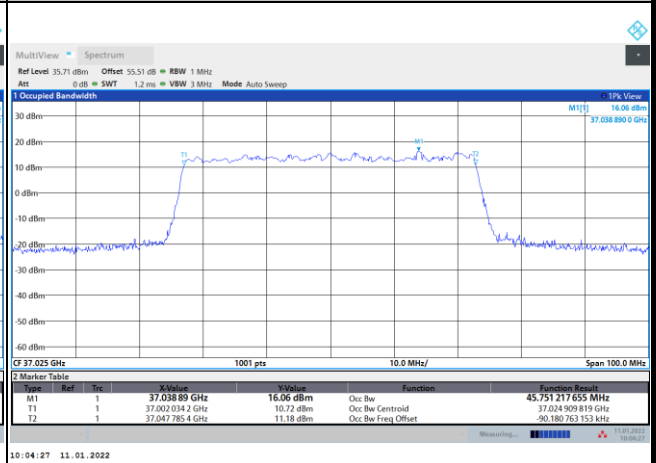
DFT-s-OFDM Module 0

NR Band n260

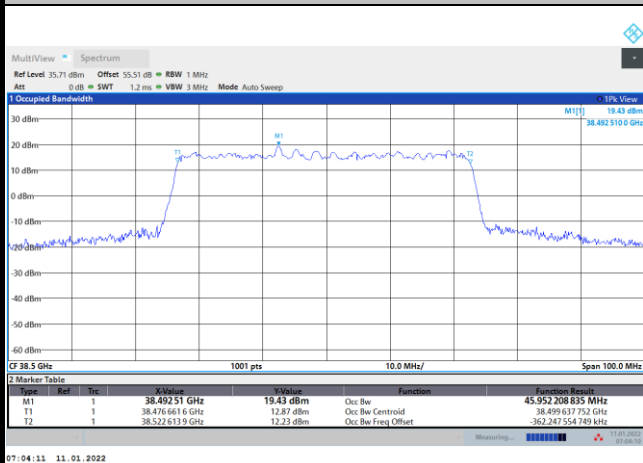
Lowest Channel / 50MHz / 16QAM



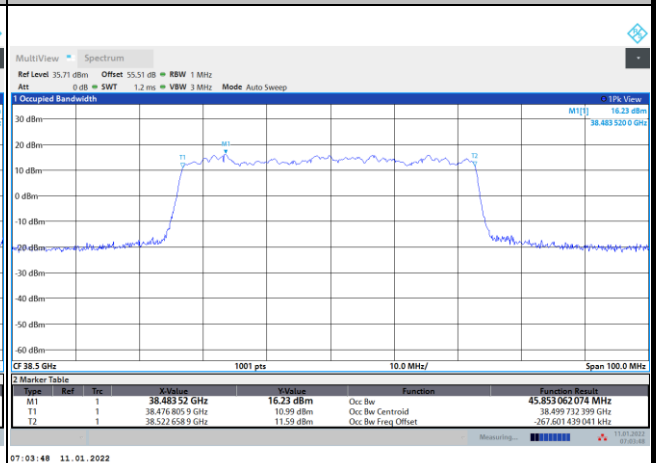
Lowest Channel / 50MHz / 64QAM



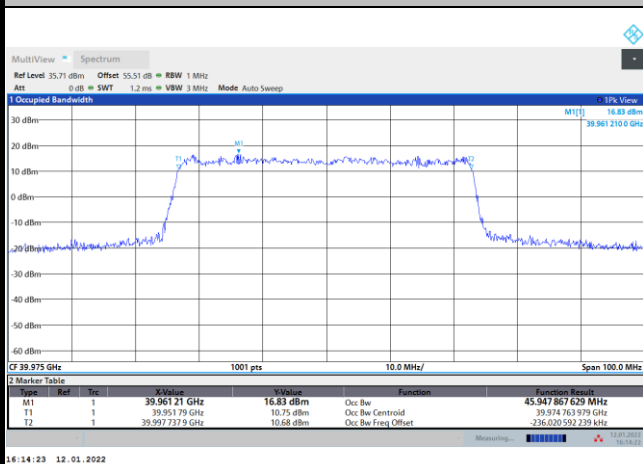
Middle Channel / 50MHz / 16QAM



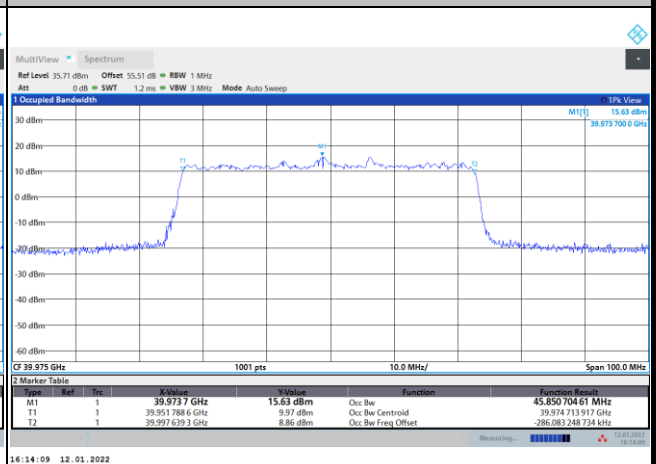
Middle Channel / 50MHz / 64QAM



Highest Channel / 50MHz / 16QAM



Highest Channel / 50MHz / 64QAM

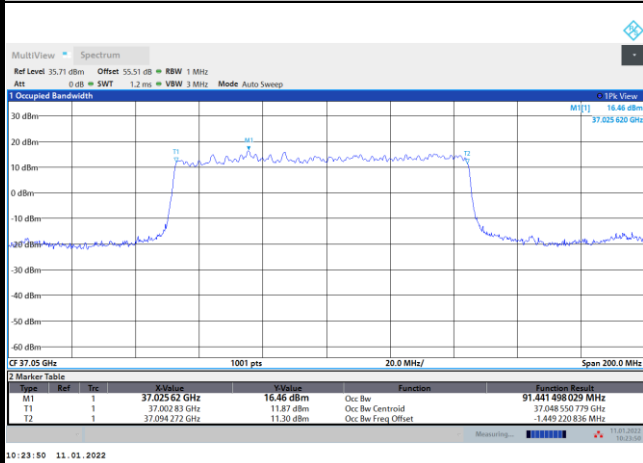




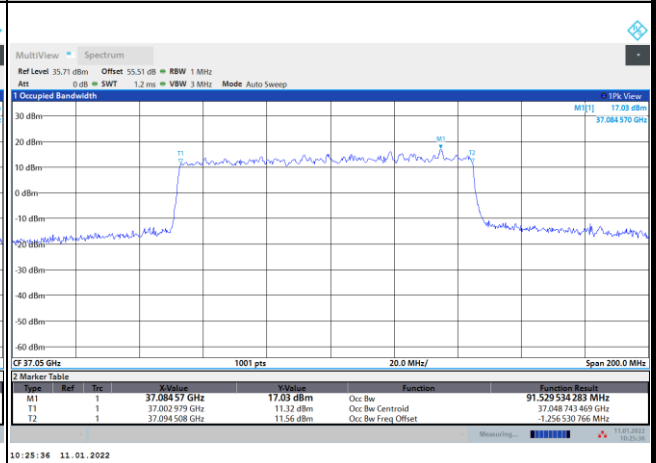
DFT-s-OFDM Module 0

NR Band n260

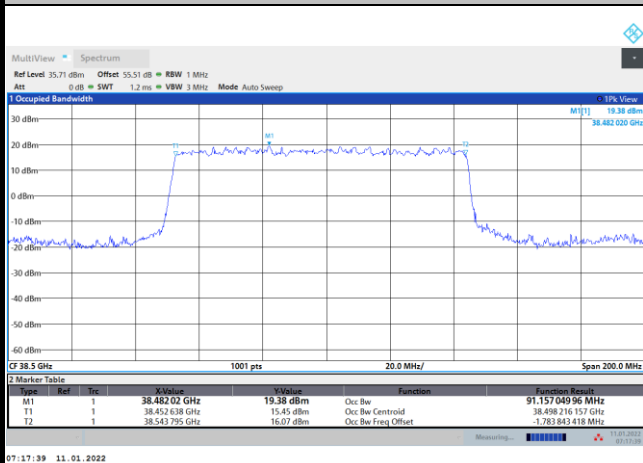
Lowest Channel / 100MHz / BPSK



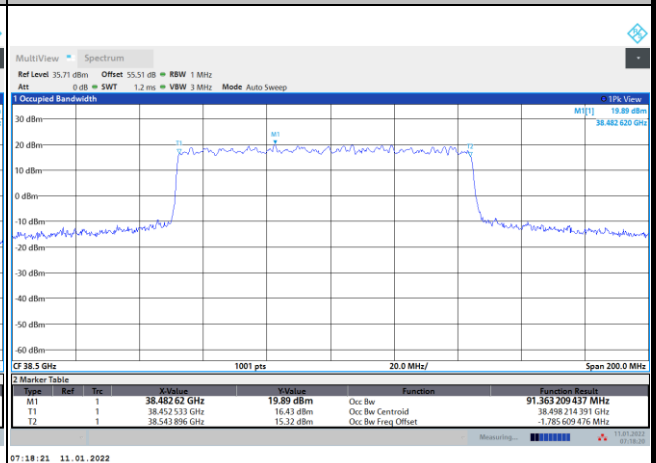
Lowest Channel / 100MHz / QPSK



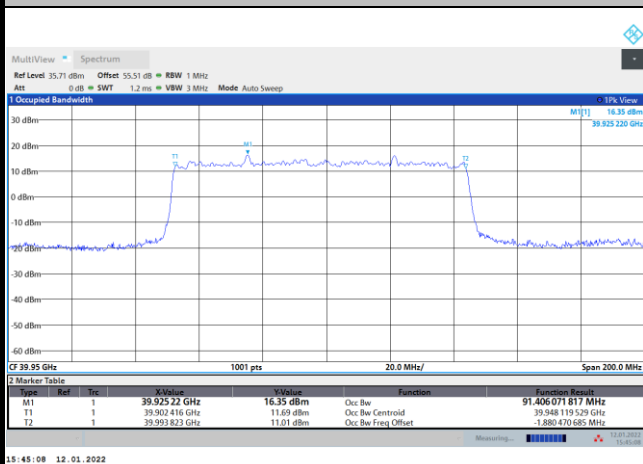
Middle Channel / 100MHz / BPSK



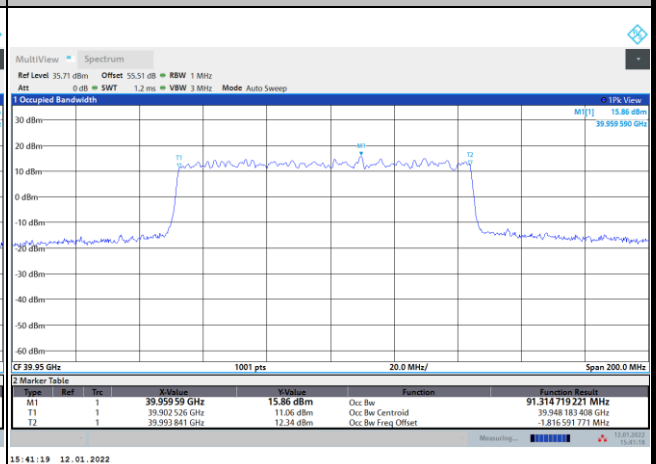
Middle Channel / 100MHz / QPSK



Highest Channel / 100MHz / BPSK



Highest Channel / 100MHz / QPSK



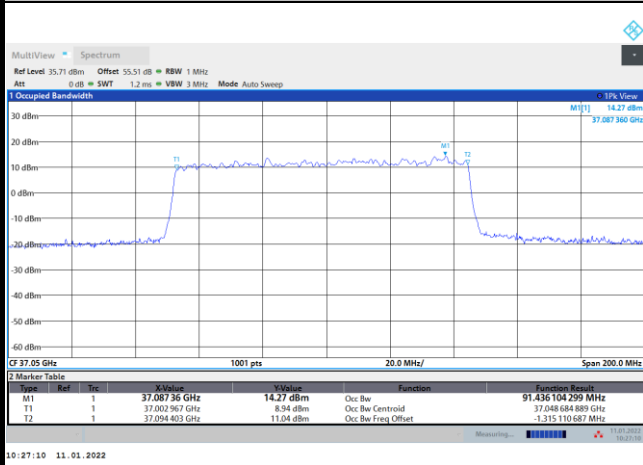




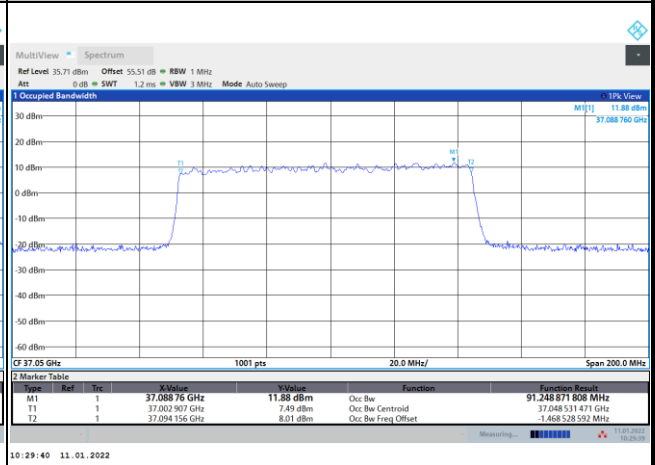
DFT-s-OFDM Module 0

NR Band n260

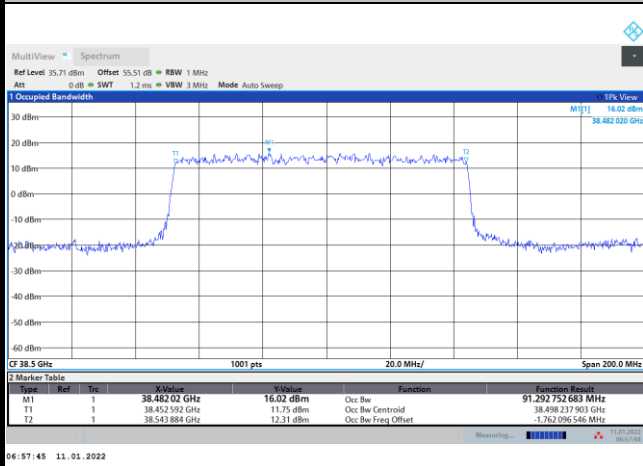
Lowest Channel / 100MHz / 16QAM



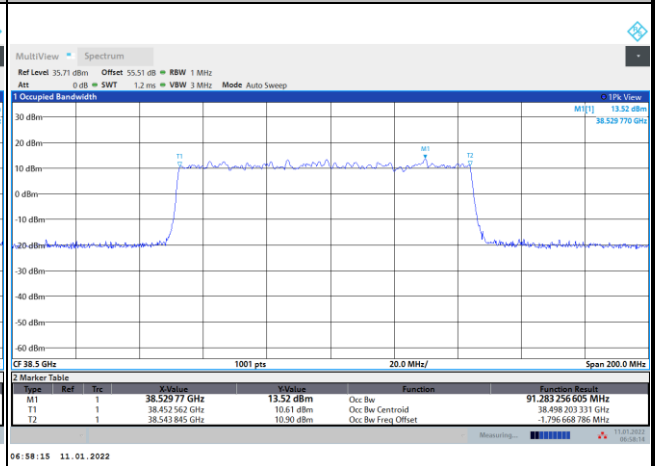
Lowest Channel / 100MHz / 64QAM



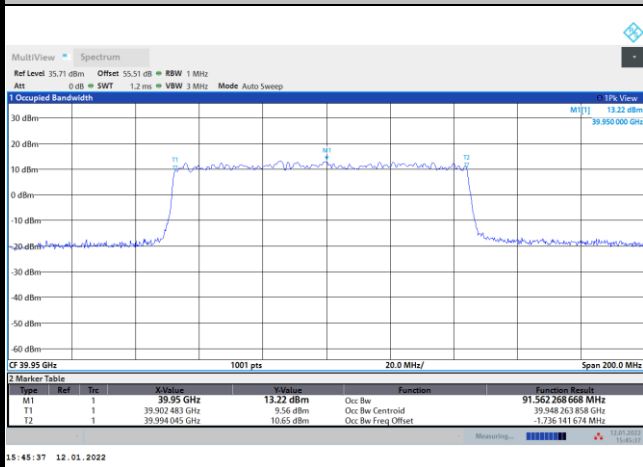
Middle Channel / 100MHz / 16QAM



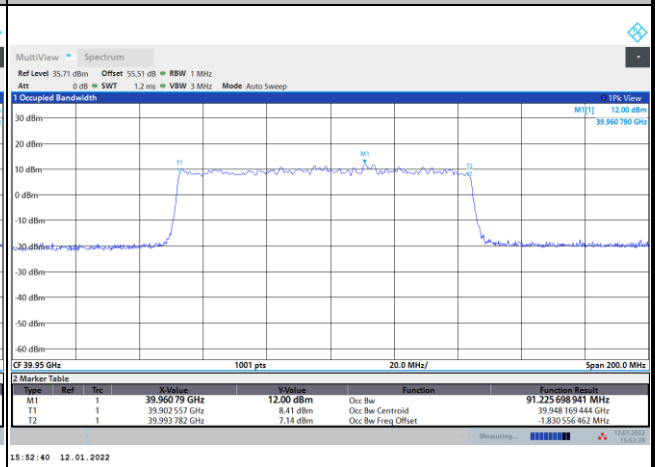
Middle Channel / 100MHz / 64QAM



Highest Channel / 100MHz / 16QAM



Highest Channel / 100MHz / 64QAM

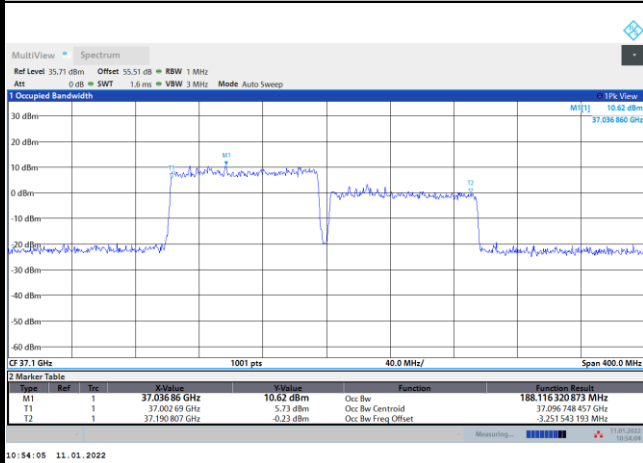




DFT-s-OFDM Module 0

NR Band n260

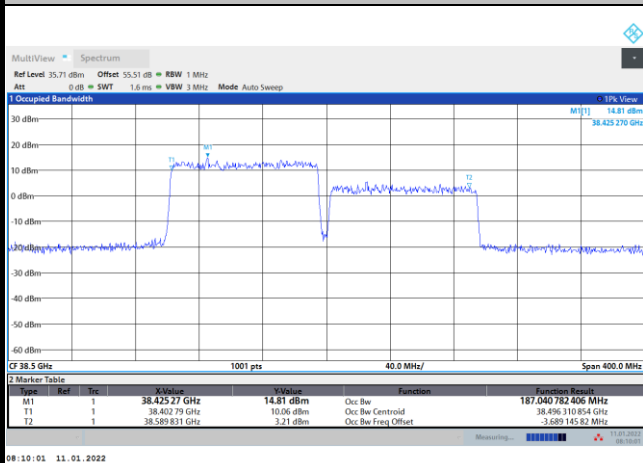
Lowest Channel / 200MHz / BPSK



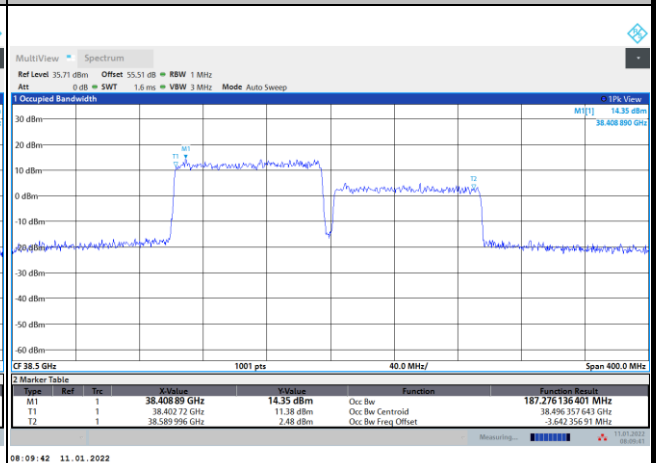
Lowest Channel / 200MHz / QPSK



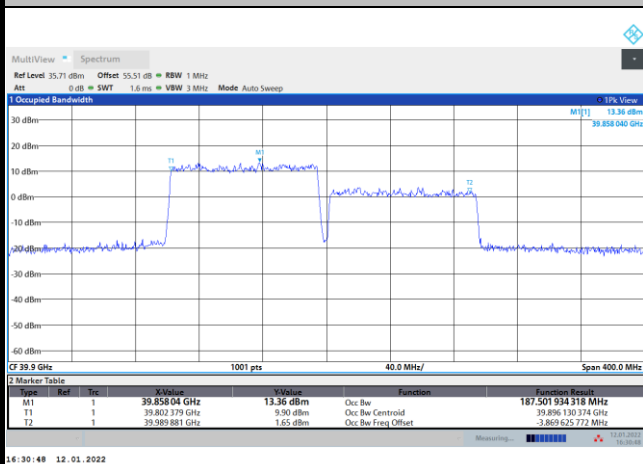
Middle Channel / 200MHz / BPSK



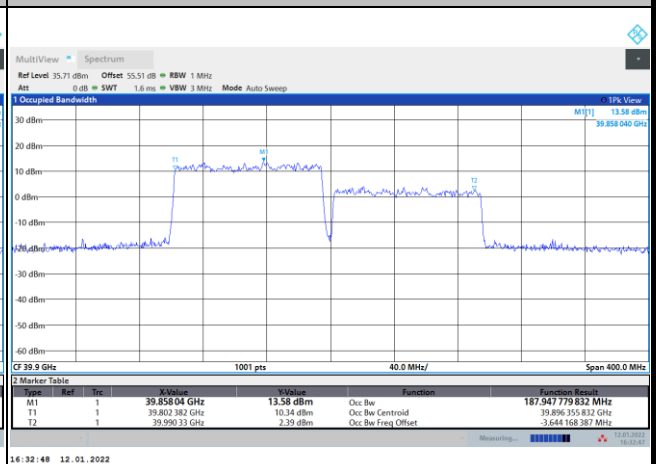
Middle Channel / 200MHz / QPSK



Highest Channel / 200MHz / BPSK



Highest Channel / 200MHz / QPSK





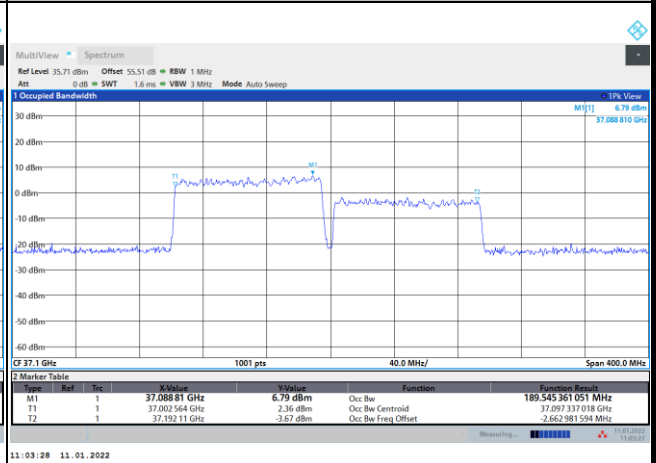
DFT-s-OFDM Module 0

NR Band n260

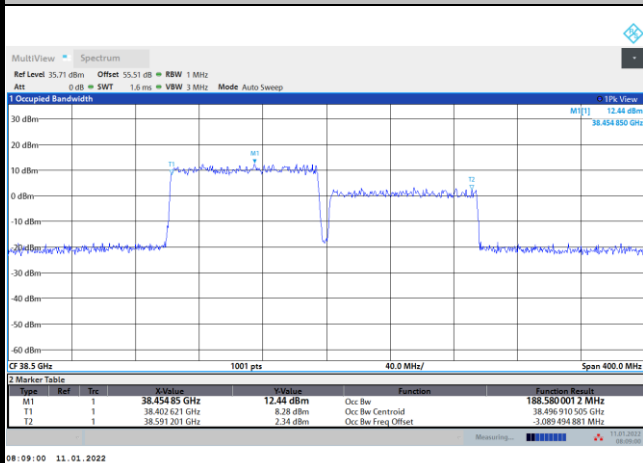
Lowest Channel / 200MHz / 16QAM



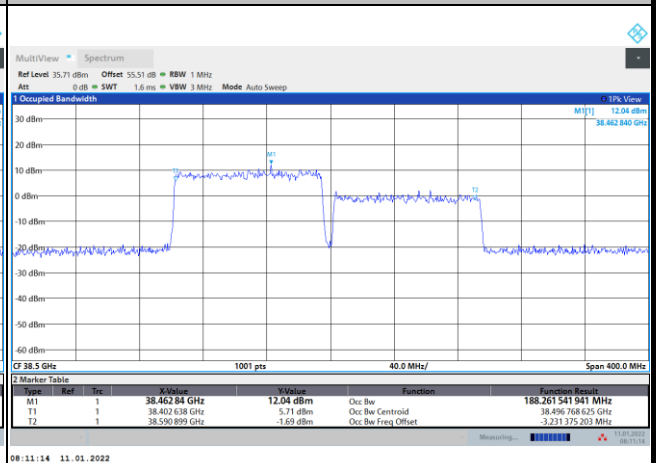
Lowest Channel / 200MHz / 64QAM



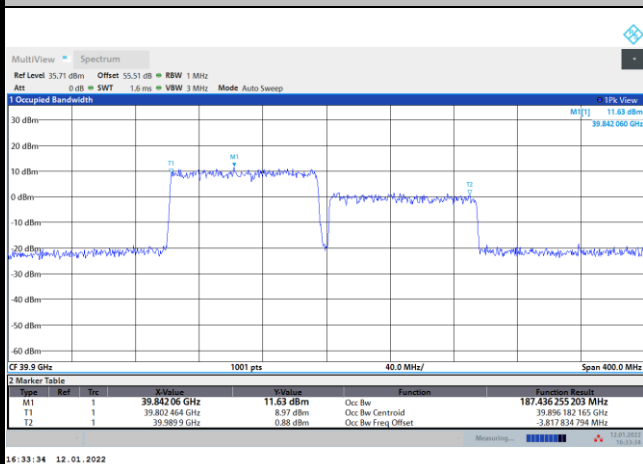
Middle Channel / 200MHz / 16QAM



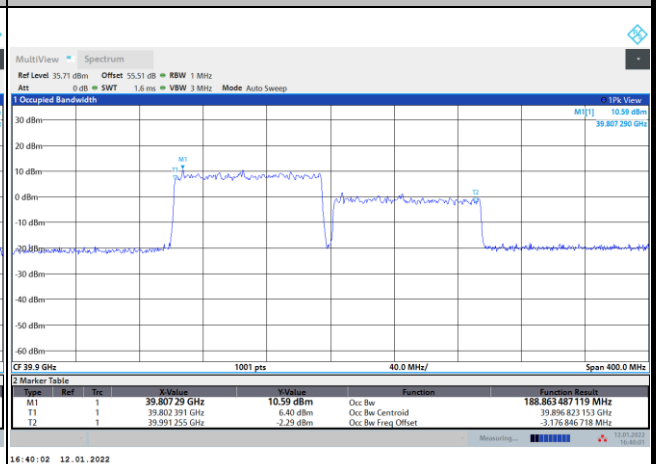
Middle Channel / 200MHz / 64QAM



Highest Channel / 200MHz / 16QAM



Highest Channel / 200MHz / 64QAM

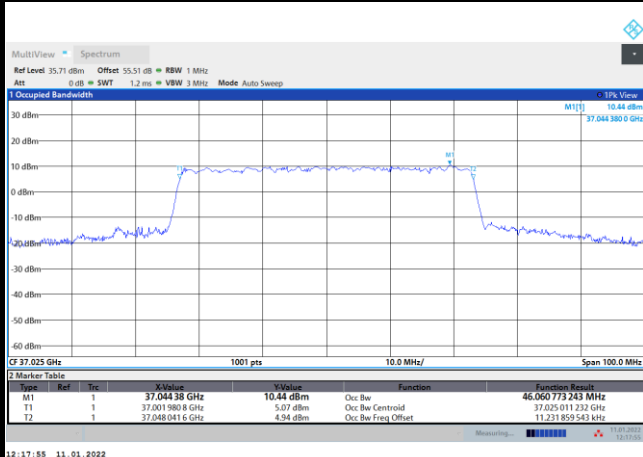




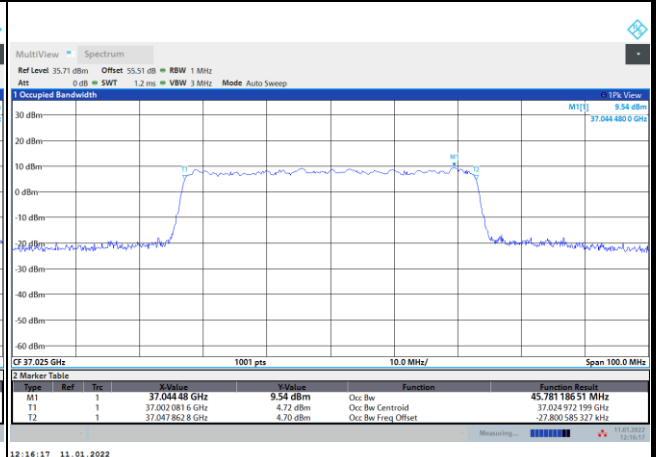
CP-OFDM Module 0

NR Band n260

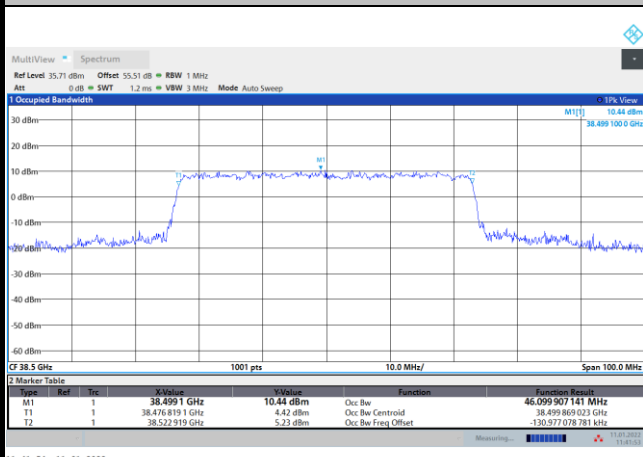
Lowest Channel / 50MHz / QPSK



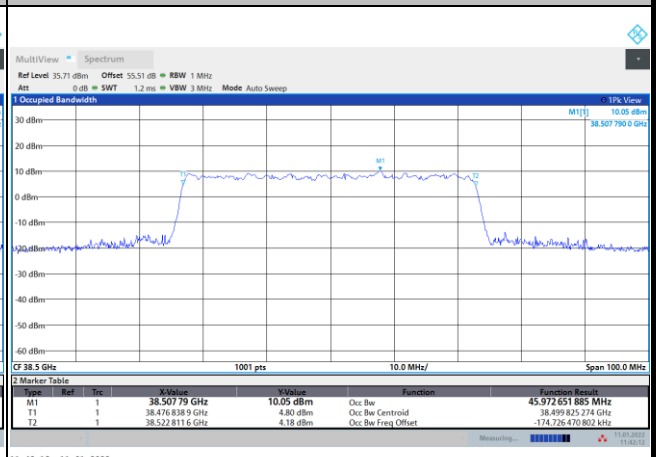
Lowest Channel / 50MHz / 16QAM



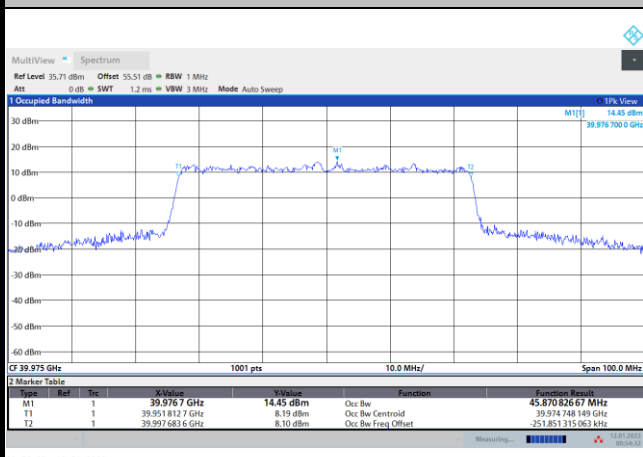
Middle Channel / 50MHz / QPSK



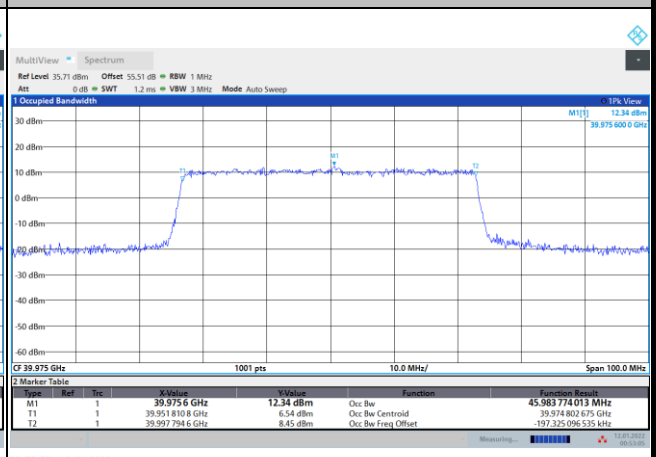
Middle Channel / 50MHz / 16QAM



Highest Channel / 50MHz / QPSK



Highest Channel / 50MHz / 16QAM

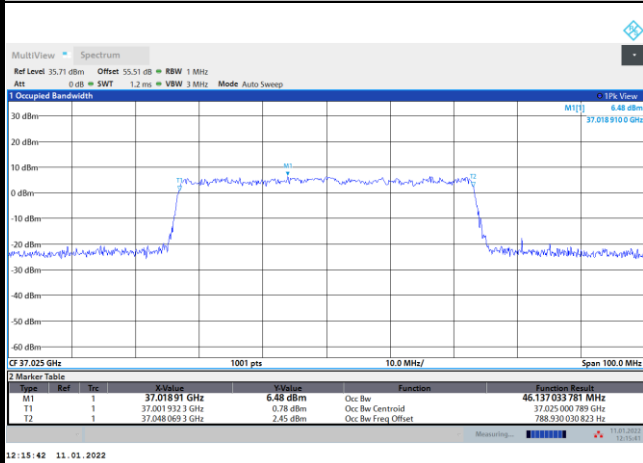




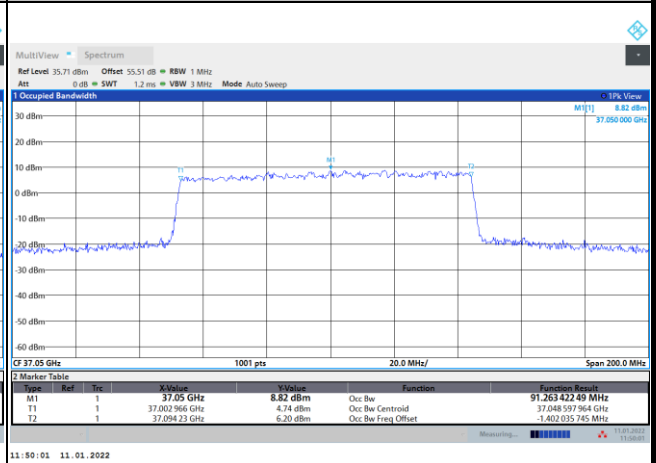
CP-OFDM Module 0

NR Band n260

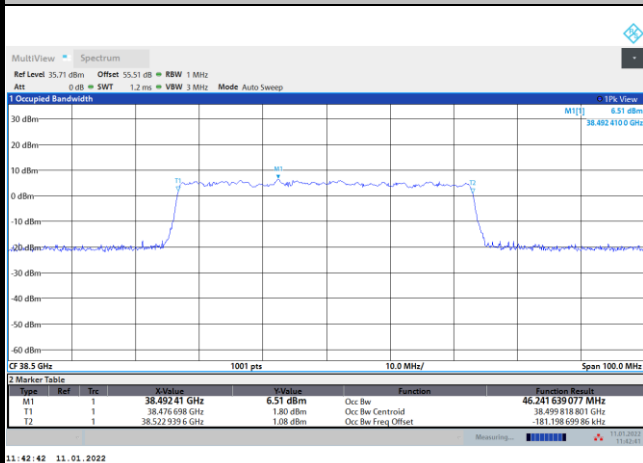
Lowest Channel / 50MHz / 64QAM



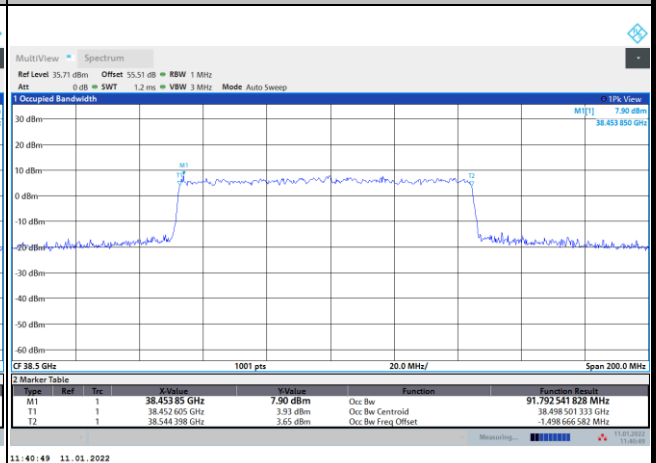
Lowest Channel / 100MHz / QPSK



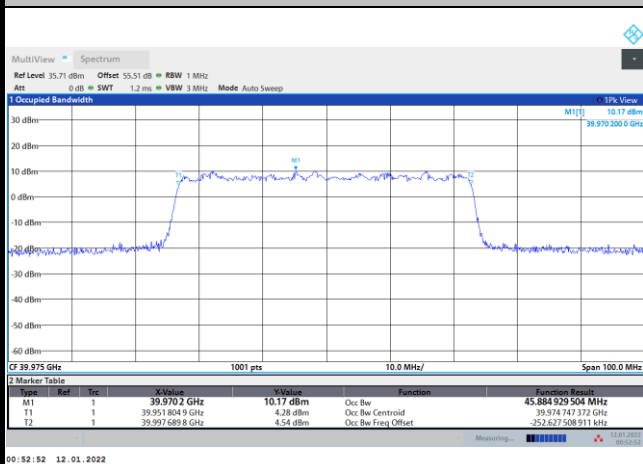
Middle Channel / 50MHz / 64QAM



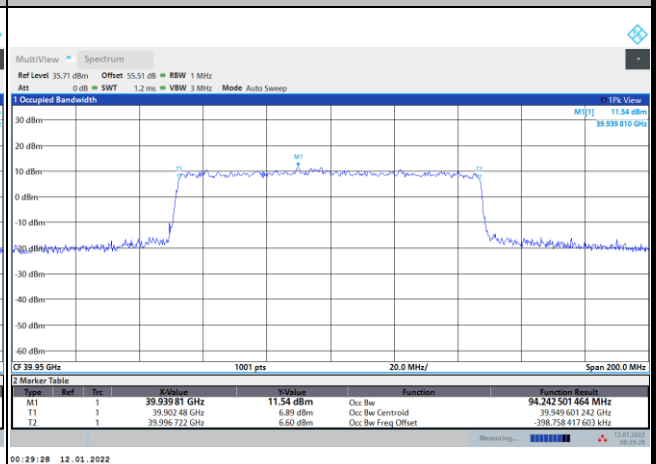
Middle Channel / 100MHz / QPSK



Highest Channel / 50MHz / 64QAM



Highest Channel / 100MHz / QPSK

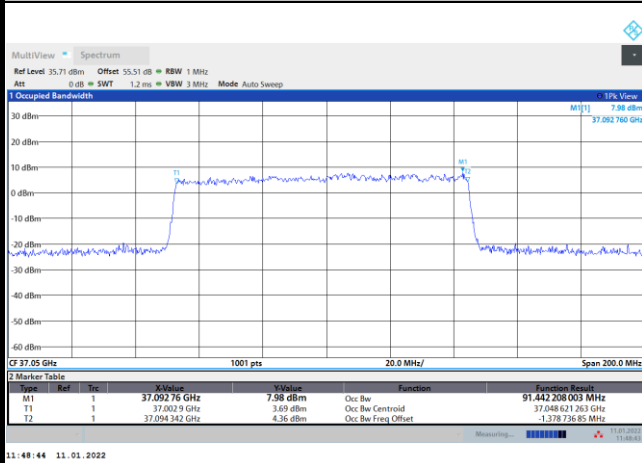




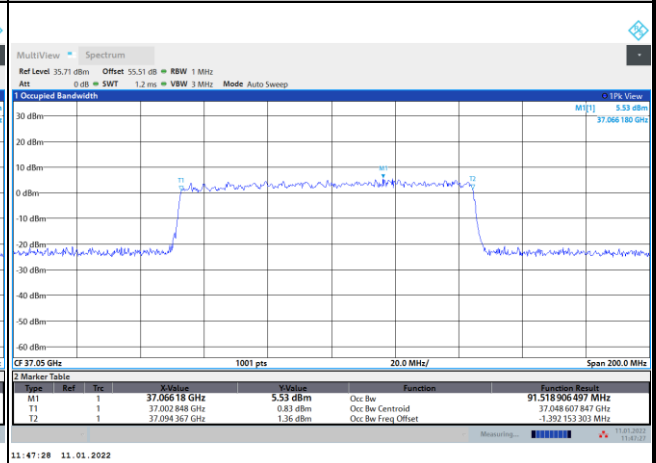
CP-OFDM Module 0

NR Band n260

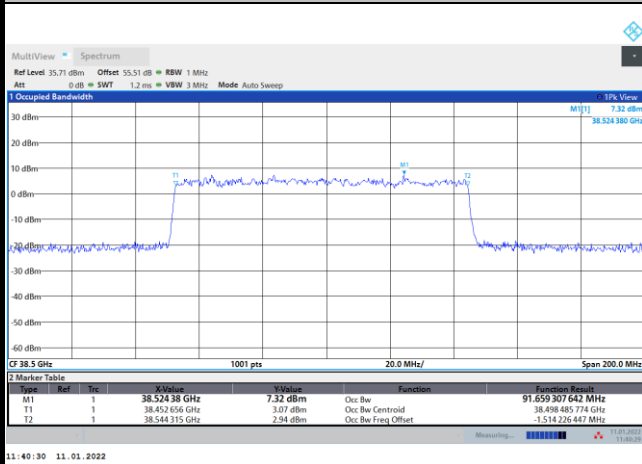
Lowest Channel / 100MHz / 16QAM



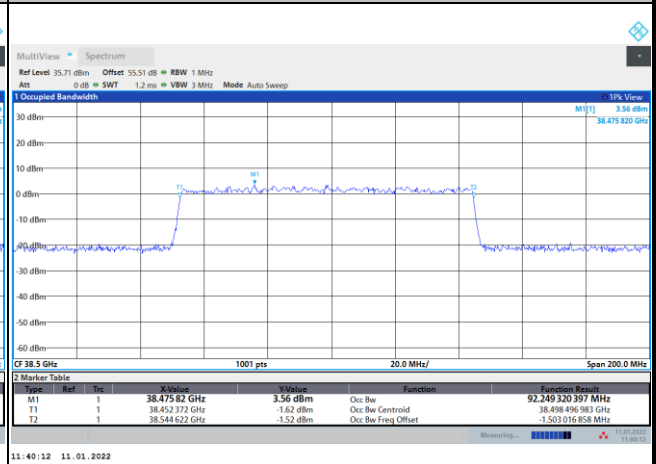
Lowest Channel / 100MHz / 64QAM



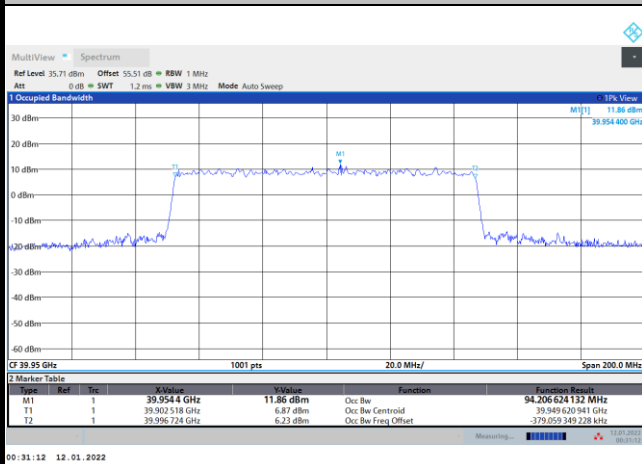
Middle Channel / 100MHz / 16QAM



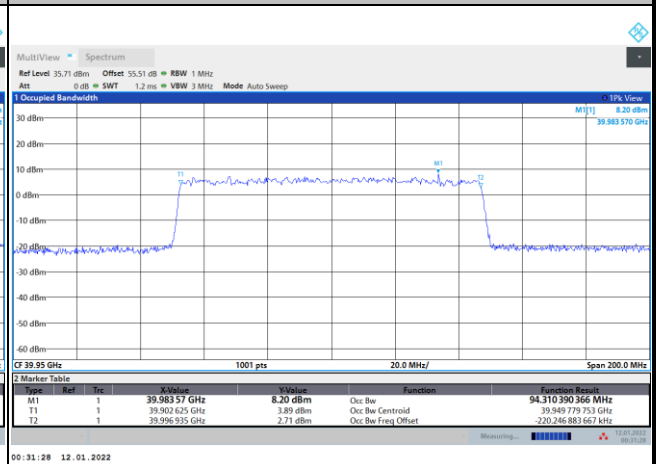
Middle Channel / 100MHz / 64QAM



Highest Channel / 100MHz / 16QAM



Highest Channel / 100MHz / 64QAM





CP-OFDM Module 0

NR Band n260

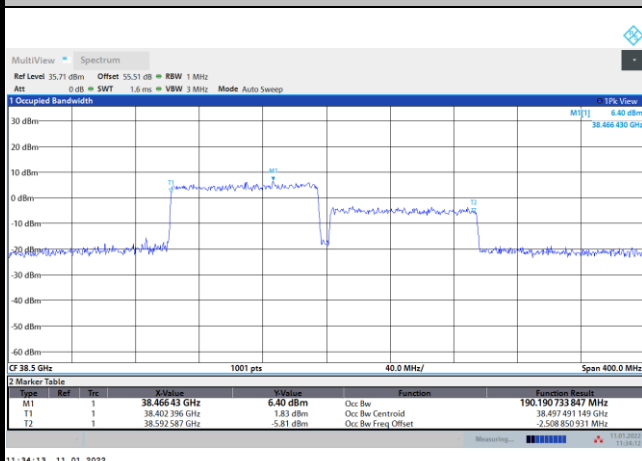
Lowest Channel / 200MHz / QPSK



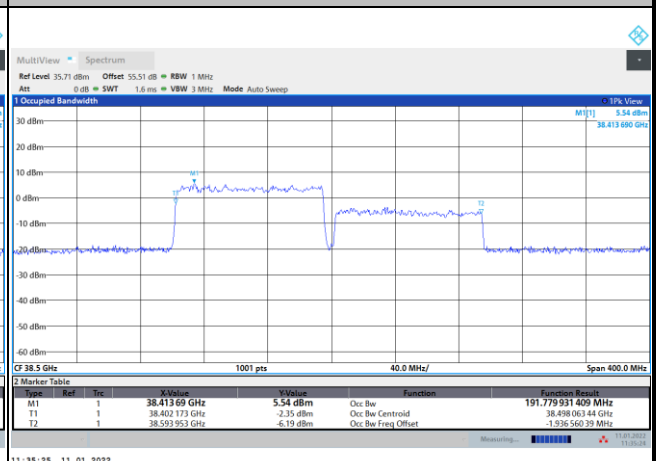
Lowest Channel / 200MHz / 16QAM



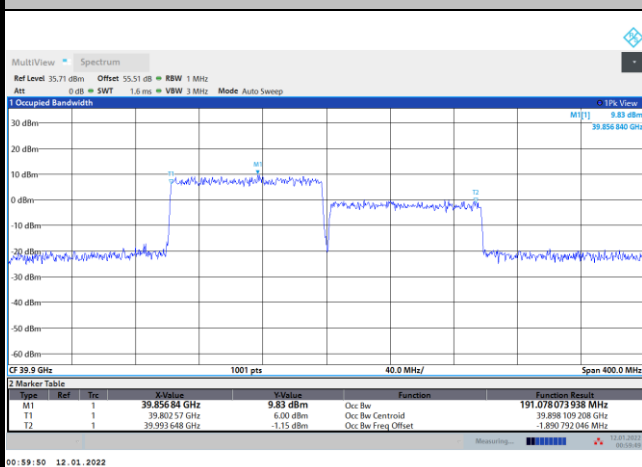
Middle Channel / 200MHz / QPSK



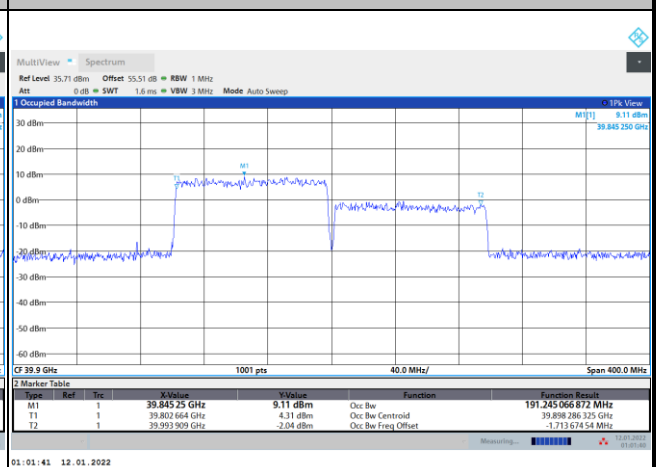
Middle Channel / 200MHz / 16QAM



Highest Channel / 200MHz / QPSK



Highest Channel / 200MHz / 16QAM

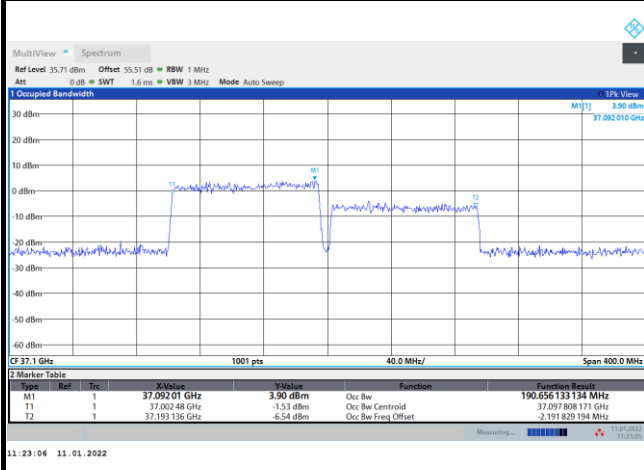




CP-OFDM Module 0

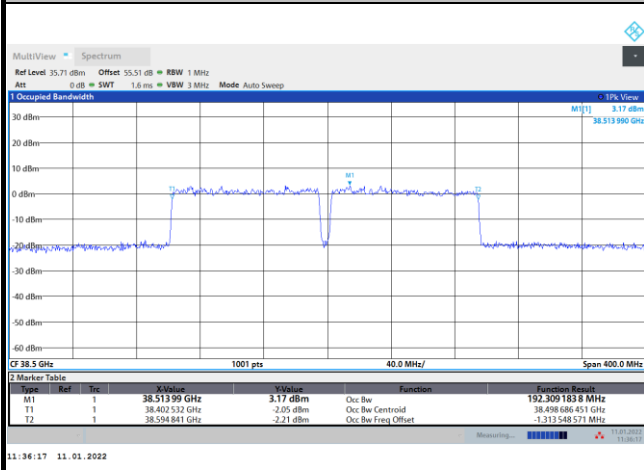
NR Band n260

Lowest Channel / 200MHz / 64QAM



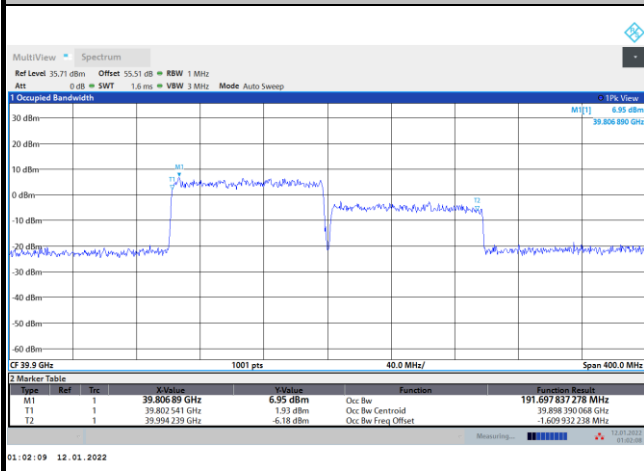
intentionally blank

Middle Channel / 200MHz / 64QAM



intentionally blank

Highest Channel / 200MHz / 64QAM



intentionally blank





**Radiated Out of Band Emissions**

| Mode        |         |      | DFT-s-OFDM Module 0 NR Band n260 : BE (dBm) 1 RB |        |        |        |        |        |        |        |        |        |        |        |
|-------------|---------|------|--|--------|--------|--------|--------|--------|--------|--------|--------|--------|--------|--------|
| BW          |         |      | 50MHz  |        |        |        | 100MHz |        |        |        | 200MHz |        |        |        |
| Limit (dBm) |         |      | BPSK   | QPSK   | 16QAM  | 64QAM  | BPSK   | QPSK   | 16QAM  | 64QAM  | BPSK   | QPSK   | 16QAM  | 64QAM  |
| Low CH      | 0~10%OB | ≦-5  | -9.03  | -8.31  | -9.64  | -14.49 | -9.79  | -10.36 | -10.63 | -13.09 | -18.98 | -18.88 | -16.59 | -16.1  |
|             | >10%OB  | ≦-13 | -23.3  | -23.95 | -24.65 | -28.42 | -25.85 | -25.9  | -26.65 | -27.24 | -25.89 | -25.72 | -24.88 | -24.65 |
| High CH     | 0~10%OB | ≦-5  | -12.14   | -13.01 | -14.05 | -15.94 | -13.29 | -13.69 | -14.97 | -16.22 | -27.35 | -27.54 | -27.64 | -27.32 |
|             | >10%OB  | ≦-13 | -20.81   | -20.54 | -22.76 | -23.93 | -24.17 | -24.59 | -25.26 | -25.5  | -26.47 | -26.88 | -25.94 | -26.16 |
| Result      |         |      | Compliance                                       |        |        |        |        |        |        |        |        |        |        |        |

| Mode        |         |      | CP-OFDM Module 0 NR Band n260 : BE (dBm) 1 RB |        |        |        |        |        |        |        |        |
|-------------|---------|------|---|--------|--------|--------|--------|--------|--------|--------|--------|
| BW          |         |      | 50MHz   |        |        | 100MHz |        |        | 200MHz |        |        |
| Limit (dBm) |         |      | QPSK  | 16QAM  | 64QAM  | QPSK   | 16QAM  | 64QAM  | QPSK   | 16QAM  | 64QAM  |
| Low CH      | 0~10%OB | ≦-5  | -15.21  | -17.02 | -18.47 | -13.65 | -17.15 | -18.24 | -18.65 | -18.39 | -21.51 |
|             | >10%OB  | ≦-13 | -28.44  | -29.15 | -30.01 | -27.51 | -27.97 | -27.81 | -24.88 | -25.18 | -24.72 |
| High CH     | 0~10%OB | ≦-5  | -13.76  | -15.2  | -17.95 | -15.33 | -16.87 | -19.11 | -26.67 | -27.49 | -27.14 |
|             | >10%OB  | ≦-13 | -22.17  | -22.78 | -25.33 | -25.61 | -25.46 | -26.31 | -26.82 | -26.62 | -27.38 |
| Result      |         |      | Compliance                                    |        |        |        |        |        |        |        |        |

| Mode        |         |      | DFT-s-OFDM Module 0 NR Band n260 : BE (dBm) Full RB |        |        |        |        |        |        |        |        |        |        |        |
|-------------|---------|------|---|--------|--------|--------|--------|--------|--------|--------|--------|--------|--------|--------|
| BW          |         |      | 50MHz   |        |        |        | 100MHz |        |        |        | 200MHz |        |        |        |
| Limit (dBm) |         |      | BPSK  | QPSK   | 16QAM  | 64QAM  | BPSK   | QPSK   | 16QAM  | 64QAM  | BPSK   | QPSK   | 16QAM  | 64QAM  |
| Low CH      | 0~10%OB | ≦-5  | -18.6   | -16.57 | -21.23 | -23.53 | -22.93 | -21.91 | -24.82 | -27.35 | -27.59 | -27.55 | -29.18 | -30.23 |
|             | >10%OB  | ≦-13 | -23.8   | -18.88 | -24.83 | -28.88 | -26.87 | -23.83 | -27.33 | -28.1  | -30.08 | -29.95 | -30.25 | -30.54 |
| High CH     | 0~10%OB | ≦-5  | -26   | -24.71 | -27.32 | -28.4  | -24.18 | -22.5  | -25.32 | -26.49 | -27.4  | -27.34 | -28.07 | -28.47 |
|             | >10%OB  | ≦-13 | -26.96  | -26.22 | -27.75 | -27.82 | -25.48 | -23.88 | -26.2  | -26.09 | -27.51 | -27.52 | -27.51 | -27.84 |
| Result      |         |      | Compliance  |        |        |        |        |        |        |        |        |        |        |        |

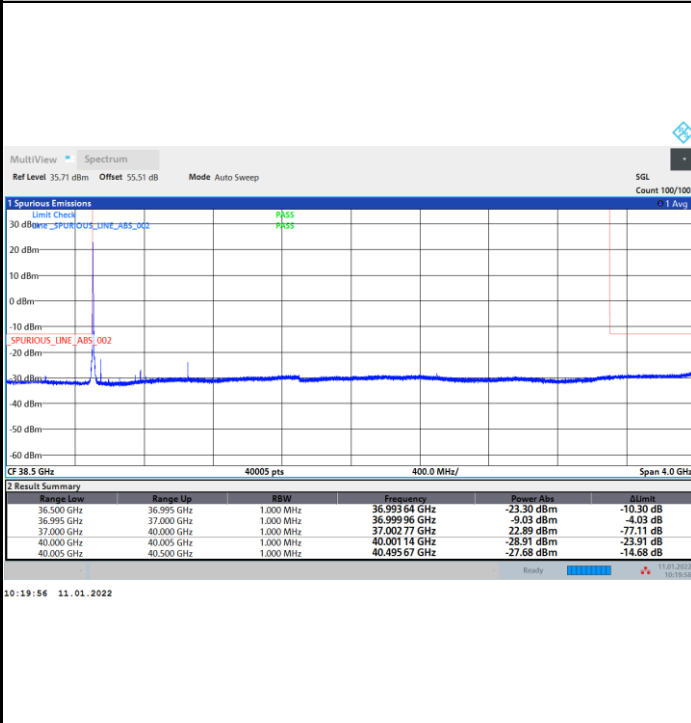
| Mode        |         |      | CP-OFDM Module 0 NR Band n260 : BE (dBm) Full RB |        |        |        |        |        |        |        |        |
|-------------|---------|------|--|--------|--------|--------|--------|--------|--------|--------|--------|
| BW          |         |      | 50MHz  |        |        | 100MHz |        |        | 200MHz |        |        |
| Limit (dBm) |         |      | QPSK   | 16QAM  | 64QAM  | QPSK   | 16QAM  | 64QAM  | QPSK   | 16QAM  | 64QAM  |
| Low CH      | 0~10%OB | ≦-5  | -25  | -27.88 | -29.17 | -25.78 | -27.26 | -28.34 | -28.61 | -29.89 | -29.94 |
|             | >10%OB  | ≦-13 | -27.07   | -29.98 | -30.64 | -27.14 | -28.23 | -28.2  | -29.55 | -30.63 | -30.52 |
| High CH     | 0~10%OB | ≦-5  | -20.69   | -23.12 | -25.57 | -23.94 | -25.3  | -26.74 | -28.04 | -28.31 | -28.53 |
|             | >10%OB  | ≦-13 | -23.55   | -26.48 | -27.86 | -25.54 | -26.41 | -26.36 | -27.88 | -27.86 | -27.7  |
| Result      |         |      | Compliance                                       |        |        |        |        |        |        |        |        |



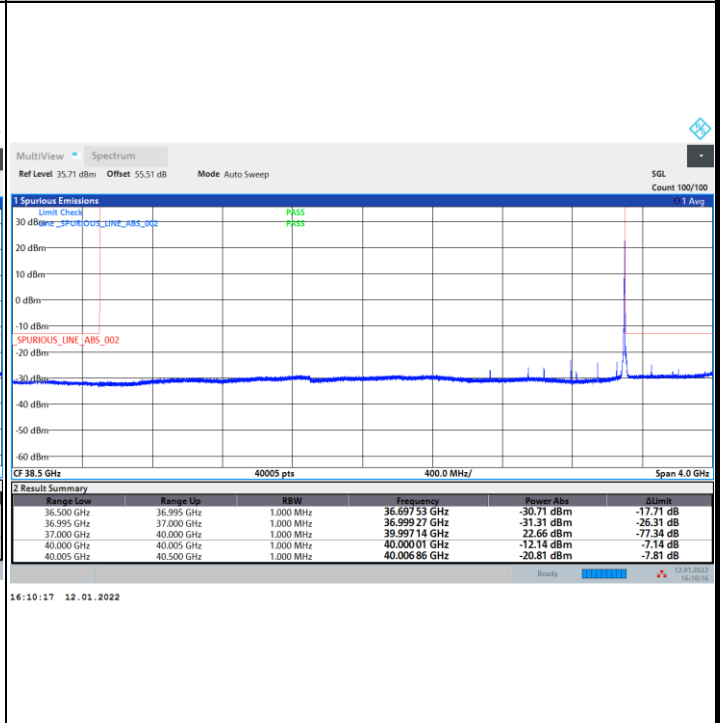
DFT-s-OFDM Module 0

NR Band n260 / 50MHz / BPSK

Lowest Band Edge / 1 RB

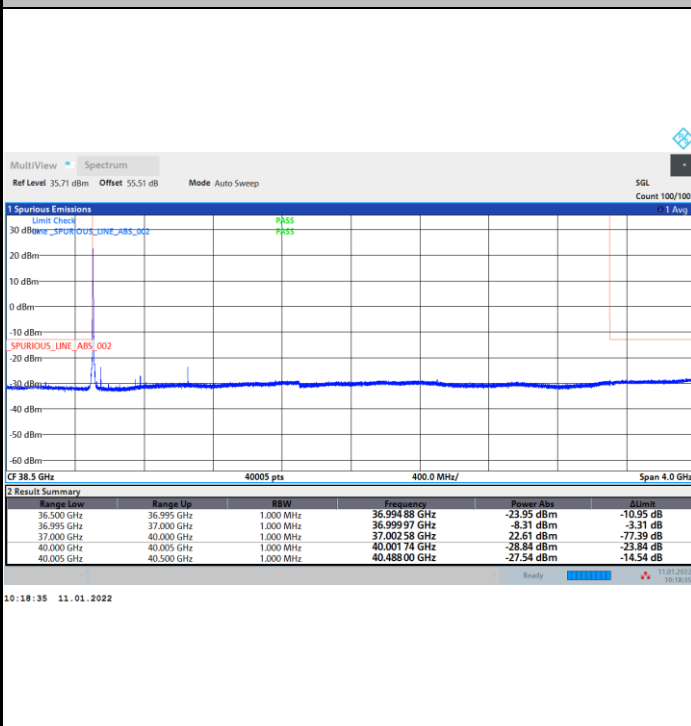


Highest Band Edge / 1 RB

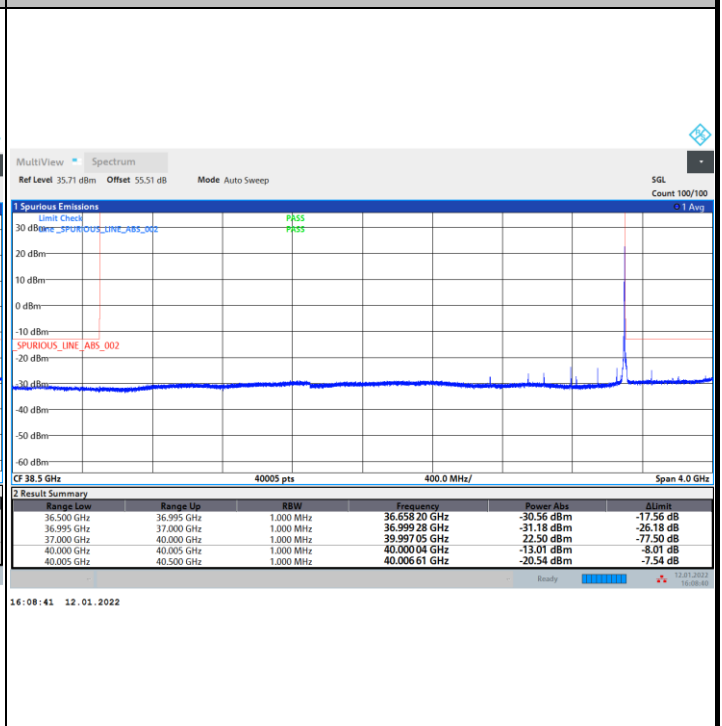


NR Band n260 / 50MHz / QPSK

Lowest Band Edge / 1 RB



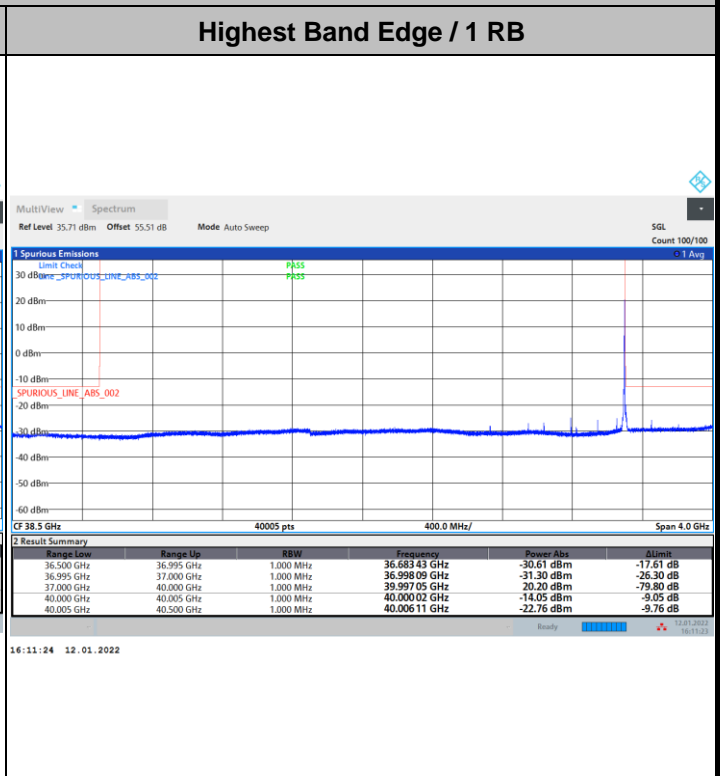
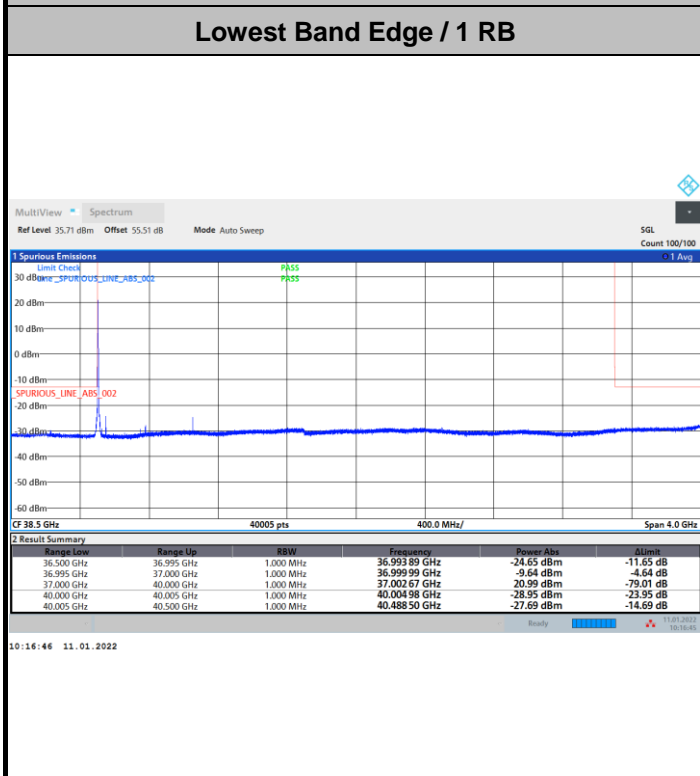
Highest Band Edge / 1 RB



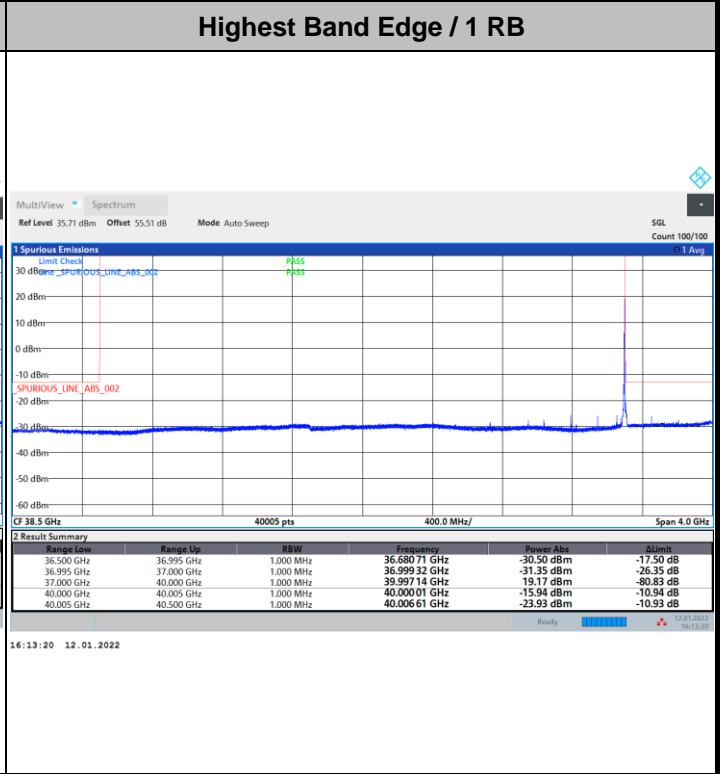
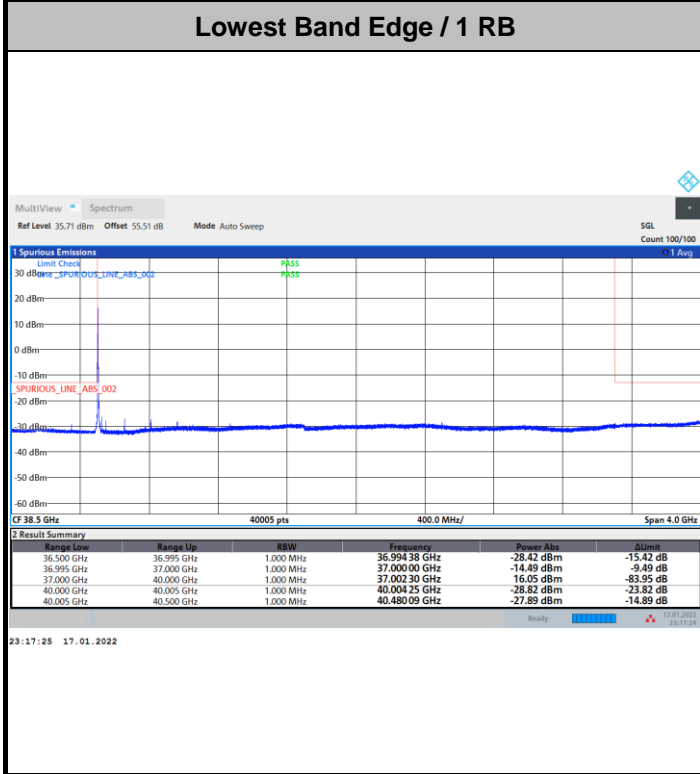


DFT-s-OFDM Module 0

NR Band n260 / 50MHz / 16QAM

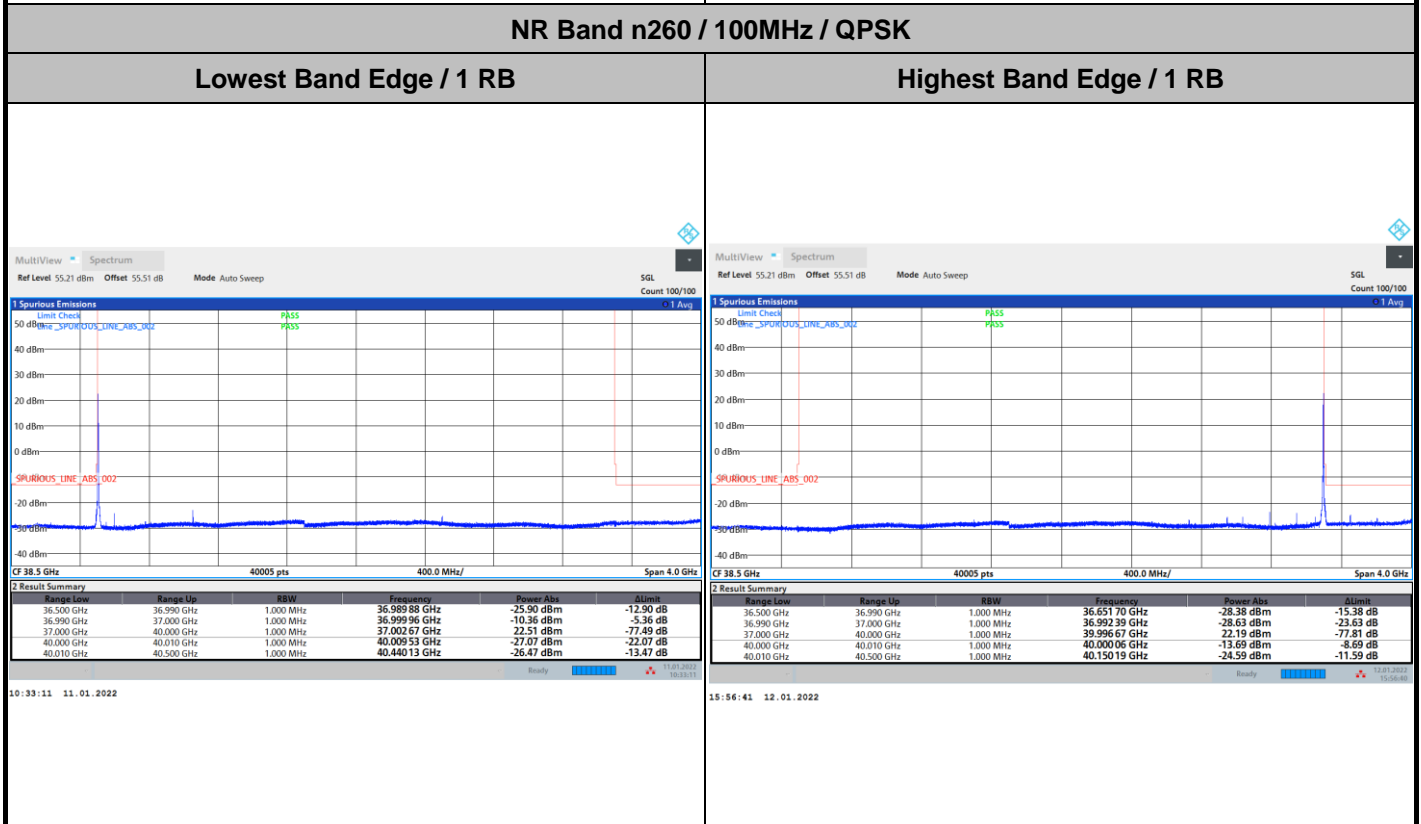
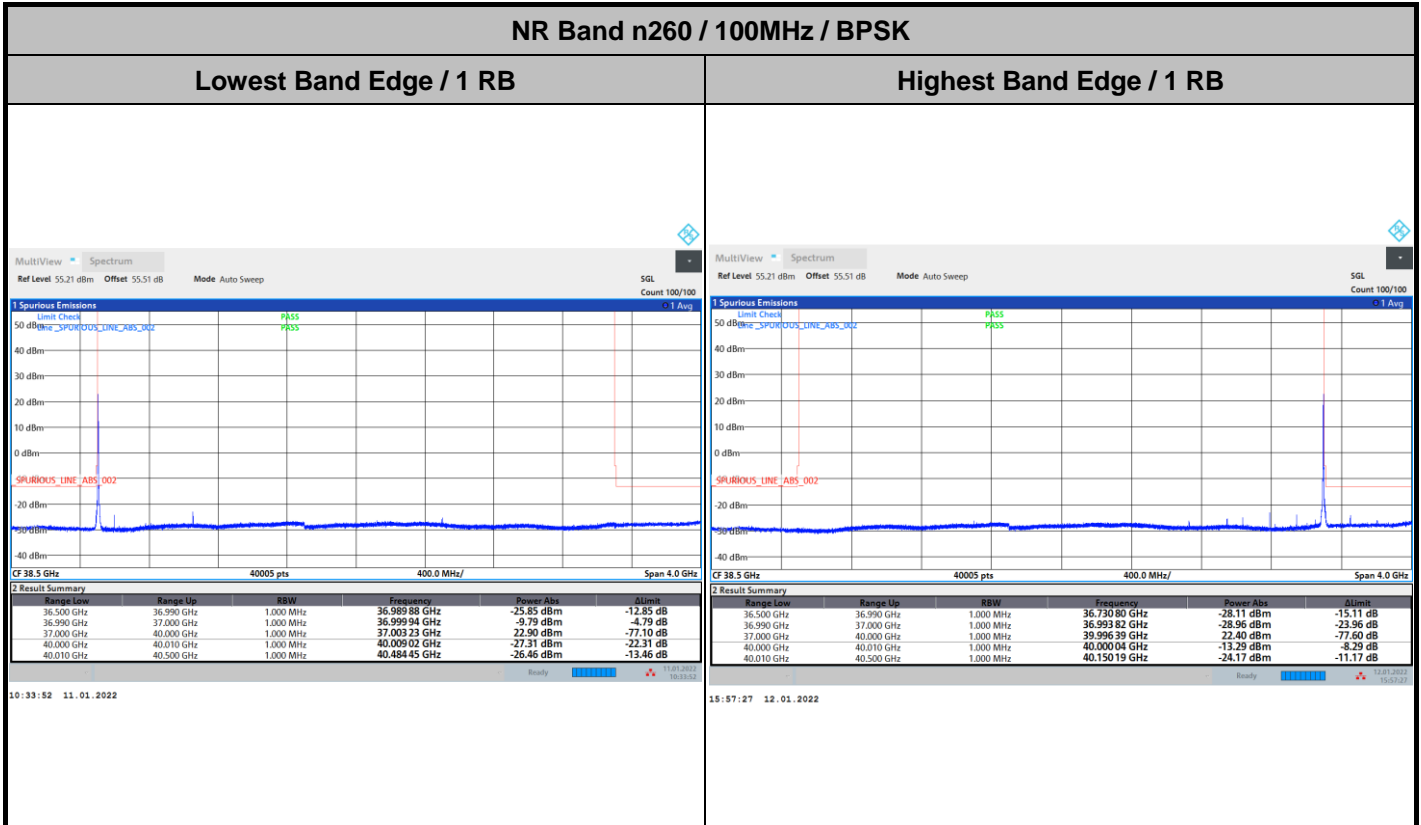


NR Band n260 / 50MHz / 64QAM



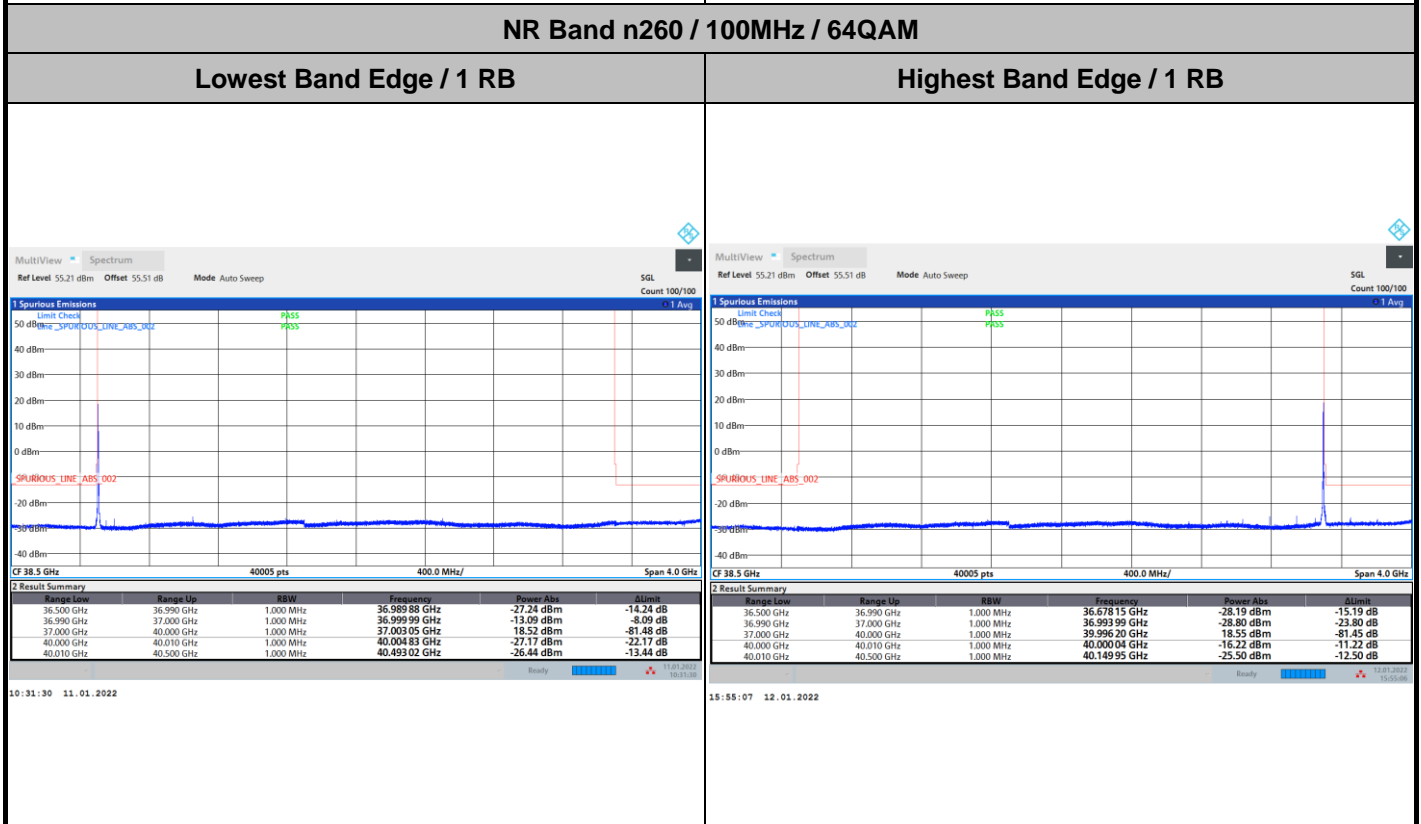
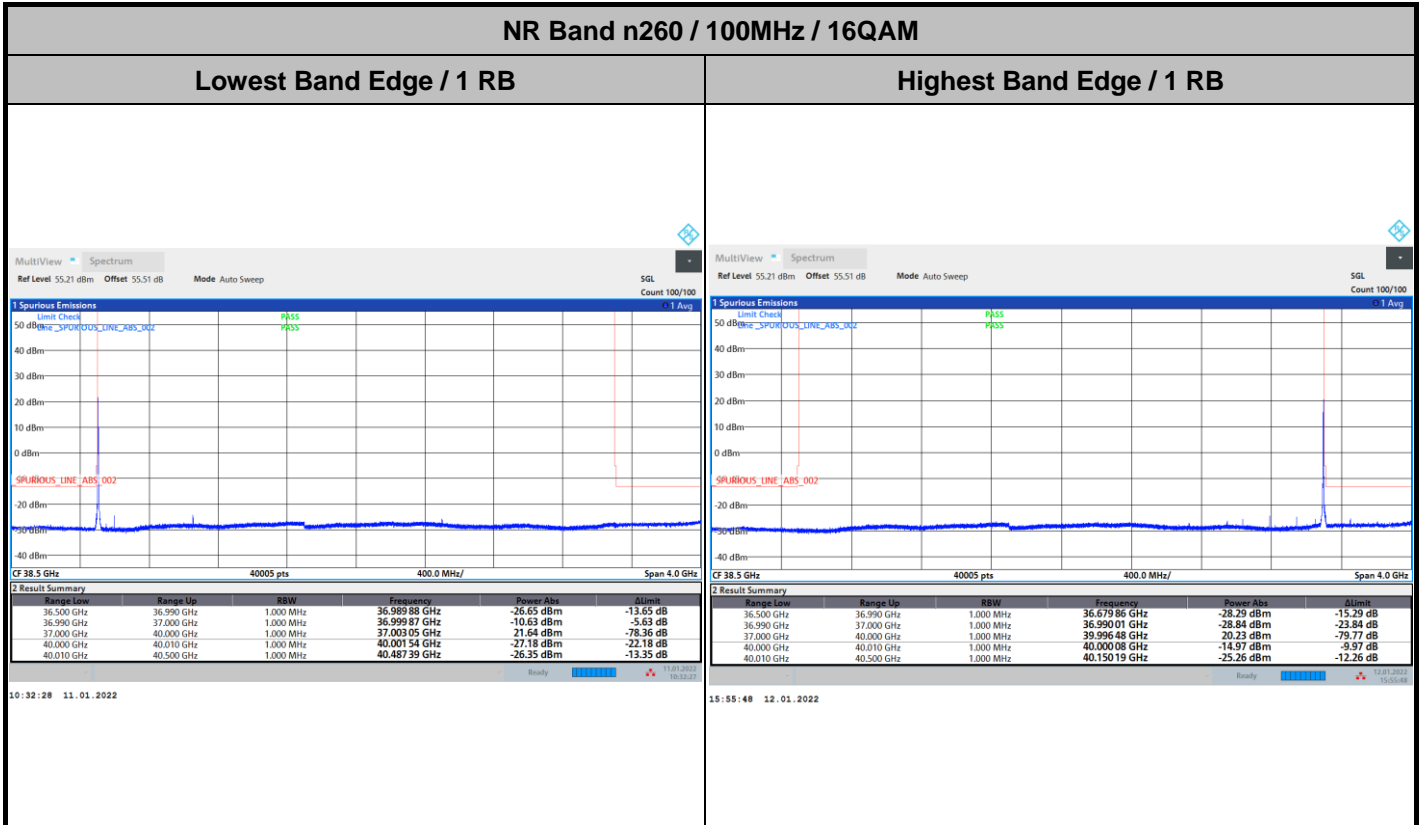


DFT-s-OFDM Module 0





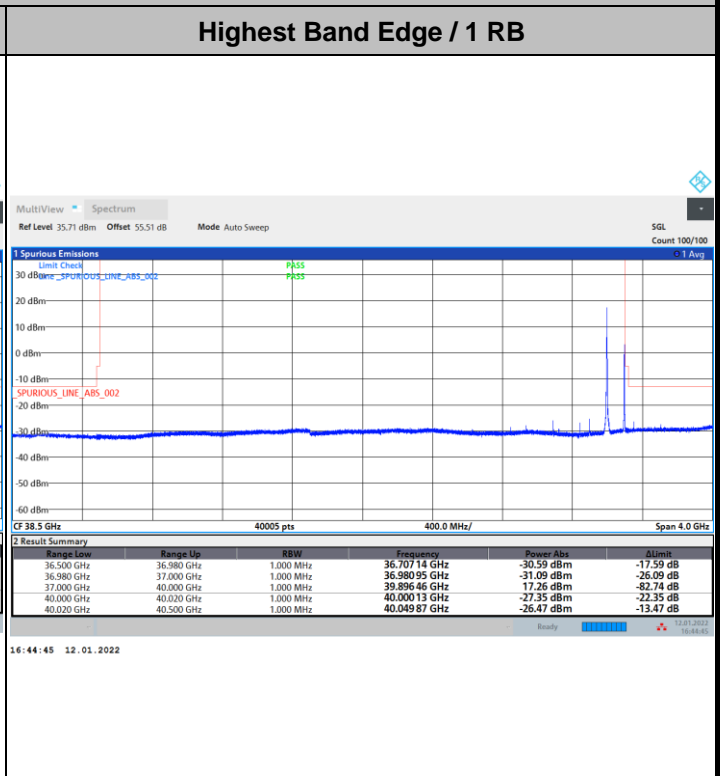
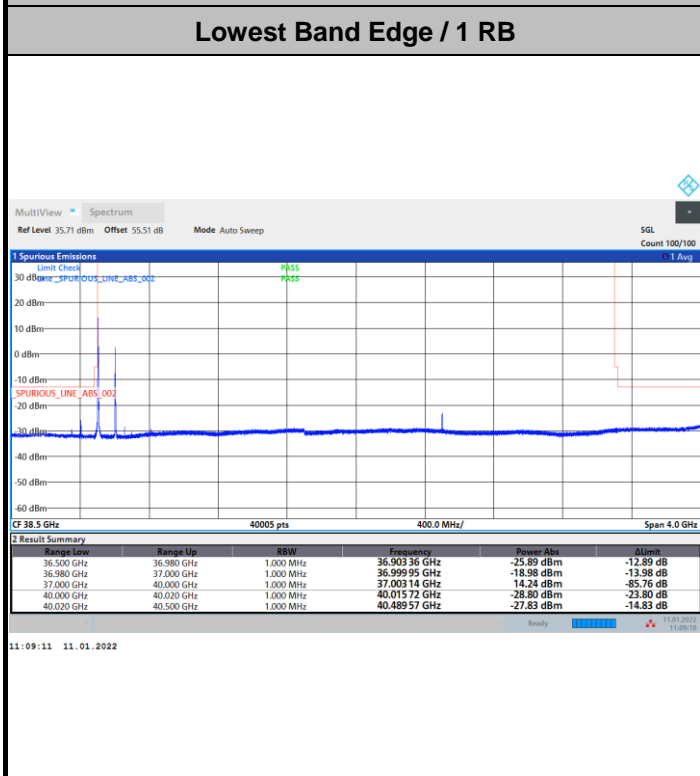
DFT-s-OFDM Module 0



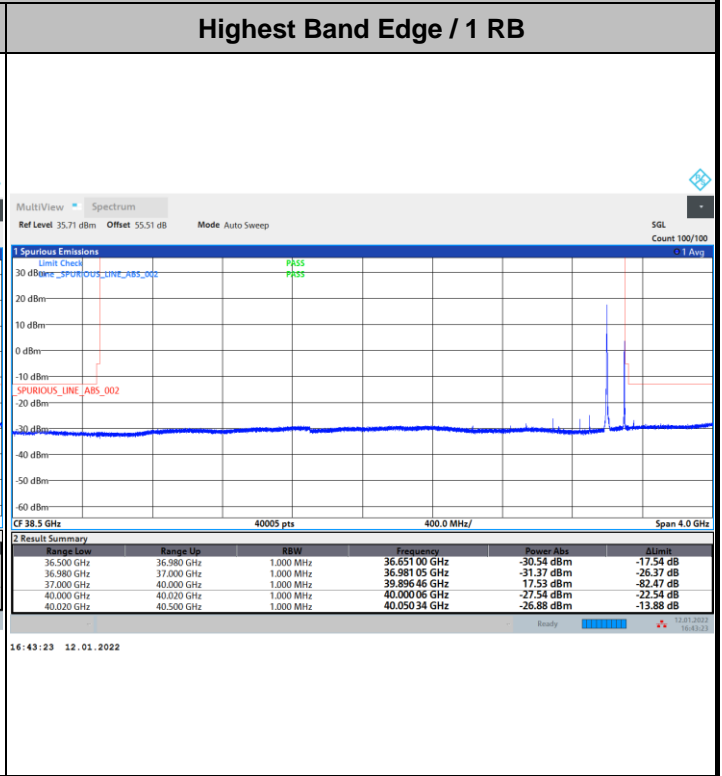
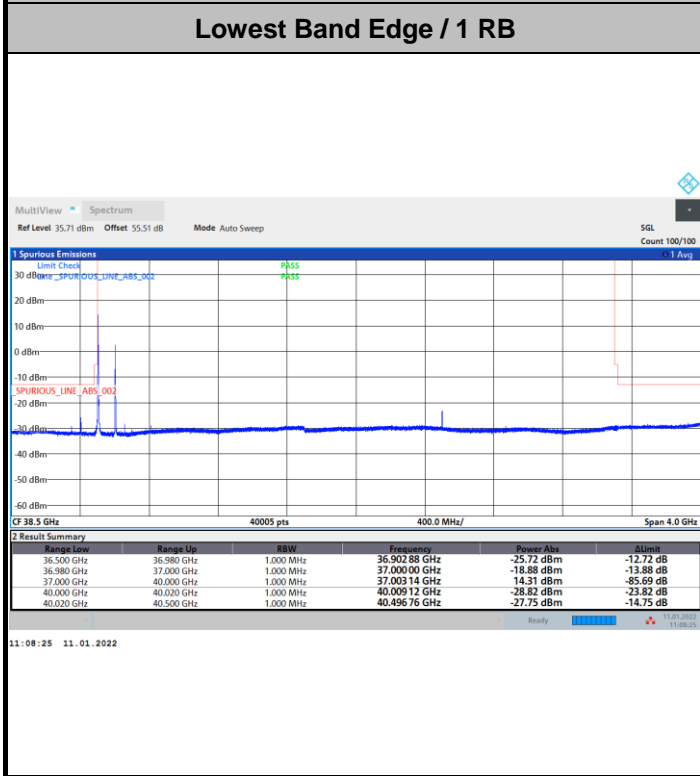


DFT-s-OFDM Module 0

NR Band n260 / 200MHz / BPSK



NR Band n260 / 200MHz / QPSK



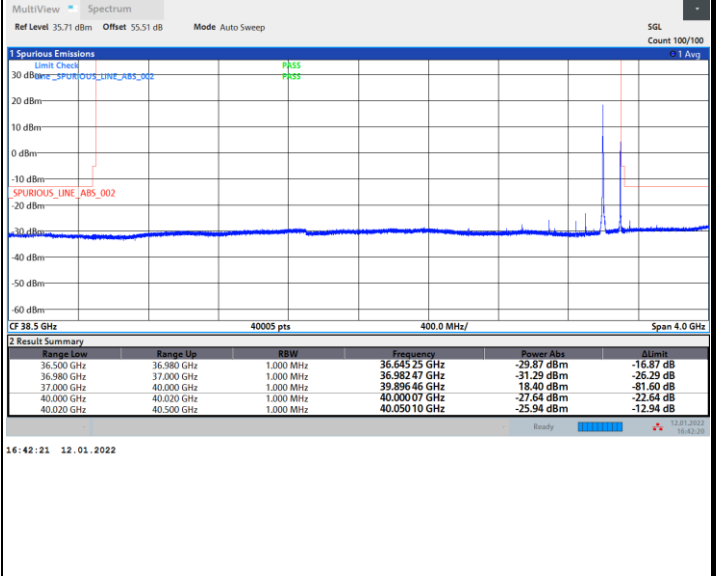
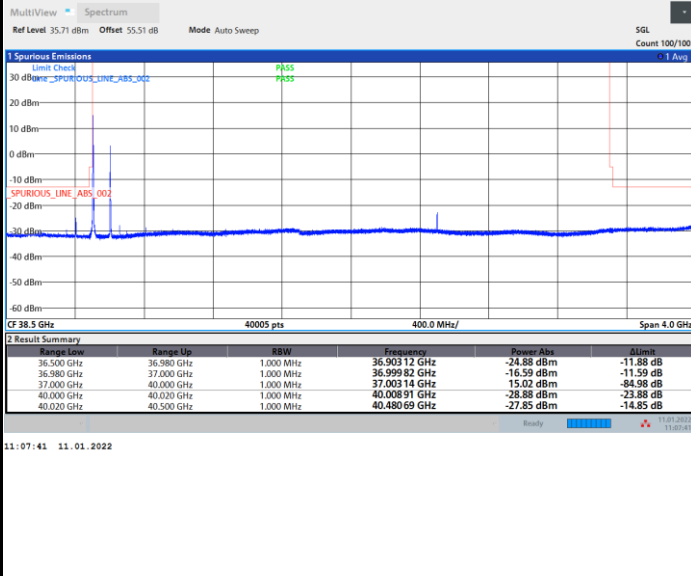


DFT-s-OFDM Module 0

NR Band n260 / 200MHz / 16QAM

Lowest Band Edge / 1 RB

Highest Band Edge / 1 RB



NR Band n260 / 200MHz / 64QAM

Lowest Band Edge / 1 RB

Highest Band Edge / 1 RB

