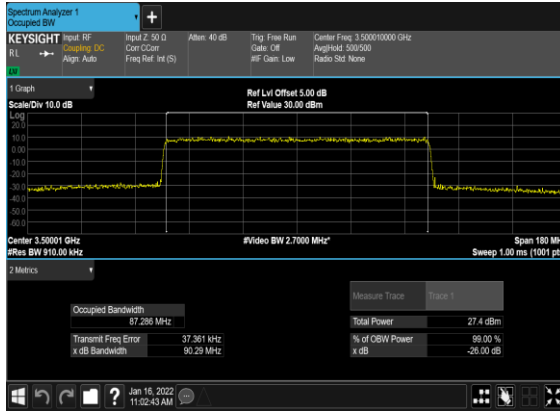
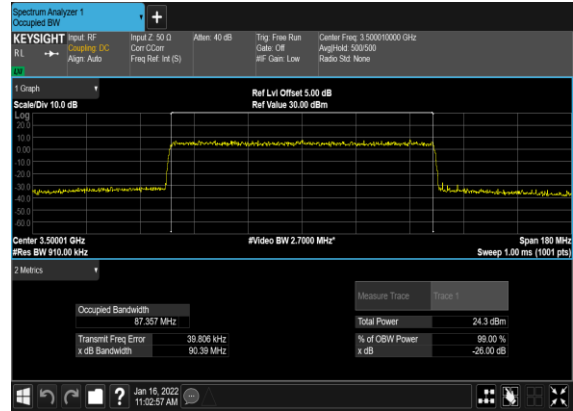


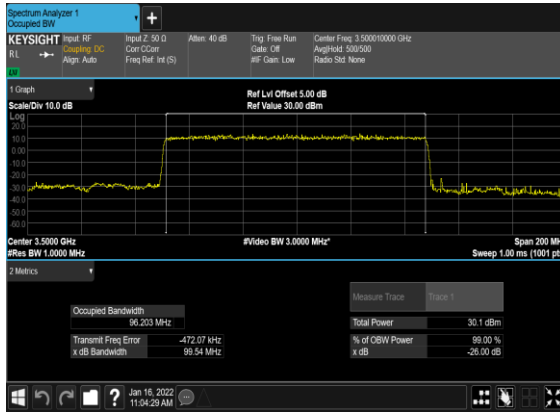
N78(90M)_CP-OFDM_64
QAM_Outer_Full_Mid_CH



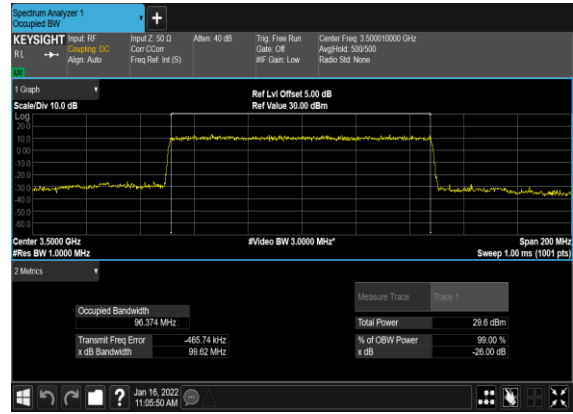
N78(90M)_CP-OFDM_256
QAM_Outer_Full_Mid_CH



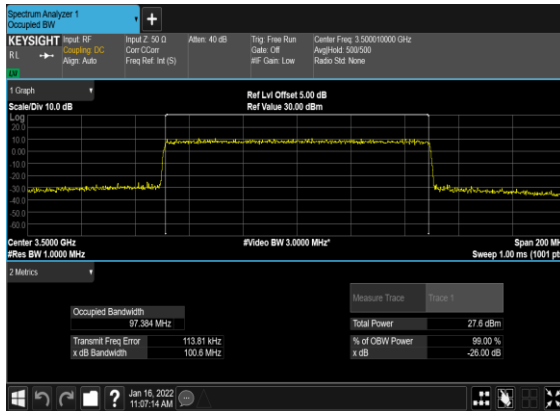
N78(100M)_DFT-s-OFDM_PI_2-
BPSK_Outer_Full_Mid_CH



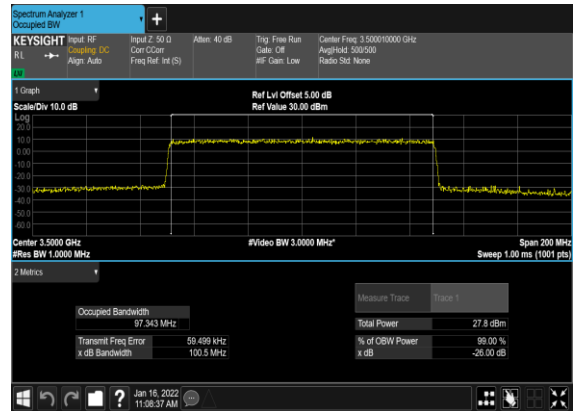
N78(100M)_DFT-s-
OFDM_QPSK_Outer_Full_Mid_CH



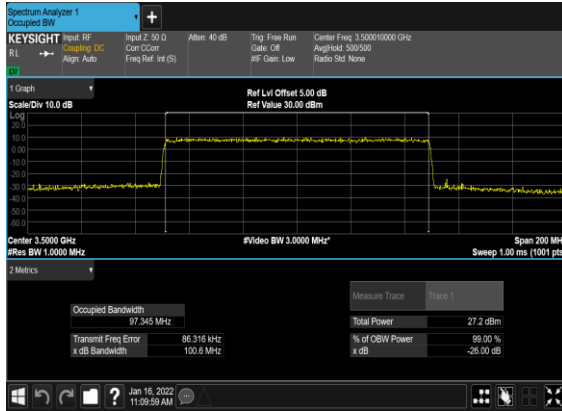
N78(100M)_CP-
OFDM_QPSK_Outer_Full_Mid_CH



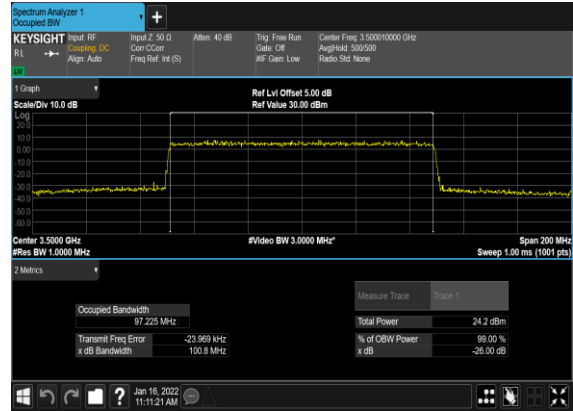
N78(100M)_CP-OFDM_16
QAM_Outer_Full_Mid_CH



N78(100M)_CP-OFDM_64 QAM_Outer_Full_Mid_CH



N78(100M)_CP-OFDM_256 QAM_Outer_Full_Mid_CH

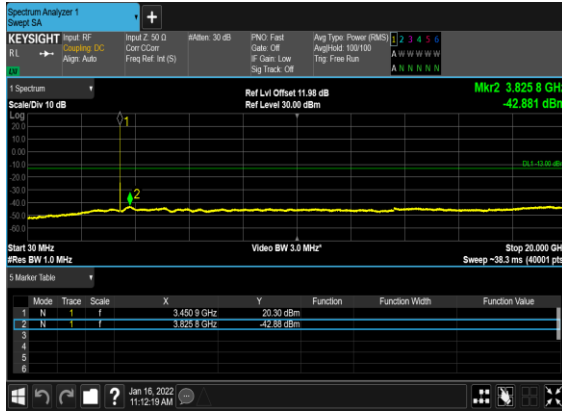


Conducted Spurious Emissions

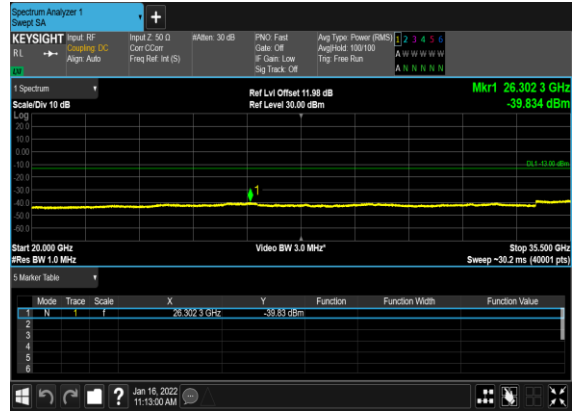
NR Band	SCS (kHz)	Bandwidth (MHz)	Arfcn	Freq (MHz)	Modulation	RB	Result	Verdict
78	30	10	630334	3455.01	DFT-s-OFDM BPSK	1@0	see graph	---
78	30	10	630334	3455.01	DFT-s-OFDM BPSK	1@0	see graph	PASS
78	30	10	630334	3455.01	DFT-s-OFDM BPSK	1@0	see graph	PASS
78	30	10	630334	3455.01	DFT-s-OFDM QPSK	1@0	see graph	---
78	30	10	630334	3455.01	DFT-s-OFDM QPSK	1@0	see graph	PASS
78	30	10	630334	3455.01	DFT-s-OFDM QPSK	1@0	see graph	PASS
78	30	10	633334	3500.01	DFT-s-OFDM BPSK	1@0	see graph	---
78	30	10	633334	3500.01	DFT-s-OFDM BPSK	1@0	see graph	PASS
78	30	10	633334	3500.01	DFT-s-OFDM BPSK	1@0	see graph	PASS
78	30	10	633334	3500.01	DFT-s-OFDM QPSK	1@0	see graph	---
78	30	10	633334	3500.01	DFT-s-OFDM QPSK	1@0	see graph	PASS
78	30	10	633334	3500.01	DFT-s-OFDM QPSK	1@0	see graph	PASS
78	30	10	636332	3544.98	DFT-s-OFDM BPSK	1@0	see graph	---
78	30	10	636332	3544.98	DFT-s-OFDM BPSK	1@0	see graph	PASS
78	30	10	636332	3544.98	DFT-s-OFDM BPSK	1@0	see graph	PASS
78	30	10	636332	3544.98	DFT-s-OFDM QPSK	1@0	see graph	---
78	30	10	636332	3544.98	DFT-s-OFDM QPSK	1@0	see graph	PASS
78	30	10	636332	3544.98	DFT-s-OFDM QPSK	1@0	see graph	PASS
78	30	10	636332	3544.98	DFT-s-OFDM QPSK	1@0	see graph	PASS
78	30	50	631668	3475.02	DFT-s-OFDM BPSK	1@0	see graph	---
78	30	50	631668	3475.02	DFT-s-OFDM BPSK	1@0	see graph	PASS
78	30	50	631668	3475.02	DFT-s-OFDM BPSK	1@0	see graph	PASS
78	30	50	631668	3475.02	DFT-s-OFDM QPSK	1@0	see graph	---
78	30	50	631668	3475.02	DFT-s-OFDM QPSK	1@0	see graph	PASS
78	30	50	631668	3475.02	DFT-s-OFDM QPSK	1@0	see graph	PASS
78	30	50	633334	3500.01	DFT-s-OFDM BPSK	1@0	see graph	---
78	30	50	633334	3500.01	DFT-s-OFDM BPSK	1@0	see graph	PASS
78	30	50	633334	3500.01	DFT-s-OFDM BPSK	1@0	see graph	PASS
78	30	50	633334	3500.01	DFT-s-OFDM QPSK	1@0	see graph	---
78	30	50	633334	3500.01	DFT-s-OFDM QPSK	1@0	see graph	PASS
78	30	50	633334	3500.01	DFT-s-OFDM QPSK	1@0	see graph	PASS
78	30	50	635000	3525.0	DFT-s-OFDM BPSK	1@0	see graph	---
78	30	50	635000	3525.0	DFT-s-OFDM BPSK	1@0	see graph	PASS

78	30	50	635000	3525.0	DFT-s-OFDM BPSK	1@0	see graph	PASS
78	30	50	635000	3525.0	DFT-s-OFDM QPSK	1@0	see graph	---
78	30	50	635000	3525.0	DFT-s-OFDM QPSK	1@0	see graph	PASS
78	30	50	635000	3525.0	DFT-s-OFDM QPSK	1@0	see graph	PASS
78	30	100	633334	3500.01	DFT-s-OFDM BPSK	1@0	see graph	---
78	30	100	633334	3500.01	DFT-s-OFDM BPSK	1@0	see graph	PASS
78	30	100	633334	3500.01	DFT-s-OFDM BPSK	1@0	see graph	PASS
78	30	100	633334	3500.01	DFT-s-OFDM QPSK	1@0	see graph	---
78	30	100	633334	3500.01	DFT-s-OFDM QPSK	1@0	see graph	PASS
78	30	100	633334	3500.01	DFT-s-OFDM QPSK	1@0	see graph	PASS

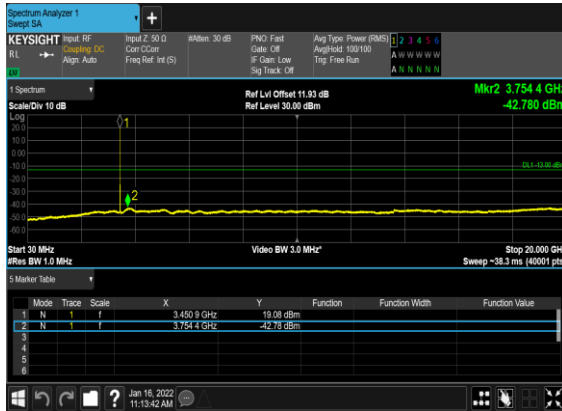
N78(10M)_DFT-s-OFDM_BPSK_Edge_1RB_Left_Low_CH



N78(10M)_DFT-s-OFDM_BPSK_Edge_1RB_Left_Low_CH



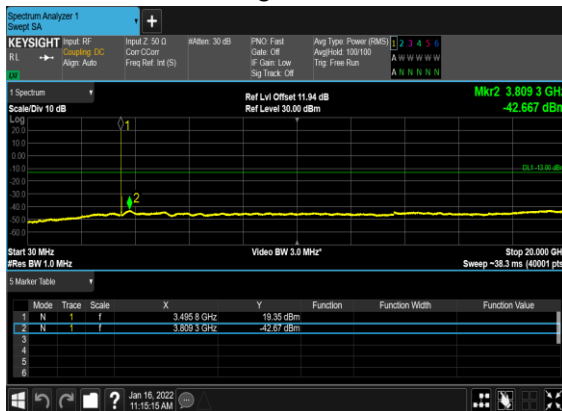
N78(10M)_DFT-s-OFDM_QPSK_Edge_1RB_Left_Low_CH



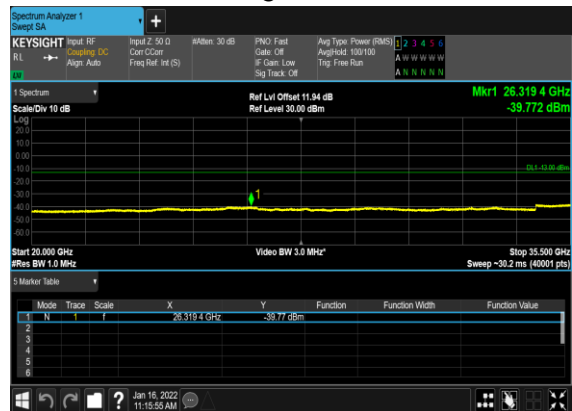
N78(10M)_DFT-s-OFDM_QPSK_Edge_1RB_Left_Low_CH



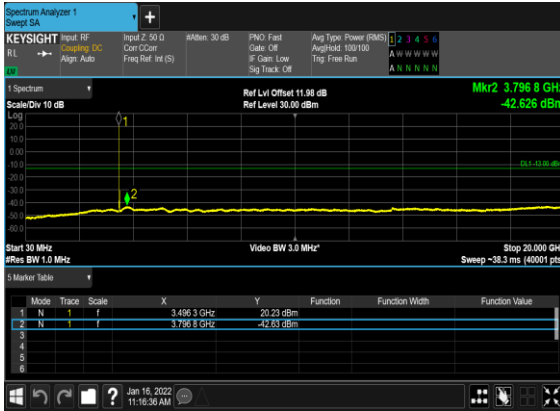
N78(10M)_DFT-s-OFDM_BPSK_Edge_1RB_Left_Mid_CH



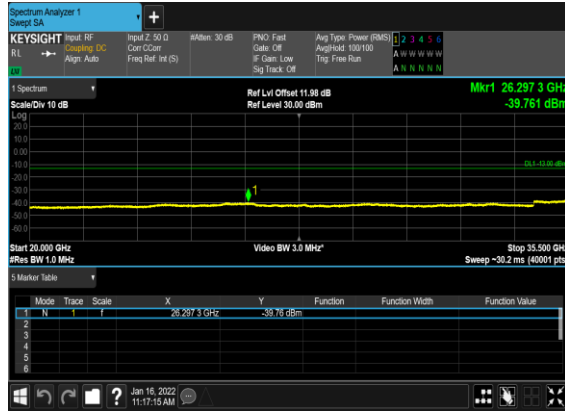
N78(10M)_DFT-s-OFDM_BPSK_Edge_1RB_Left_Mid_CH



N78(10M)_DFT-s-OFDM_QPSK_Edge_1RB_Left_Mid_CH



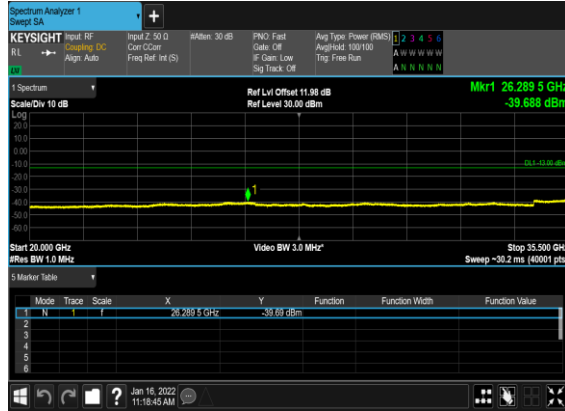
N78(10M)_DFT-s-OFDM_QPSK_Edge_1RB_Left_Mid_CH



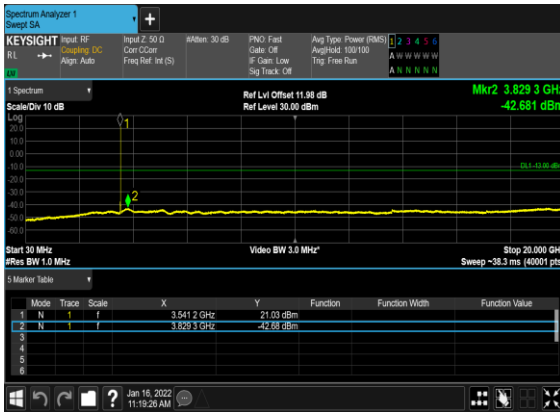
N78(10M)_DFT-s-OFDM_BPSK_Edge_1RB_Left_High_CH



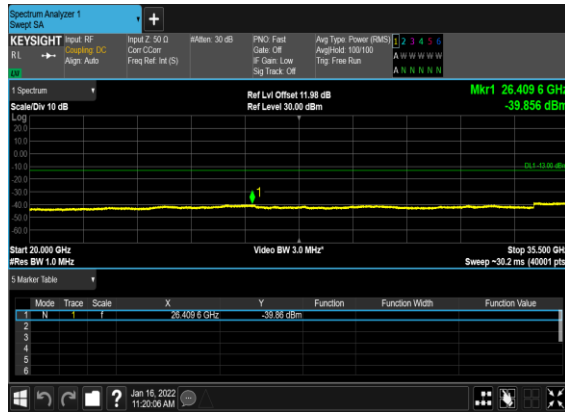
N78(10M)_DFT-s-OFDM_BPSK_Edge_1RB_Left_High_CH



N78(10M)_DFT-s-OFDM_QPSK_Edge_1RB_Left_High_CH



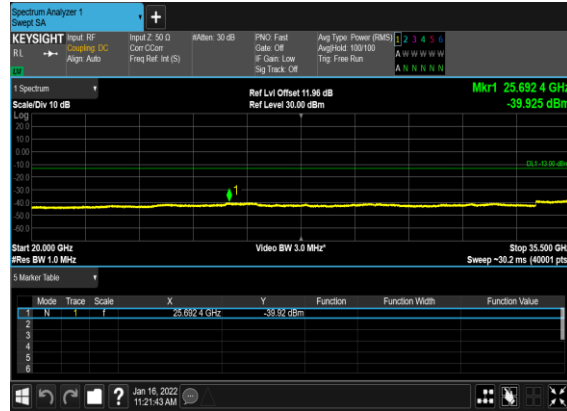
N78(10M)_DFT-s-OFDM_QPSK_Edge_1RB_Left_High_CH



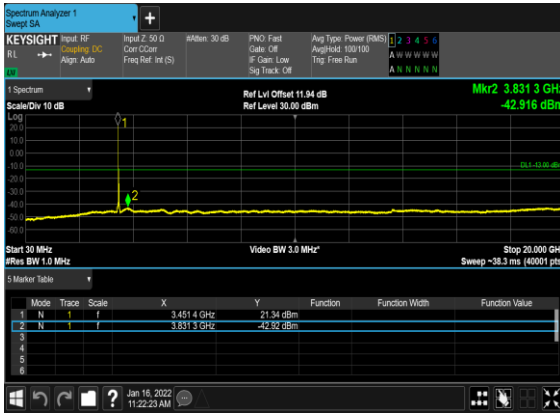
N78(50M)_DFT-s-OFDM_BPSK_Edge_1RB_Left_Low_CH



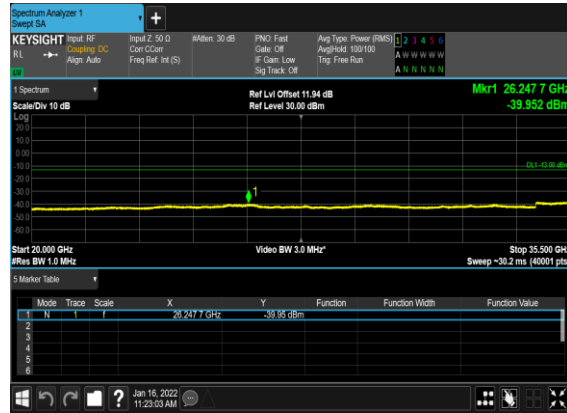
N78(50M)_DFT-s-OFDM_BPSK_Edge_1RB_Left_Low_CH



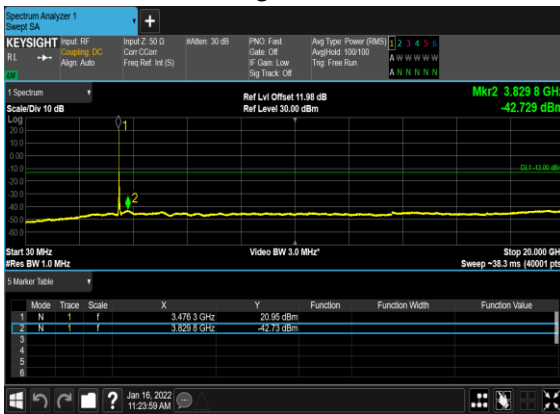
N78(50M)_DFT-s-OFDM_QPSK_Edge_1RB_Left_Low_CH



N78(50M)_DFT-s-OFDM_QPSK_Edge_1RB_Left_Low_CH



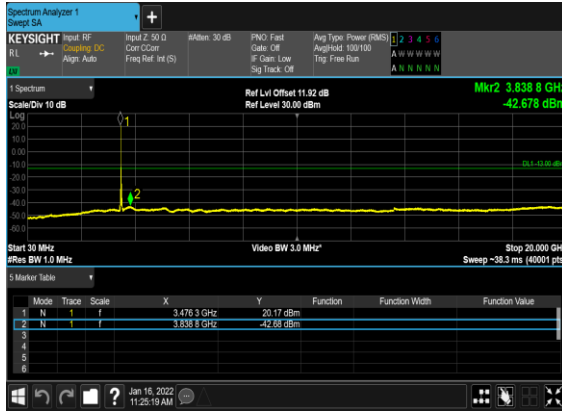
N78(50M)_DFT-s-OFDM_BPSK_Edge_1RB_Left_Mid_CH



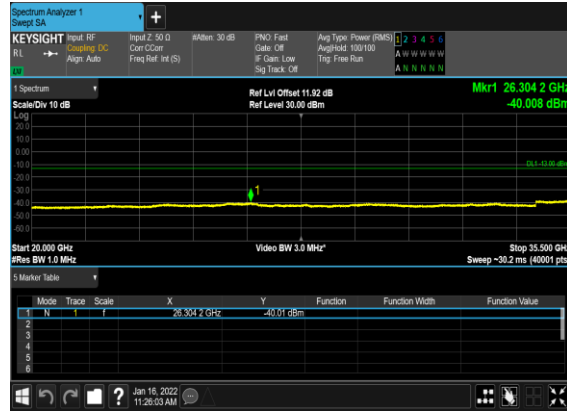
N78(50M)_DFT-s-OFDM_BPSK_Edge_1RB_Left_Mid_CH



N78(50M)_DFT-s-OFDM_QPSK_Edge_1RB_Left_Mid_CH



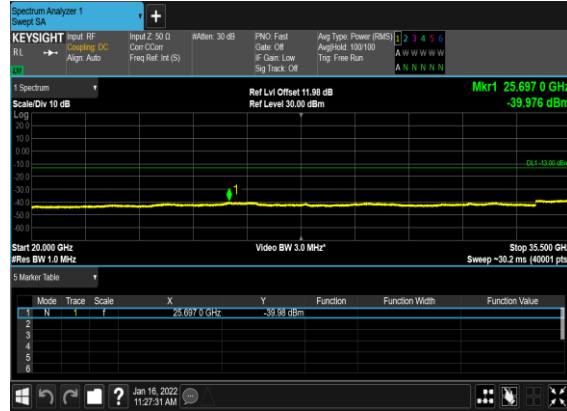
N78(50M)_DFT-s-OFDM_QPSK_Edge_1RB_Left_Mid_CH



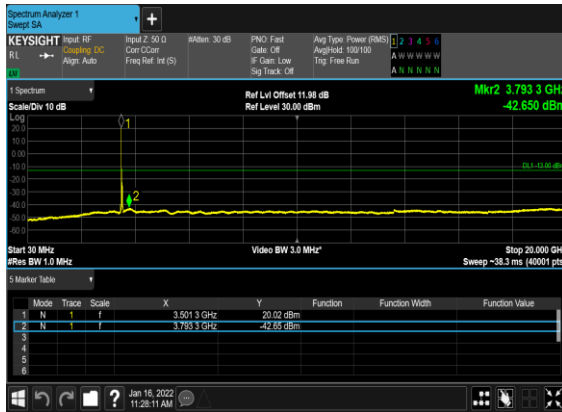
N78(50M)_DFT-s-OFDM_BPSK_Edge_1RB_Left_High_CH



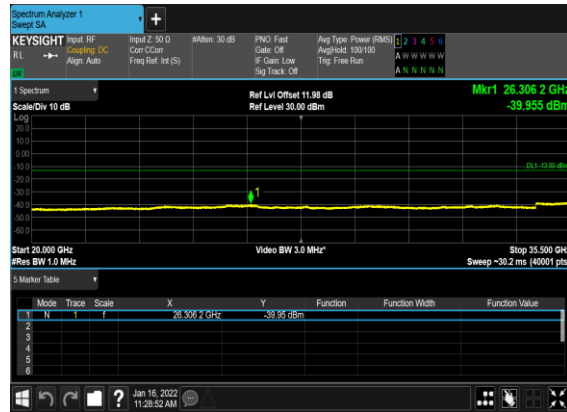
N78(50M)_DFT-s-OFDM_BPSK_Edge_1RB_Left_High_CH



N78(50M)_DFT-s-OFDM_QPSK_Edge_1RB_Left_High_CH



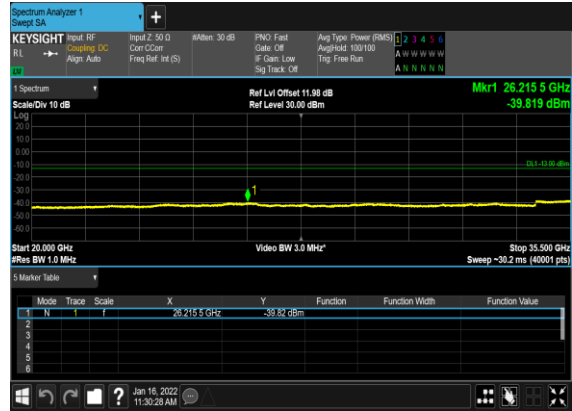
N78(50M)_DFT-s-OFDM_QPSK_Edge_1RB_Left_High_CH



N78(100M)_DFT-s-OFDM_BPSK_Edge_1RB_Left_Mid_CH



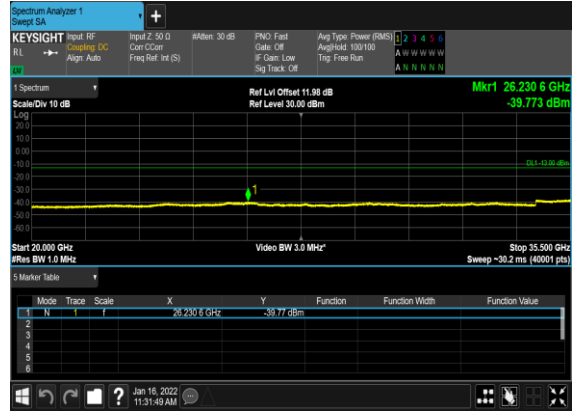
N78(100M)_DFT-s-OFDM_BPSK_Edge_1RB_Left_Mid_CH



N78(100M)_DFT-s-OFDM_QPSK_Edge_1RB_Left_Mid_CH



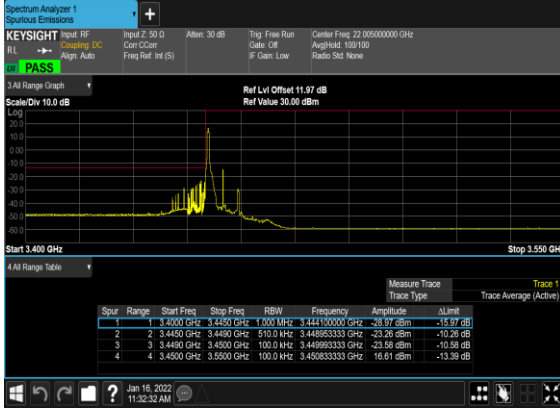
N78(100M)_DFT-s-OFDM_QPSK_Edge_1RB_Left_Mid_CH



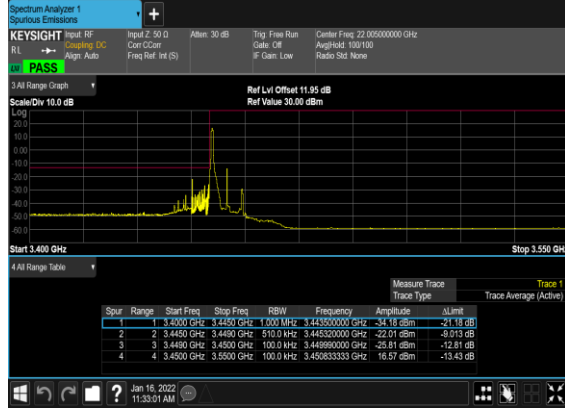
Conducted Band Edge

NR Band	SCS (kHz)	Bandwidth (MHz)	Arfcn	Freq (MHz)	Modulation	RB	Result	Verdict
78	30	10	630334	3455.01	DFT-s-OFDM BPSK	1@0	see graph	PASS
78	30	10	630334	3455.01	DFT-s-OFDM QPSK	1@0	see graph	PASS
78	30	10	630334	3455.01	DFT-s-OFDM BPSK	24@0	see graph	PASS
78	30	10	630334	3455.01	DFT-s-OFDM QPSK	24@0	see graph	PASS
78	30	10	636332	3544.98	DFT-s-OFDM BPSK	1@23	see graph	PASS
78	30	10	636332	3544.98	DFT-s-OFDM QPSK	1@23	see graph	PASS
78	30	10	636332	3544.98	DFT-s-OFDM BPSK	24@0	see graph	PASS
78	30	10	636332	3544.98	DFT-s-OFDM QPSK	24@0	see graph	PASS
78	30	50	631668	3475.02	DFT-s-OFDM BPSK	1@0	see graph	PASS
78	30	50	631668	3475.02	DFT-s-OFDM QPSK	1@0	see graph	PASS
78	30	50	631668	3475.02	DFT-s-OFDM BPSK	128@0	see graph	PASS
78	30	50	631668	3475.02	DFT-s-OFDM QPSK	128@0	see graph	PASS
78	30	50	635000	3525.0	DFT-s-OFDM BPSK	1@132	see graph	PASS
78	30	50	635000	3525.0	DFT-s-OFDM QPSK	1@132	see graph	PASS
78	30	50	635000	3525.0	DFT-s-OFDM BPSK	128@0	see graph	PASS
78	30	50	635000	3525.0	DFT-s-OFDM QPSK	128@0	see graph	PASS
78	30	100	633334	3500.01	DFT-s-OFDM BPSK	1@0	see graph	PASS
78	30	100	633334	3500.01	DFT-s-OFDM QPSK	1@0	see graph	PASS
78	30	100	633334	3500.01	DFT-s-OFDM BPSK	1@272	see graph	PASS
78	30	100	633334	3500.01	DFT-s-OFDM QPSK	1@272	see graph	PASS
78	30	100	633334	3500.01	DFT-s-OFDM BPSK	270@0	see graph	PASS
78	30	100	633334	3500.01	DFT-s-OFDM QPSK	270@0	see graph	PASS

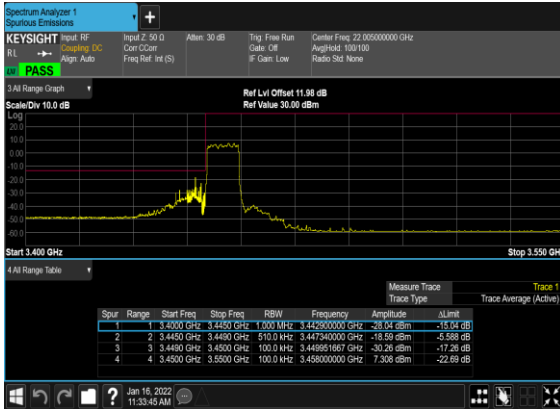
N78(10M)_DFT-s-
OFDM_BPSK_Edge_1RB_Left_Low_CH



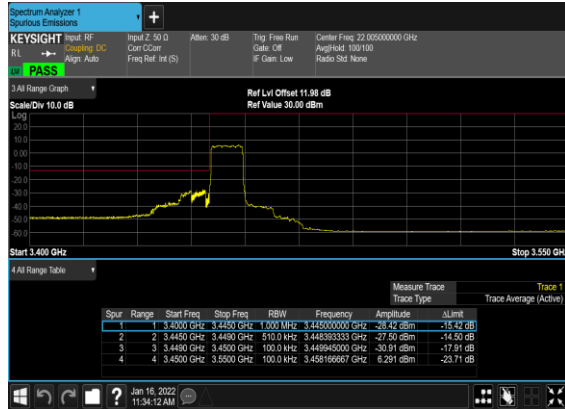
N78(10M)_DFT-s-
OFDM_QPSK_Edge_1RB_Left_Low_CH



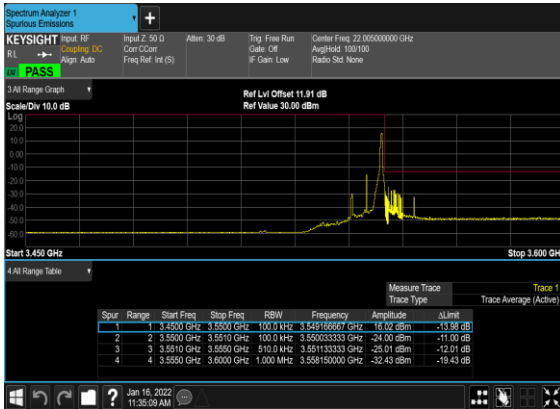
N78(10M)_DFT-s-
OFDM_BPSK_Outer_Full_Low_CH



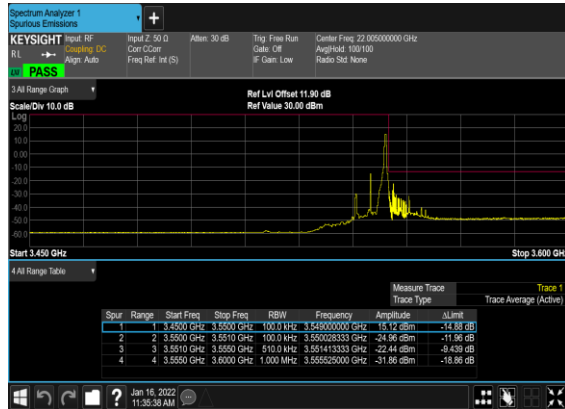
N78(10M)_DFT-s-
OFDM_QPSK_Outer_Full_Low_CH



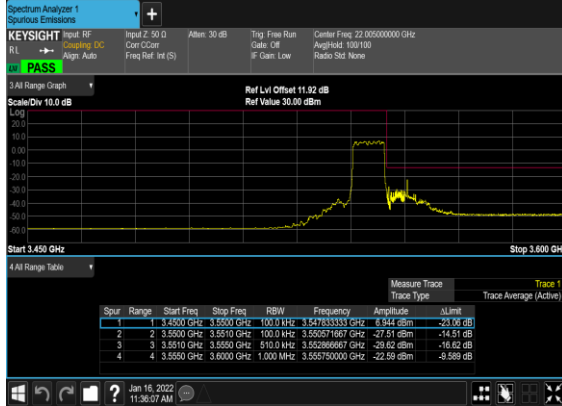
N78(10M)_DFT-s-
OFDM_BPSK_Edge_1RB_Right_High_CH



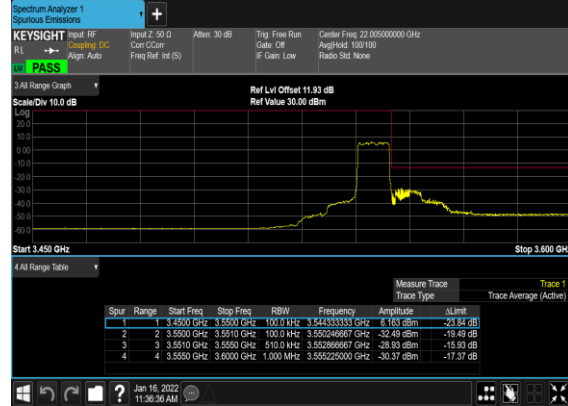
N78(10M)_DFT-s-
OFDM_QPSK_Edge_1RB_Right_High_CH



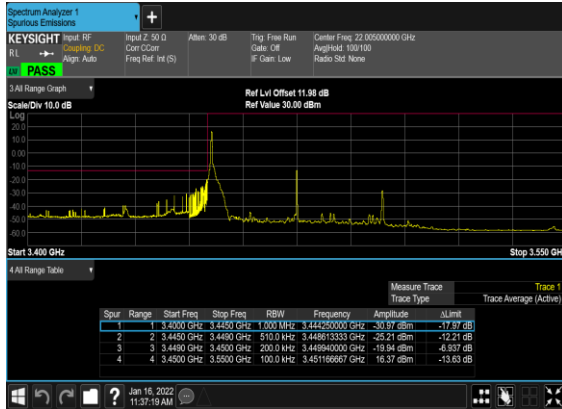
N78(10M)_DFT-s-OFDM_BPSK_Outer_Full_High_CH



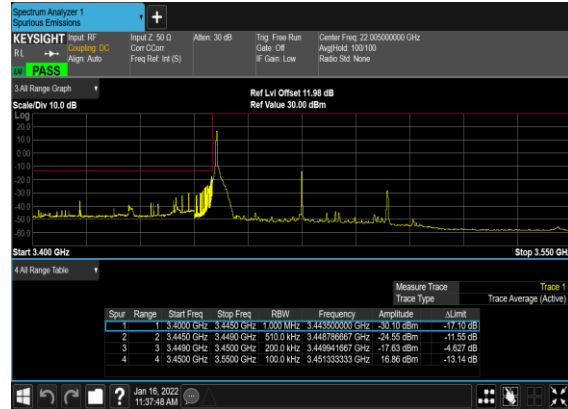
N78(10M)_DFT-s-OFDM_QPSK_Outer_Full_High_CH



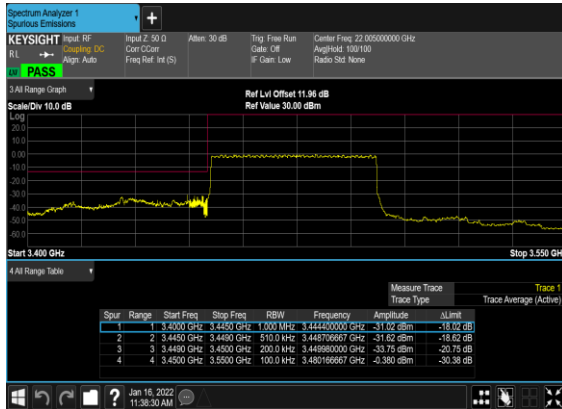
N78(50M)_DFT-s-OFDM_BPSK_Edge_1RB_Left_Low_CH



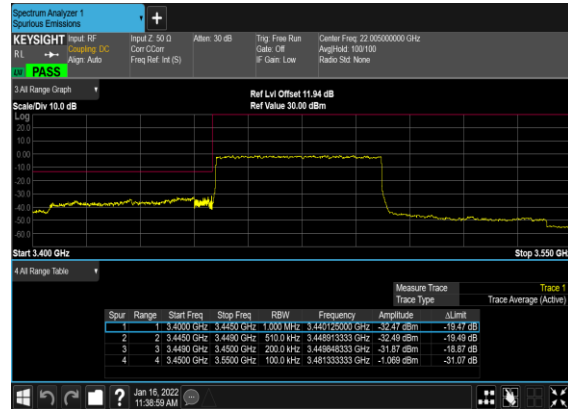
N78(50M)_DFT-s-OFDM_QPSK_Edge_1RB_Left_Low_CH



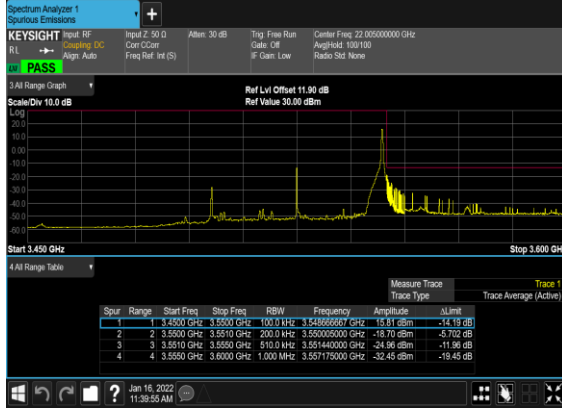
N78(50M)_DFT-s-OFDM_BPSK_Outer_Full_Low_CH



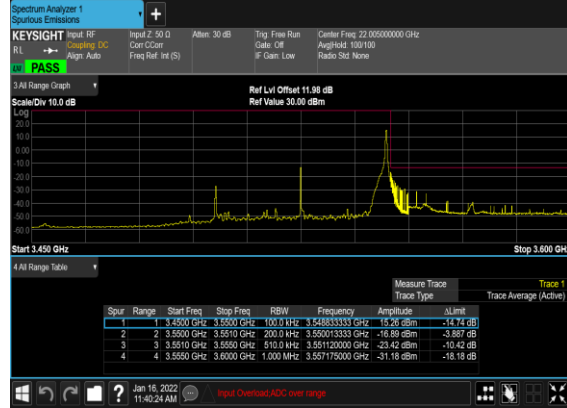
N78(50M)_DFT-s-OFDM_QPSK_Outer_Full_Low_CH



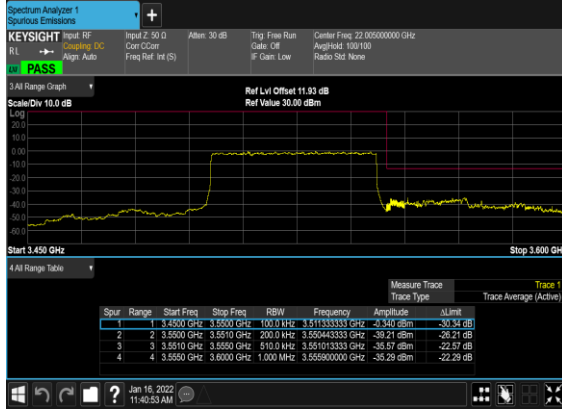
N78(50M)_DFT-s-OFDM_BPSK_Edge_1RB_Right_High_CH



N78(50M)_DFT-s-OFDM_QPSK_Edge_1RB_Right_High_CH



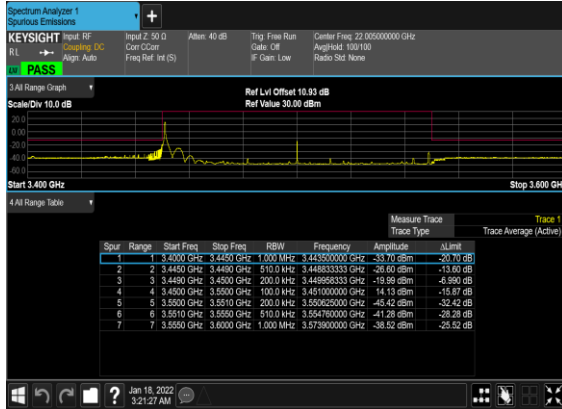
N78(50M)_DFT-s-OFDM_BPSK_Outer_Full_High_CH



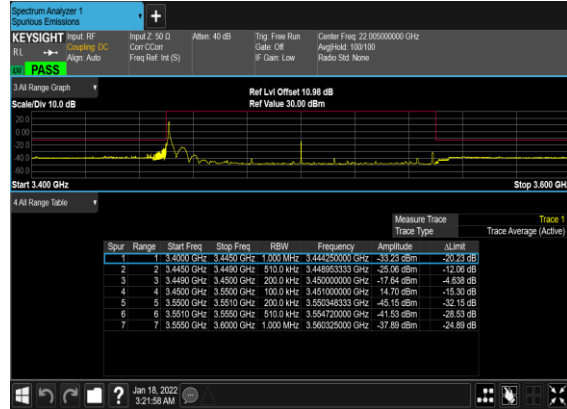
N78(50M)_DFT-s-OFDM_QPSK_Outer_Full_High_CH



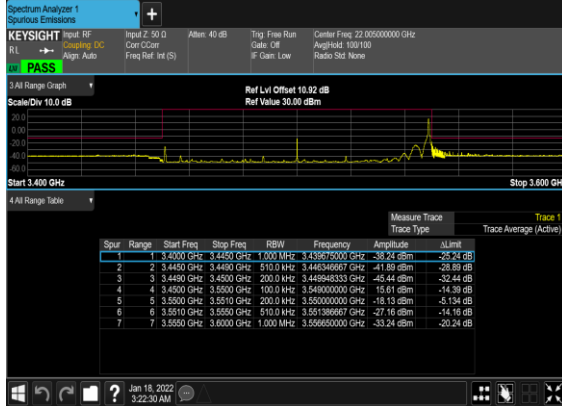
N78(100M)_DFT-s-OFDM_BPSK_Edge_1RB_Left_Mid_CH



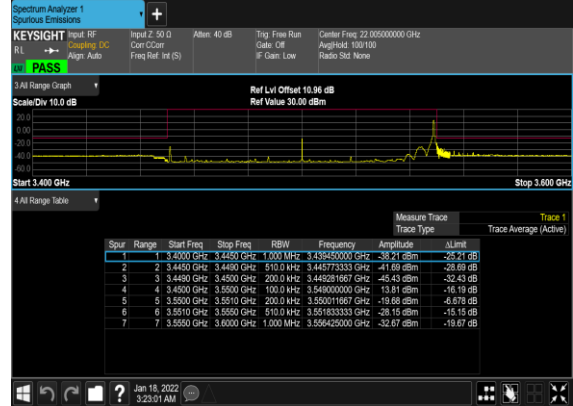
N78(100M)_DFT-s-OFDM_QPSK_Edge_1RB_Left_Mid_CH



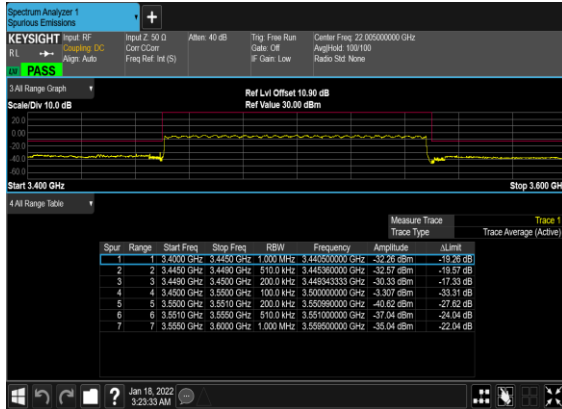
N78(100M)_DFT-s-OFDM_BPSK_Edge_1RB_Right_Mid_CH



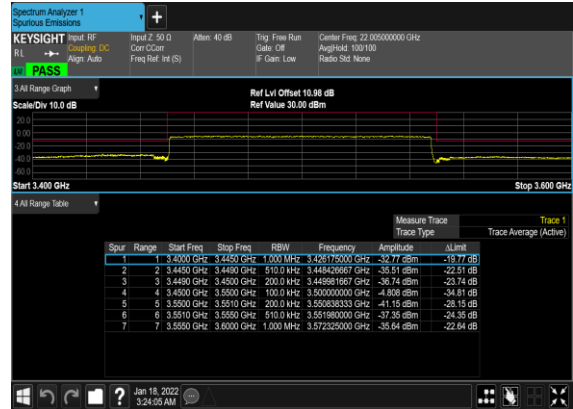
N78(100M)_DFT-s-OFDM_QPSK_Edge_1RB_Right_Mid_CH



N78(100M)_DFT-s-OFDM_BPSK_Outer_Full_Mid_CH



N78(100M)_DFT-s-OFDM_QPSK_Outer_Full_Mid_CH



Appendix B. Test Results of Radiated Test

Radiated Spurious Emission

Test Engineer :	KuangJia/WenBo Xiao	Temperature :	22~25°C
		Relative Humidity :	48~52%

SA n77 / 100MHz / DFTs OFDM-QPSK for Antenna 2								
Channel	Frequency (MHz)	EIRP (dBm)	Limit (dBm)	Over Limit (dB)	S.G. Power (dBm)	TX Cable loss (dB)	TX Antenna Gain (dBi)	Polarization (H/V)
Middle	6900	-44.16	-13	-31.16	-54.64	2.76	13.24	H
	10356	-60.86	-13	-47.86	-70.45	3.42	13.01	H
	13820	-62.19	-13	-49.19	-71.80	3.83	13.44	H
	6900	-45.98	-13	-32.98	-56.42	2.80	13.24	V
	10365	-61.63	-13	-48.63	-71.18	3.46	13.01	V
	13820	-62.92	-13	-49.92	-72.48	3.88	13.44	V

Remark: Spurious emissions within 30-1000MHz were found more than 20dB below limit line.

EN-DC_7A_n77A / LTE 10MHz + NR 100MHz / QPSK / ANT0(LTE) & ANT2(NR)								
Channel	Frequency (MHz)	EIRP (dBm)	Limit (dBm)	Over Limit (dB)	S.G. Power (dBm)	TX Cable loss (dB)	TX Antenna Gain (dBi)	Polarization (H/V)
Middle	6900	-51.67	-13	-38.67	-62.15	2.76	13.24	H
	10365	-62.15	-13	-49.15	-71.74	3.42	13.01	H
	13820	-62.57	-13	-49.57	-72.18	3.83	13.44	H
	6900	-56.18	-13	-43.18	-66.62	2.80	13.24	V
	10365	-62.20	-13	-49.20	-71.75	3.46	13.01	V
	13820	-62.74	-13	-49.74	-72.30	3.88	13.44	V

Remark: Spurious emissions within 30-1000MHz were found more than 20dB below limit line.

EN-DC_30A_n77A / LTE 10MHz + NR 100MHz / QPSK / ANT0(LTE) & ANT2(NR)								
Channel	Frequency (MHz)	ERP (dBm)	Limit (dBm)	Over Limit (dB)	S.G. Power (dBm)	TX Cable loss (dB)	TX Antenna Gain (dBi)	Polarization (H/V)
Middle	6900	-52.49	-13	-39.49	-62.97	2.76	13.24	H
	10365	-61.85	-13	-48.85	-71.44	3.42	13.01	H
	13820	-62.28	-13	-49.28	-71.89	3.83	13.44	H
	6900	-57.67	-13	-44.67	-68.11	2.80	13.24	V
	10365	-61.32	-13	-48.32	-70.87	3.46	13.01	V
	13824	-62.30	-13	-49.30	-71.86	3.88	13.44	V

Remark: Spurious emissions within 30-1000MHz were found more than 20dB below limit line.



SA n78 / 100MHz / DFTs OFDM-QPSK for Ant 2								
Channel	Frequency (MHz)	EIRP (dBm)	Limit (dBm)	Over Limit (dB)	S.G. Power (dBm)	TX Cable loss (dB)	TX Antenna Gain (dBi)	Polarization (H/V)
Middle	7008	-39.67	-13	-26.67	-50.15	2.76	13.24	H
	10515	-61.30	-13	-48.30	-70.89	3.42	13.01	H
	14004	-57.58	-13	-44.58	-67.19	3.83	13.44	H
	7008	-46.72	-13	-33.72	-57.16	2.80	13.24	V
	10512	-61.40	-13	-48.40	-70.95	3.46	13.01	V
	14020	-63.33	-13	-50.33	-72.89	3.88	13.44	V

Remark: Spurious emissions within 30-1000MHz were found more than 20dB below limit line.

———— THE END ————