

**Appendix D. SAR Test Setup Photos**


**Head Exposure Condition**



**Right Cheek, Test Separation 0 mm**



**Right Tilted, Test Separation 0 mm**



**Left Cheek, Test Separation 0 mm**



**Left Tilted, Test Separation 0 mm**

Hotspot Exposure Condition



Front, Test Separation 5 mm




Back, Test Separation 5 mm




Left Side, Test Separation 5 mm



Right Side, Test Separation 5 mm



Top Side, Test Separation 5 mm



Bottom Side, Test Separation 5 mm


Body-worn Exposure Condition




Front, Test Separation 5 mm



Back, Test Separation 5 mm



Front with headset, Test Separation 5 mm



Back with headset, Test Separation 5 mm

Sensor off



Front, Test Separation 19 mm



Back, Test Separation 22 mm


Product Specific 10g SAR




Front, Test Separation 0 mm




Back, Test Separation 0 mm




Left Side, Test Separation 0 mm



Right Side, Test Separation 0 mm



Top Side, Test Separation 0 mm



Bottom Side, Test Separation 0 mm


Sensor off



Front, Test Separation 9 mm




Back, Test Separation 14 mm




Front, Test Separation 2 mm



Back, Test Separation 4 mm



Left Side, Test Separation 5 mm



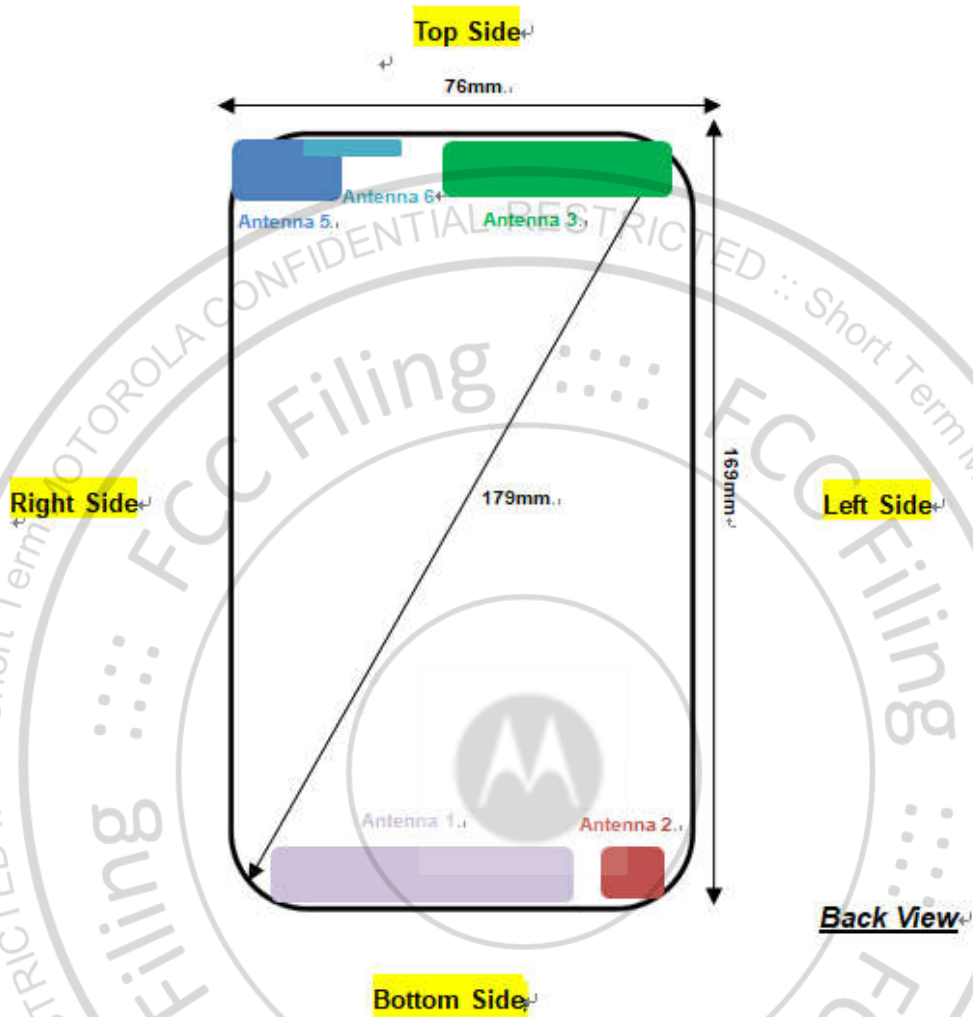
Bottom Side, Test Separation 10 mm



Bottom Side, Test Separation 6 mm



### Antenna Location



Antenna	Support Band
Antenna 1	GSM: 850/1900<TX/RX> WCDMA: B2/B4/B5<TX/RX> LTE: B2/B4/B5 /B12/B13/B14/B17/B25/B26 /B66/B71<TX/RX>
Antenna 2	LTE: B7/B30/B38/B41 <TX/RX>
Antenna 3	WCDMA: B5<TX/RX> LTE: B5 /B12/B13/B14/B17 /B26 /B71<TX/RX>
Antenna 5	Bluetooth <TX/RX> WIFI 2.4G <TX/RX>
Antenna 6	WIFI 5G<TX/RX>