



**CENTRE OF TESTING SERVICE  
INTERNATIONAL**

**OPERATE ACCORDING TO ISO/IEC 17025**

# **FCC ID TEST REPORT**

**TEST REPORT NUMBER : CGZ3140303-00159-EF**



**CENTRE OF TESTING SERVICE CO., LTD.**

A101, No.65, Zhuji Highway, Tianhe District, Guangzhou, China



<b>TEST REPORT For FCC ID</b>	
<b>47 CFR PART 15 OCT, 2013</b>	
<b>Report Reference No.</b> .....	<b>CGZ3140303-00159-EF</b>
<b>Date of issue</b> .....	27 March 2014
<b>Testing Laboratory Name</b> .....	<b>CENTRE OF TESTING SERVICE CO., LTD.</b>
<b>Address</b> .....	A101, No.65, Zhuji Highway, Tianhe District, Guangzhou, China
<b>Testing location/ procedure</b> .....	Full application of Harmonised standards <input checked="" type="checkbox"/> Partial application of Harmonised standards <input type="checkbox"/> Other standard testing method <input type="checkbox"/>
<b>Applicant's name</b> .....	Spectra Merchandising International Inc.
<b>Address</b> .....	4230 North Normandy Avenue, Chicago, IL 60634, USA
<b>Test specification</b> .....	
<b>Standard</b> .....	<b>47 CFR PART 15 OCT, 2013, ANSI C63.4-2009</b>
<b>Test Report Form No.</b> .....	CTSEMC-1.0
<b>TRF Originator</b> .....	CENTRE OF TESTING SERVICE CO., LTD.
<b>Master TRF</b> .....	Dated 2009-01
<b>CENTRE OF TESTING SERVICE CO., LTD. All rights reserved.</b> This publication may be reproduced in whole or in part for non-commercial purposes as long as the CENTRE OF TESTING SERVICE CO., LTD is acknowledged as copyright owner and source of the material. CENTRE OF TESTING SERVICE CO., LTD takes no responsibility for and will not assume liability for damages resulting from the reader's interpretation of the reproduced material due to its placement and context.	
<b>Test item description</b> .....	: Radio Controlled Weather Station Alarm Clock
<b>Trade Mark</b> .....	First Alert
<b>Manufacturer</b> .....	Fuzhou Rise Electronic Co., Ltd.
<b>Model/Type reference</b> .....	SFA2650
<b>Ratings</b> .....	Battery 1.5V*3 or DC 4.5V by adapter Adapter Input: 120V/60Hz, Output: DC 4.5V
<b>Operating Frequency</b> .....	433.98 MHz (RX)
<b>Result</b> .....	<b>PASSED</b>

Compiled by:

Kate zhang / Fileadministrators

Supervised by:

Duke yang / Technique principal

Approved by:

Vincent yao / Manager

Copyright of this report is owned by Centre of Testing Service and may not be reproduced other than in full except with the written approval of the issuing Company.

**CENTRE OF TESTING SERVICE CO., LTD.**

A101, No.65, Zhuji Highway, Tianhe District, Guangzhou, China

Tel: +86-20-85543113 (32 lines)

Fax: +86-20-38780406

Complaint line: +86-20-85533471

E-mail: cts@cts-lab.com.cn

See Reverse For Terms And Conditions of Service



## FCC ID -- T E S T R E P O R T

<b>Test Report No. :</b>	<b>CGZ3140303-00159-EF</b>	<u>27 March 2014</u> Date of issue
--------------------------	----------------------------	---------------------------------------

Type / Model.....	SFA2650
EUT.....	Radio Controlled Weather Station Alarm Clock
<b>Applicant</b> .....	Spectra Merchandising International Inc.
Address.....	4230 North Normandy Avenue, Chicago, IL 60634, USA
Telephone.....	+773-2028408
Fax.....	+773-2028409
Contact.....	Mr.Ronald Shulda
<b>Manufacturer</b> .....	Fuzhou Rise Electronic Co.,Ltd.
Address.....	/
Telephone.....	/
Fax.....	/
Contact.....	/
<b>Factory</b> .....	Fuzhou Rise Electronic Co.,Ltd.
Address.....	/
Telephone.....	/
Fax.....	/
Contact.....	/

The test report merely corresponds to the test sample.  
It is not permitted to copy extracts of these test result without the written permission of the test laboratory.

Copyright of this report is owned by Centre of Testing Service and may not be reproduced other than in full except with the written approval of the issuing Company.

### CENTRE OF TESTING SERVICE CO., LTD.

A101, No.65, Zhuji Highway,Tianhe District, Guangzhou, China

Tel: +86-20-85543113 (32 lines)

Fax: +86-20-38780406

Complaint line: +86-20-85533471

E-mail: cts@cts-lab.com.cn

See Reverse For Terms And Conditions of Service



## TABLE OF CONTENTS

Description	Page
1. TEST STANDARDS.....	4
2. SUMMARY .....	4
2.1 GENERAL REMARKS .....	4
2.2 FINAL ASSESSMENT .....	4
3. EQUIPMENT UNDER TEST .....	5
3.1 POWER SUPPLY SYSTEM UTILISED.....	5
3.2 SHORT DESCRIPTION OF THE EQUIPMENT UNDER TEST (EUT).....	5
3.3 EUT OPERATION MODE .....	5
3.4 EUT CONFIGURATION.....	6
4. TEST ENVIRONMENT .....	7
4.1 ADDRESS OF THE TEST LABORATORY.....	7
4.2 TEST FACILITY .....	7
4.3 ENVIRONMENTAL CONDITIONS .....	7
4.4 DEFINITIONS OF SYMBOLS USED IN THIS TEST REPORT .....	7
4.5 STATEMENT OF THE MEASUREMENT UNCERTAINTY .....	7
4.6 MEASUREMENT UNCERTAINTY .....	8
5. Summary of standards and results .....	8
5.1.DESCRPTION OF STANDARDS AND RESULTS .....	8
6. Power Line Conducted Emission Test .....	9
6.1.1 DESCRIPTION OF THE TEST LOCATION .....	9
6.1.2TEST EQUIPMENT.....	9
6.2.1 BLOCK DIAGRAM OF TEST SETUP.....	9
6.2.2 DESCRIPTION OF THE TEST SET-UP .....	9
6.2.3 LIMITS OF DISTURBANCE (CLASS B) .....	10
6.2.4 POWER LINE CONDUCTED EMISSION TEST RESULTS .....	10
7. Radiated disturbance (electric field) .....	13
7.1.TEST EQUIPMENT.....	13
7.2.BLOCK DIAGRAM OF TEST SETUP .....	13
7.3.RADIATED EMISSION LIMIT STANDARD: FCC 109 .....	14
7.4.TEST PROCEDURE .....	14
7.5.RADIATED EMISSION TEST RESULTS .....	14
8. Manufacturer/ Approval holder Declaration .....	19

Copyright of this report is owned by Centre of Testing Service and may not be reproduced other than in full except with the written approval of the issuing Company.

### CENTRE OF TESTING SERVICE CO., LTD.

A101, No.65, Zhuji Highway,Tianhe District, Guangzhou, China

Tel: +86-20-85543113 (32 lines)

Fax: +86-20-38780406

Complaint line: +86-20-85533471

E-mail: cts@cts-lab.com.cn

See Reverse For Terms And Conditions of Service



## 1. TEST STANDARDS

The tests were performed according to following standards:

- 47 CFR PART 15 OCT, 2013
- ANSI C63.4-2009

## 2. SUMMARY

### 2.1 GENERAL REMARKS

Date of receipt of test sample	03 March 2014
Testing commenced on	03~26 March 2014
Testing concluded on	27 March 2014

### 2.2 FINAL ASSESSMENT

The FCC requirements pertaining to the technical standards and tested operation modes are

- ☒ - fulfilled.
- ☐ - **not** fulfilled.

The equipment under test

- ☒ - fulfils the FCC requirements cited on page 1.
- ☐ - **does not** fulfil the FCC requirements cited on page 1.

Copyright of this report is owned by Centre of Testing Service and may not be reproduced other than in full except with the written approval of the issuing Company.

#### CENTRE OF TESTING SERVICE CO., LTD.

A101, No.65, Zhuji Highway, Tianhe District, Guangzhou, China

Tel: +86-20-85543113 (32 lines)

Fax: +86-20-38780406

Complaint line: +86-20-85533471

E-mail: cts@cts-lab.com.cn

See Reverse For Terms And Conditions of Service



### 3. EQUIPMENT UNDER TEST

#### 3.1 Power supply system utilised

Power supply voltage : ☒ AC 120V/60Hz for Adapter, EUT DC 4.5V by adapter  
☐ Other

#### 3.2 Short description of the Equipment under Test (EUT)

Number of tested samples: 1  
Serial number: Prototype  
EUT type: Receiver

#### 3.3 EUT operation mode

The equipment under test was operated during the measurement under the following conditions:

For Radiation emission:

☒ -RX

Operation mode 1: RX

Note: X position of EUT is the worst case, so only these test results be recorded in the test report.



### 3.4 EUT configuration

#### 3.4.1. Description of configuration (EUT)

Description	:	Radio Controlled Weather Station Alarm Clock
Model Number	:	SFA2650
Operation frequency	:	433.98MHz
Radio Technology	:	ASK
Modulation Technology	:	ASK modulation
Antenna	:	Internal Antenna

#### 3.4.2. Tested Supporting System Details

##### 3.4.1. Transmitter

M/N	:	SFA2650
S/N	:	N/A
Manufacturer	:	Spectra Merchandising International Inc.
Mode	:	Continued transmitting with amplitude
FCC ID	:	IGFSFA2650-TX

Copyright of this report is owned by Centre of Testing Service and may not be reproduced other than in full except with the written approval of the issuing Company.

#### CENTRE OF TESTING SERVICE CO., LTD.

A101, No.65, Zhuji Highway, Tianhe District, Guangzhou, China

Tel: +86-20-85543113 (32 lines)

Fax: +86-20-38780406

Complaint line: +86-20-85533471

E-mail: cts@cts-lab.com.cn

See Reverse For Terms And Conditions of Service

## 4. TEST ENVIRONMENT

### 4.1 Address of the test laboratory

A101, No.65, Zhuji Highway, Tianhe District, Guangzhou, China

Tel: +86-20-85543113 (32 lines)

Fax: +86-20-38780406

### 4.2 Test facility

The test facility is recognized, certified, or accredited by the following organizations:

#### CNAS-Lab Code: L3394

CENTRE OF TESTING SERVICE CO., LTD has been assessed and proved to be in compliance with CNAS-CL01: 2006 Accreditation Criteria for Testing and Calibration Laboratories (identical to ISO/IEC 17025: 2005 General Requirements) for the Competence of Testing and Calibration Laboratories.

#### IC-Registration No.: 8374A

The 3m Alternate Test Site of CENTRE OF TESTING SERVICE CO., LTD has been registered by Certification and Engineering Bureau of Industry Canada for the performance of radiated measurements with Registration No. 8374A on June 6, 2011 .

#### FCC-Registration No.: 971995

CENTRE OF TESTING SERVICE CO., LTD, EMC Laboratory has been registered and fully described in a report filed with the FCC (Federal Communications Commission). The acceptance letter from the FCC is maintained in our files. Registration No. 971995, July 13, 2012.

### 4.3 Environmental conditions

During the measurement the environmental conditions were within the listed ranges:

Temperature:	15~35 ° C
Humidity:	25~75 %
Atmospheric pressure:	86~106 kPa

### 4.4 Definitions of symbols used in this test report

- - The black square indicates that the listed condition, standard or equipment is applicable for this report.
- - The empty square indicates that the listed condition, standard or equipment is **not** applicable for this report.

### 4.5 Statement of the measurement uncertainty

The data and results referenced in this document are true and accurate. The reader is cautioned that there may be errors within the calibration limits of the equipment and facilities. The measurement uncertainty was calculated for all measurements listed in this test report acc. to CISPR 16 - 4 "Specification for radio disturbance and immunity measuring apparatus and methods – Part 4: Uncertainty in EMC Measurements" and is documented in the CTS quality system acc. to DIN EN ISO/IEC 17025. Furthermore, component and process variability of devices similar to that tested may result in additional deviation. The manufacturer has the sole responsibility of continued compliance of the device.

Copyright of this report is owned by Centre of Testing Service and may not be reproduced other than in full except with the written approval of the issuing Company.

#### CENTRE OF TESTING SERVICE CO., LTD.

A101, No.65, Zhuji Highway, Tianhe District, Guangzhou, China

Tel: +86-20-85543113 (32 lines)

Fax: +86-20-38780406

Complaint line: +86-20-85533471

E-mail: cts@cts-lab.com.cn

See Reverse For Terms And Conditions of Service





#### 4.6 Measurement Uncertainty

Test Item	Frequency Range	Uncertainty	Note
Conduction disturbance	150kHz~30MHz	$\pm 1.22\text{dB}$	(1)
Power disturbance	30MHz~300MHz	$\pm 1.38\text{dB}$	(1)
Radiation emission (3m)	30MHz~300MHz	$\pm 3.14\text{dB}$	(1)
	300MHz~1000MHz	$\pm 3.18\text{dB}$	(1)
	1GHz~18GHz	$\pm 3.54\text{dB}$	(1)

(1). This uncertainty represents an expanded uncertainty expressed at approximately the 95% confidence level using a coverage factor of  $k=2$ .

## 5. Summary of standards and results

### 5.1. Description of Standards and Results

The EUT have been tested according to the applicable standards as referenced below.

EMISSION		
Description of Test Item	Standard	Results
Conducted Emission Test	ANSI C63.4-2009 FCC Part 15 B:15.107	PASSED
Radiated Emission Test	ANSI C63.4-2009 FCC Part 15 B:15.109	PASSED
N/A is an abbreviation for Not Applicable.		

Copyright of this report is owned by Centre of Testing Service and may not be reproduced other than in full except with the written approval of the issuing Company.

#### CENTRE OF TESTING SERVICE CO., LTD.

A101, No.65, Zhuji Highway, Tianhe District, Guangzhou, China

Tel: +86-20-85543113 (32 lines)

Fax: +86-20-38780406

Complaint line: +86-20-85533471

E-mail: cts@cts-lab.com.cn

See Reverse For Terms And Conditions of Service

## 6. Power Line Conducted Emission Test

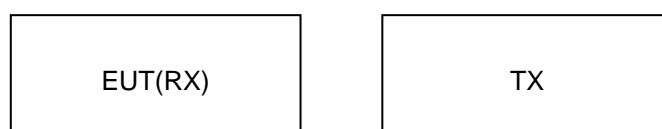
### 6.1.1 Description of the test location

Test location : Shielding Room

### 6.1.2 Test Equipment

Conducted Disturbance					
Item	Test Equipment	Manufacturer	Model No.	Serial No.	Last Cal.
1	EMI Test Receiver	ROHDE & SCHWARZ	ESHS10	842884/012	2013/11
2	Artificial Mains	ROHDE & SCHWARZ	ESH3-Z5	832479/025	2013/11
3	Artificial Mains	ROHDE & SCHWARZ	ESH3-Z5	832479/026	2013/11
4	Pulse Limiter	ROHDE & SCHWARZ	ESHSZ2	100301	2013/11
5	EMI Test Software	ROHDE & SCHWARZ	Farad	N/A	N/A

### 6.2.1 Block Diagram of Test Setup



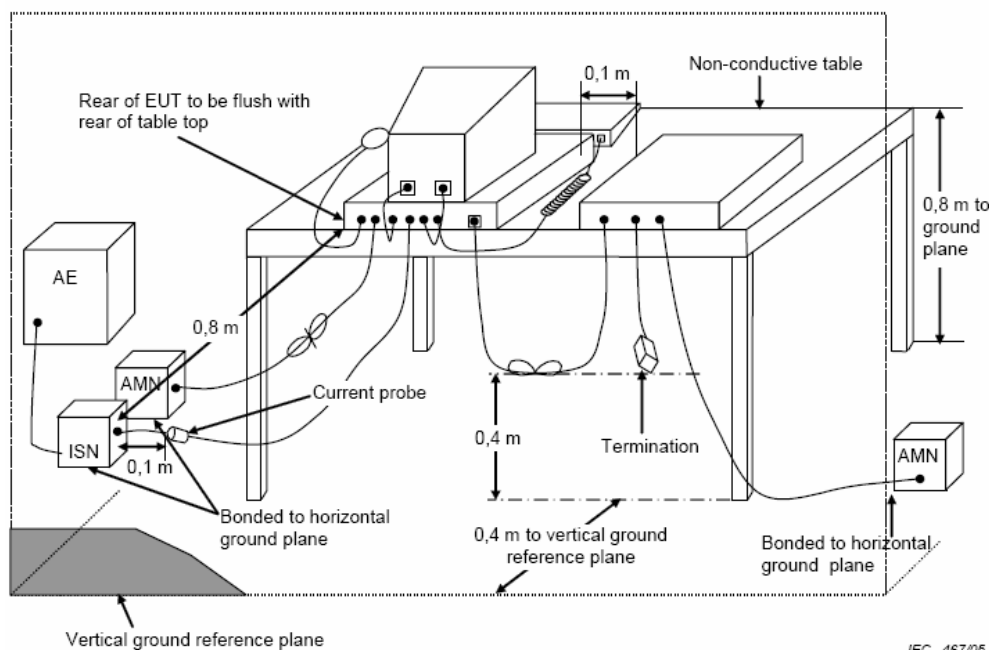
**(EUT: Radio Controlled Weather Station Alarm Clock )**

### 6.2.2 Description of the test set-up

#### 6.1.2.1 Operating Condition

The EUT is engraving during the test, and the results of the maximum emanation are recorded

#### 6.1.2.2 Block Diagram of Test Setup



Copyright of this report is owned by Centre of Testing Service and may not be reproduced other than in full except with the written approval of the issuing Company.

**CENTRE OF TESTING SERVICE CO., LTD.**

A101, No.65, Zhuji Highway, Tianhe District, Guangzhou, China

Tel: +86-20-85543113 (32 lines)

Fax: +86-20-38780406

Complaint line: +86-20-85533471

E-mail: [cts@cts-lab.com.cn](mailto:cts@cts-lab.com.cn)

See Reverse For Terms And Conditions of Service



6.2.3 Limits of disturbance (Class B)

Frequency	Maximum RF Line Voltage	
	Quasi-Peak Level dB( $\mu$ V)	Average Level dB( $\mu$ V)
150kHz ~ 500kHz	66 ~ 56*	56 ~ 46*
500kHz ~ 5MHz	56	46
5MHz ~ 30MHz	60	50

Note: (1) The tighter limit shall apply at the edge between two frequency bands.

6.2.4 Power Line Conducted Emission Test Results

Copyright of this report is owned by Centre of Testing Service and may not be reproduced other than in full except with the written approval of the issuing Company.

**CENTRE OF TESTING SERVICE CO., LTD.**

A101, No.65, Zhuji Highway, Tianhe District, Guangzhou, China

Tel: +86-20-85543113 (32 lines)

Fax: +86-20-38780406

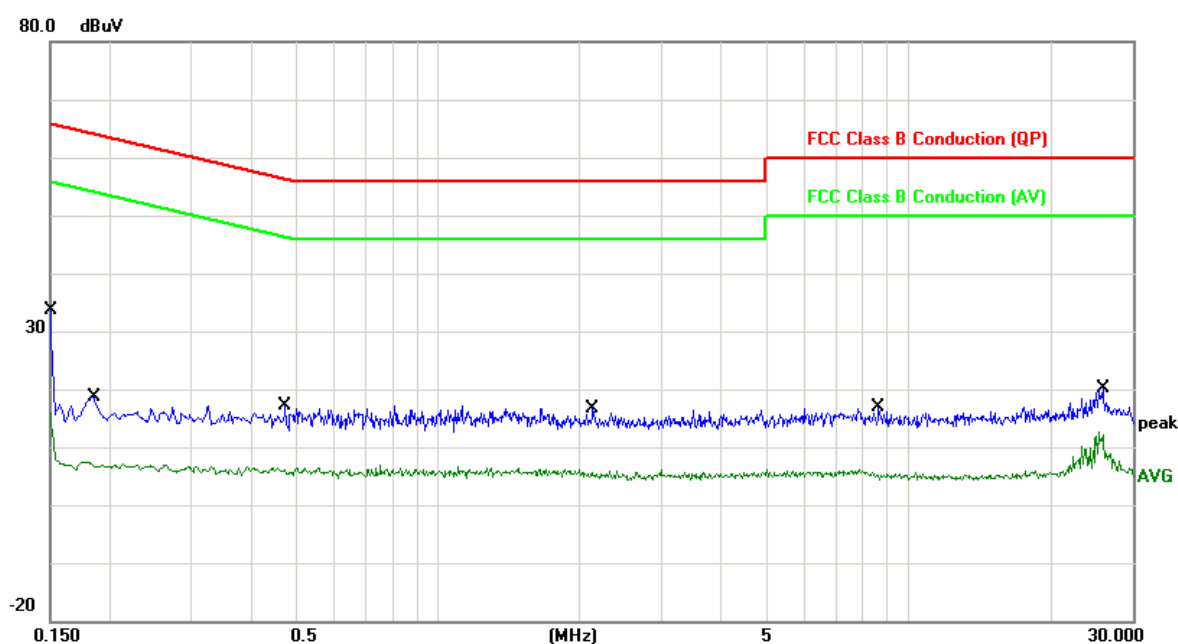
Complaint line: +86-20-85533471

E-mail: cts@cts-lab.com.cn

See Reverse For Terms And Conditions of Service

EUT	Radio Controlled Weather Station Alarm Clock
Operating Condition	DC 4.5V by adapter
Test Condition	Ambient Temperature: 25°C Humidity: 56%
Test Date:	03~26 March 2014
Operator	<b>Duke</b>
MODEL NO	SFA2650

Channel:	433.98 MHz (RX)	Result:	<input checked="" type="checkbox"/> - passed
Test point:	L		<input type="checkbox"/> - not passed
Frequency range:	0.15~30MHz		



No.	Frequency (MHz)	Factor (dB/m)	Reading (dBμV/m)	Level (dBμV/m)	Limit (dBμV/m)	Margin (dB)	Det.
1	0.1500	9.78	14.46	24.24	66.00	-41.76	QP
2	0.1500	9.78	4.72	14.50	56.00	-41.50	AVG
3	0.1860	9.78	-0.06	9.72	64.21	-54.49	QP
4	0.1860	9.78	-3.15	6.63	54.21	-47.58	AVG
5	0.4740	9.83	-1.24	8.59	56.44	-47.85	QP
6	0.4740	9.83	-4.24	5.59	46.44	-40.85	AVG
7	2.1380	9.87	-0.44	9.43	56.00	-46.57	QP
8	2.1380	9.87	-5.18	4.69	46.00	-41.31	AVG
9	8.6780	9.88	-1.10	8.78	60.00	-51.22	QP
10	8.6780	9.88	-5.50	4.38	50.00	-45.62	AVG
11	25.9900	10.06	5.54	15.60	60.00	-44.40	QP
12	25.9900	10.06	1.19	11.25	50.00	-38.75	AVG

Copyright of this report is owned by Centre of Testing Service and may not be reproduced other than in full except with the written approval of the issuing Company.

#### CENTRE OF TESTING SERVICE CO., LTD.

A101, No.65, Zhuji Highway, Tianhe District, Guangzhou, China

Tel: +86-20-85543113 (32 lines)

Fax: +86-20-38780406

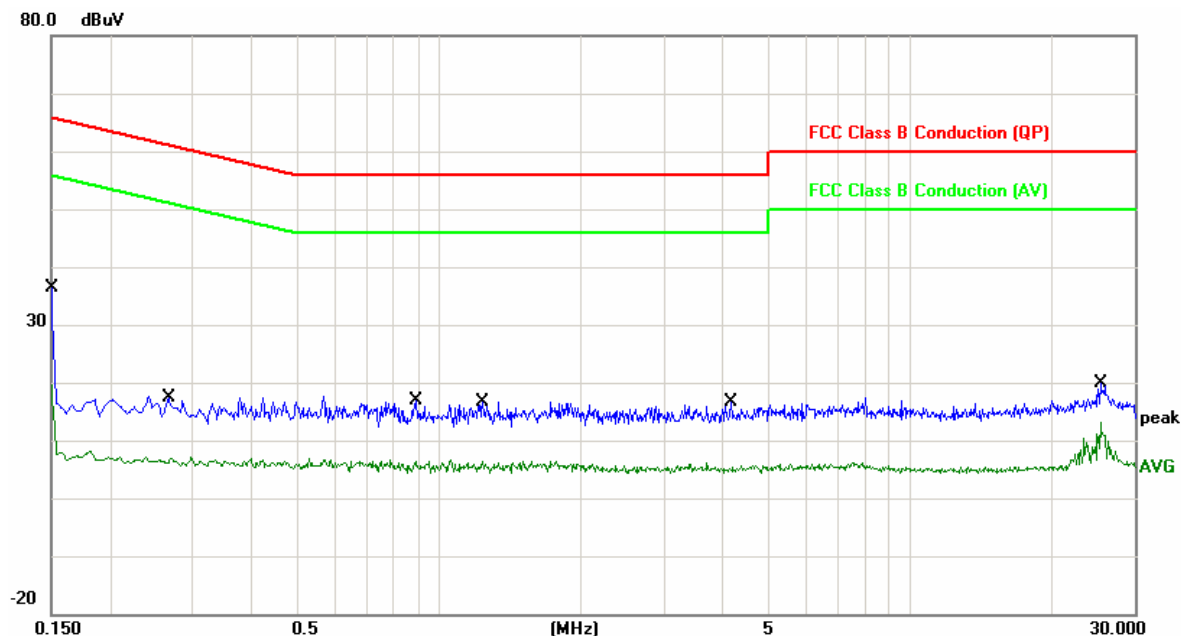
Complaint line: +86-20-85533471

E-mail: cts@cts-lab.com.cn

See Reverse For Terms And Conditions of Service



Channel:	433.98 MHz (RX)	Result:	■ - passed
Test point:	N		□ - not passed
Frequency range:	0.15MHz ~30MHz		



No.	Frequency (MHz)	Factor (dB/m)	Reading (dBμV/m)	Level (dBμV/m)	Limit (dBμV/m)	Margin (dB)	Det.
1	0.1500	9.78	23.68	33.46	66.00	-32.54	QP
2	0.1500	9.78	10.26	20.04	56.00	-35.96	AVG
3	0.2660	9.78	-0.51	9.27	61.24	-51.97	QP
4	0.2660	9.78	-3.76	6.02	51.24	-45.22	AVG
5	0.8980	9.83	-1.59	8.24	56.00	-47.76	QP
6	0.8980	9.83	-4.54	5.29	46.00	-40.71	AVG
7	1.2380	9.84	-1.69	8.15	56.00	-47.85	QP
8	1.2380	9.84	-4.62	5.22	46.00	-40.78	AVG
9	4.1740	9.91	-0.69	9.22	56.00	-46.78	QP
10	4.1740	9.91	-5.36	4.55	46.00	-41.45	AVG
11	25.3300	10.05	5.70	15.75	60.00	-44.25	QP
12	25.3300	10.05	2.20	12.25	50.00	-37.75	AVG

Note: Level=Reading+Factor. Margin= Limit-Level

Copyright of this report is owned by Centre of Testing Service and may not be reproduced other than in full except with the written approval of the issuing Company.

**CENTRE OF TESTING SERVICE CO., LTD.**

A101, No.65, Zhuji Highway, Tianhe District, Guangzhou, China

Tel: +86-20-85543113 (32 lines)

Fax: +86-20-38780406

Complaint line: +86-20-85533471

E-mail: cts@cts-lab.com.cn

See Reverse For Terms And Conditions of Service

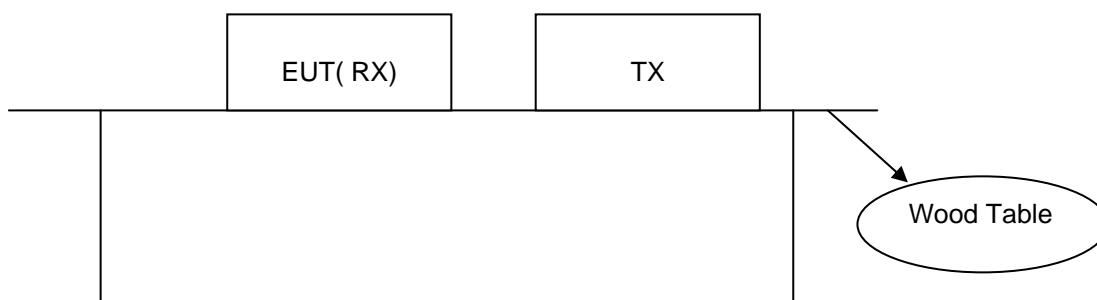
## 7. Radiated disturbance (electric field)

### 7.1.Test Equipment

Radiated disturbance (electric field)					
Item	Test Equipment	Manufacturer	Model No.	Serial No.	Last Cal.
1	EMI Test Receiver	ROHDE & SCHWARZ	ESCI	100868	2013/11
2	Biconical Antenna	ROHDE & SCHWARZ	HK116	100221	2013/03
3	Log per Antenna	ROHDE & SCHWARZ	HL223	100226	2013/03
4	Log per Antenna	ROHDE & SCHWARZ	HL050	100186	2013/03
5	Signal analyzer	ROHDE & SCHWARZ	FSIQ26	100311	2013/03
6	Loop Antenna	A.R.A	PLA-1030/B	1030	2013/11
7	EMI Test Software	ROHDE & SCHWARZ	Farad	N/A	N/A

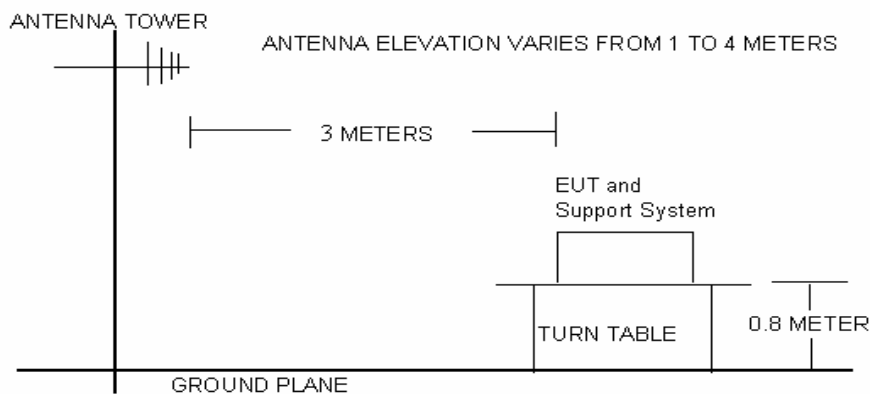
### 7.2.Block Diagram of Test Setup

#### 7.2.1 Block Diagram of connection between EUT and simulators



(EUT:Radio Controlled Weather Station Alarm Clock )

#### 7.2.2 Anechoic Chamber Setup Diagram



Copyright of this report is owned by Centre of Testing Service and may not be reproduced other than in full except with the written approval of the issuing Company.

#### CENTRE OF TESTING SERVICE CO., LTD.

A101, No.65, Zhuji Highway, Tianhe District, Guangzhou, China

Tel: +86-20-85543113 (32 lines)

Fax: +86-20-38780406

Complaint line: +86-20-85533471

E-mail: cts@cts-lab.com.cn

See Reverse For Terms And Conditions of Service



### 7.3.Radiated Emission Limit Standard: FCC 109

FREQUENCY MHz	DISTANCE Meters	FIELD STRENGTHS LIMIT	
		$\mu\text{V}/\text{m}$	$\text{dB}(\mu\text{V})/\text{m}$
30 ~ 88	3	100	40.0
88 ~ 216	3	150	43.5
216 ~ 960	3	200	46.0
960 ~ 1000	3	500	54.0
Above 1000	3	Other:74.0 $\text{dB}(\mu\text{V})/\text{m}$ (Peak) 54.0 $\text{dB}(\mu\text{V})/\text{m}$ (Average)	

Remark: (1) Emission level  $\text{dB}\mu\text{V} = 20 \log$  Emission level  $\mu\text{V}/\text{m}$   
(2) The smaller limit shall apply at the cross point between two frequency bands.  
(3) Distance is the distance in meters between the measuring instrument, antenna and the closest point of any part of the device or system.

### 7.4.Test Procedure

Set the transmitter on continued transmitting with amplitude mode.

The EUT and its simulators are placed on a turn table, which is 0.8 meter high above ground. The turn table can rotate 360 degrees to determine the position of the maximum emission level. The EUT is set 3 meters away from the receiving antenna, which is mounted on a antenna tower. The antenna can be moved up and down between 1 meter and 4 meters to find out the maximum emission level. Broadband antenna (calibrated bilog antenna) is used as receiving antenna. Both horizontal and vertical polarization of the antenna is set on Test. In order to find the maximum emission levels, all of the interface cables must be manipulated according to ANSI C63.4-2009on radiated emission Test.

The frequency range from 30MHz to 1000MHz and above 1GHz. is investigated. Please see the following pages.

All measurements for radiated emissions within the restricted bands were performed using a Quasi-Peak detector with 120kHz RBW below 1GHz and a Peak and Average detector with 1MHz RBW above 1GHz,

All measurements for radiated emissions within the restricted bands were performed using a Quasi-Peak detector with 300kHz VBW below 1GHz and a Peak detector with 1MHz VBW above 1GHz, Pretest of EUT, final, select the worst case test and record the test results in the report.

The test modes is tested in Anechoic Chamber and all the scanning waveforms are reported on section 7.5

### 7.5.Radiated Emission Test Results

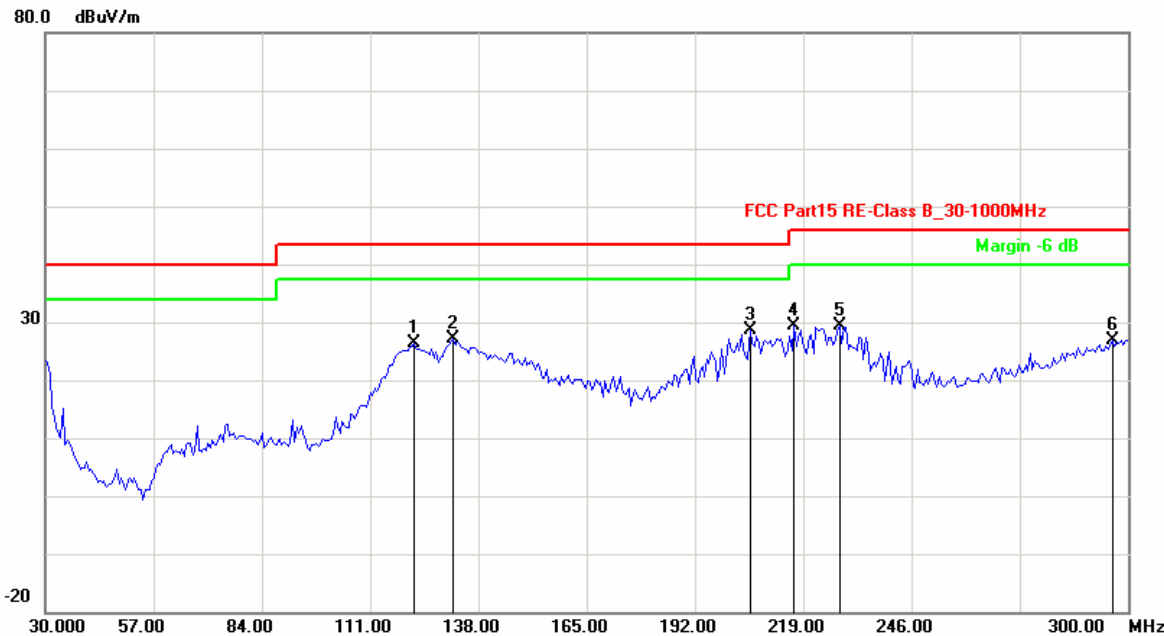
**PASSED.**



EUT	Radio Controlled Weather Station Alarm Clock
Operating Condition	DC 4.5V by adapter
Test Condition	Ambient Temperature: 25°C Humidity: 56%
Test Date:	03~26 March 2014
Operator	Duke
MODEL NO	SFA2650

Channel:	433.98 MHz (RX)	Result:	■ - passed
Test point:	Horizontal		□ - not passed
Frequency range:	30MHz ~18GHz		

Below 1GHz



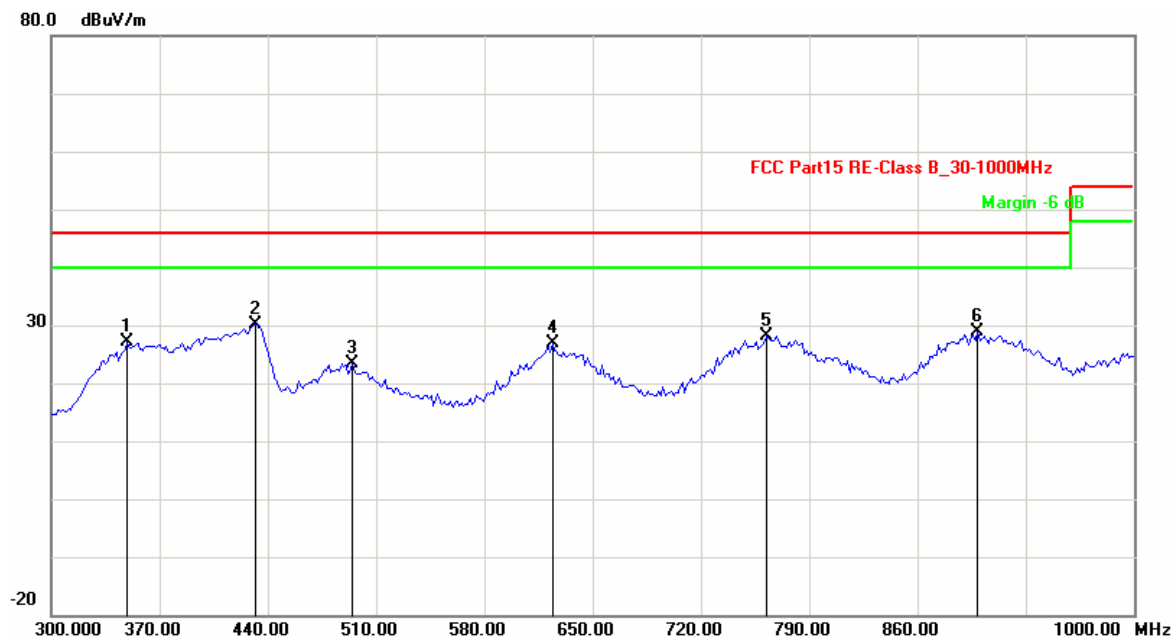
No.	Frequency (MHz)	Factor (dB/m)	Reading (dBμV/m)	Level (dBμV/m)	Limit (dBμV/m)	Margin (dB)	Det.
1	121.9840	-17.92	44.21	26.29	43.50	-17.21	QP
2	131.7234	-16.94	43.98	27.04	43.50	-16.46	QP
3	205.8517	-12.31	41.02	28.71	43.50	-14.79	QP
4	216.6733	-12.31	41.80	29.49	46.00	-16.51	QP
5	228.0361	-12.36	41.84	29.48	46.00	-16.52	QP
6	296.2124	-6.13	32.94	26.81	46.00	-19.19	QP

Copyright of this report is owned by Centre of Testing Service and may not be reproduced other than in full except with the written approval of the issuing Company.

**CENTRE OF TESTING SERVICE CO., LTD.**  
A101, No.65, Zhuji Highway, Tianhe District, Guangzhou, China  
Tel: +86-20-85543113 (32 lines) Fax: +86-20-38780406  
Complaint line: +86-20-85533471 E-mail: cts@cts-lab.com.cn

See Reverse For Terms And Conditions of Service





No.	Frequency (MHz)	Factor (dB/m)	Reading (dBμV/m)	Level (dBμV/m)	Limit (dBμV/m)	Margin (dB)	Det.
1	349.0982	-13.46	40.65	27.19	46.00	-18.81	QP
2	431.8637	-15.55	45.79	30.24	46.00	-15.76	QP
3	494.9900	-10.05	33.46	23.41	46.00	-22.59	QP
4	624.0481	-7.18	34.08	26.90	46.00	-19.10	QP
5	762.9259	-5.56	33.78	28.22	46.00	-17.78	QP
6	898.9980	-3.96	32.90	28.94	46.00	-17.06	QP

Above 1GHz

No.	Frequency (MHz)	Factor (dB/m)	Reading (dBμV/m)	Level (dBμV/m)	Limit (dBμV/m)	Margin (dB)	Det.
1	1661.323	-1.31	41.85	40.54	74.00	-33.46	peak
2	1661.323	-1.31	29.67	28.36	59.00	-30.64	AVG
3	3094.188	6.90	42.12	49.02	74.00	-24.98	peak
4	3094.188	6.90	30.78	37.68	59.00	-21.32	AVG
5	4284.569	10.48	39.24	49.72	74.00	-24.28	peak
6	4284.569	10.48	26.50	36.98	59.00	-22.02	AVG
7	5122.244	12.55	37.62	50.17	74.00	-23.83	peak
8	5122.244	12.55	26.10	38.65	59.00	-20.35	AVG
9	5871.743	14.97	40.05	55.02	74.00	-18.98	peak
10	5871.743	14.97	28.31	43.28	59.00	-15.72	AVG
11	7745.491	18.84	37.46	56.30	74.00	-17.70	peak
12	7745.491	18.84	24.91	43.75	59.00	-15.25	AVG

Copyright of this report is owned by Centre of Testing Service and may not be reproduced other than in full except with the written approval of the issuing Company.

## CENTRE OF TESTING SERVICE CO., LTD.

A101, No.65, Zhuji Highway, Tianhe District, Guangzhou, China

Tel: +86-20-85543113 (32 lines)

Fax: +86-20-38780406

Complaint line: +86-20-85533471

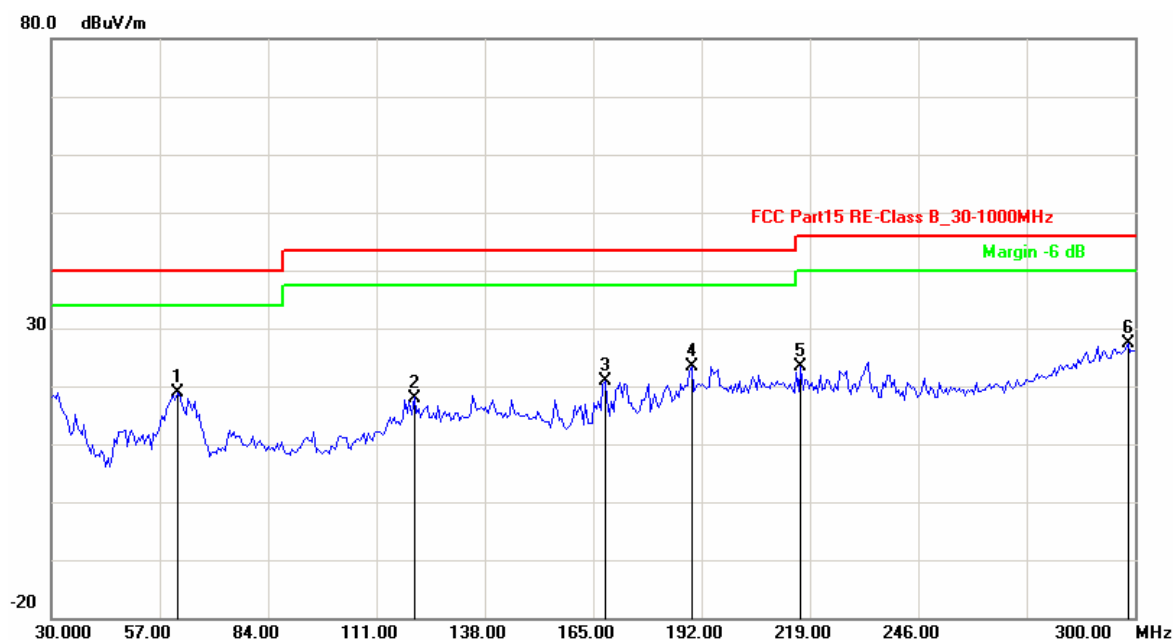
E-mail: cts@cts-lab.com.cn

See Reverse For Terms And Conditions of Service



Channel:	433.98 MHz (RX)	Result:	■ - passed
Test point:	Vertical		□ - not passed
Frequency range:	30MHz ~18GHz		

Below 1GHz

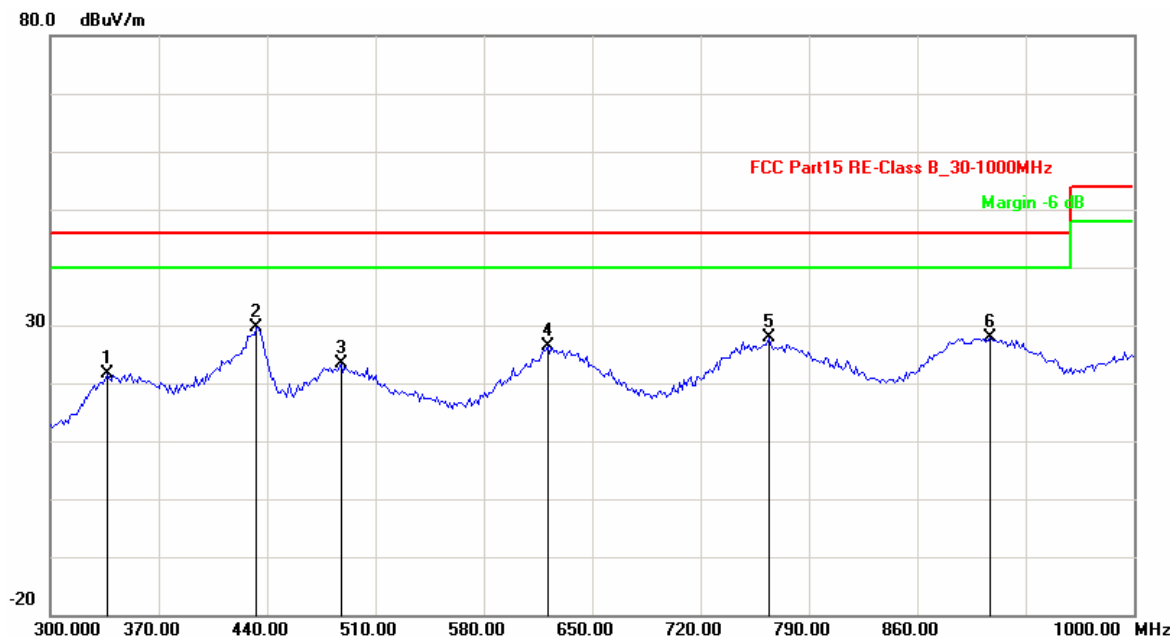


No.	Frequency (MHz)	Factor (dB/m)	Reading (dBμV/m)	Level (dBμV/m)	Limit (dBμV/m)	Margin (dB)	Det.
1	61.3827	-24.05	42.96	18.91	40.00	-21.09	QP
2	120.3607	-18.09	36.09	18.00	43.50	-25.50	QP
3	167.9759	-17.10	38.09	20.99	43.50	-22.51	QP
4	189.6192	-12.14	35.53	23.39	43.50	-20.11	QP
5	216.6733	-12.31	35.59	23.28	46.00	-22.72	QP
6	298.3767	-5.81	33.09	27.28	46.00	-18.72	QP

Copyright of this report is owned by Centre of Testing Service and may not be reproduced other than in full except with the written approval of the issuing Company.

**CENTRE OF TESTING SERVICE CO., LTD.**  
A101, No.65, Zhuji Highway, Tianhe District, Guangzhou, China  
Tel: +86-20-85543113 (32 lines) Fax: +86-20-38780406  
Complaint line: +86-20-85533471 E-mail: cts@cts-lab.com.cn

See Reverse For Terms And Conditions of Service



No.	Frequency (MHz)	Factor (dB/m)	Reading (dBμV/m)	Level (dBμV/m)	Limit (dBμV/m)	Margin (dB)	Det.
1	336.4729	-13.97	35.66	21.69	46.00	-24.31	QP
2	433.2665	-15.64	45.30	29.66	46.00	-16.34	QP
3	487.9759	-9.88	33.35	23.47	46.00	-22.53	QP
4	621.2424	-7.10	33.39	26.29	46.00	-19.71	QP
5	764.3286	-5.59	33.54	27.95	46.00	-18.05	QP
6	907.4148	-4.14	31.91	27.77	46.00	-18.23	QP

Above 1GHz

No.	Frequency (MHz)	Factor (dB/m)	Reading (dBμV/m)	Level (dBμV/m)	Limit (dBμV/m)	Margin (dB)	Det.
1	1595.190	-1.34	40.48	39.14	74.00	-34.86	peak
2	1595.190	-1.34	29.37	28.03	59.00	-30.97	AVG
3	2587.174	4.26	42.84	47.10	74.00	-26.90	peak
4	2587.174	4.26	31.16	35.42	59.00	-23.58	AVG
5	3402.806	7.89	41.03	48.92	74.00	-25.08	peak
6	3402.806	7.89	28.39	36.28	59.00	-22.72	AVG
7	4020.040	9.86	39.20	49.06	74.00	-24.94	peak
8	4020.040	9.86	27.70	37.56	59.00	-21.44	AVG
9	4637.275	11.31	38.46	49.77	74.00	-24.23	peak
10	4637.275	11.31	25.19	36.50	59.00	-22.50	AVG
11	7943.888	19.11	37.68	56.79	74.00	-17.21	peak
12	7943.888	19.11	25.17	44.28	59.00	-14.72	AVG

Note: Level=Reading+Factor. Margin= Limit-Level

Remark: Others frequency Radiated Emission level margin all >10dB of Limit.

Copyright of this report is owned by Centre of Testing Service and may not be reproduced other than in full except with the written approval of the issuing Company.

## CENTRE OF TESTING SERVICE CO., LTD.

A101, No.65, Zhuji Highway, Tianhe District, Guangzhou, China

Tel: +86-20-85543113 (32 lines)

Fax: +86-20-38780406

Complaint line: +86-20-85533471

E-mail: cts@cts-lab.com.cn

See Reverse For Terms And Conditions of Service



---

## 8. Manufacturer/ Approval holder Declaration

The following identical model(s):

N/A

Belong to the tested device:

Product description: **Radio Controlled Weather Station Alarm Clock**  
Model name: **SFA2650**

Copyright of this report is owned by Centre of Testing Service and may not be reproduced other than in full except with the written approval of the issuing Company.

**CENTRE OF TESTING SERVICE CO., LTD.**

A101, No.65, Zhuji Highway, Tianhe District, Guangzhou, China

Tel: +86-20-85543113 (32 lines)

Fax: +86-20-38780406

Complaint line: +86-20-85533471

E-mail: cts@cts-lab.com.cn

See Reverse For Terms And Conditions of Service