



8cm



i drum



● LED 燈號顯示與按鈕

LED 藍 表示藍芽狀態，藍芽開啟時快閃，藍芽配對成功後慢閃，當使用 line in 時off

LED 紅 表示充電中，充滿時off

▶▶ 一按 5 秒 藍芽 ON / OFF 切換
一按 3 秒 藍芽連線 / 斷線切換
一按 1 秒 藍芽音樂播放 / 暫停

▶▶▶ 一按 3 秒 藍芽音量加大
一按 1 秒 藍芽音樂播下一首

◀◀ 一按 3 秒 藍芽音量減小
一按 1 秒 藍芽音樂播上一首


電源開關：當不使用時，請將底部開關撥到 OFF，避免電源耗損。

● 操作方法：

一. 使用手機的連接方法

1. 打開本音響底部的電源開關，本音響會發出提示音，此時藍色指示燈快速閃爍，說明本音響已處在待機搜索狀態。
2. 打開手機藍芽裝置（手機品牌不同，藍芽功能的開啟方法也會不同），進入搜索，手機會顯示“i drum”，按手機提示輸入密碼“0000”四位數字，再按確認。等待手機提示連接成功，音響會發出提示音，說明手機與音響已連接成功，整個配對過程所需要約一分鐘的時間。（因手機品牌不同，配對時間會有差異）。

提示：
首度配對成後，手機與本音響有認證記憶功能。再次使用時可以直接在手機上點選“i drum”，即可快速進入連接狀態。



正面

● LED description :

LED Blue flash -- Bluetooth status
LED Blue off -- Bluetooth off / Line in link
LED Red on -- Battery in charge
LED Red off -- Battery full

● Button description :

(ALL function work for bluetooth on)

▶▶ --Push 5 seconds for Bluetooth on / off switching
--Push 3 seconds for Bluetooth off line switching
--Push 1 second for Bluetooth music play / pause

▶▶▶ --Push 3 seconds for music louder
--Push 1 second for next song

◀◀ --Push 3 seconds for music lower
--Push 1 second for previous song

● Power switch :

ON / OFF, On for power on, Off for power off

● How to use :

1. Turn on the connecting device (smart phone/ laptop / music player/ i pad) you want to pair the speaker with.
2. Turn on the Bluetooth function on the connecting device
3. Turn on the power switch to On, it will start searching for a connecting device and the LED display will quickly flash in blue color.
4. Once the speaker and the device are paired, the connecting device will prompt you to select the paired component. Select "i drum" from the list of Bluetooth-enable devices shown on your device.
5. If asked for an input passkey, input the number "0000" (This is the default passkey for the majority of Bluetooth devices). Press "OK" to complete the pairing process.

6. Once pairing is complete there will be a prompt tone and the LED indicator on the speaker will keep flashing slowly.

Power on the idrum power in the bottom of the speaker. The speaker will have a short beep and the blue LED will flashing for searching the bluetooth device.

2. Enable the smart phone or i Pad bluetooth function, and search the bluetooth device ,it will find "i drum" speaker device.

FCC Statements

This equipment has been tested and found to comply with the limits for a Class B digital device, pursuant to Part 15 of FCC Rules. These limits are designed to provide reasonable protection against harmful interference in a residential installation. This equipment generates, uses, and can radiate radio frequency energy and, if not installed and used in accordance with

the instructions, may cause harmful interference to radio communications. However, there is no guarantee that interference will not occur in a particular installation. If this equipment does cause harmful interference to radio or television reception, which can be determined by turning the equipment off and on, the user is encouraged to try to correct the interference by one or more of the following measures:

1. Reorient or relocate the receiving antenna.
2. Increase the separation between the equipment and receiver.
3. Connect the equipment into an outlet on a circuit different from that to which the receiver is connected.
4. Consult the dealer or an experienced radio technician for help.

FCC Caution

This device complies with Part 15 of the FCC Rules. Operation is subject to the following two conditions:
(1) this device may not cause harmful interference, and
(2) this device must accept any interference received, including interference that may cause undesired operation.

Bluetooth QD ID B017842

反面

6cm

24cm