

# TEST SET-UP PHOTOS






Figure 1: AC Mains Conducted Emissions 150 kHz – 30 MHz



Figure 2: Radiated Emissions 30 MHz – 1 GHz



**Figure 3: Radiated Emissions Above 1GHz**



**Figure 4: Conducted Radio Measurements**