

APPENDIX C - SETUP PHOTOS

Figure C.1 – Photo – Setup: Extremity, Front




Figure C.2 – Photo – Setup: Extremity / Body, Back




Figure C.3 – Photo – Setup: Extremity, Right Side




Figure C.4 – Photo – Setup: Extremity, Left Side



Figure C.5 – Photo – Setup: Extremity, Bottom




Figure C.6 – Photo – Setup: Extremity, Top

