

EMC TEST REPORT

Report No. : TS08040049-EME
**Model No. : NBG460NH, X550NH,
NBG460N, X550N, 401764**
Issued Date : Apr. 29, 2008

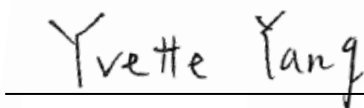
Applicant ZyXEL Communications Corporation.
6, Innovation Rd II, Science-Based Industrial Park,
Hsinchu, Taiwan

**Test Method/ Standard: FCC Part 15 Subpart C Section §15.205、§15.207、§15.209、
§15.247 and ANSI C63.4/2003.**

Test By Intertek Testing Services Taiwan Ltd.
No. 11, Lane 275, Ko-Nan 1 Street, Chia-Tung Li,
Shiang-Shan District, Hsinchu City, Taiwan

This test report consists of 250 pages in total. It may be duplicated completely for legal use with the allowance of the applicant. It shall not be reproduced except in full, without the written approval of Intertek Laboratory. The test result(s) in this report only applies to the tested sample(s).

Report Engineer



Yvette Yang

Project Engineer



Rex Liao

Reviewed By



Jimmie Liu

Table of Contents

Summary of Tests	4
1. General information	5
1.1 Identification of the EUT	5
1.2 Additional information about the EUT.....	6
1.3 Antenna description.....	6
1.4 Peripherals equipment	6
2. Test specifications	7
2.1 Test standard.....	7
2.2 Operation mode	7
2.3 Test equipment	9
3. Minimum 6dB Bandwidth test	10
3.1 Operating environment.....	10
3.2 Test setup & procedure.....	10
3.3 Measured data of Minimum 6dB Bandwidth test results.....	10
4. Maximum Output Power test	47
4.1 Operating environment.....	47
4.2 Test setup & procedure.....	47
4.3 Measured data of Maximum Output Power test results	47
5. RF Antenna Conducted Spurious test.....	48
5.1 Operating environment.....	48
5.2 Test setup & procedure.....	48
5.3 Measured data of the highest RF Antenna Conducted Spurious test result	48
6. Radiated Emission test	157
6.1 Operating environment.....	157
6.2 Test setup & procedure.....	157
6.3 Emission limits	158
6.4 Radiated spurious emission test data.....	159
6.4.1 Measurement results: frequencies equal to or less than 1 GHz.....	159
6.4.2 Measurement results: frequency above 1GHz	161
7. Power Spectrum Density test	173
7.1 Operating environment.....	173
7.2 Test setup & procedure.....	173
7.3 Measured data of Power Spectrum Density test results	173
8. Emission on the band edge.....	210
8.1 Operating environment.....	210
8.2 Test setup & procedure.....	210
8.3 Test Result	211
9. Power Line Conducted Emission test §FCC 15.207	247
9.1 Operating environment.....	247
9.2 Test setup & procedure.....	247
9.3 Emission limit	248
9.4 Uncertainty of Conducted Emission	248

9.5 Power Line Conducted Emission test data249

Summary of Tests

Wireless N Gigabit Router -Model: NBG460NH FCC ID: I88X550NH

Test	Reference	Results
Minimum 6dB Bandwidth test	15.247(a)(2), KDB558074	Pass
Maximum Output Power test	15.247(b), KDB558074	Pass
RF Antenna Conducted Spurious test	15.247(d), KDB558074	Pass
Radiated Spurious Emission test	15.205, 15.209, ANSI C63.4 2003	Pass
Power Spectrum Density test	15.247(e), KDB558074	Pass
Emission on the Band Edge test	15.247(d), ANSI C63.4 2003	Pass
AC Power Line Conducted Emission test	15.207, ANSI C63.4 2003	Pass

1. General information

1.1 Identification of the EUT

Applicant	: ZyXEL Communications Corporation
Product	: Wireless N Gigabit Router
Model No.	: NBG460NH
FCC ID.	: I88X550NH
Frequency Range	: 2412MHz to 2462MHz for 802.11b, 802.11g, 802.11n HT20 2422MHz to 2452MHz for 802.11n HT40
Channel Number	: 11 channels for 802.11b, 802.11g, 802.11n HT20 7 channels for 802.11n HT40
Frequency of Each Channel	: 2412+5k, k=0~10 for 802.11b, 802.11g, 802.11n HT20 2422+5k, k=0~6 for 802.11n HT40
Type of Modulation	: DSSS, OFDM
Rated Power	: 100-240Vac, 50/60Hz with adapter (LEI, MU18-2180100-A1)
Power Cord	: N/A
Sample Received	: RJ-45 UTP Cat.5 10meter × 5
Test Date(s)	: Mar. 25, 2008 ~ Apr. 15, 2008
Note 1:	: This report is for the exclusive use of Intertek's Client and is provided pursuant to the agreement between Intertek and its Client. Intertek's responsibility and liability are limited to the terms and conditions of the agreement. Intertek assumes no liability to any party, other than to the Client in accordance with the agreement, for any loss, expense or damage occasioned by the use of this report. Only the Client is authorized to permit copying or distribution of this report and then only in its entirety. Any use of the Intertek name or one of its marks for the sale or advertisement of the tested material, product or service must first be approved in writing by Intertek. The observations and test results in this report are relevant only to the sample tested. This report by itself does not imply that the material, product, or service is or has ever been under an Intertek certification program.
Note 2:	: When determining the test conclusion, the Measurement Uncertainty of test has been considered.

1.2 Additional information about the EUT

The EUT is a Wireless N Gigabit Router; the device is used 802.11b/g/n technology for 3 antennas which only can transmit in the same time.

The customer confirmed the models listed as below are series model to model NBG460NH (EUT), the difference between main model and series model are listed as below.

<u>Model Number</u>	<u>Different</u>
NBG460NH	Collocated with 6dBi antenna
X550NH	Same as NBG460NH
NBG460N	Collocated with 1.8dBi antenna
X550N	Same as NBG460N
401764	Collocated with 1.8dBi/6.0 antenna

For more detail features, please refer to User's manual as file name "Installation guide.pdf"

1.3 Antenna description

For NBG460NH

The antenna is affixed to the EUT using a unique connector, which allows for replacement of a broken antenna, but DOES NOT use a standard antenna jack or electrical connector.

Antenna Gain : 6dBi max
 Antenna Type : Helix Dipole antenna
 Connector Type : SMA Plug Reverse

For NBG460N

The antenna is affixed to the EUT using a unique connector, which allows for replacement of a broken antenna, but DOES NOT use a standard antenna jack or electrical connector.

Antenna Gain : 1.8dBi max
 Antenna Type : Dipole antenna
 Connector Type : SMA Plug Reverse

1.4 Peripherals equipment

Peripherals	Manufacturer	Product No.	Serial No.	FCC ID
Notebook PC	DELL	Latitude D610	5YWZK1S	FCC DoC Approved

2. Test specifications

2.1 Test standard

The EUT was performed according to the procedures in FCC Part 15 Subpart C Section § 15.205 、§15.207 、 §15.209 、 §15.247 、 KDB558074 and ANSI C63.4 (2003).

The test of radiated measurements according to FCC Part15 Section 15.33(a) had been conducted and the field strength of this frequency band were all meet limit requirement, thus we evaluate the EUT pass the specified test.

2.2 Operation mode

The EUT was supplied by adapter with 120Vac, 60Hz and it was run in TX and RX mode that was controlled by ART program

The NBG460N is series model to NBG460NH (EUT), the different is in antenna only. After engineering judgment, it must be re-tested Radiated Spurious Emission and Emission on the band-edge

With individual verifying, the maximum output power was found out 1Mbps data rate for 802.11b mode, 6Mbps data rate for 802.11g mode, 6.5Mbps data rate for 802.11n HT20, 13.5Mbps data rate for 802.11n HT40. The final tests were executed under these conditions and recorded in this report individually. Please refer to following table.

11b ch6	
Data rate	PK (dBm)
1M	24.25
2M	23.94
5.5M	23.77
11M	23.61

11g ch6	
Data rate	PK (dBm)
6M	29.82
9M	29.69
12M	29.47
18M	29.21
24M	29.05
36M	28.96
48M	28.85
54M	28.68

11n HT20 ch6	
Data rate	PK (dBm)
6.5M	29.80
13M	29.65
19.5M	29.49
26M	29.38
39M	29.23
52M	29.11
58.5M	29.05
65M	28.75

11n HT40 ch6	
Data rate	PK (dBm)
13.5M	29.14
27M	28.95
40.5M	28.71
54M	28.51
81M	28.35
108M	28.27
121.5M	28.21
135M	27.97

2.3 Test equipment

Equipment	Brand	Frequency range	Model No.	Intertek ID No.	Next Cal. Date
EMI Test Receiver	Rohde & Schwarz	9kHz~2.75GHz	ESCS 30	EC1303	08/07/2008
Spectrum Analyzer	Rohde & Schwarz	9kHz~30GHz	FSP 30	EC1353	08/15/2008
Spectrum Analyzer	Rohde & Schwarz	20Hz~40GHz	FSEK 30	EC1365	12/27/2008
Horn Antenna	SCHWARZBECK	1GHz~18GHz	BBHA 9120 D	EC1371	03/04/2009
Horn Antenna	SCHWARZBECK	14GHz~40GHz	BBHA 9170	EC1351	08/08/2008
Bilog Antenna	SCHWARZBECK	25MHz~1.7GHz	VULB 9168	EC1347	08/16/2009
Pre-Amplifier	MITEQ	100MHz~26.5GHz	919981	EC1373	03/18/2009
Pre-Amplifier	MITEQ	26GHz~40GHz	828825	EC1374	01/08/2010
Wideband Peak Power Meter/ Sensor	Anritsu	100MHz~18GHz	ML2487A/ MA2491A	EC1396/ EC1396-1	11/15/2008
Controller	HDGmbH	N/A	HD 100	EP1317-1	N/A
Antenna Tower	HDGmbH	N/A	MA 240	EP1317-2	N/A
Turn Table	HDGmbH	N/A	DS 420S	EP1317-3	N/A
LISN	Rohde & Schwarz	9KHz~30MHz	ESH3-Z5	EC1344	03/30/2009

Note: The above equipments are within the valid calibration period.

3. Minimum 6dB Bandwidth test

3.1 Operating environment

Temperature: 20 °C
 Relative Humidity: 49 %
 Atmospheric Pressure: 1023 hPa

3.2 Test setup & procedure


The minimum 6dB bandwidth per FCC §15.247(a)(2) and KDB558074 was measured using a 50 ohm spectrum analyzer with the resolutions bandwidth set at 100kHz, the video bandwidth set at 300kHz, and the SPAN>>RBW. The test was performed at 3 channels (lowest, middle and highest channel). The minimum 6dB modulation bandwidth is in the following Table.

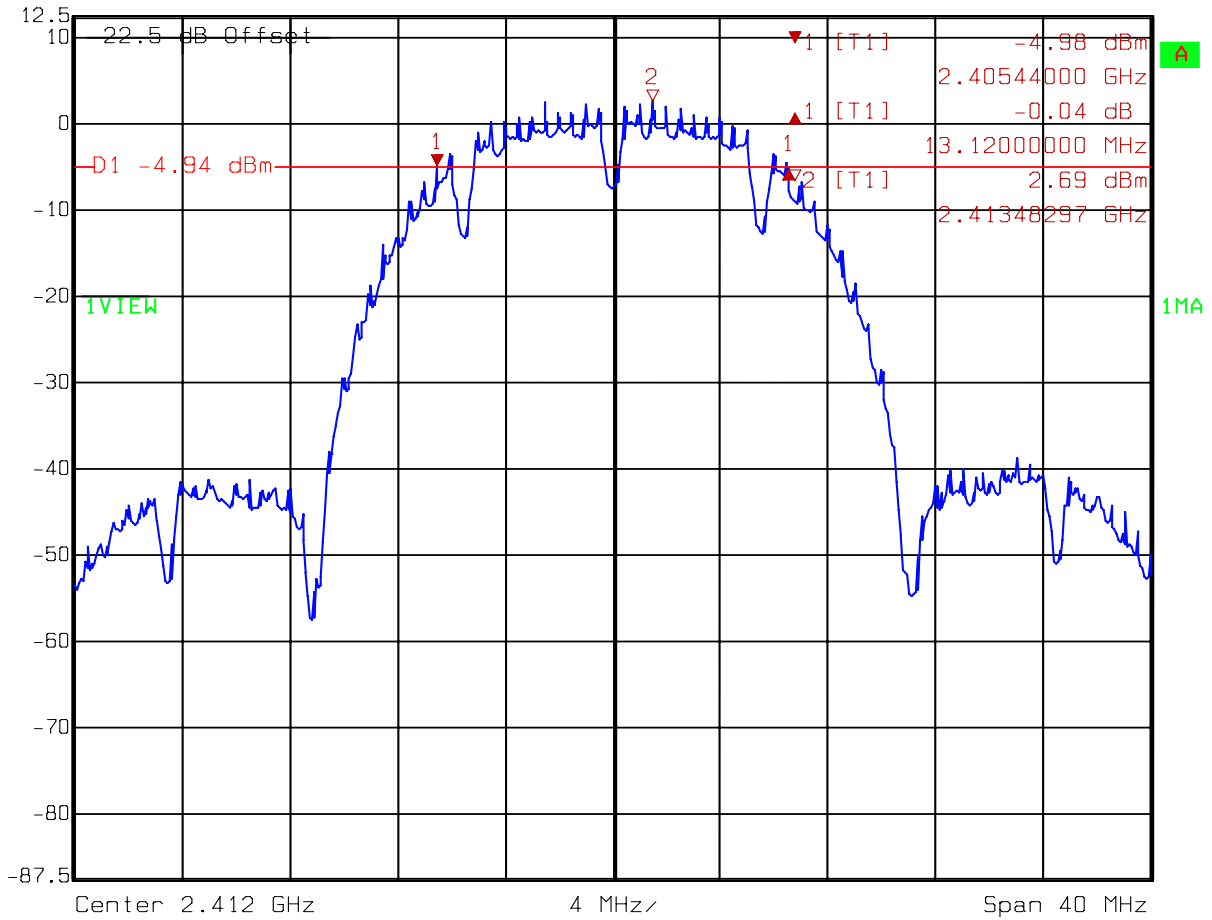
3.3 Measured data of Minimum 6dB Bandwidth test results

Mode	Channel	Frequency (MHz)	Data rate Mbps	6dB Bandwidth (MHz)			Limit (MHz)	Pass/Fail
				Chain A	Chain B	ChainC		
11b	1	2412	1	13.12	12.16	12.64	0.5	Pass
	6	2437		13.12	13.12	13.12	0.5	Pass
	11	2462		13.60	12.64	12.64	0.5	Pass
11g	1	2412	6	16.64	16.56	16.80	0.5	Pass
	6	2437		16.80	16.64	16.64	0.5	Pass
	11	2462		16.80	16.64	16.64	0.5	Pass
11n HT20	1	2412	6.5	18.00	17.76	17.84	0.5	Pass
	6	2437		17.84	18.08	17.84	0.5	Pass
	11	2462		17.84	18.08	17.76	0.5	Pass
11n HT40	3	2422	13.5	36.78	36.78	36.78	0.5	Pass
	6	2437		37.02	37.02	36.78	0.5	Pass
	9	2452		36.78	36.78	36.78	0.5	Pass

Please see the plot below.


Chain A
Test Mode: 802.11b mode CH1

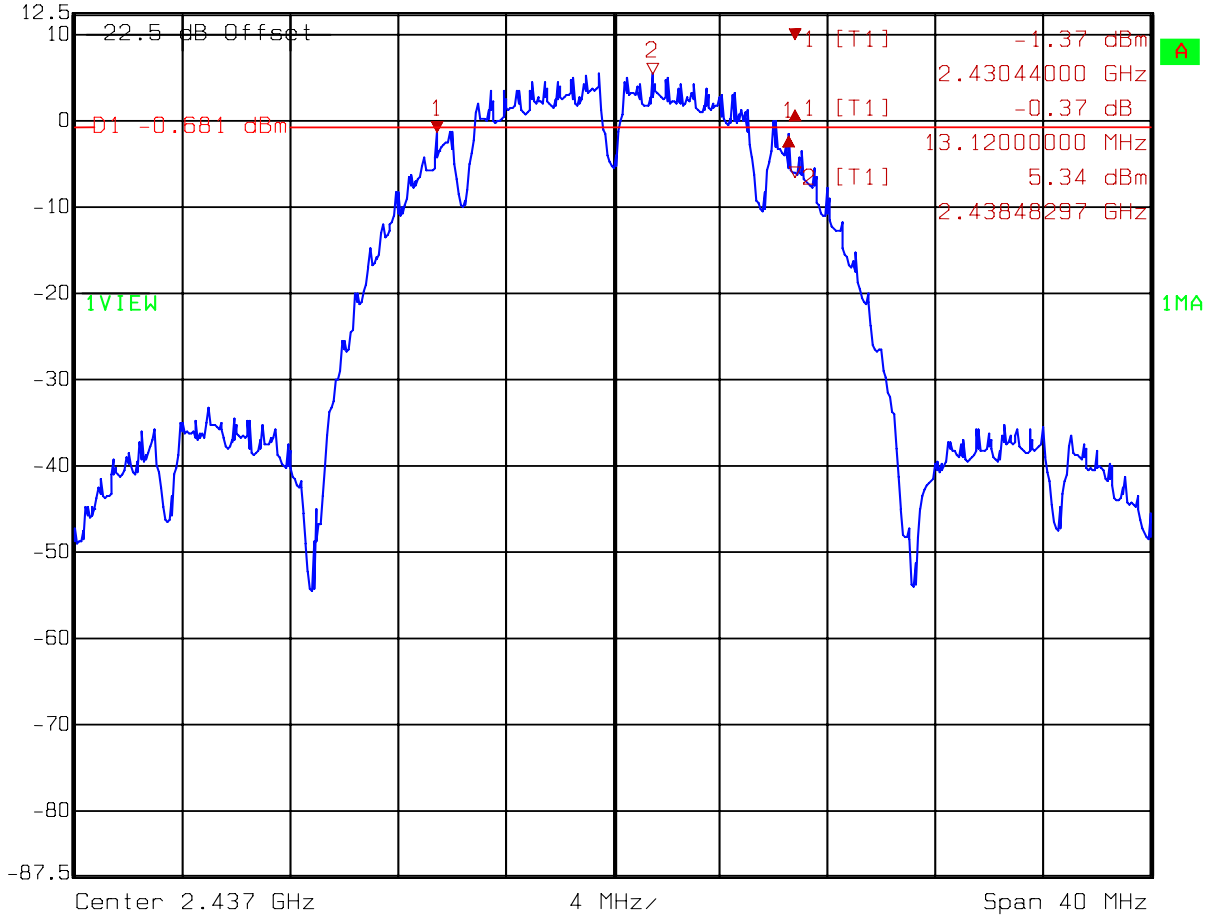
	Delta 1 [T1]	RBW	100 kHz	RF Att	0 dB
Ref Lvl	-0.04 dB	VBW	100 kHz		
12.5 dBm	13.1200000 MHz	SWT	10 ms	Unit	dBm



Title: 6dB Band-Width
 Comment A: CH 1 at 802.11b mode
 Date: 17.APR.2008 10:26:04


Chain A
Test Mode: 802.11b mode CH6

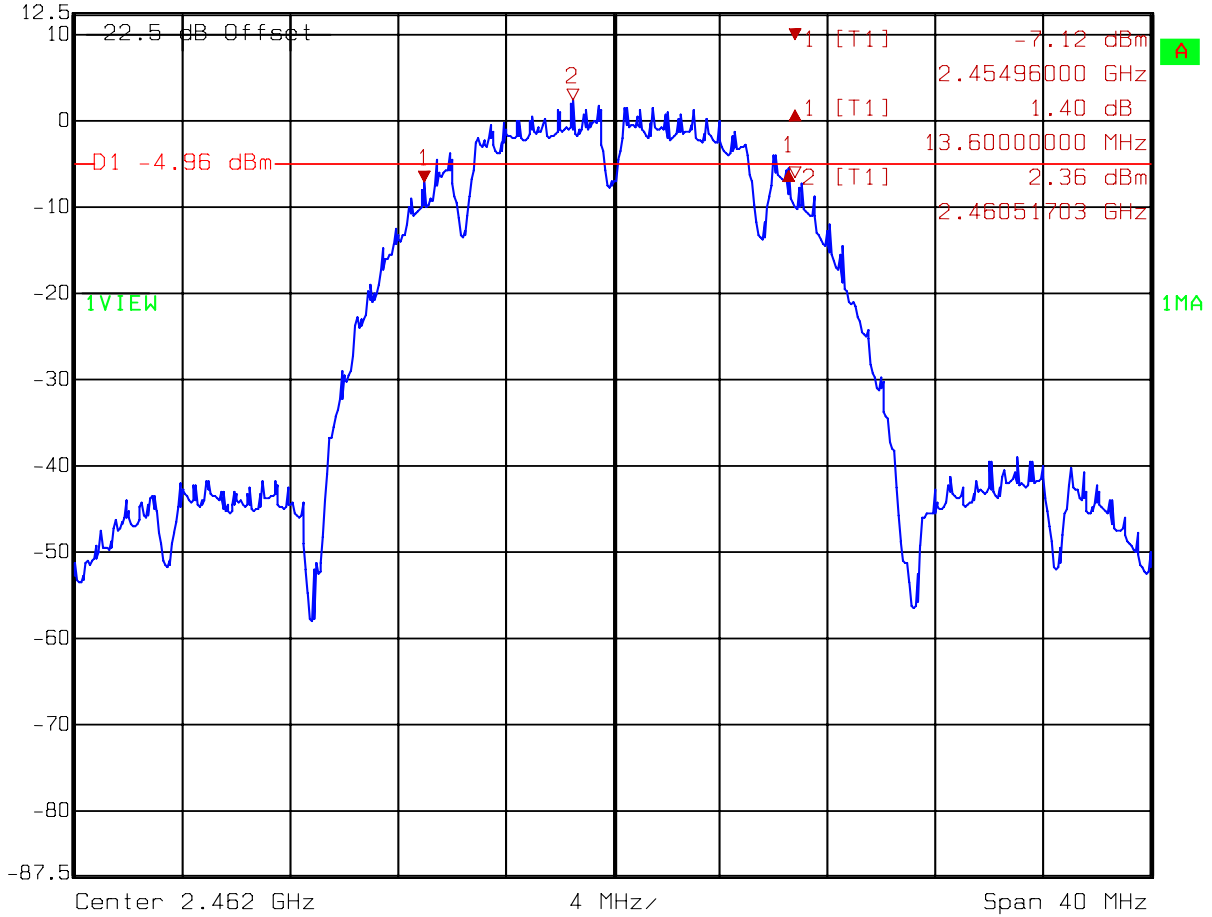
	Delta 1 [T1]	RBW	100 kHz	RF Att	0 dB
	Ref Lvl	-0.37 dB	VBW	100 kHz	
	12.5 dBm	13.1200000 MHz	SWT	10 ms	Unit



Title: 6dB Band-Width
 Comment A: CH 6 at 802.11b mode
 Date: 17.APR.2008 10:45:34


Chain A
Test Mode: 802.11b mode CH11

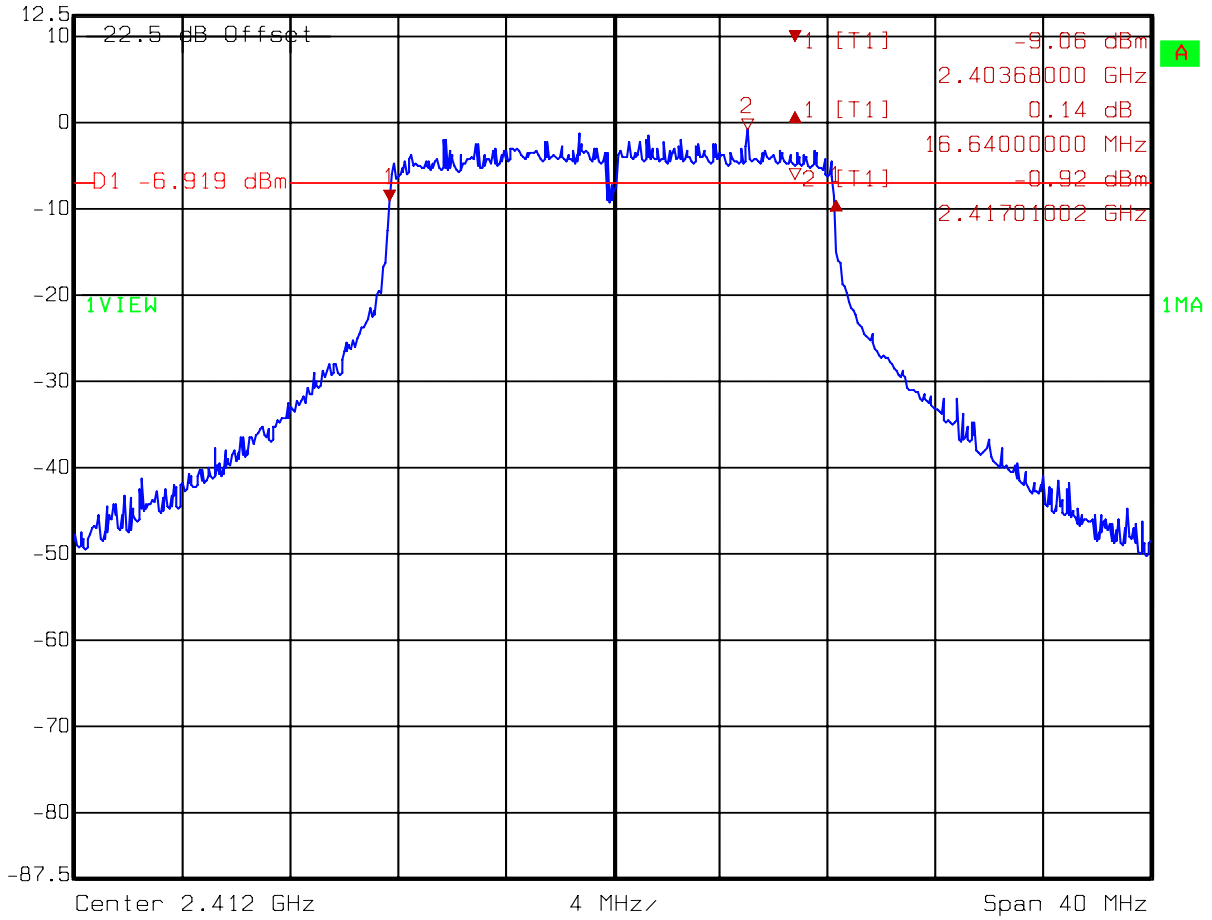
	Delta 1 [T1]	RBW	100 kHz	RF Att	0 dB
	Ref Lvl	1.40 dB	VBW	100 kHz	
	12.5 dBm	13.60000000 MHz	SWT	10 ms	Unit



Title: 6dB Band-Width
 Comment A: CH 11 at 802.11b mode
 Date: 17.APR.2008 10:49:11


Chain A
Test Mode: 802.11g mode CH1

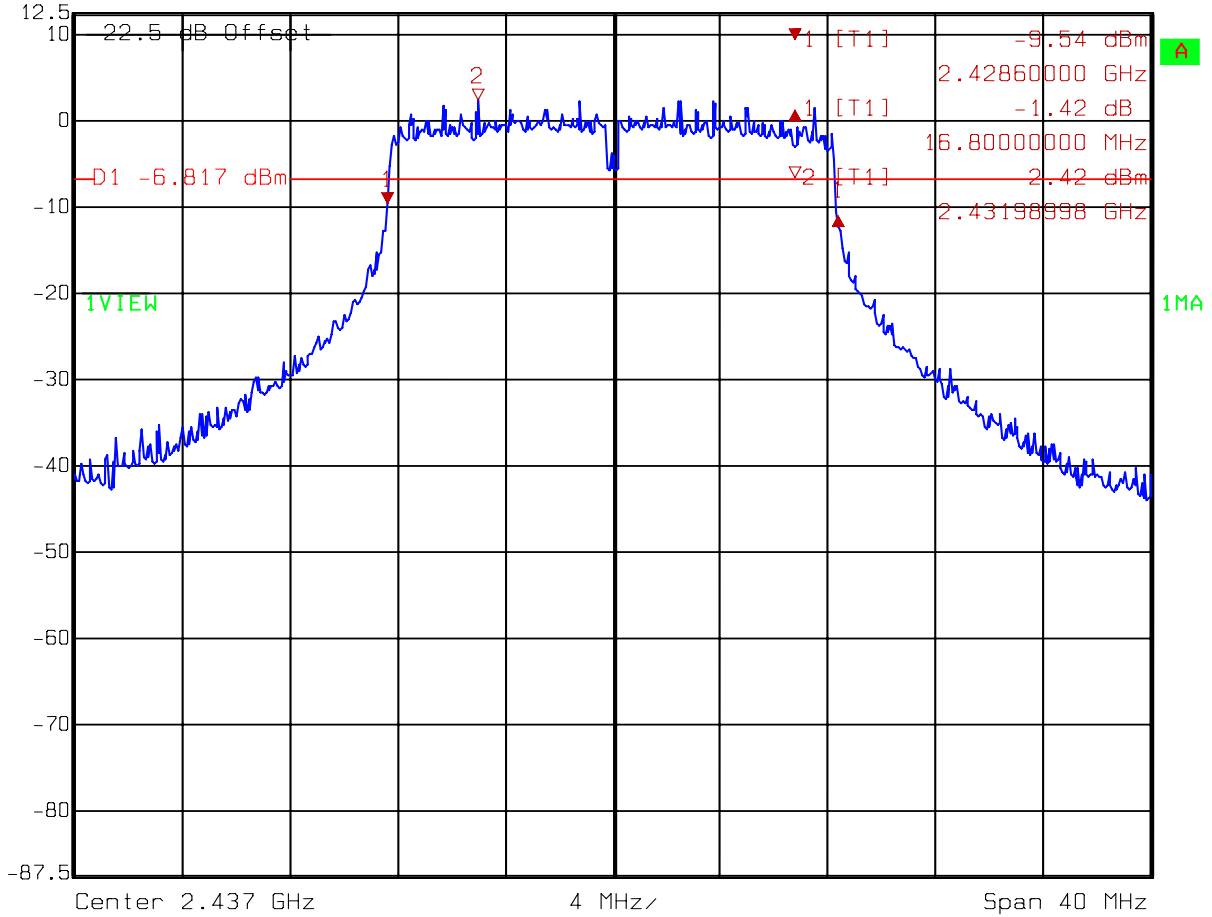
	Delta 1 [T1]	RBW	100 kHz	RF Att	0 dB
Ref Lvl	0.14 dB	VBW	100 kHz		
12.5 dBm	16.64000000 MHz	SWT	10 ms	Unit	dBm



Title: 6dB Band-Width
 Comment A: CH 1 at 802.11g mode
 Date: 17.APR.2008 11:01:03


Chain A
Test Mode: 802.11g mode CH6

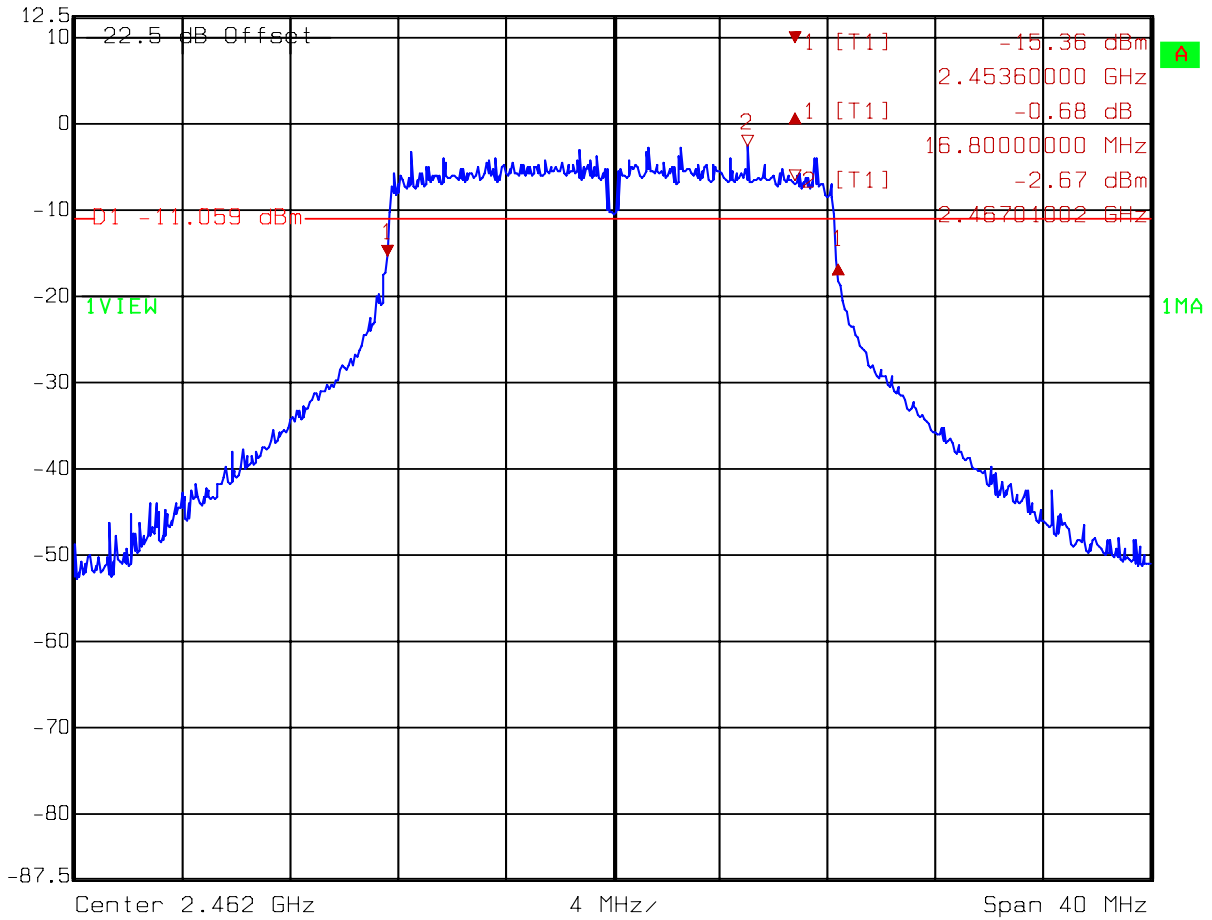
	Delta 1 [T1]	RBW	100 kHz	RF Att	0 dB
	Ref Lvl	-1.42 dB	VBW	100 kHz	
	12.5 dBm	16.80000000 MHz	SWT	10 ms	Unit



Title: 6dB Band-Width
 Comment A: CH 6 at 802.11g mode
 Date: 17.APR.2008 11:16:57


Chain A
Test Mode: 802.11g mode CH11

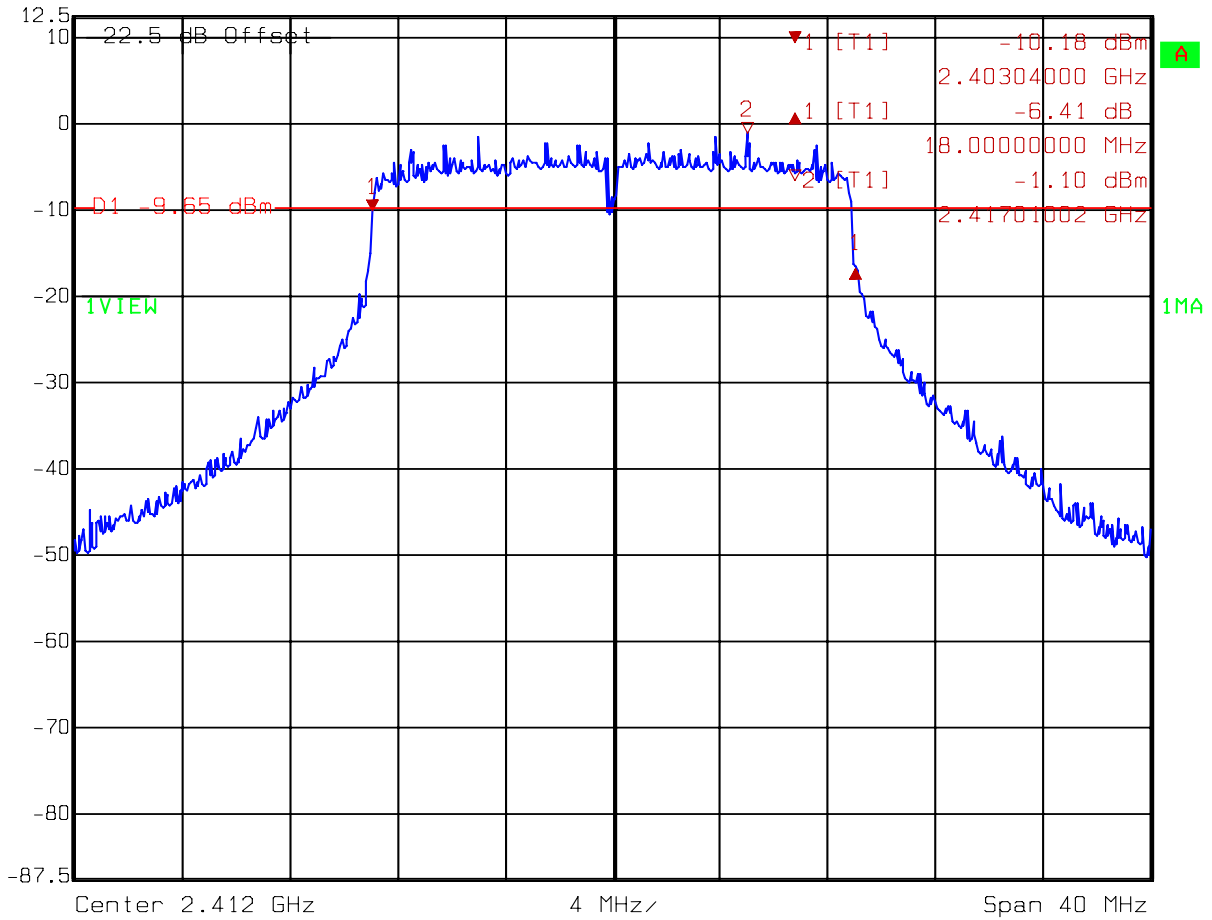
	Delta 1 [T1]	RBW	100 kHz	RF Att	0 dB
	Ref Lvl	-0.68 dB	VBW	100 kHz	
	12.5 dBm	16.80000000 MHz	SWT	10 ms	Unit



Title: 6dB Band-Width
 Comment A: CH 11 at 802.11g mode
 Date: 17.APR.2008 11:20:01


Chain A
Test Mode: 802.11n HT20 mode CH1

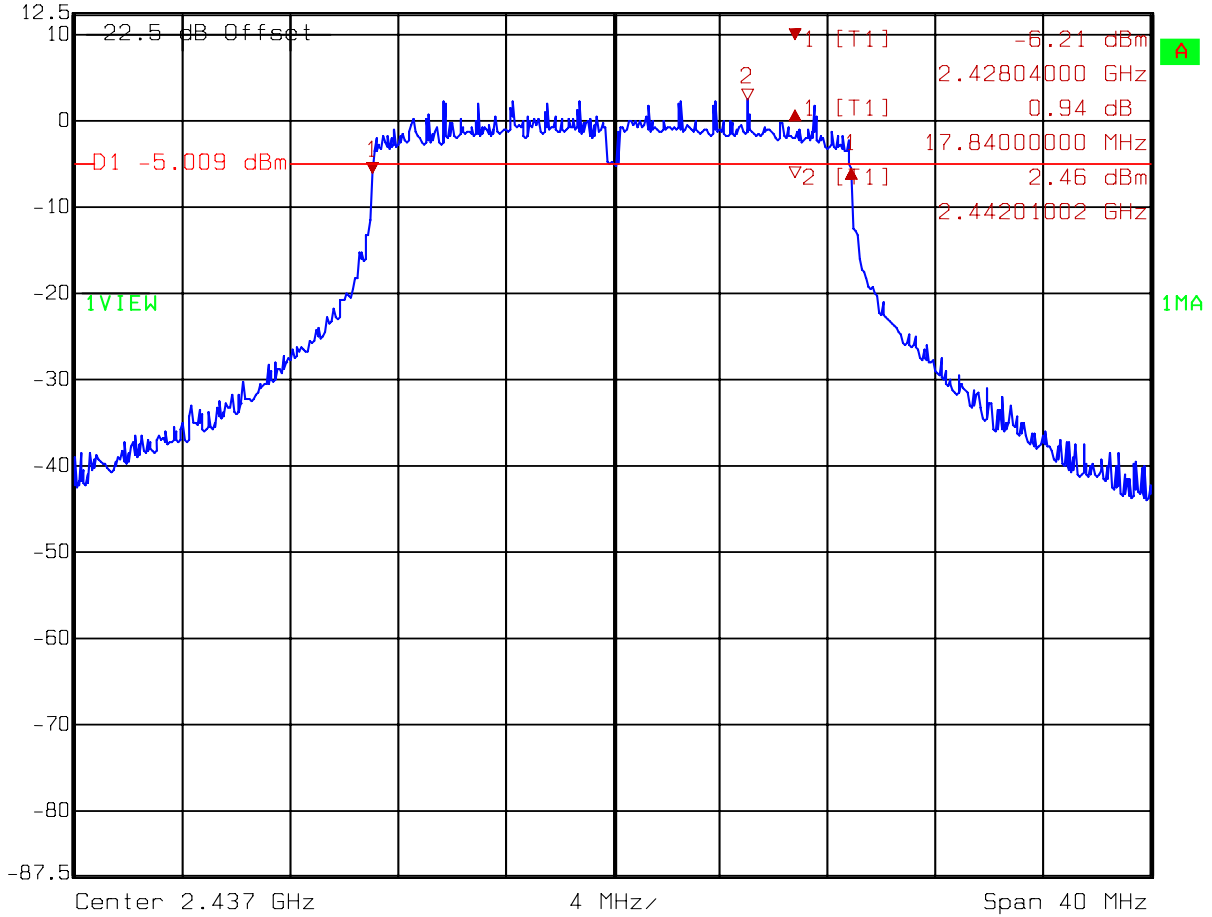
	Delta 1 [T1]	RBW	100 kHz	RF Att	0 dB
	Ref Lvl	-6.41 dB	VBW	100 kHz	
	12.5 dBm	18.00000000 MHz	SWT	10 ms	Unit



Title: 6dB Band-Width
 Comment A: CH 1 at 802.11n 20MHz mode
 Date: 17.APR.2008 11:30:30


Chain A
Test Mode: 802.11n HT20 mode CH6

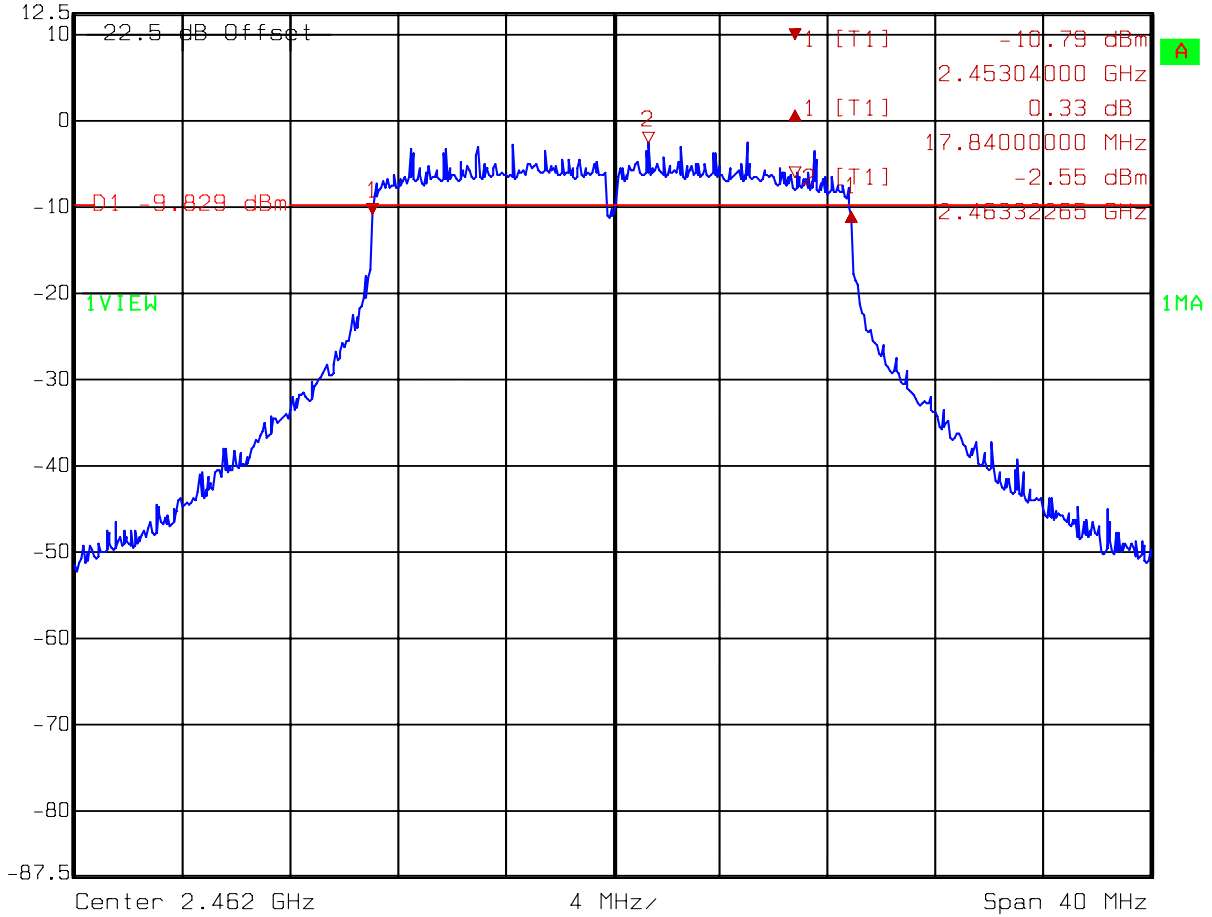
	Delta 1 [T1]	RBW	100 kHz	RF Att	0 dB
	Ref Lvl	0.94 dB	VBW	100 kHz	
	12.5 dBm	17.84000000 MHz	SWT	10 ms	Unit



Title: 6dB Band-Width
 Comment A: CH 6 at 802.11n 20MHz mode
 Date: 17.APR.2008 11:39:20


Chain A
Test Mode: 802.11n HT20 mode CH11

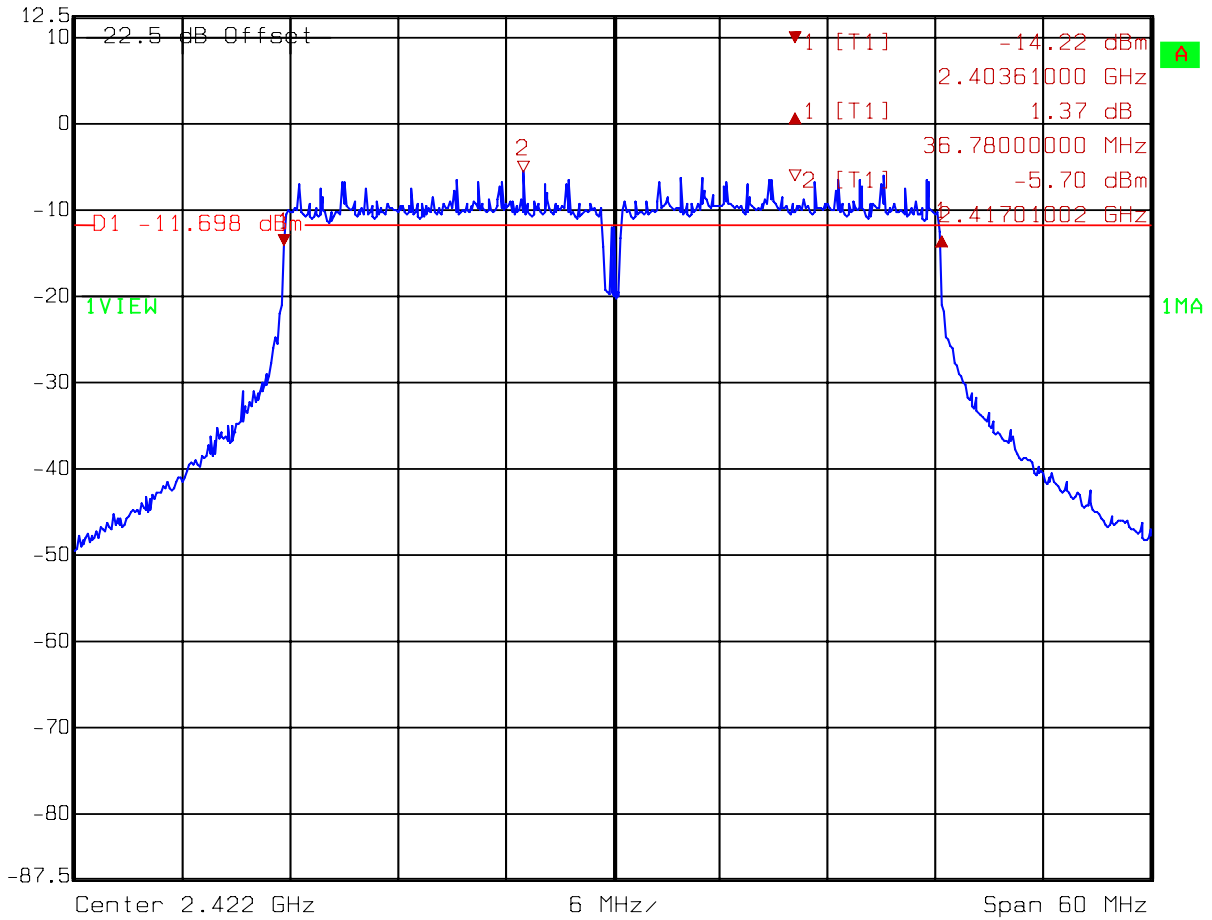
	Delta 1 [T1]	RBW	100 kHz	RF Att	0 dB
	Ref Lvl	0.33 dB	VBW	100 kHz	
	12.5 dBm	17.84000000 MHz	SWT	10 ms	Unit



Title: 6dB Band-Width
 Comment A: CH 11 at 802.11n 20MHz mode
 Date: 17.APR.2008 11:58:31


Chain A
Test Mode: 802.11n HT40 mode CH3

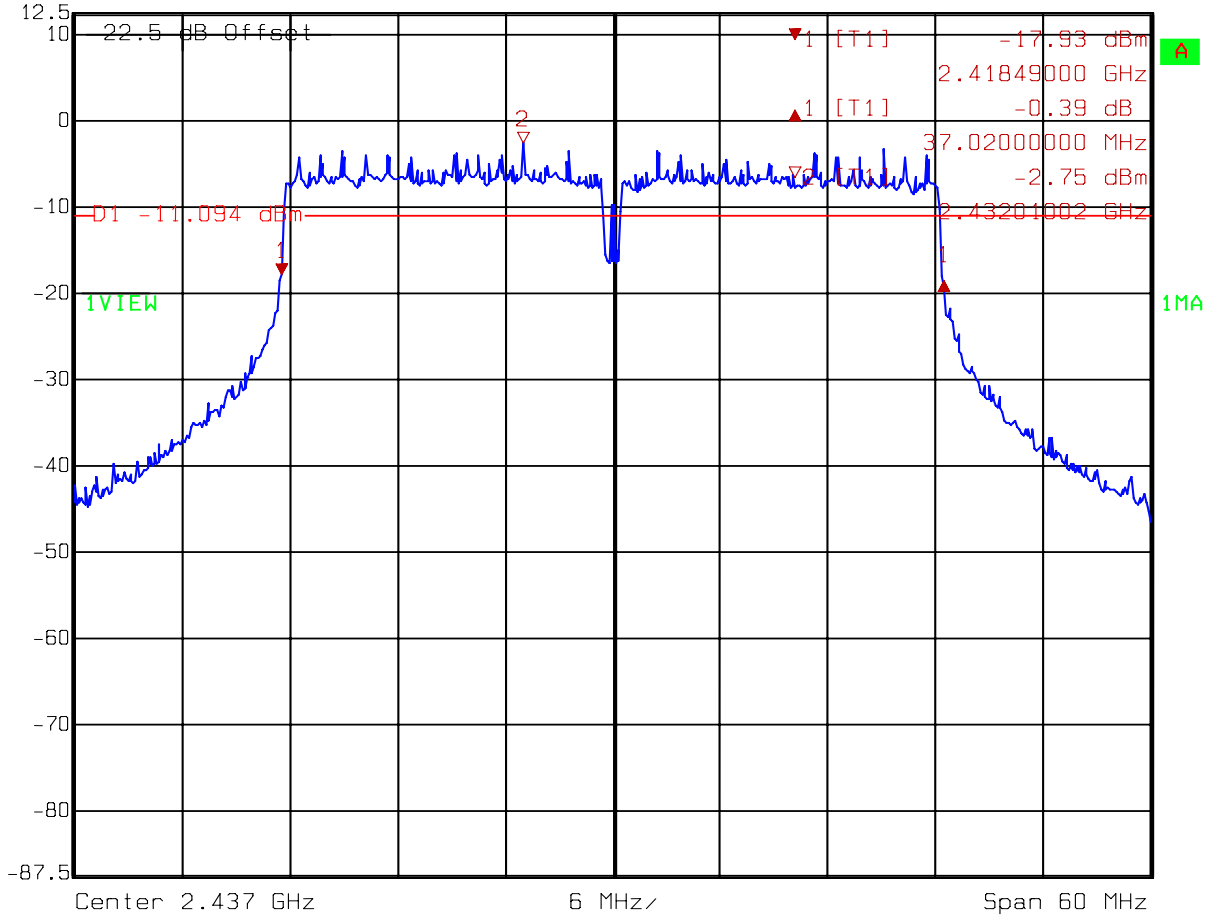
	Delta 1 [T1]	RBW	100 kHz	RF Att	0 dB
	Ref Lvl	1.37 dB	VBW	100 kHz	
	12.5 dBm	36.78000000 MHz	SWT	15 ms	Unit



Title: 6dB Band-Width
 Comment A: CH 3 at 802.11n 40MHz mode
 Date: 17.APR.2008 12:01:50


Chain A
Test Mode: 802.11n HT40 mode CH6

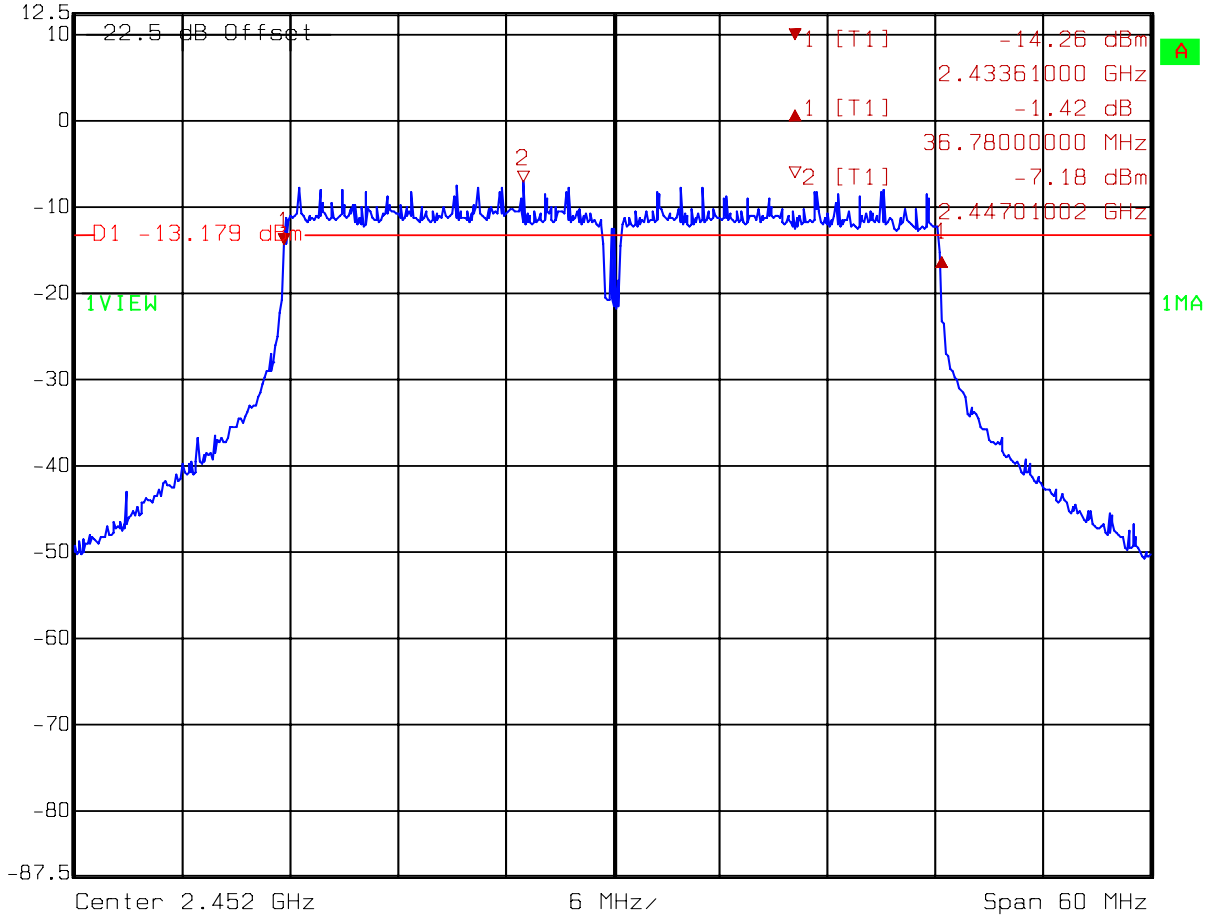
	Delta 1 [T1]	RBW	100 kHz	RF Att	0 dB
	Ref Lvl	-0.39 dB	VBW	100 kHz	
	12.5 dBm	37.02000000 MHz	SWT	15 ms	Unit



Title: 6dB Band-Width
 Comment A: CH 6 at 802.11n 40MHz mode
 Date: 17.APR.2008 12:15:09


Chain A
Test Mode: 802.11n HT40 mode CH9

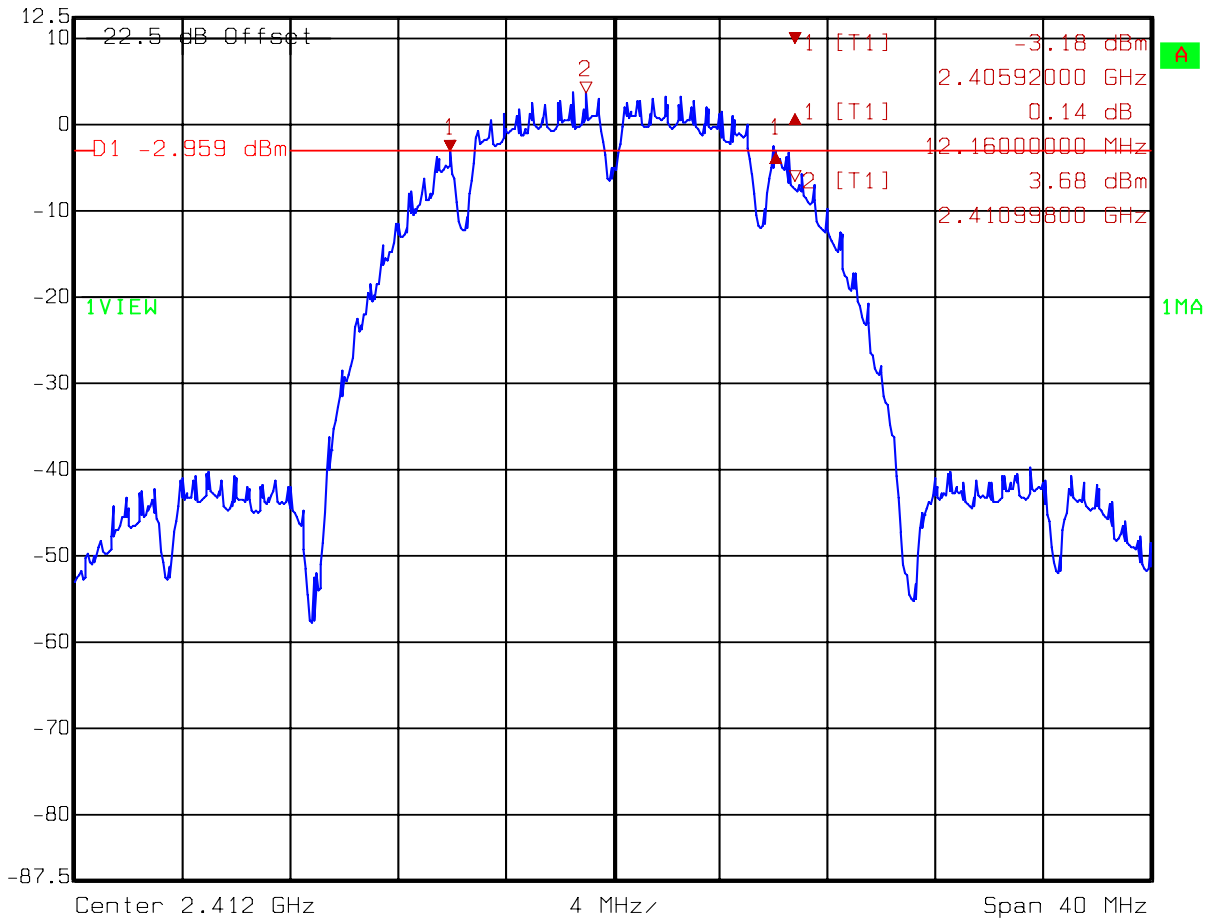
	Delta 1 [T1]	RBW	100 kHz	RF Att	0 dB
	Ref Lvl	-1.42 dB	VBW	100 kHz	
	12.5 dBm	36.78000000 MHz	SWT	15 ms	Unit



Title: 6dB Band-Width
 Comment A: CH 9 at 802.11n 40MHz mode
 Date: 17.APR.2008 12:18:31


Chain B
Test Mode: 802.11b mode CH1

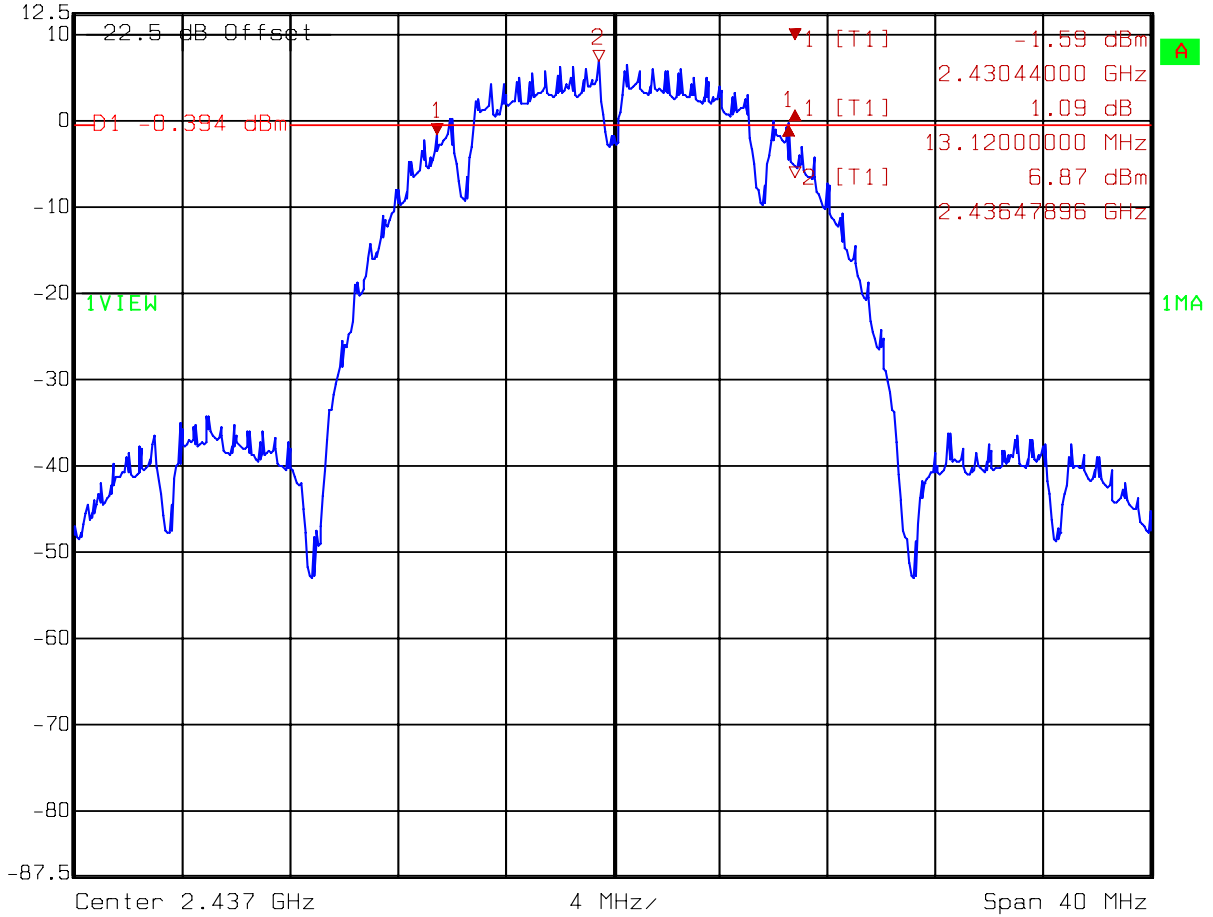
	Delta 1 [T1]	RBW	100 kHz	RF Att	0 dB
Ref Lvl	0.14 dB	VBW	100 kHz		
12.5 dBm	12.16000000 MHz	SWT	10 ms	Unit	dBm



Title: 6dB Band-Width
 Comment A: CH 1 at 802.11b mode
 Date: 17.APR.2008 10:29:59


Chain B
Test Mode: 802.11b mode CH6

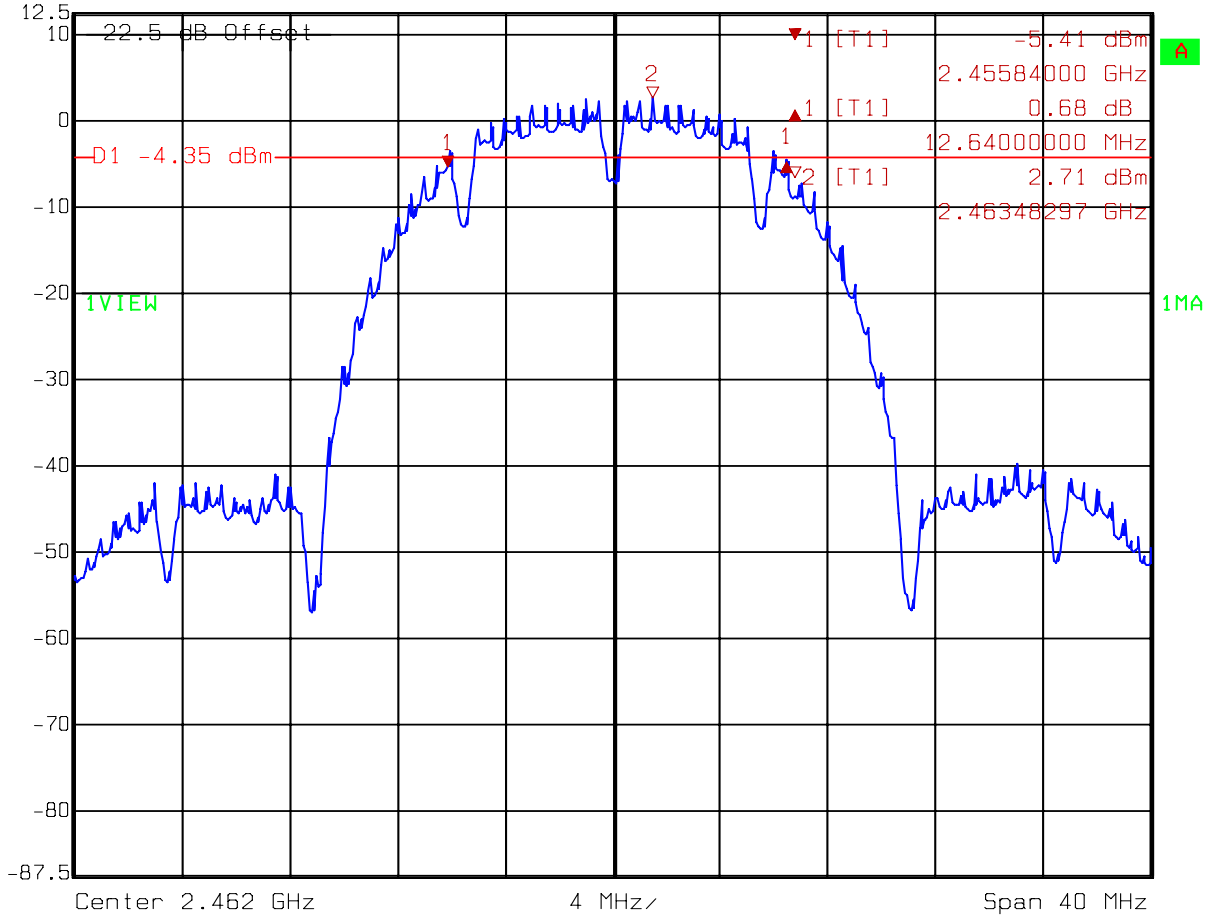
	Delta 1 [T1]	RBW	100 kHz	RF Att	0 dB
	Ref Lvl	1.09 dB	VBW	100 kHz	
	12.5 dBm	13.12000000 MHz	SWT	10 ms	Unit



Title: 6dB Band-Width
 Comment A: CH 6 at 802.11b mode
 Date: 17.APR.2008 10:42:56


Chain B
Test Mode: 802.11b mode CH11

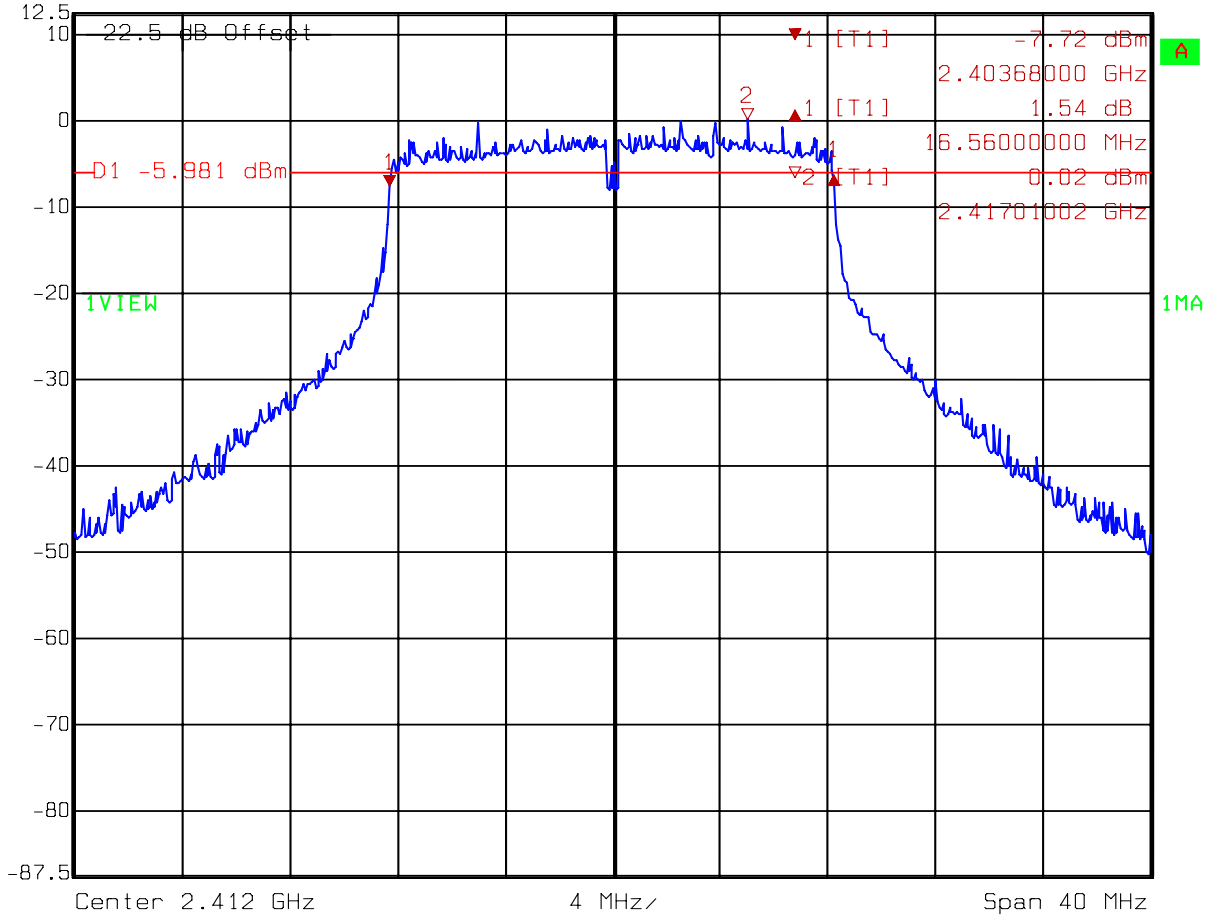
	Delta 1 [T1]	RBW	100 kHz	RF Att	0 dB
Ref Lvl	0.68 dB	VBW	100 kHz	Unit	dBm
12.5 dBm	12.64000000 MHz	SWT	10 ms		



Title: 6dB Band-Width
 Comment A: CH 11 at 802.11b mode
 Date: 17.APR.2008 10:51:45


Chain B
Test Mode: 802.11g mode CH1

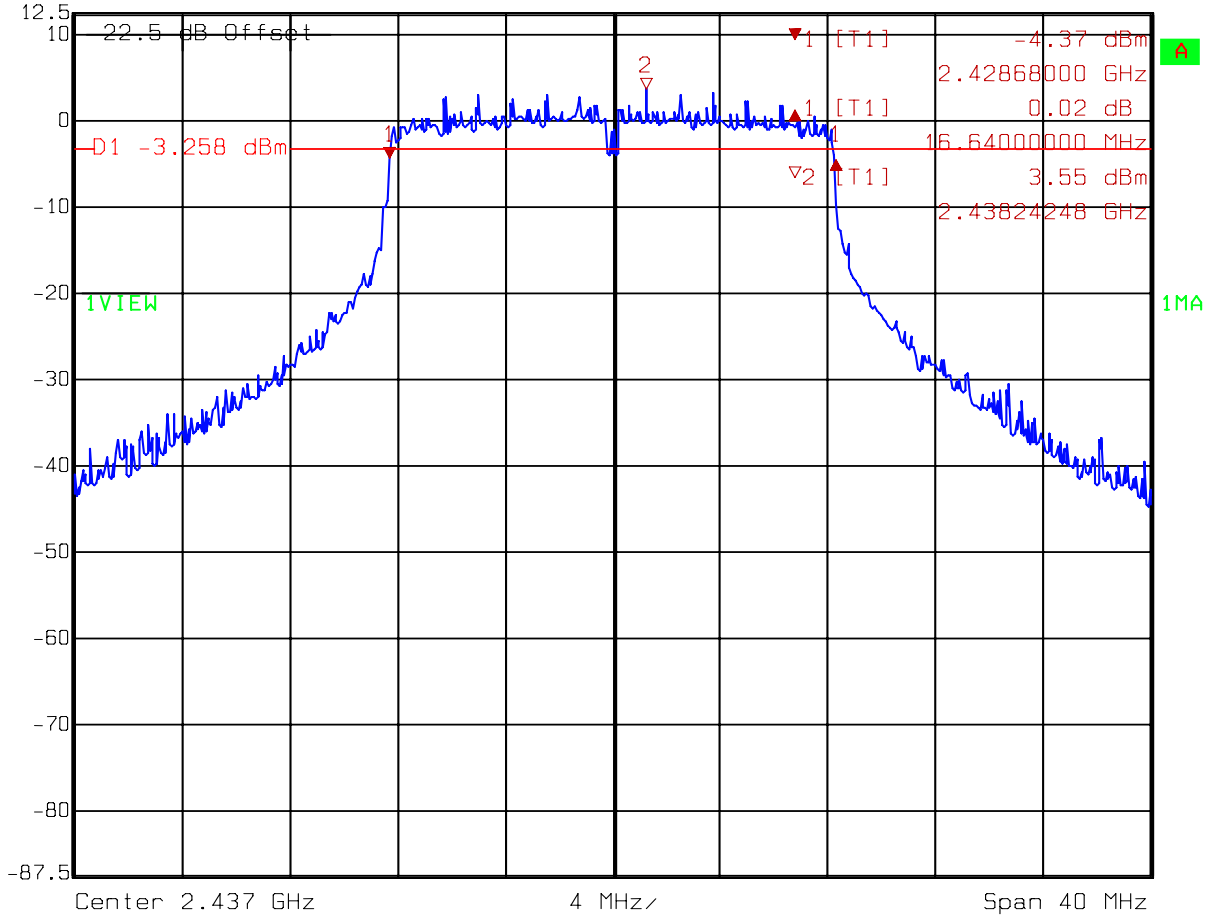
	Delta 1 [T1]	RBW	100 kHz	RF Att	0 dB
	Ref Lvl	1.54 dB	VBW	100 kHz	
	12.5 dBm	16.56000000 MHz	SWT	10 ms	Unit



Title: 6dB Band-Width
 Comment A: CH 1 at 802.11g mode
 Date: 17.APR.2008 11:04:36


Chain B
Test Mode: 802.11g mode CH6

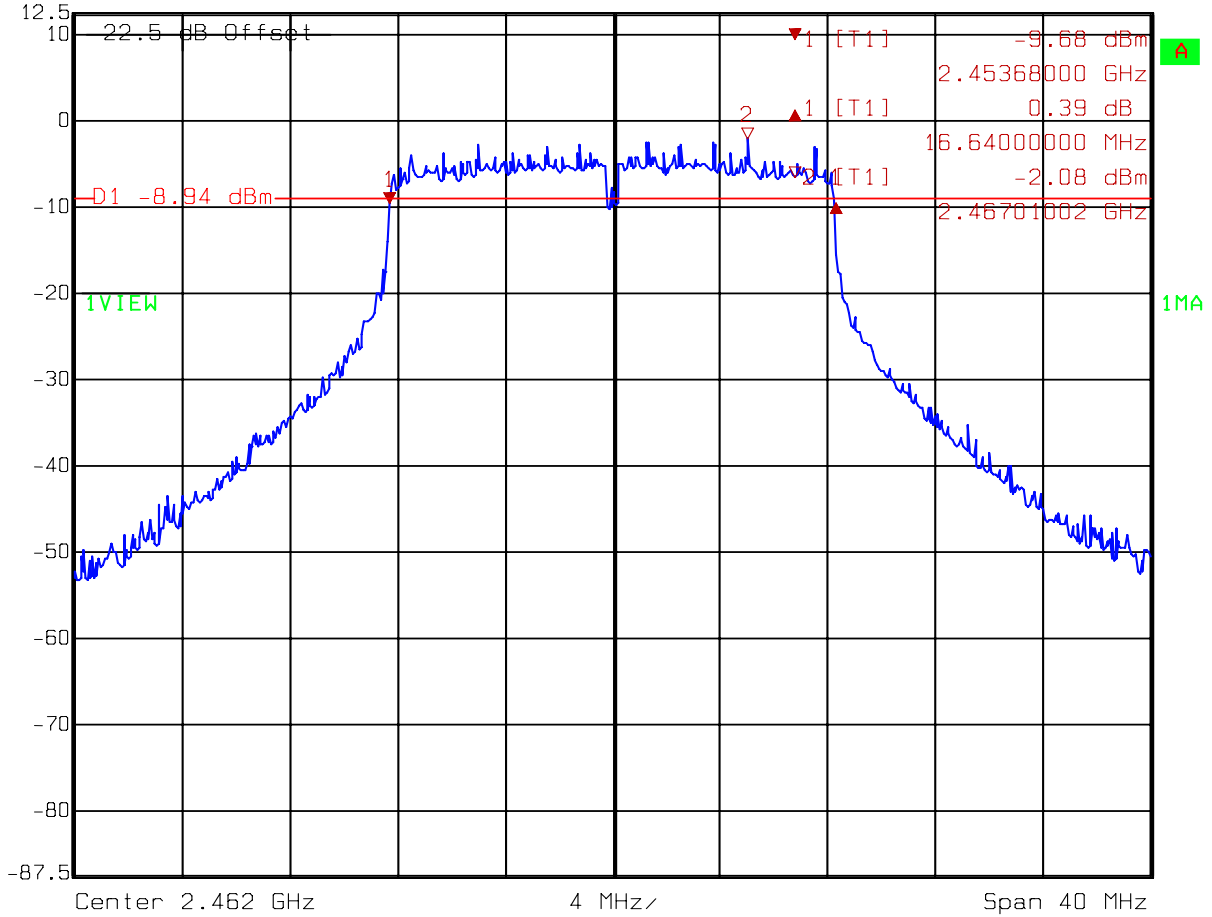
	Delta 1 [T1]	RBW	100 kHz	RF Att	0 dB
	Ref Lvl	0.02 dB	VBW	100 kHz	
	12.5 dBm	16.64000000 MHz	SWT	10 ms	Unit dBm



Title: 6dB Band-Width
 Comment A: CH 6 at 802.11g mode
 Date: 17.APR.2008 11:14:10


Chain B
Test Mode: 802.11g mode CH11

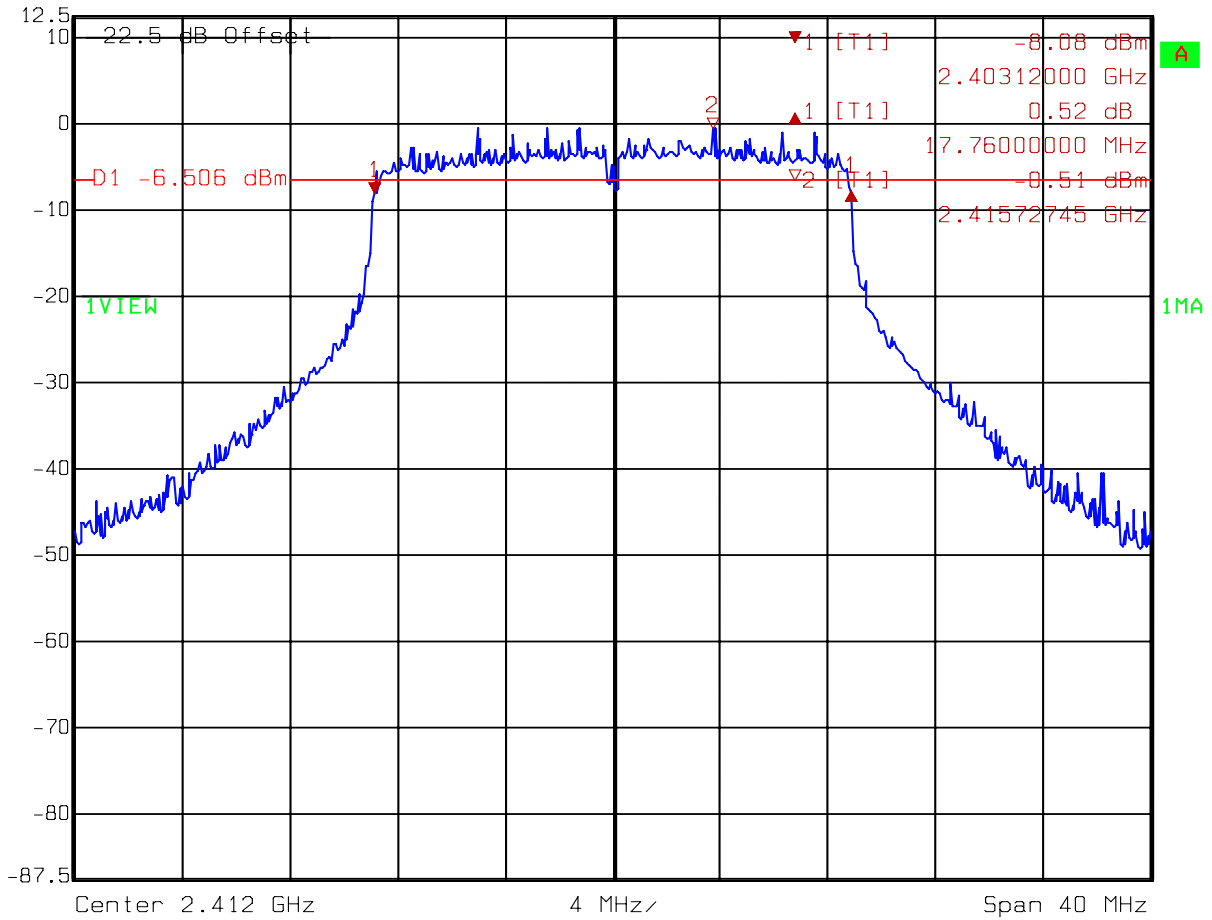
	Delta 1 [T1]	RBW	100 kHz	RF Att	0 dB
	Ref Lvl	0.39 dB	VBW	100 kHz	
	12.5 dBm	16.64000000 MHz	SWT	10 ms	Unit



Title: 6dB Band-Width
 Comment A: CH 11 at 802.11g mode
 Date: 17.APR.2008 11:23:58


Chain B
Test Mode: 802.11n HT20 mode CH1

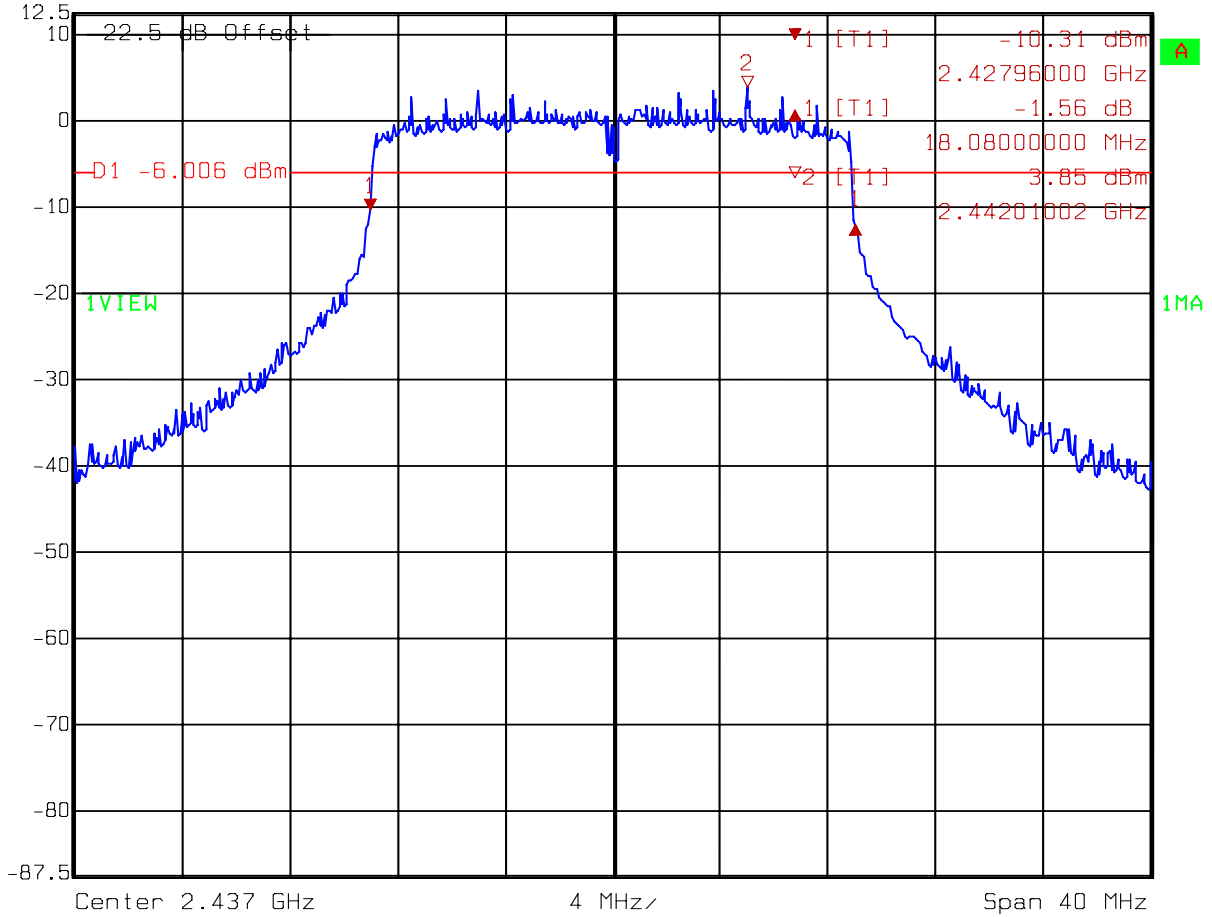
	Delta 1 [T1]	RBW	100 kHz	RF Att	0 dB
	Ref Lvl	0.52 dB	VBW	100 kHz	
	12.5 dBm	17.76000000 MHz	SWT	10 ms	Unit



Title: 6dB Band-Width
 Comment A: CH 1 at 802.11n 20MHz mode
 Date: 17.APR.2008 11:33:06


Chain B
Test Mode: 802.11n HT20 mode CH6

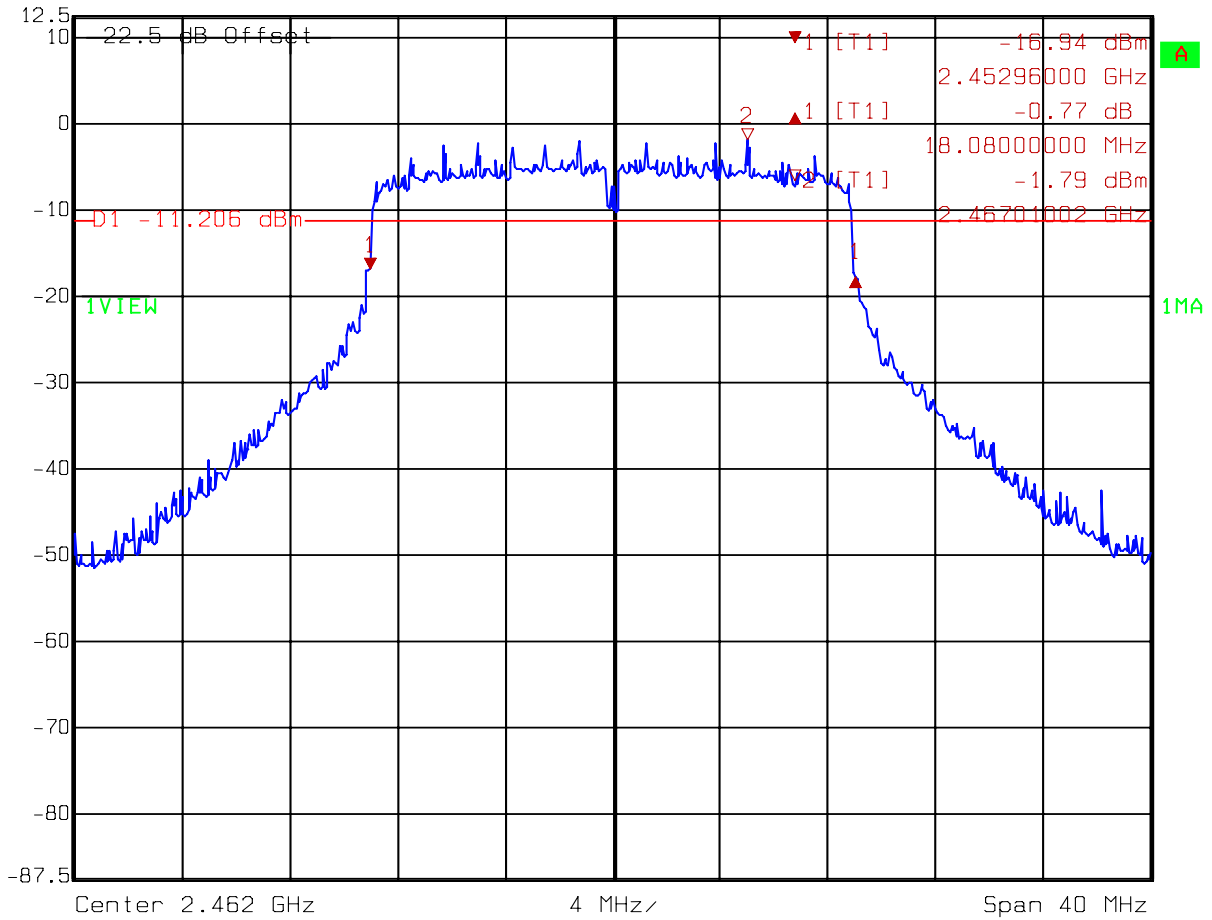
	Delta 1 [T1]	RBW	100 kHz	RF Att	0 dB
	Ref Lvl	-1.56 dB	VBW	100 kHz	
	12.5 dBm	18.08000000 MHz	SWT	10 ms	Unit dBm



Title: 6dB Band-Width
 Comment A: CH 6 at 802.11n 20MHz mode
 Date: 17.APR.2008 11:42:38


Chain B
Test Mode: 802.11n HT20 mode CH11

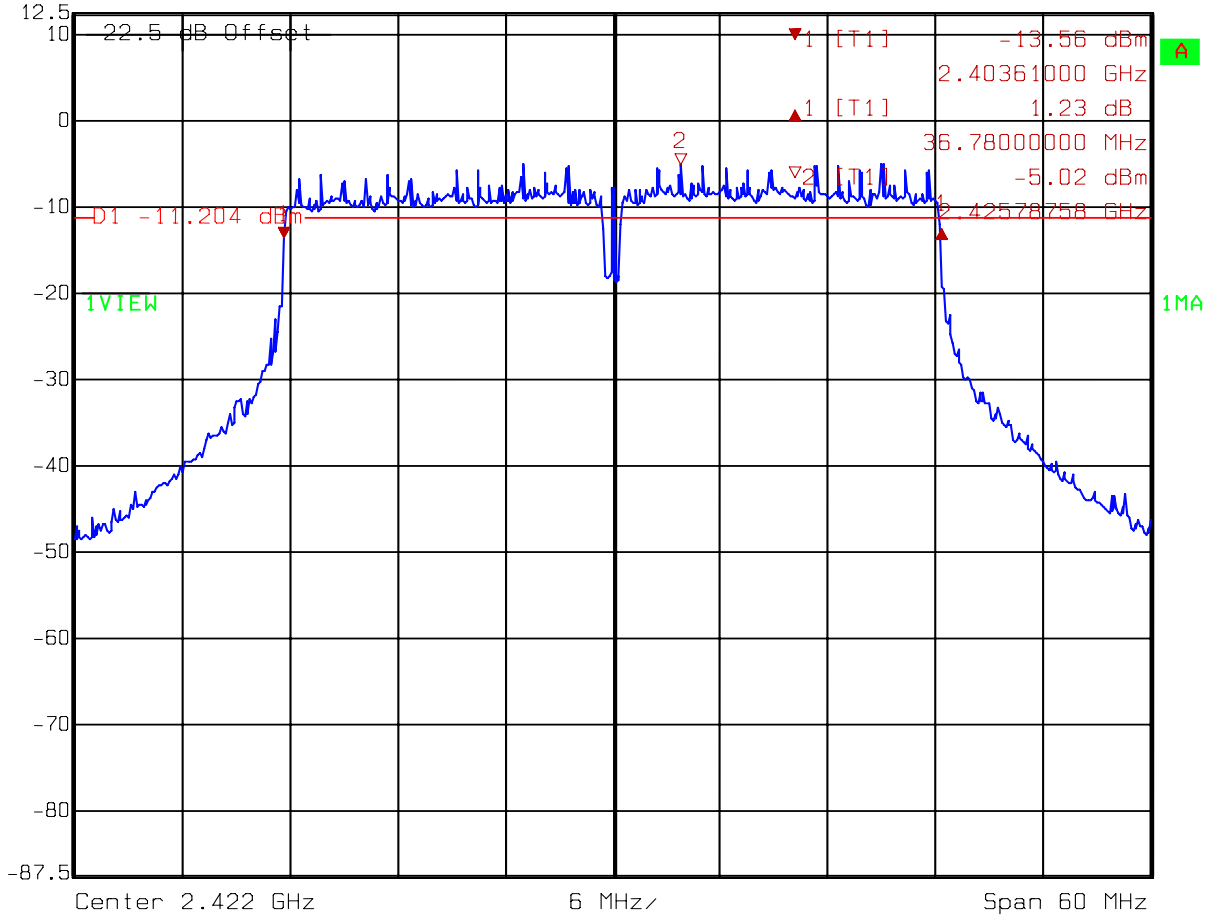
	Delta 1 [T1]	RBW	100 kHz	RF Att	0 dB
Ref Lvl	-0.77 dB	VBW	100 kHz		
12.5 dBm	18.08000000 MHz	SWT	10 ms	Unit	dBm



Title: 6dB Band-Width
 Comment A: CH 11 at 802.11n 20MHz mode
 Date: 17.APR.2008 11:55:49


Chain B
Test Mode: 802.11n HT40 mode CH3

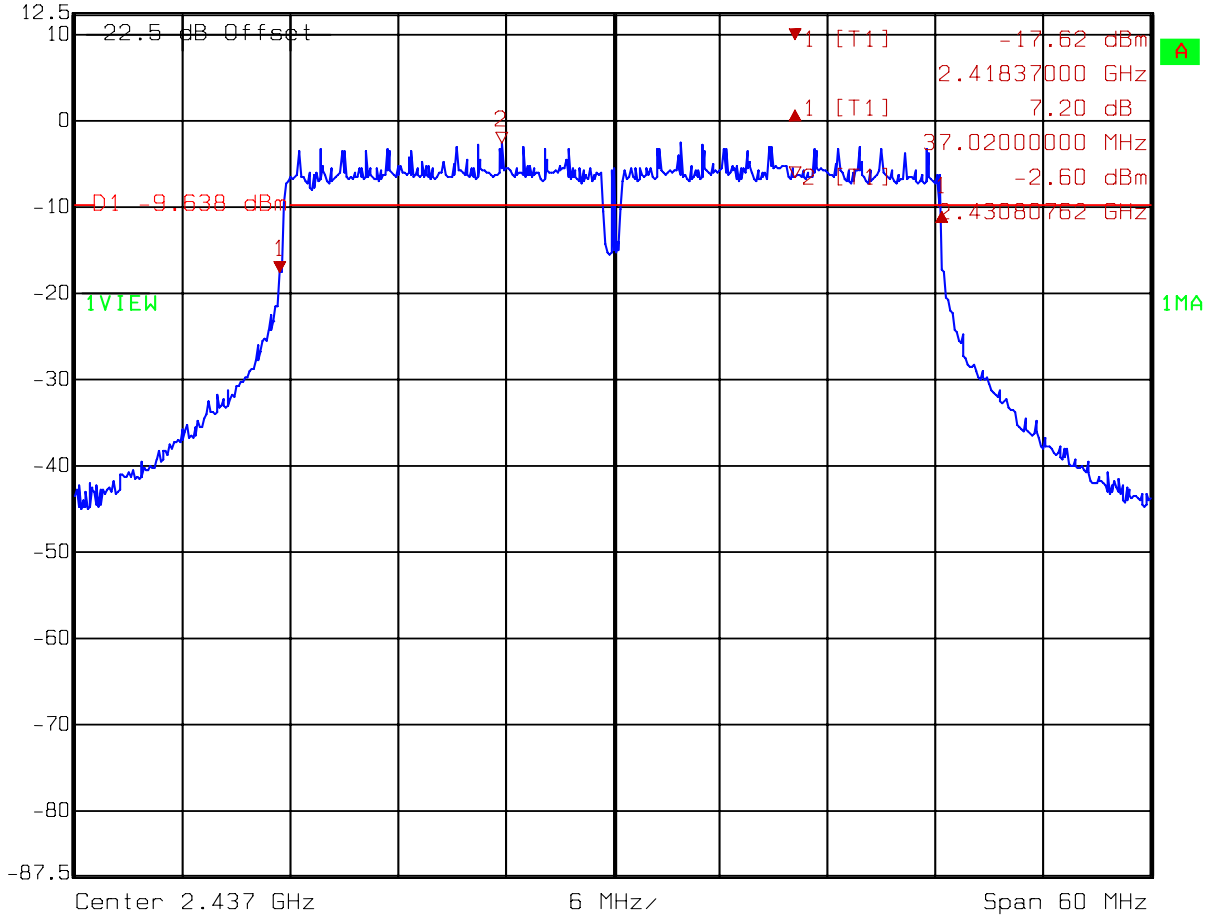
	Delta 1 [T1]	RBW	100 kHz	RF Att	0 dB
	Ref Lvl	1.23 dB	VBW	100 kHz	
	12.5 dBm	36.78000000 MHz	SWT	15 ms	Unit



Title: 6dB Band-Width
 Comment A: CH 3 at 802.11n 40MHz mode
 Date: 17.APR.2008 12:04:25


Chain B
Test Mode: 802.11n HT40 mode CH6

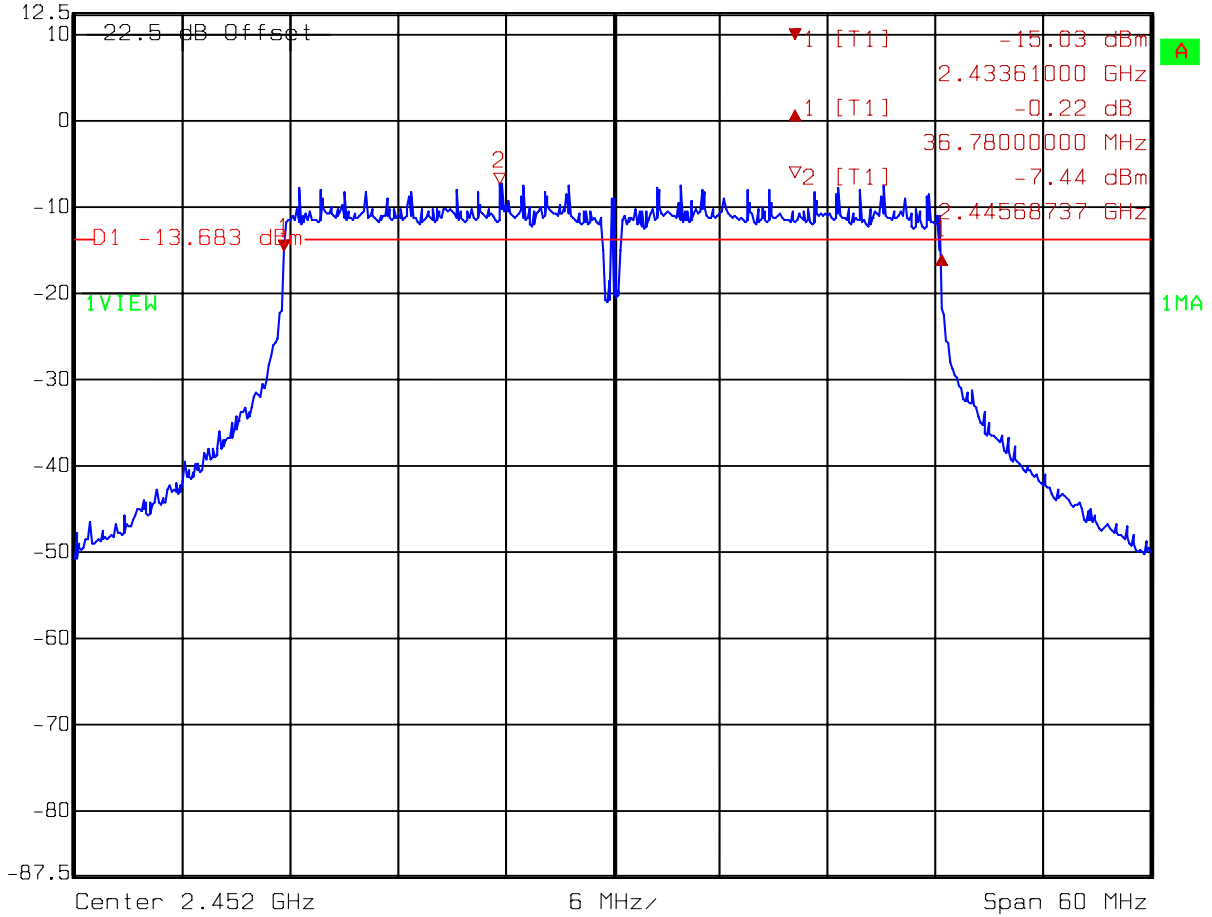
	Delta 1 [T1]	RBW	100 kHz	RF Att	0 dB
	Ref Lvl	7.20 dB	VBW	100 kHz	
	12.5 dBm	37.02000000 MHz	SWT	15 ms	Unit dBm



Title: 6dB Band-Width
 Comment A: CH 6 at 802.11n 40MHz mode
 Date: 17.APR.2008 12:12:37


Chain B
Test Mode: 802.11n HT40 mode CH9

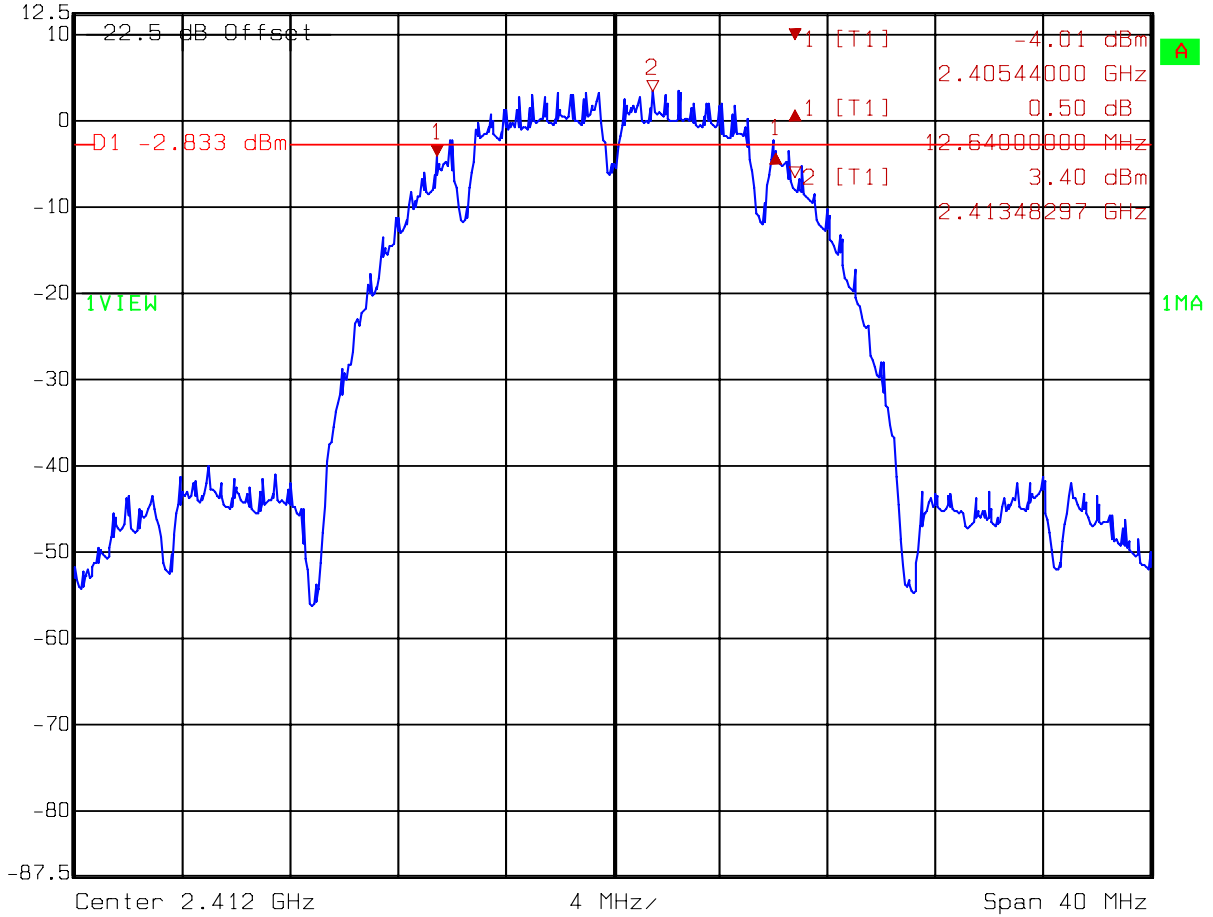
	Delta 1 [T1]	RBW	100 kHz	RF Att	0 dB
	Ref Lvl	-0.22 dB	VBW	100 kHz	
	12.5 dBm	36.78000000 MHz	SWT	15 ms	Unit



Title: 6dB Band-Width
 Comment A: CH 9 at 802.11n 40MHz mode
 Date: 17.APR.2008 12:21:03


Chain C
Test Mode: 802.11b mode CH1

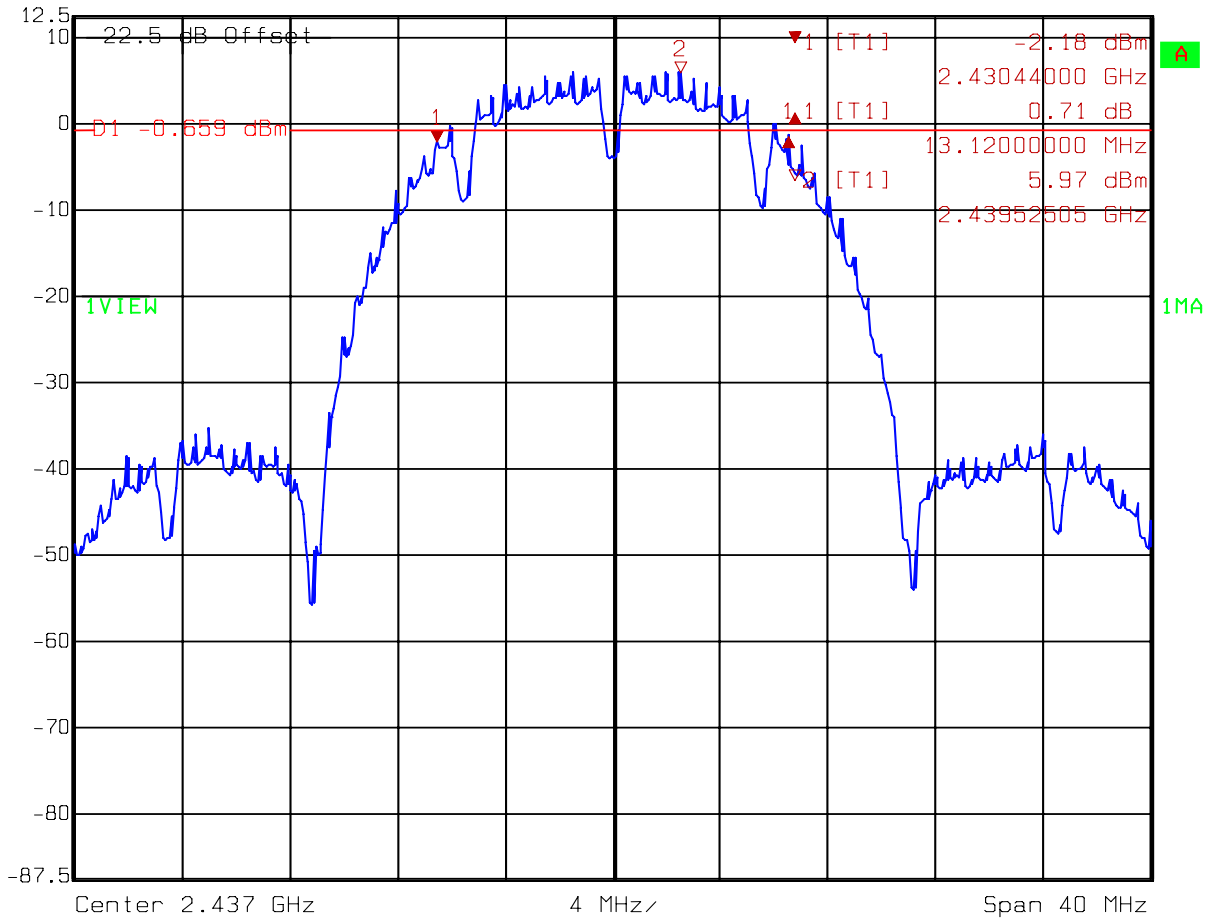
	Delta 1 [T1]	RBW	100 kHz	RF Att	0 dB
Ref Lvl	0.50 dB	VBW	100 kHz		
12.5 dBm	12.64000000 MHz	SWT	10 ms	Unit	dBm



Title: 6dB Band-Width
 Comment A: CH 1 at 802.11b mode
 Date: 17.APR.2008 10:34:47


Chain C
Test Mode: 802.11b mode CH6

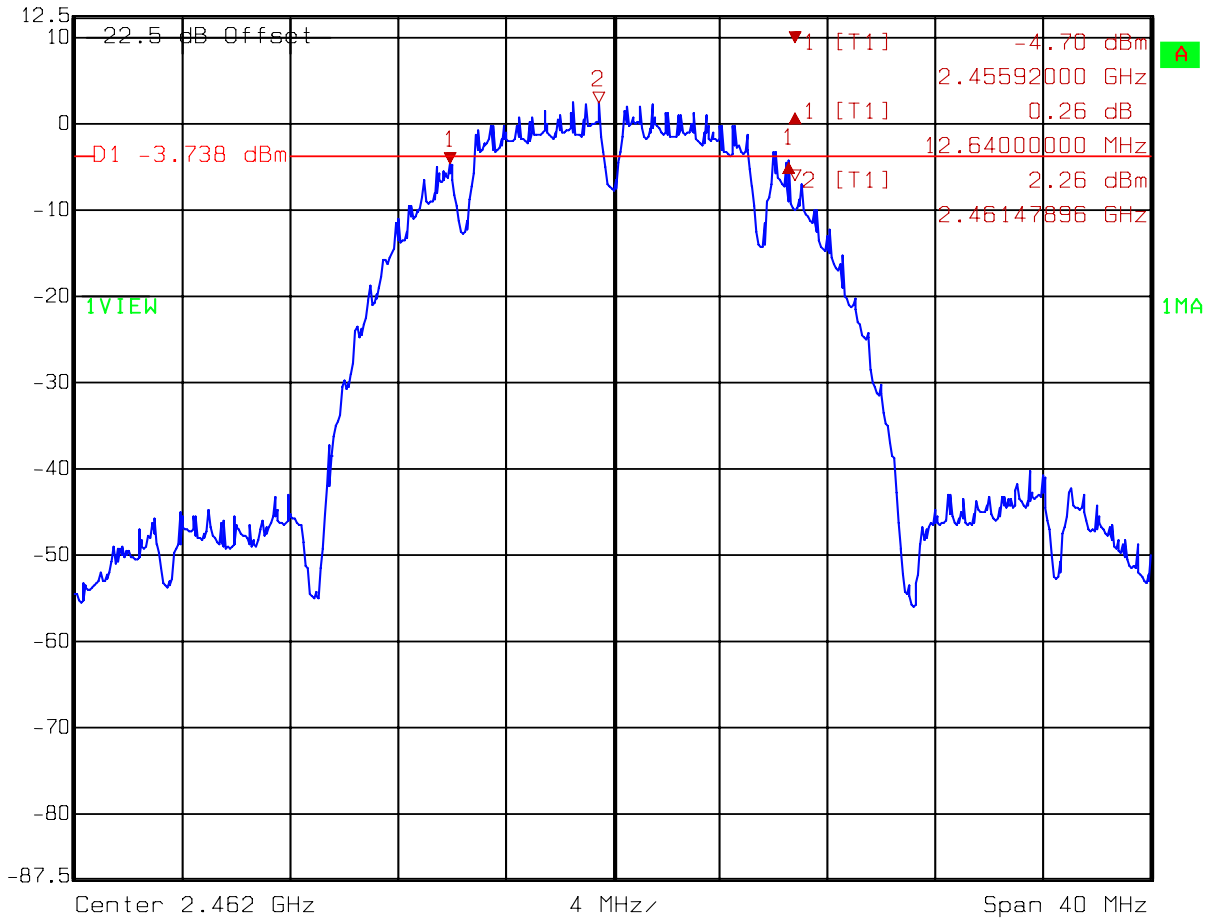
	Delta 1 [T1]	RBW	100 kHz	RF Att	0 dB
	Ref Lvl	0.71 dB	VBW	100 kHz	
	12.5 dBm	13.12000000 MHz	SWT	10 ms	Unit



Title: 6dB Band-Width
 Comment A: CH 6 at 802.11b mode
 Date: 17.APR.2008 10:37:50

Chain C
Test Mode: 802.11b mode CH11


	Delta 1 [T1]	RBW	100 kHz	RF Att	0 dB
	Ref Lvl	0.26 dB	VBW	100 kHz	
	12.5 dBm	12.64000000 MHz	SWT	10 ms	Unit

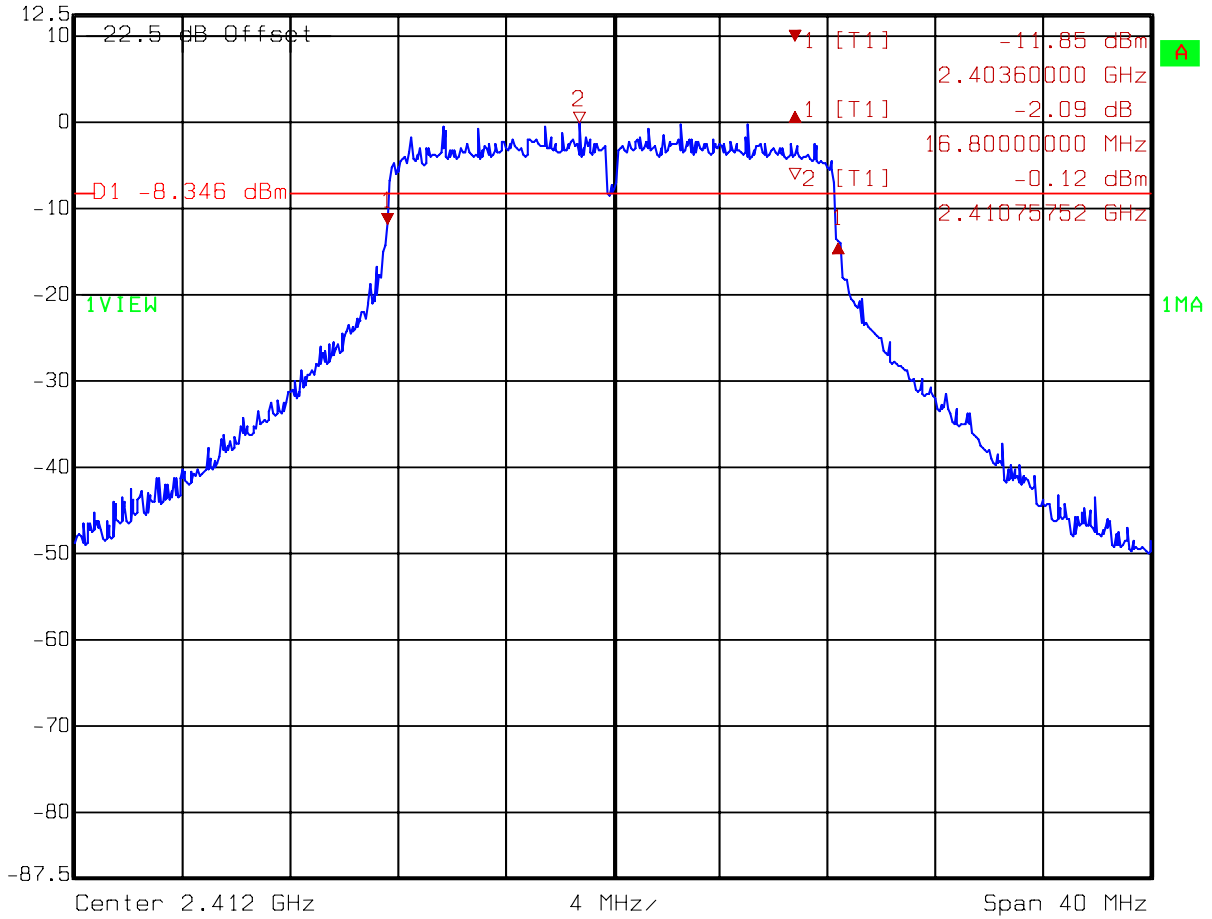


Title: 6dB Band-Width
 Comment A: CH 11 at 802.11b mode
 Date: 17.APR.2008 10:56:07

Chain C


Test Mode: 802.11g mode CH1

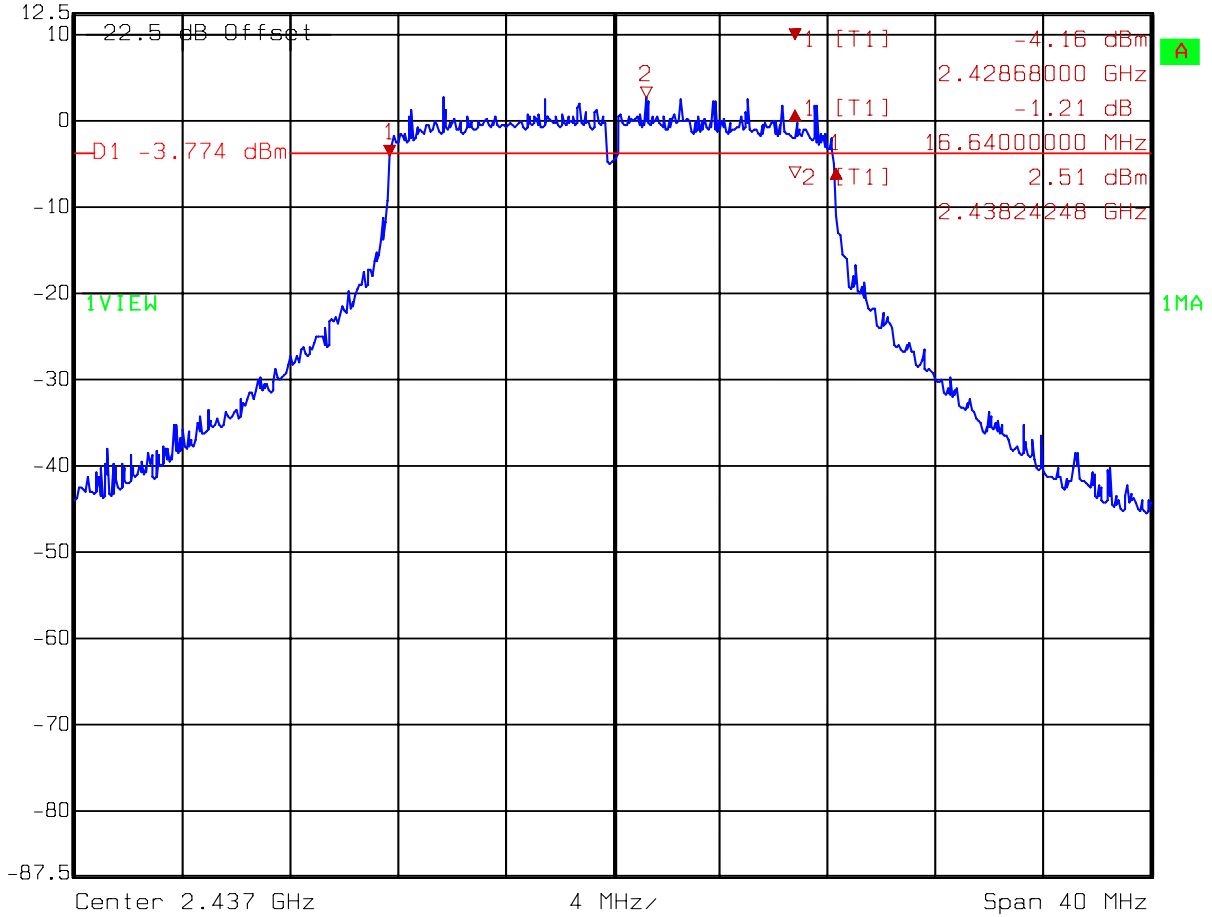
	Ref Lvl	Delta 1 [T1]	RBW	100 kHz	RF Att	0 dB
	12.5 dBm	-2.09 dB	VBW	100 kHz		
		16.80000000 MHz	SWT	10 ms	Unit	dBm



Title: 6dB Band-Width
 Comment A: CH 1 at 802.11g mode
 Date: 17.APR.2008 11:08:09


Chain C Test Mode: 802.11g mode CH6

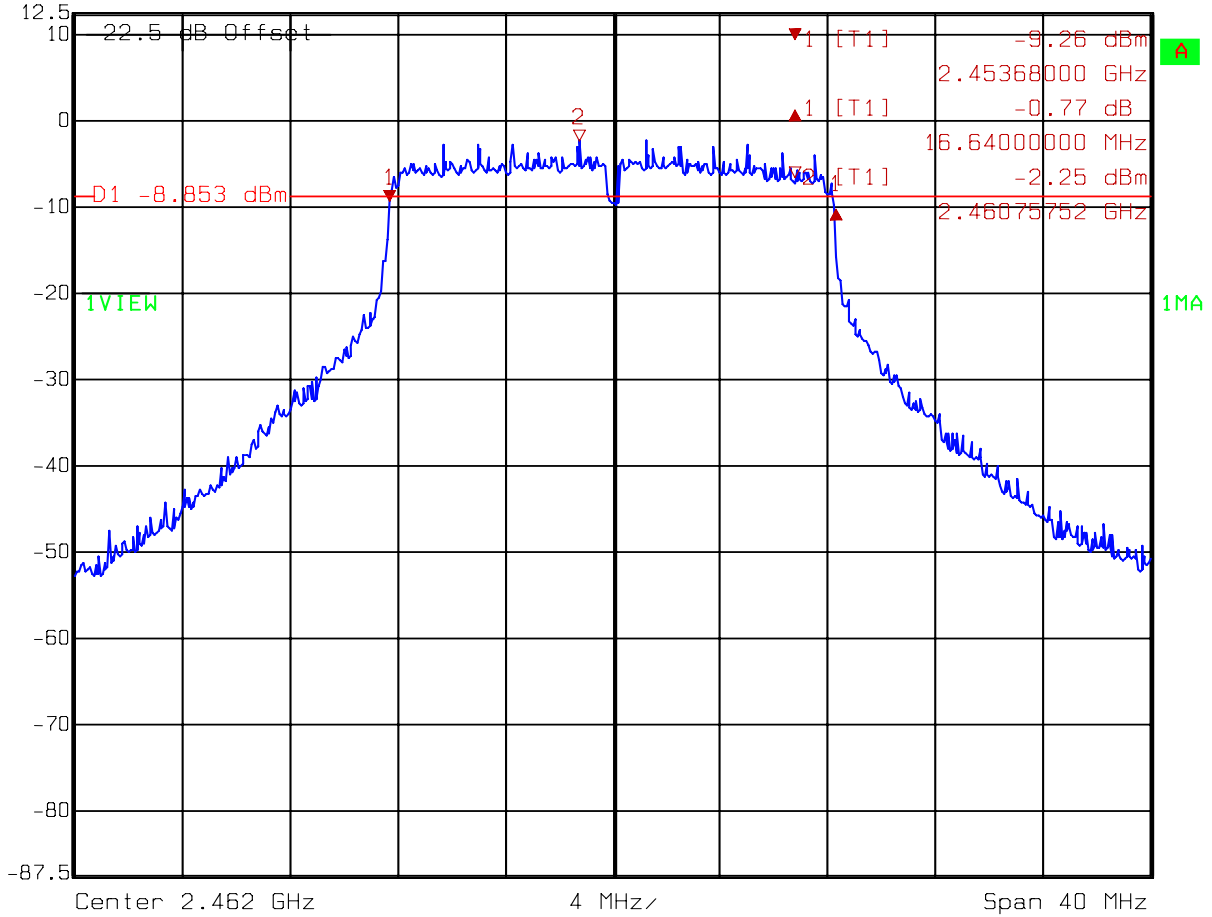
	Delta 1 [T1]	RBW	100 kHz	RF Att	0 dB
	Ref Lvl	-1.21 dB	VBW	100 kHz	
	12.5 dBm	16.64000000 MHz	SWT	10 ms	Unit



Title: 6dB Band-Width
 Comment A: CH 6 at 802.11g mode
 Date: 17.APR.2008 11:11:22


Chain C Test Mode: 802.11g mode CH11

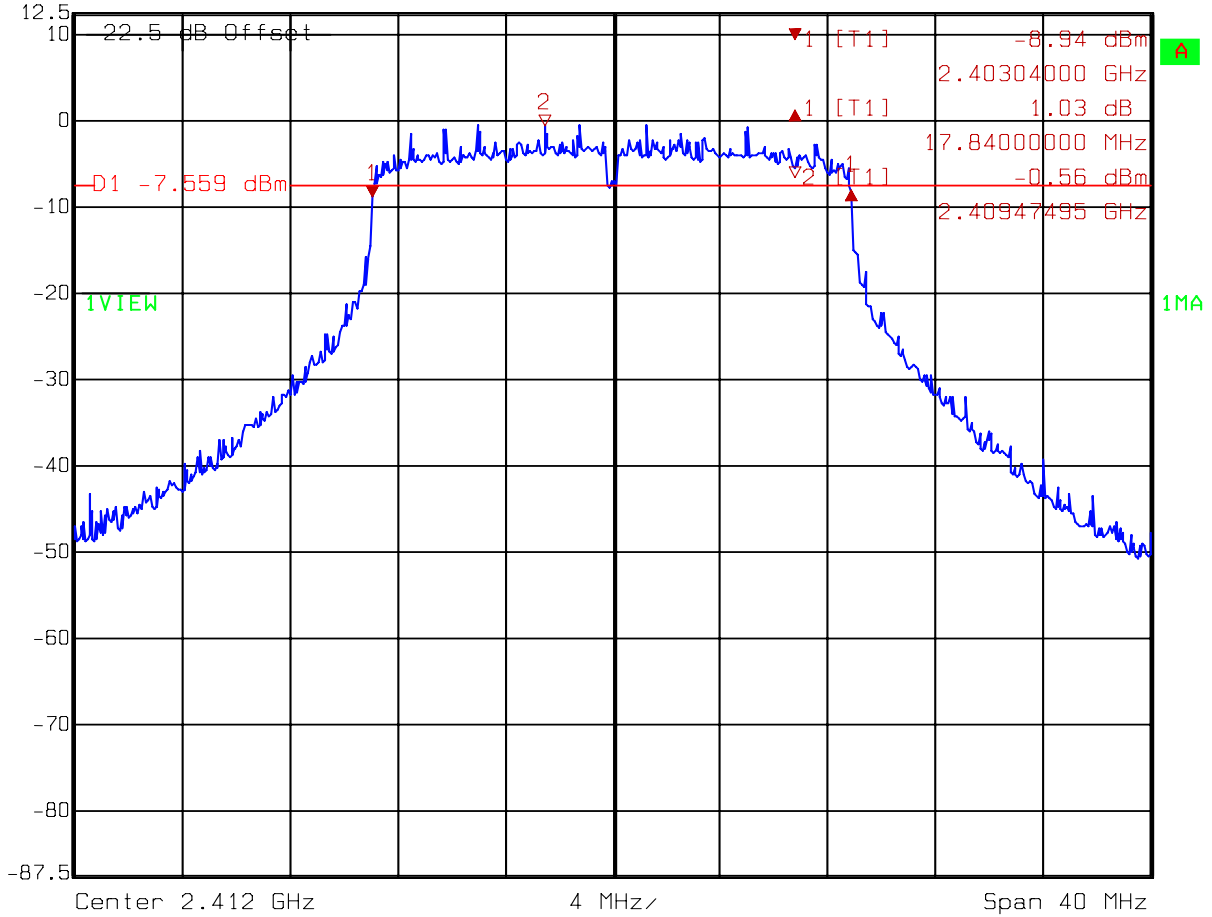
	Delta 1 [T1]	RBW	100 kHz	RF Att	0 dB
	Ref Lvl	-0.77 dB	VBW	100 kHz	
	12.5 dBm	16.64000000 MHz	SWT	10 ms	Unit



Title: 6dB Band-Width
 Comment A: CH 11 at 802.11g mode
 Date: 17.APR.2008 11:26:34


Chain C
Test Mode: 802.11n HT20 mode CH1

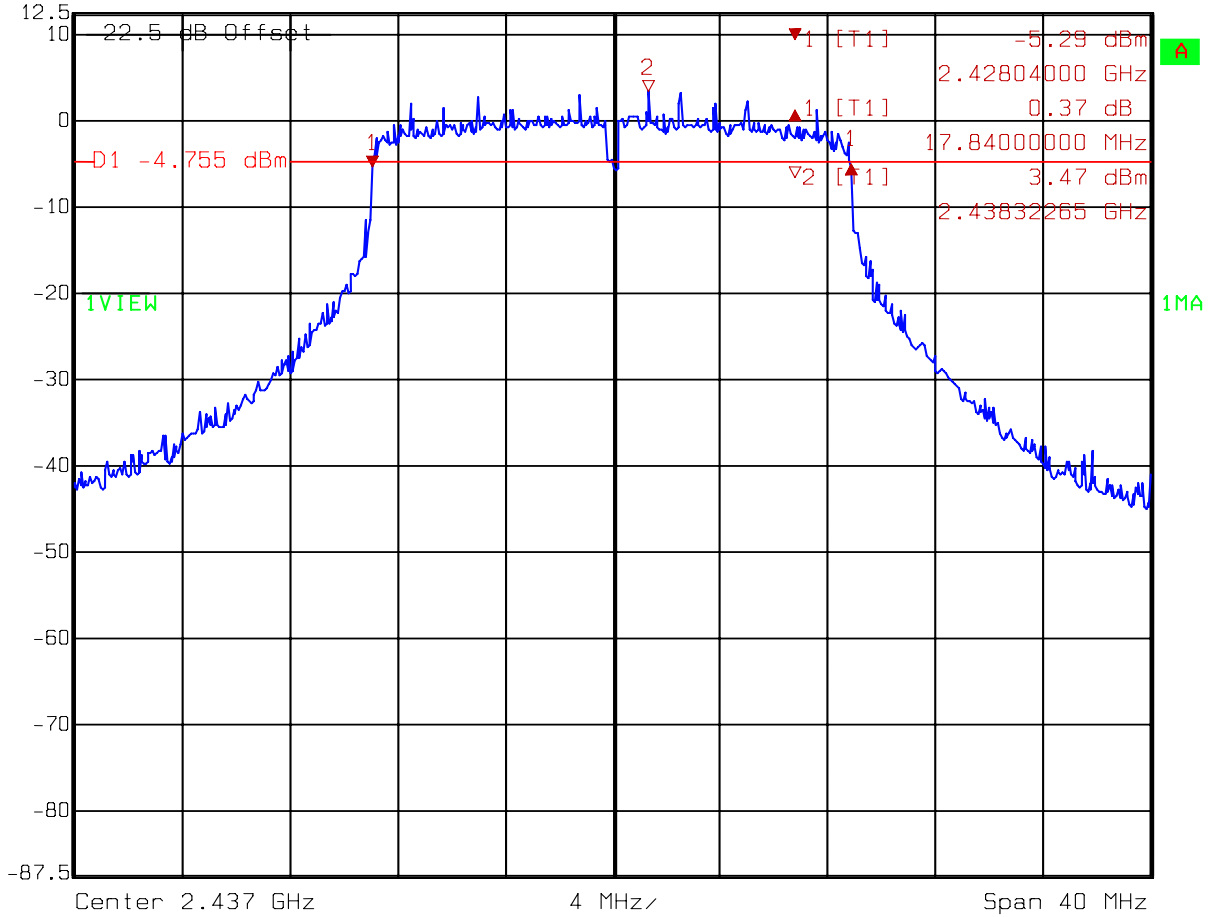
	Delta 1 [T1]	RBW	100 kHz	RF Att	0 dB
	Ref Lvl	1.03 dB	VBW	100 kHz	
	12.5 dBm	17.84000000 MHz	SWT	10 ms	Unit



Title: 6dB Band-Width
 Comment A: CH 1 at 802.11n 20MHz mode
 Date: 17.APR.2008 11:35:46


Chain C
Test Mode: 802.11n HT20 mode CH6

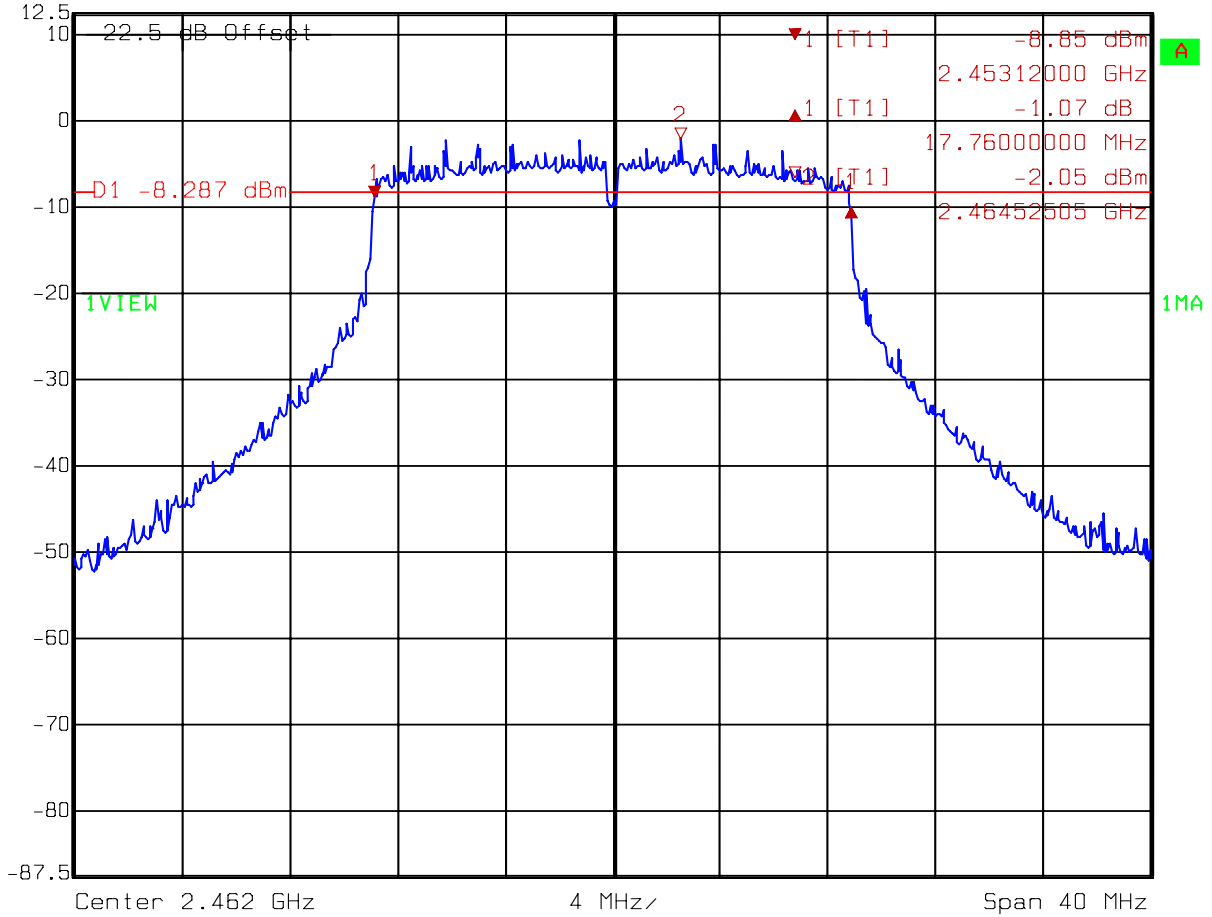
	Delta 1 [T1]	RBW	100 kHz	RF Att	0 dB
	Ref Lvl	0.37 dB	VBW	100 kHz	
	12.5 dBm	17.84000000 MHz	SWT	10 ms	Unit dBm



Title: 6dB Band-Width
 Comment A: CH 6 at 802.11n 20MHz mode
 Date: 17.APR.2008 11:45:31


Chain C
Test Mode: 802.11n HT20 mode CH11

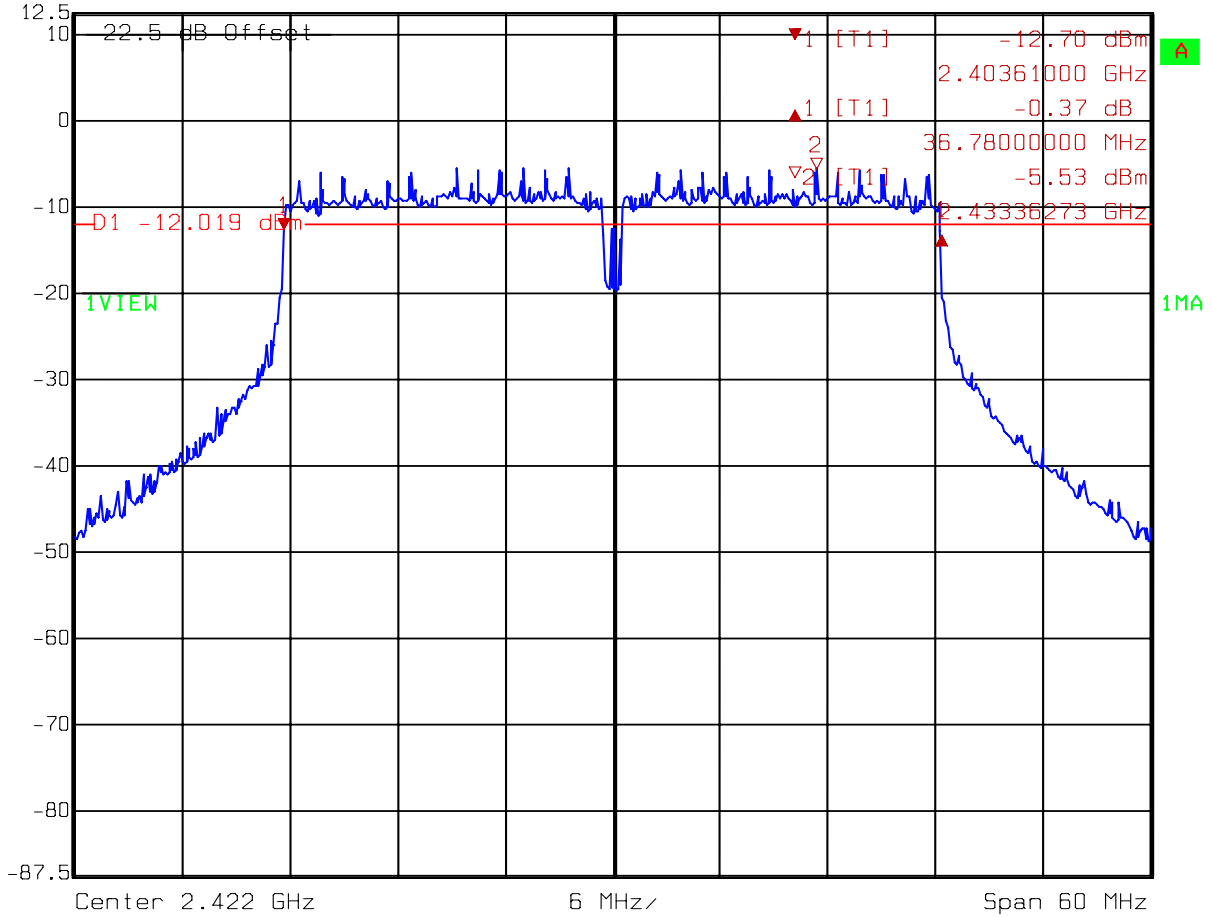
	Delta 1 [T1]	RBW	100 kHz	RF Att	0 dB
	Ref Lvl	-1.07 dB	VBW	100 kHz	
	12.5 dBm	17.76000000 MHz	SWT	10 ms	Unit



Title: 6dB Band-Width
 Comment A: CH 11 at 802.11n 20MHz mode
 Date: 17.APR.2008 11:49:56


Chain C
Test Mode: 802.11n HT40 mode CH3

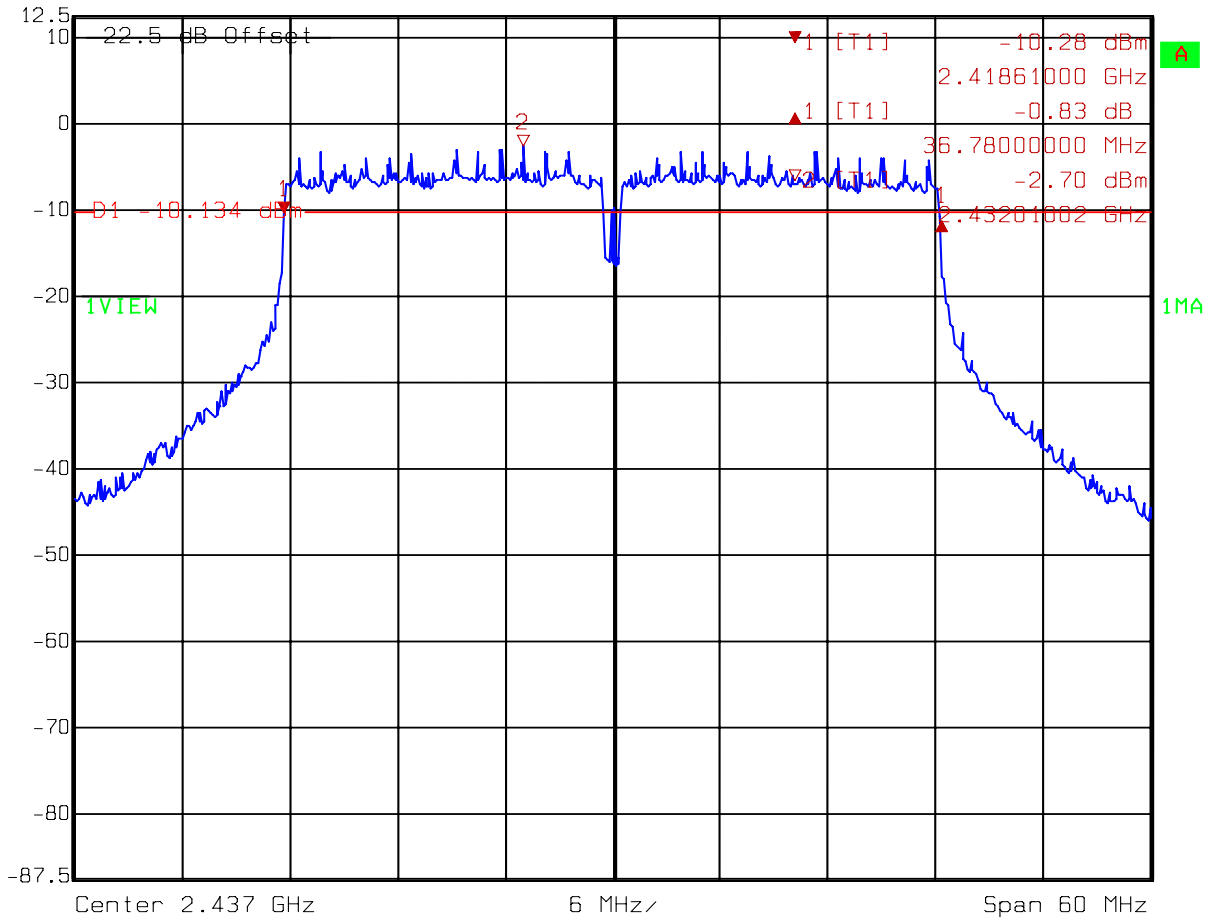
	Delta 1 [T1]	RBW	100 kHz	RF Att	0 dB
	Ref Lvl	-0.37 dB	VBW	100 kHz	
	12.5 dBm	36.78000000 MHz	SWT	15 ms	Unit



Title: 6dB Band-Width
 Comment A: CH 3 at 802.11n 40MHz mode
 Date: 17.APR.2008 12:07:00


Chain C
Test Mode: 802.11n HT40 mode CH6

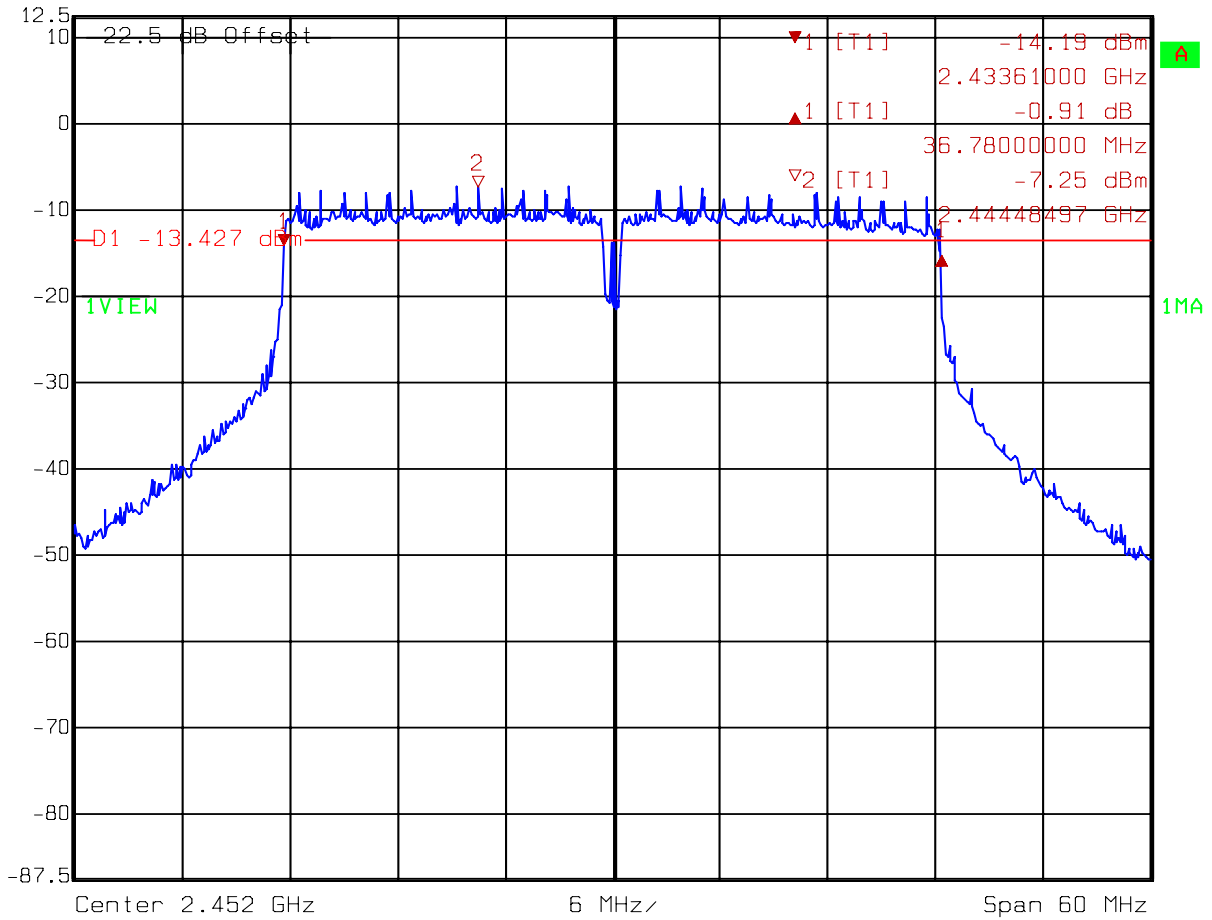
	Delta 1 [T1]	RBW	100 kHz	RF Att	0 dB
	Ref Lvl	-0.83 dB	VBW	100 kHz	
	12.5 dBm	36.78000000 MHz	SWT	15 ms	Unit



Title: 6dB Band-Width
 Comment A: CH 6 at 802.11n 40MHz mode
 Date: 17.APR.2008 12:09:51

Chain C
Test Mode: 802.11n HT40 mode CH9

	Delta 1 [T1]	RBW	100 kHz	RF Att	0 dB
	Ref Lvl	-0.91 dB	VBW	100 kHz	
	12.5 dBm	36.78000000 MHz	SWT	15 ms	Unit



Title: 6dB Band-Width
 Comment A: CH 9 at 802.11n 40MHz mode
 Date: 17.APR.2008 12:23:42

4. Maximum Output Power test

4.1 Operating environment

Temperature: 23 °C
 Relative Humidity: 55 %
 Atmospheric Pressure: 1023 hPa

4.2 Test setup & procedure

The power output per FCC §15.247(b) and KDB558074 was measured on the EUT using a 50 ohm SMA cable connected to peak power meter via power sensor. Power was read directly and cable (3m length) loss correction (1.2 dB) was added to the reading to obtain power at the EUT antenna terminals. The test was performed at 3 channels (lowest, middle and highest channel).

4.3 Measured data of Maximum Output Power test results

Mode	Channel	Frequency (MHz)	Data Rate (Mbps)	Output Power (dBm)			Total Power (PK)		Limit (dBm)	Margin (dB)
				Chain A	Chain B	Chain C	mW	dBm		
				PK	PK	PK				
11b	1	2412	1	16.38	17.14	17.12	146.73	21.67	30	-8.33
	6	2437		19.09	19.86	19.45	266.03	24.25	30	-5.75
	11	2462		15.12	15.41	15.36	101.62	20.07	30	-9.93
11g	1	2412	6	21.53	22.48	22.65	503.32	27.02	30	-2.98
	6	2437		24.54	25.43	25.14	960.17	29.82	30	-0.18
	11	2462		20.56	20.63	20.68	346.32	25.39	30	-4.61
11n HT20	1	2412	6.5	21.12	22.04	22.13	452.68	26.56	30	-3.44
	6	2437		24.56	25.37	25.12	955.20	29.80	30	-0.20
	11	2462		20.08	20.76	21.04	348.04	25.42	30	-4.58
11n HT40	3	2422	13.5	21.25	22.20	21.73	448.25	26.52	30	-3.48
	6	2437		23.82	24.73	24.50	820.00	29.14	30	-0.86
	9	2452		20.29	20.61	20.02	322.45	25.08	30	-4.92

Remark:

Conducted Peak Output Power = Reading + C.L.

5. RF Antenna Conducted Spurious test

5.1 Operating environment

Temperature: 25 °C
Relative Humidity: 58 %

5.2 Test setup & procedure

The measurements were performed from 30MHz to 25GHz RF antenna conducted per FCC 15.247 (d) and KDB558074 was measured from the EUT antenna port using a 50ohm spectrum analyzer with the resolution bandwidth set at 100 kHz, and the video bandwidth set at 100 kHz.

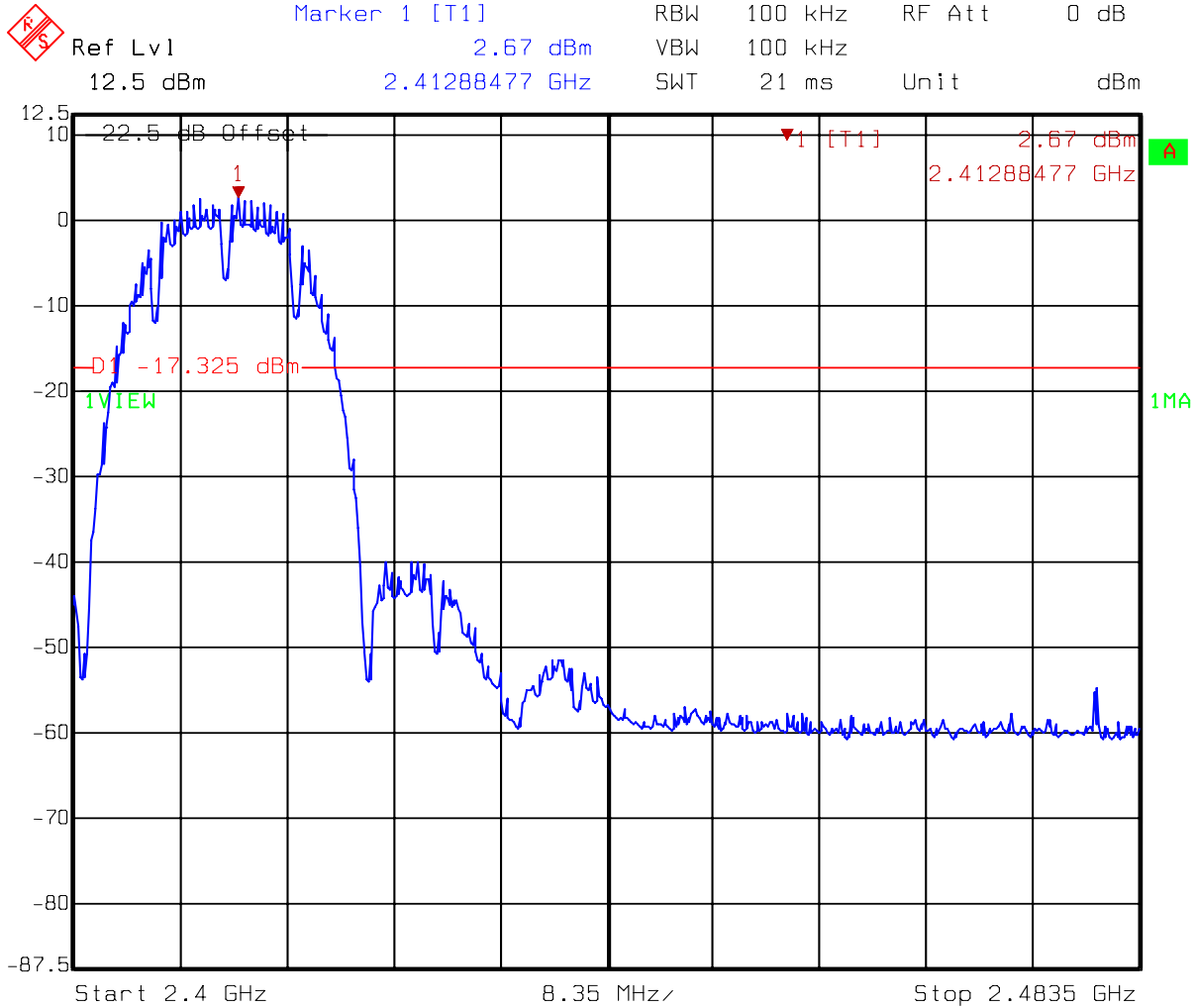
Harmonics and spurious noise must be at least 20dB down from the highest emission level within the authorized band as measured with a 100 kHz RBW. The table below is the results from the highest emission for each channel within the authorized band. This table was used to determine the spurious limits for each channel.

5.3 Measured data of the highest RF Antenna Conducted Spurious test result

The test results please see the plot below.

Chain A


Test Mode: 802.11b mode CH1

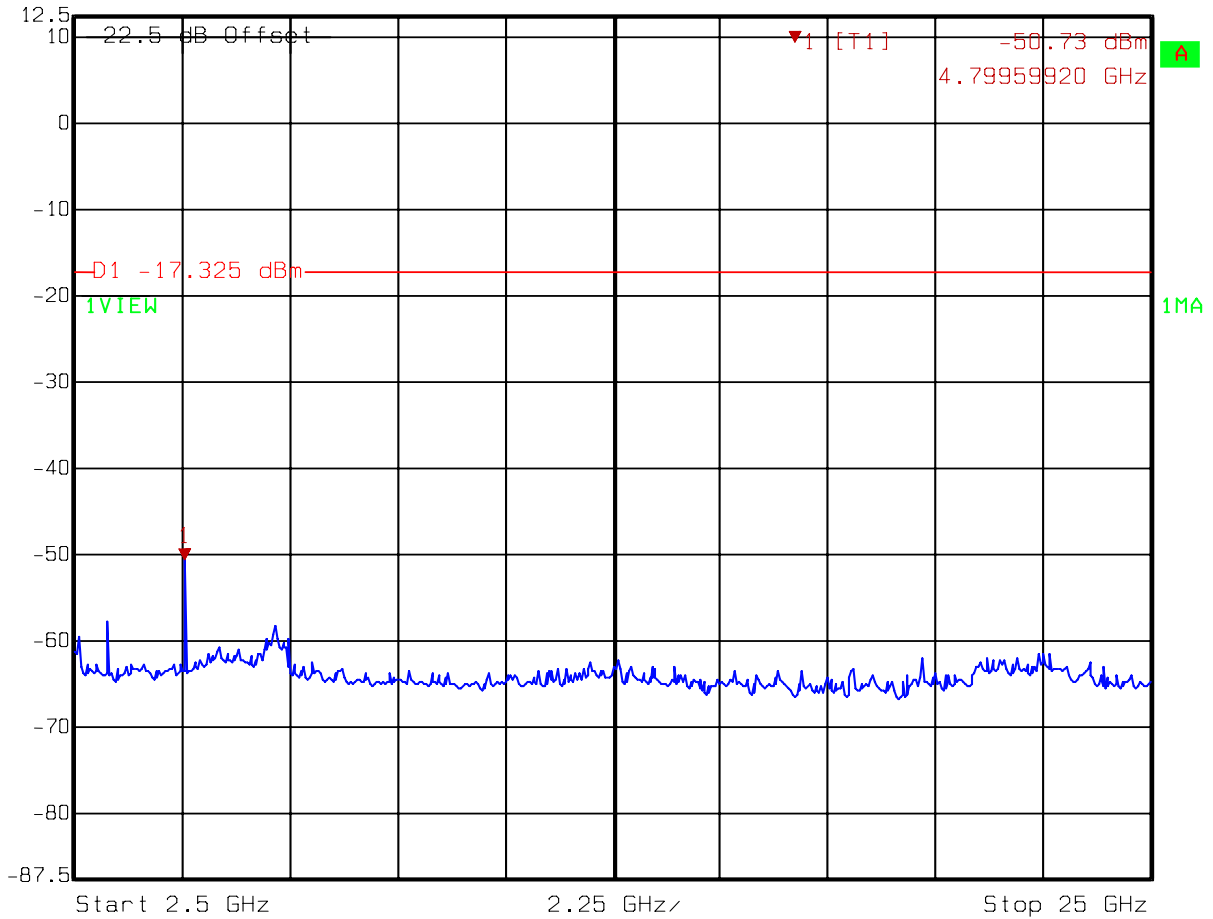


Title: Conductive-Spurious
Comment A: CH 1 at 802.11b mode 2400MHz~2483.5MHz
Date: 17.APR.2008 10:26:40

Chain A

Test Mode: 802.11b mode CH1

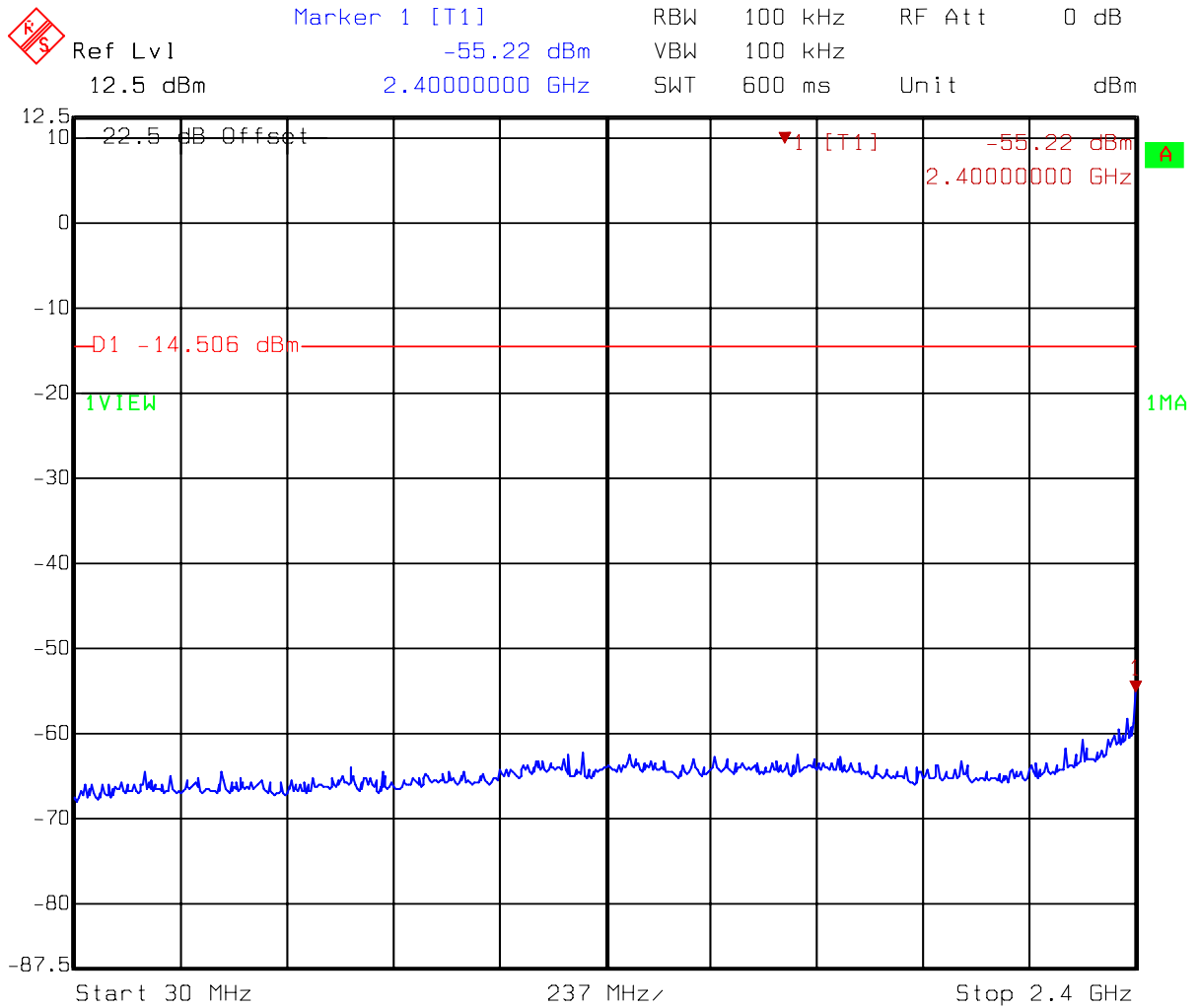
	Ref Lvl	Marker 1 [T1]	RBW	100 kHz	RF Att	0 dB
	12.5 dBm	-50.73 dBm	VBW	100 kHz		
		4.79959920 GHz	SWT	5.8 s	Unit	dBm



Title: Conductive-Spurious
 Comment A: CH 1 at 802.11b mode 2483.5MHz~25GHz
 Date: 17.APR.2008 10:27:29

Chain A

Test Mode: 802.11b mode CH6

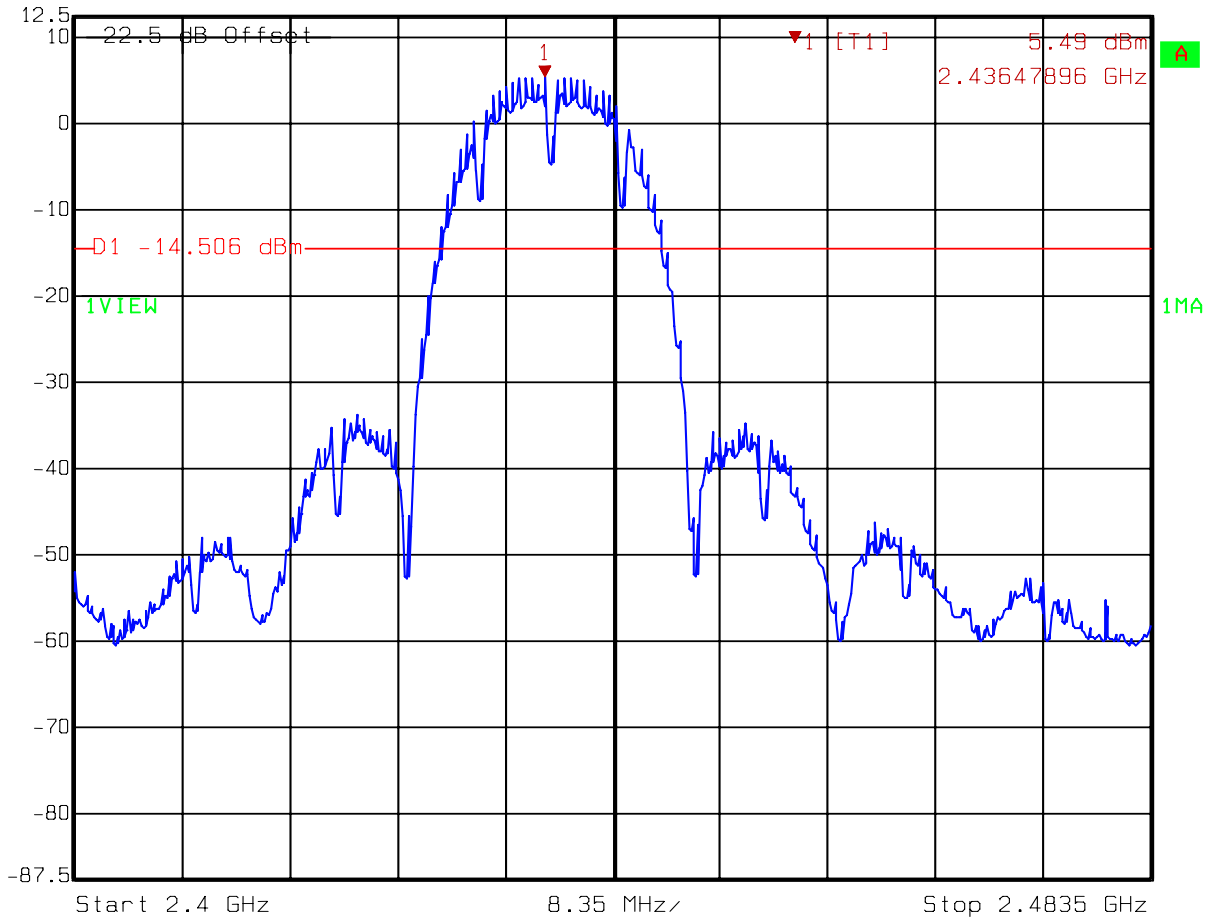


Title: Conductive-Spurious
 Comment A: CH 6 at 802.11b mode 30MHz~2400MHz
 Date: 17.APR.2008 10:46:31

Chain A

Test Mode: 802.11b mode CH6

	Ref Lvl	Marker 1 [T1]	RBW	100 kHz	RF Att	0 dB
	12.5 dBm	5.49 dBm	VBW	100 kHz		
		2.43647896 GHz	SWT	21 ms	Unit	dBm

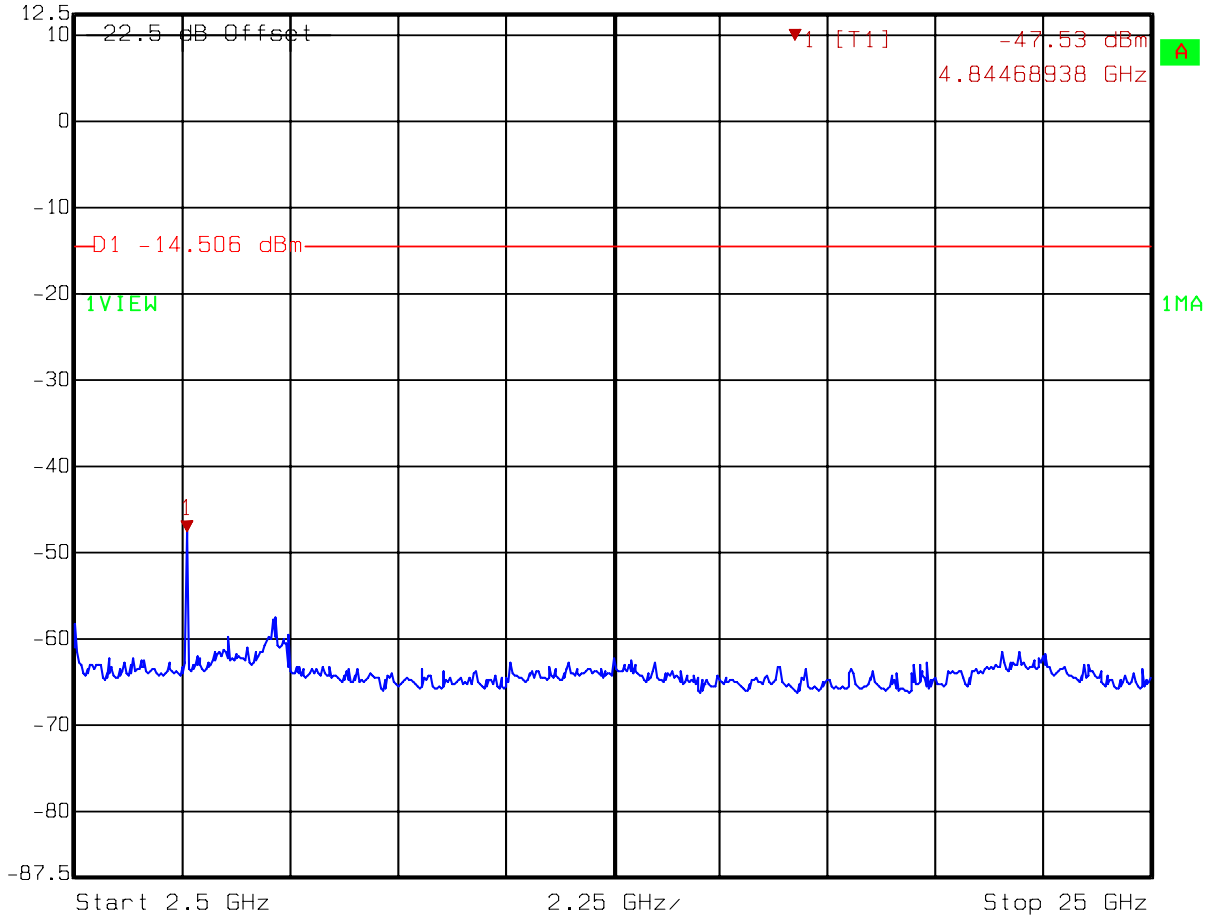


Title: Conductive-Spurious
 Comment A: CH 6 at 802.11b mode 2400MHz~2483.5MHz
 Date: 17.APR.2008 10:46:10

Chain A

Test Mode: 802.11b mode CH6

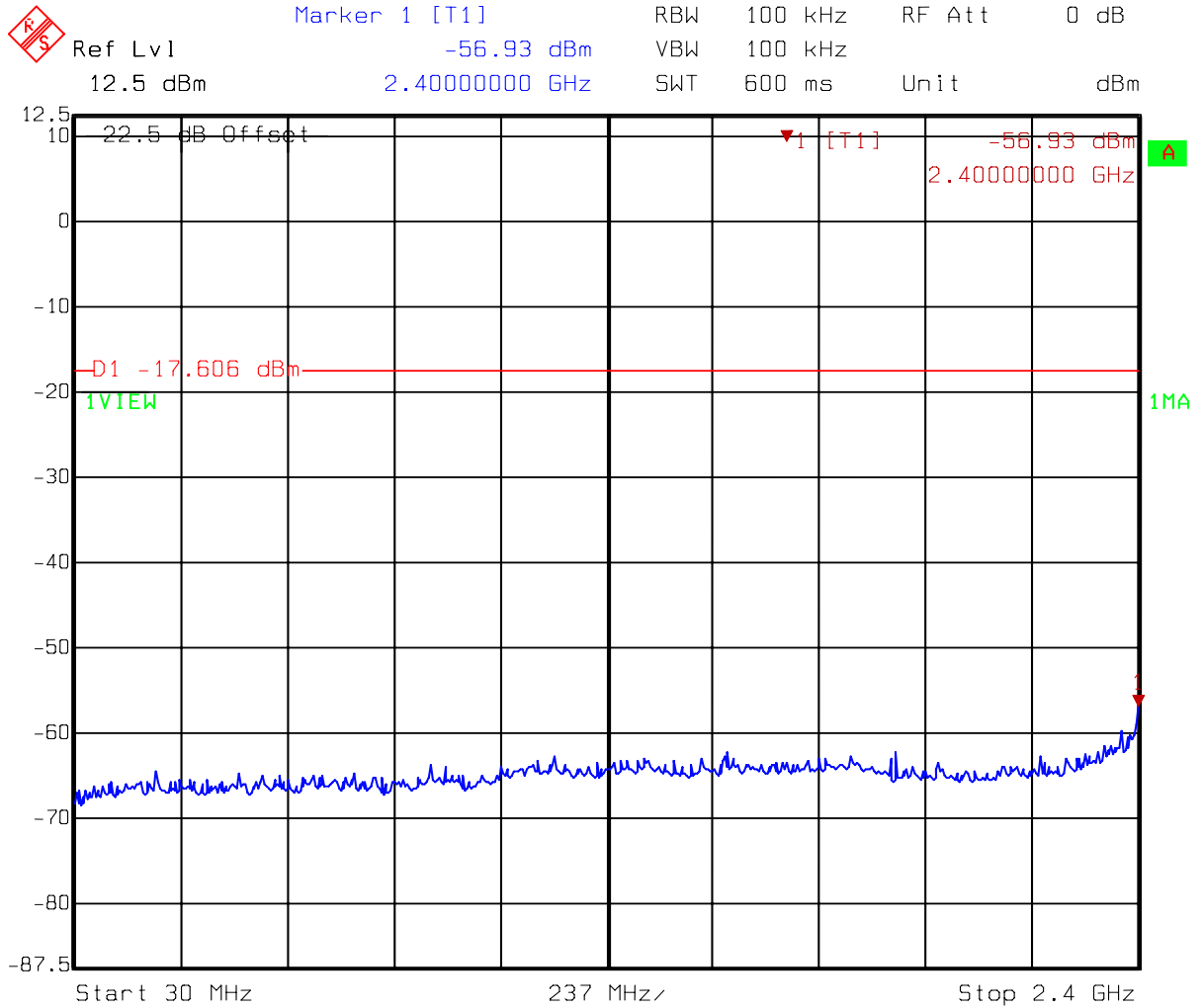
	Ref Lvl	Marker 1 [T1]	RBW	100 kHz	RF Att	0 dB
	12.5 dBm	-47.53 dBm	VBW	100 kHz		
		4.84468938 GHz	SWT	5.8 s	Unit	dBm



Title: Conductive-Spurious
 Comment A: CH 6 at 802.11b mode 2483.5MHz~25GHz
 Date: 17.APR.2008 10:46:58

Chain A

Test Mode: 802.11b mode CH11

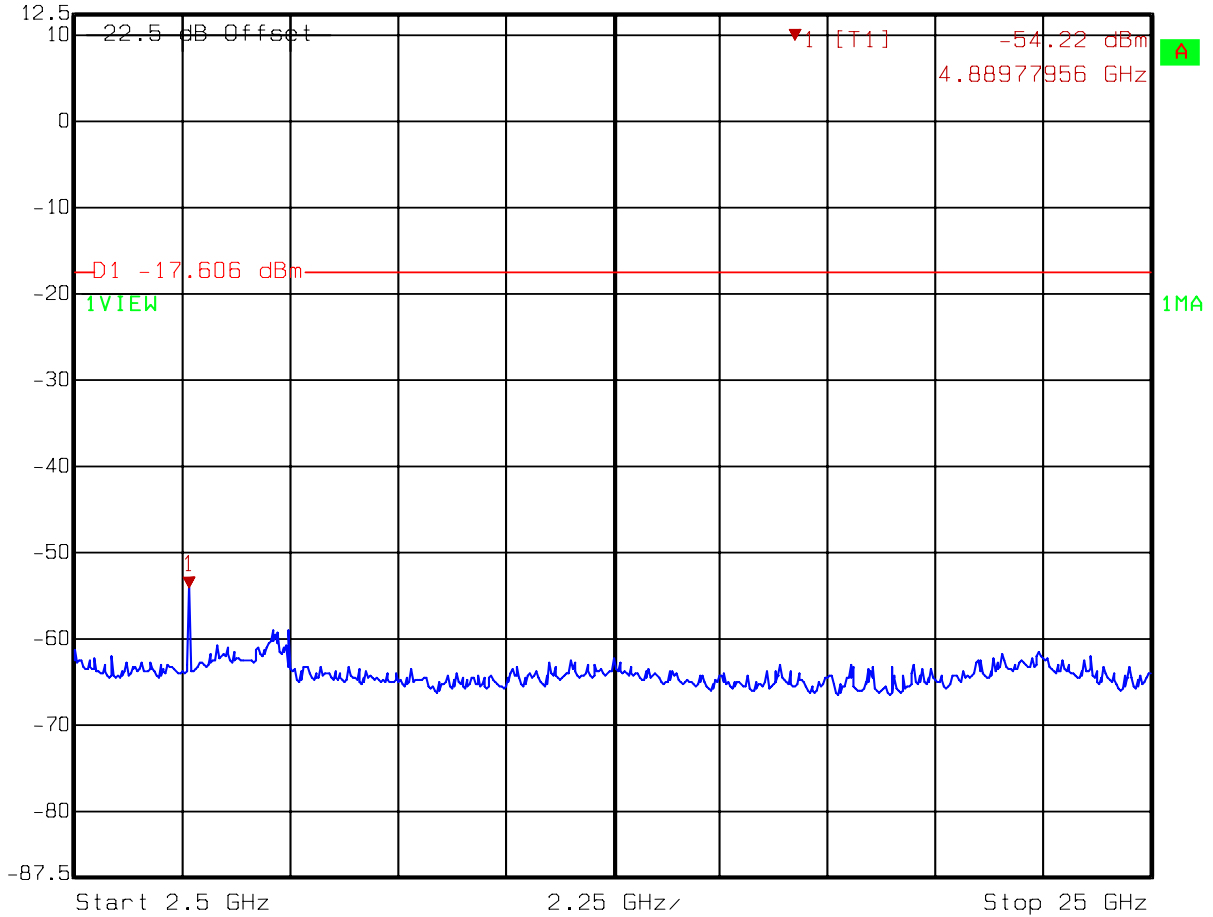


Title: Conductive-Spurious
 Comment A: CH 11 at 802.11b mode 30MHz~2400MHz
 Date: 17.APR.2008 10:50:08

Chain A

Test Mode: 802.11b mode CH11


	Ref Lvl	Marker 1 [T1]	RBW	100 kHz	RF Att	0 dB
	12.5 dBm	-54.22 dBm	VBW	100 kHz		
		4.88977956 GHz	SWT	5.8 s	Unit	dBm

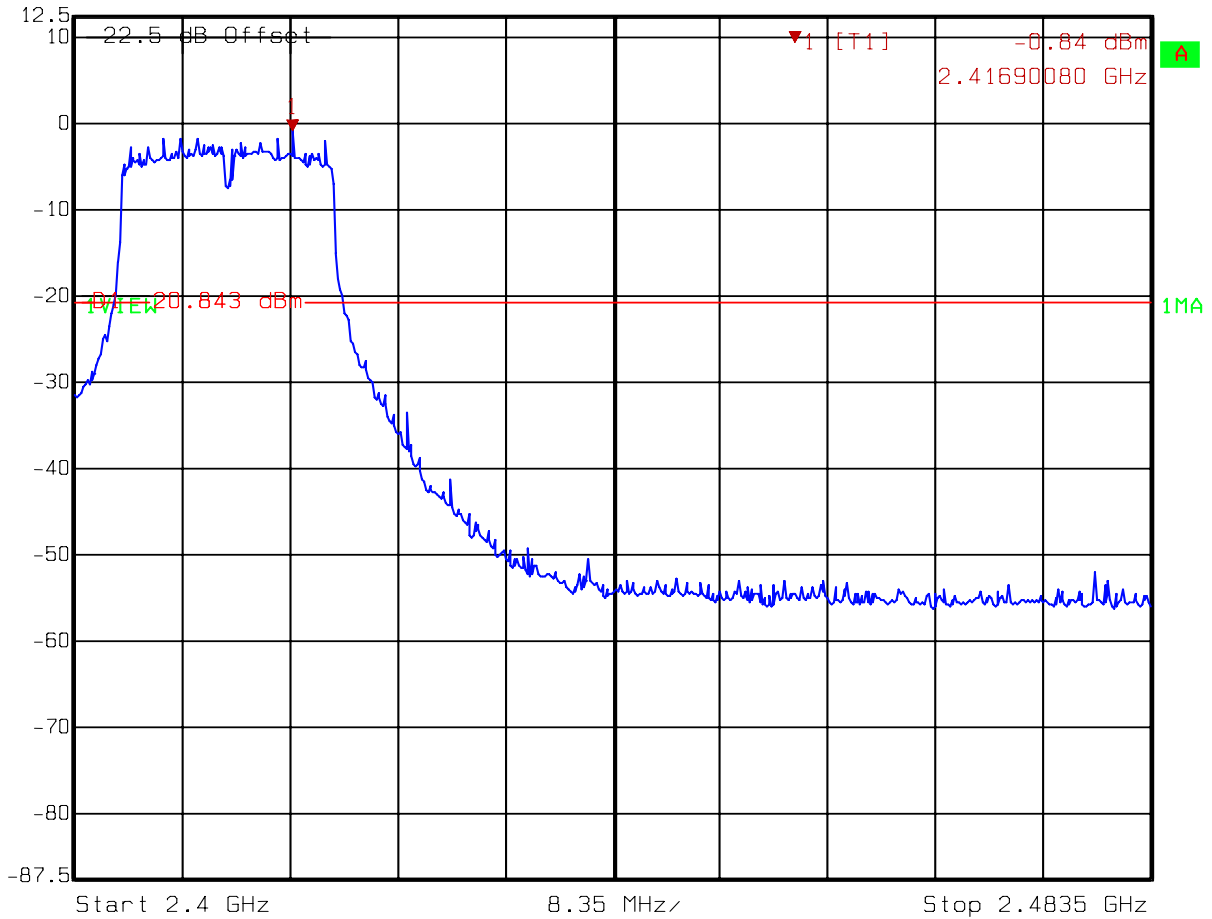


Title: Conductive-Spurious
 Comment A: CH 11 at 802.11b mode 2483.5MHz~25GHz
 Date: 17.APR.2008 10:50:35

Chain A

Test Mode: 802.11g mode CH1

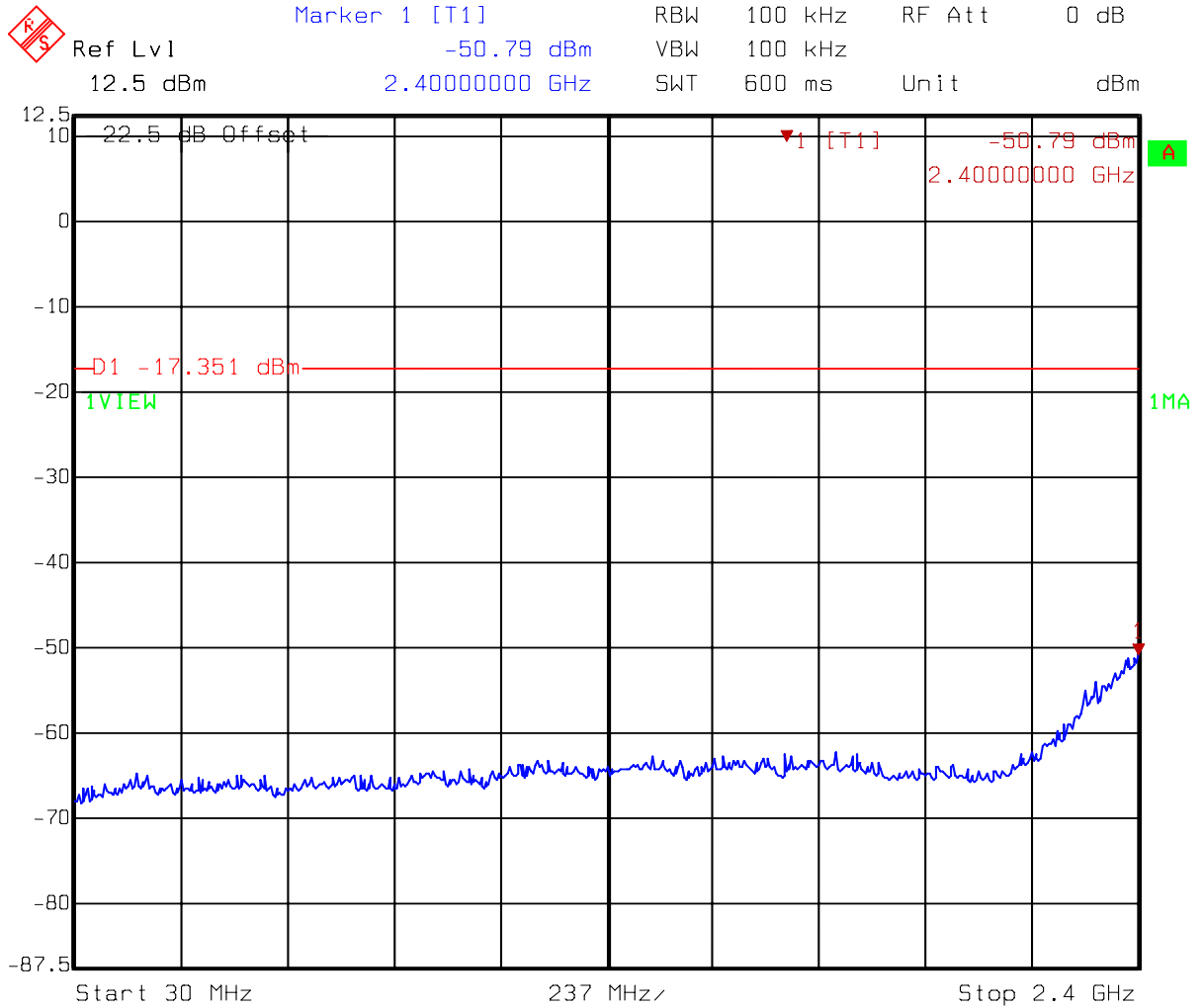
 Marker 1 [T1] RBW 100 kHz RF Att 0 dB
Ref Lvl -0.84 dBm VBW 100 kHz
12.5 dBm 2.41690080 GHz SWT 21 ms Unit dBm



Title: Conductive-Spurious
Comment A: CH 1 at 802.11g mode 2400MHz~2483.5MHz
Date: 17.APR.2008 11:01:39

Chain A

Test Mode: 802.11g mode CH6

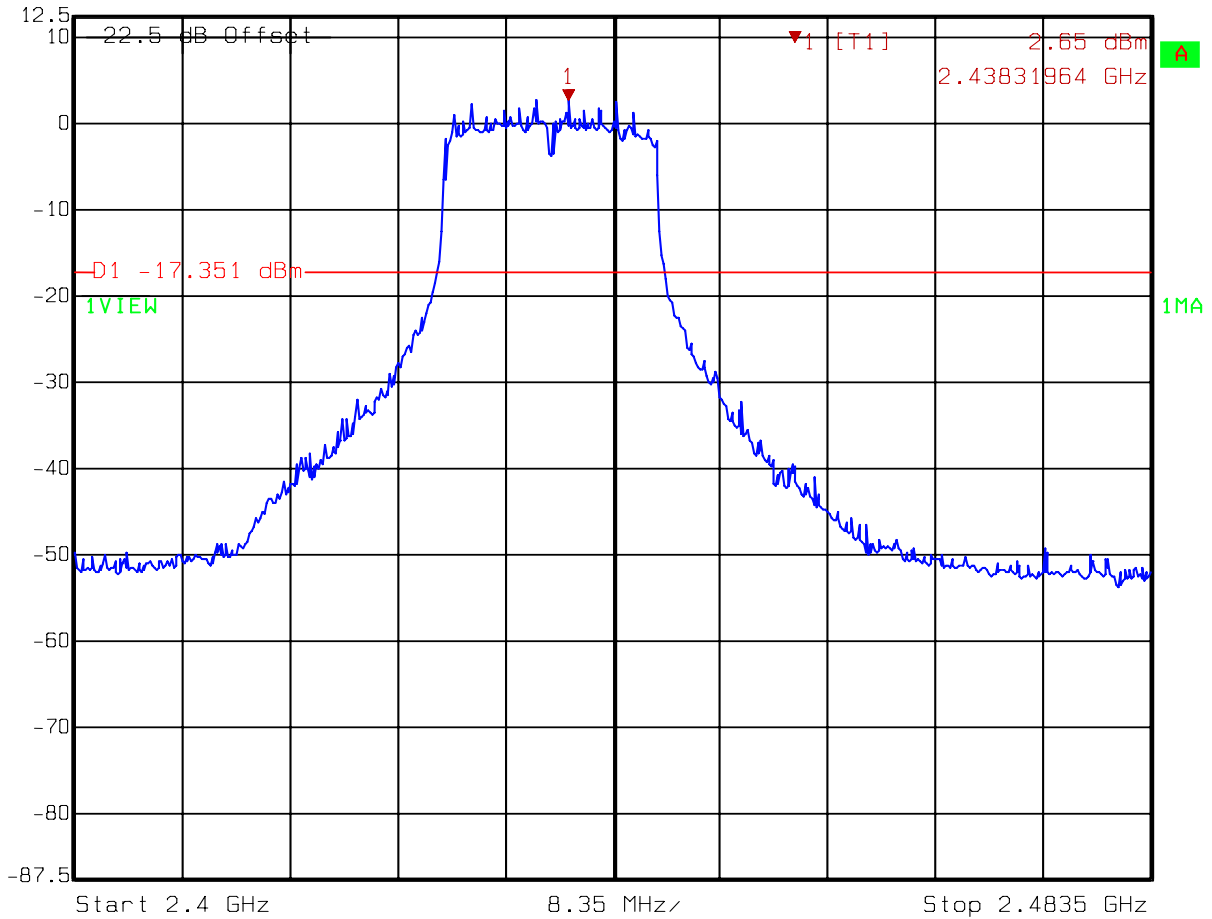


Title: Conductive-Spurious
Comment A: CH 6 at 802.11g mode 30MHz~2400MHz
Date: 17.APR.2008 11:17:54

Chain A

Test Mode: 802.11g mode CH6

	Marker 1 [T1]	RBW	100 kHz	RF Att	0 dB
	Ref Lvl	2.65 dBm	VBW	100 kHz	
	12.5 dBm	2.43831964 GHz	SWT	21 ms	Unit dBm

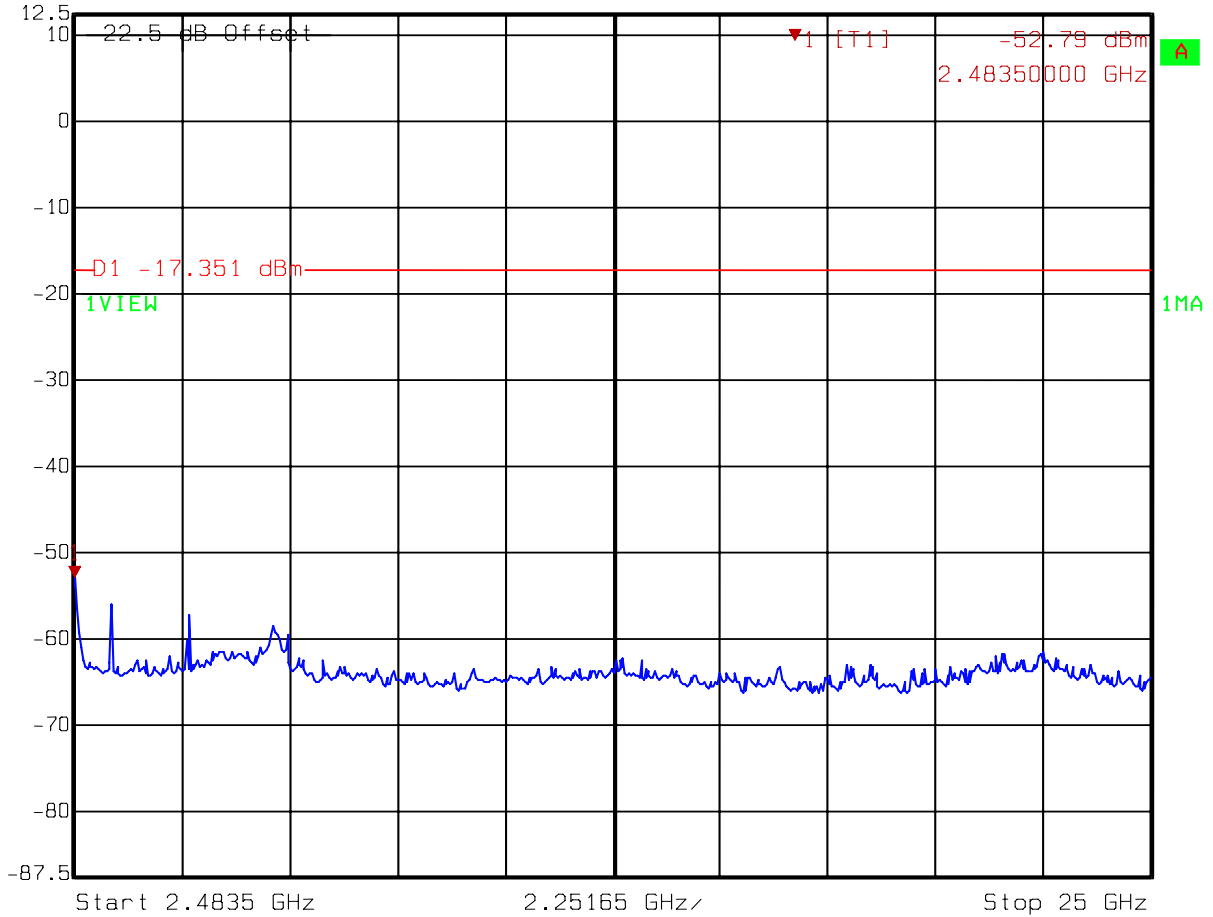


Title: Conductive-Spurious
 Comment A: CH 6 at 802.11g mode 2400MHz~2483.5MHz
 Date: 17.APR.2008 11:17:33

Chain A

Test Mode: 802.11g mode CH6

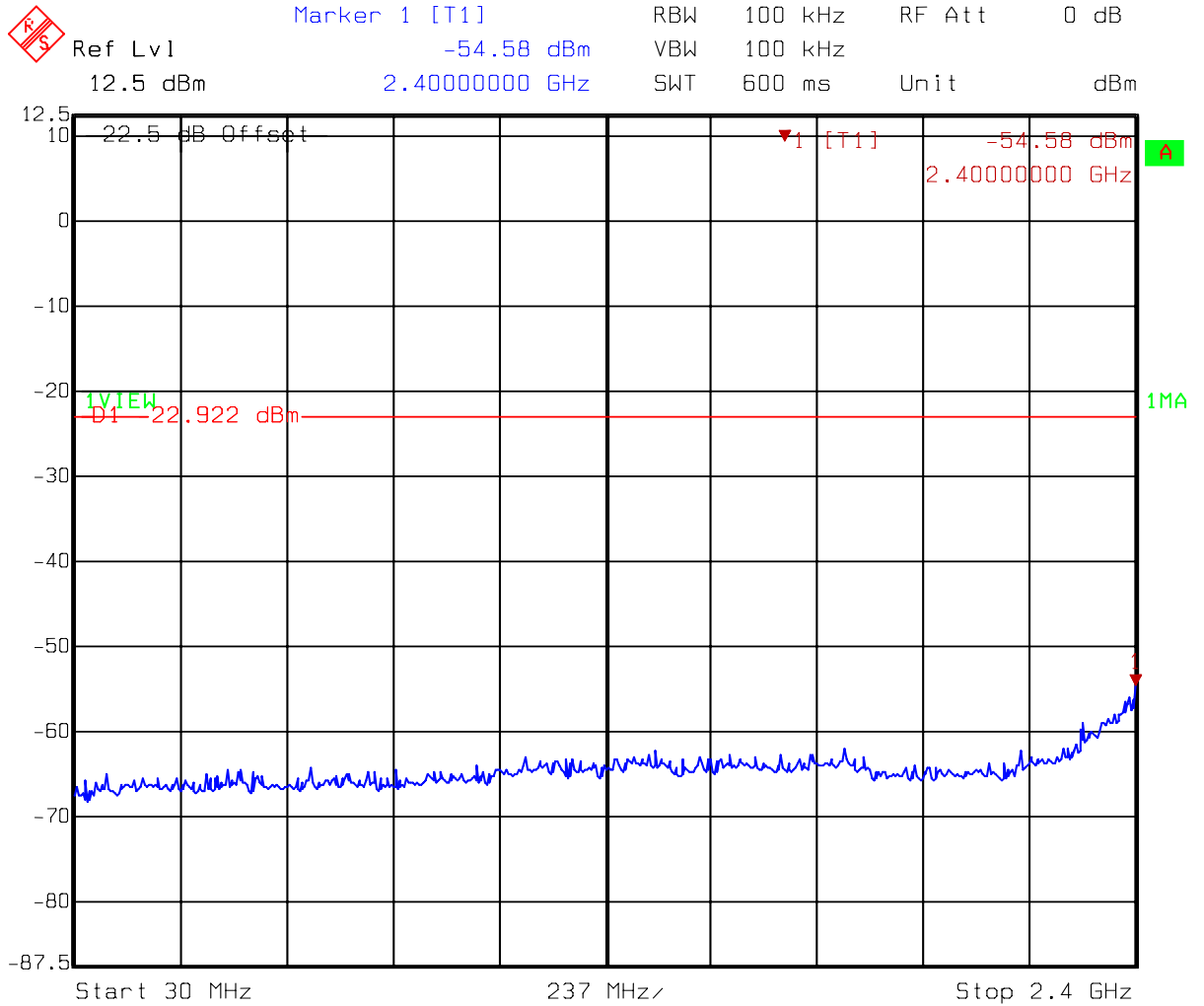
	Ref Lvl	Marker 1 [T1]	RBW	100 kHz	RF Att	0 dB
	12.5 dBm	-52.79 dBm	VBW	100 kHz		
		2.48350000 GHz	SWT	5.8 s	Unit	dBm



Title: Conductive-Spurious
 Comment A: CH 6 at 802.11g mode 2483.5MHz~25000MHz
 Date: 17.APR.2008 11:18:22

Chain A

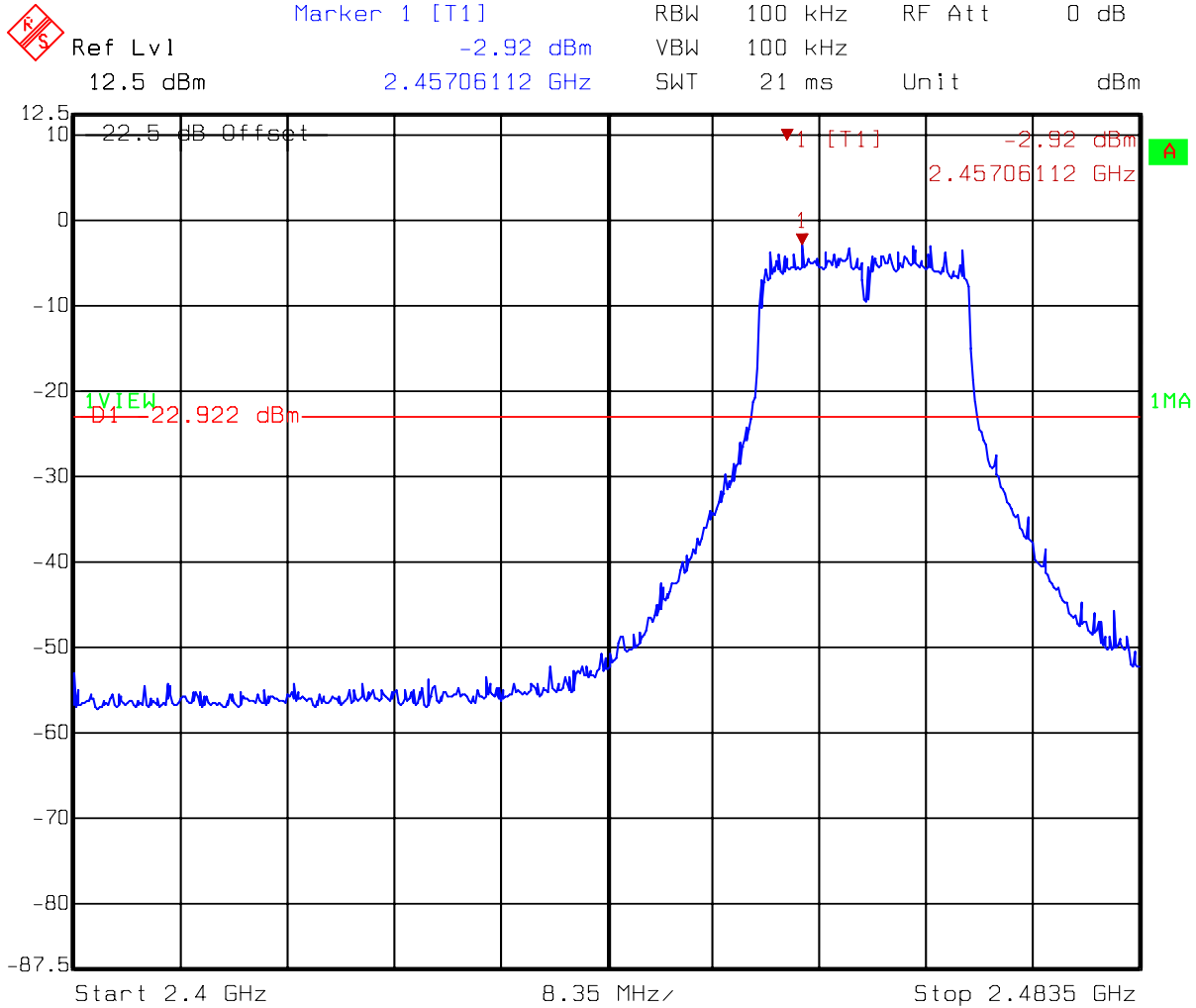
Test Mode: 802.11g mode CH11



Title: Conductive-Spurious
 Comment A: CH 11 at 802.11g mode 30MHz~2400MHz
 Date: 17.APR.2008 11:20:58

Chain A

Test Mode: 802.11g mode CH11

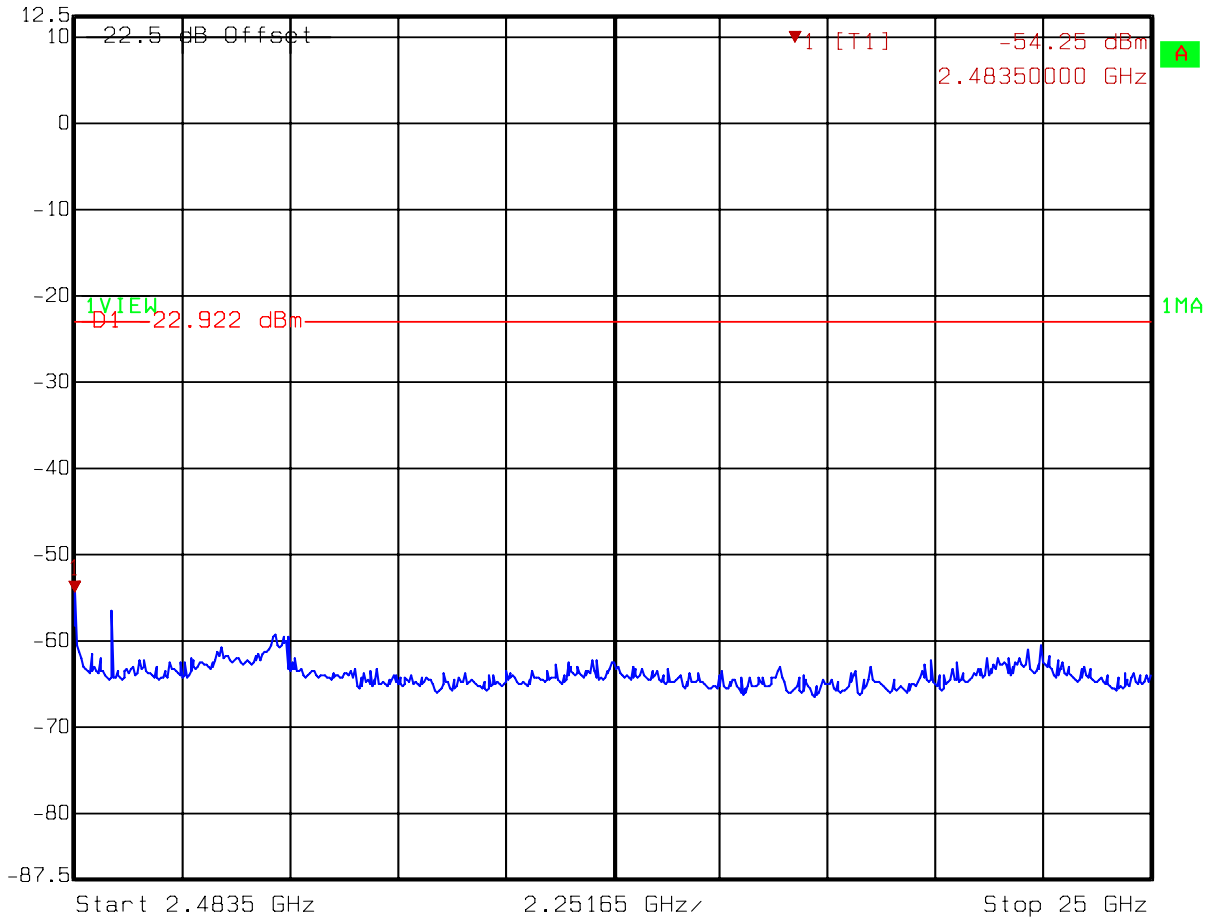


Title: Conductive-Spurious
Comment A: CH 11 at 802.11g mode 2400MHz~2483.5MHz
Date: 17.APR.2008 11:20:37

Chain A

Test Mode: 802.11g mode CH11

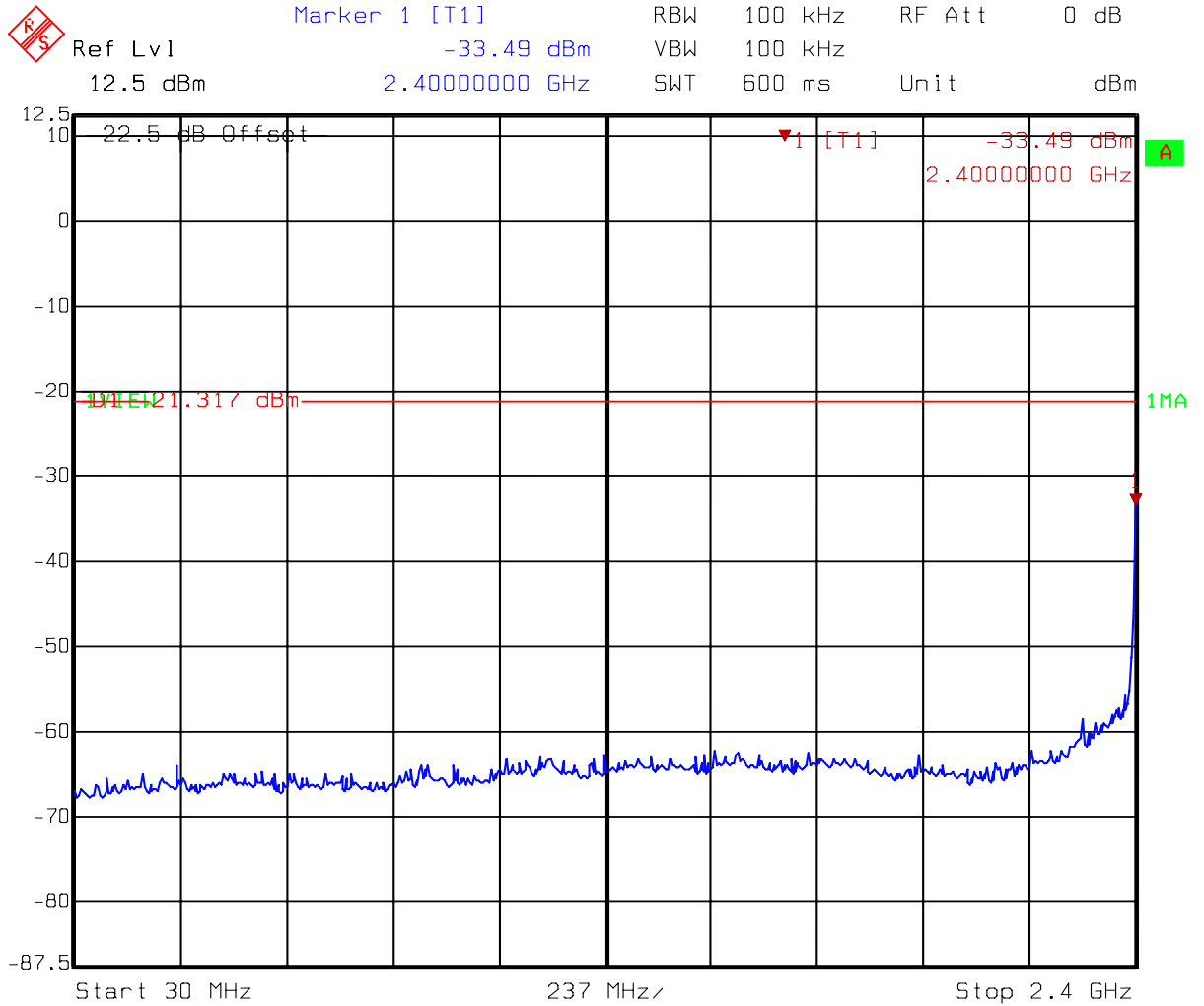
◆ S Marker 1 [T1] RBW 100 kHz RF Att 0 dB
 Ref Lvl -54.25 dBm VBW 100 kHz
 12.5 dBm 2.48350000 GHz SWT 5.8 s Unit dBm



Title: Conductive-Spurious
 Comment A: CH 11 at 802.11g mode 2483.5MHz~25000MHz
 Date: 17.APR.2008 11:21:25

Chain A

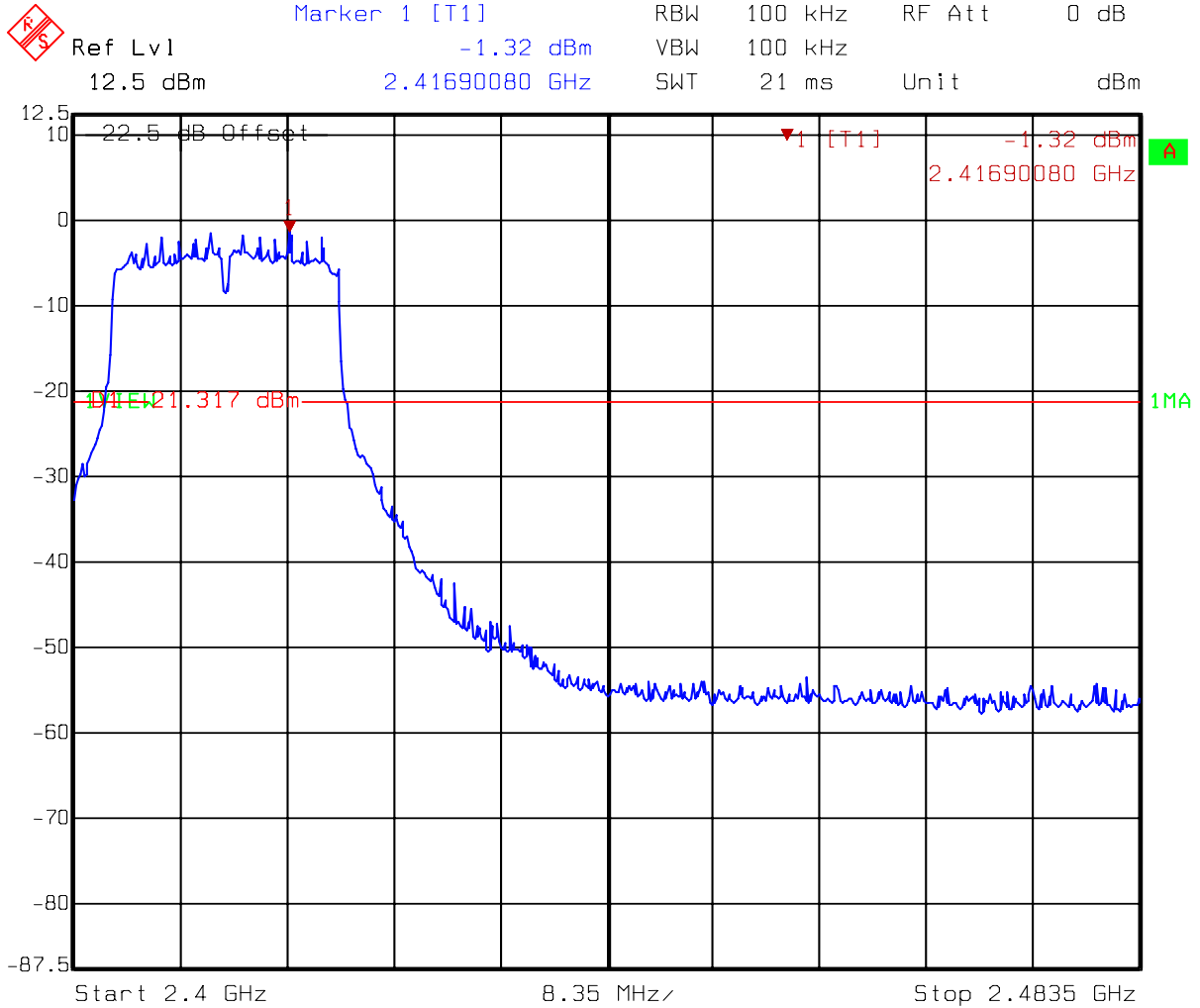
Test Mode: 802.11n HT20 mode CH1



Title: Conductive-Spurious
 Comment A: CH 1 at 802.11n 20MHz mode
 Date: 17.APR.2008 11:31:27

Chain A


Test Mode: 802.11n HT20 mode CH1

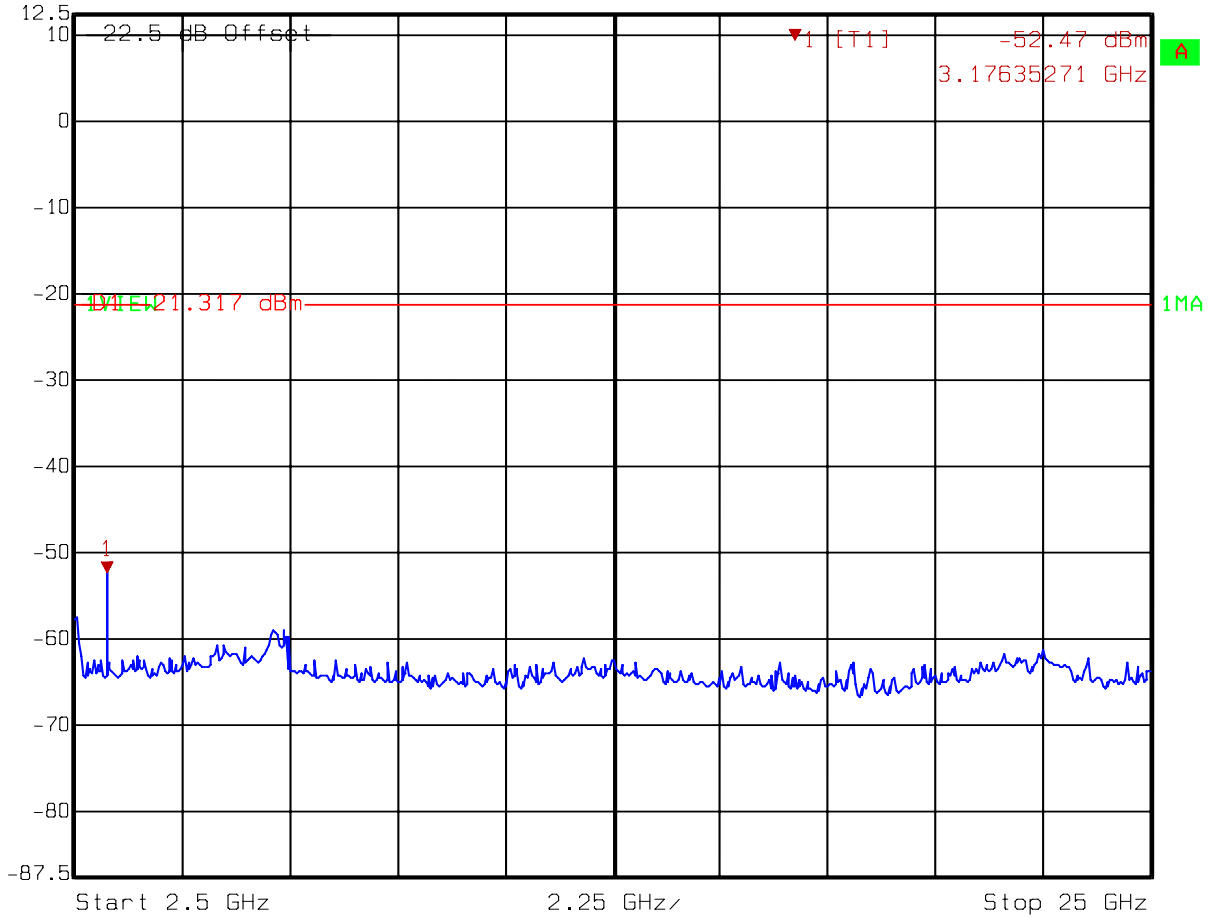


Title: Conductive-Spurious
 Comment A: CH 1 at 802.11n 20MHz mode
 Date: 17.APR.2008 11:31:06

Chain A

Test Mode: 802.11n HT20 mode CH1

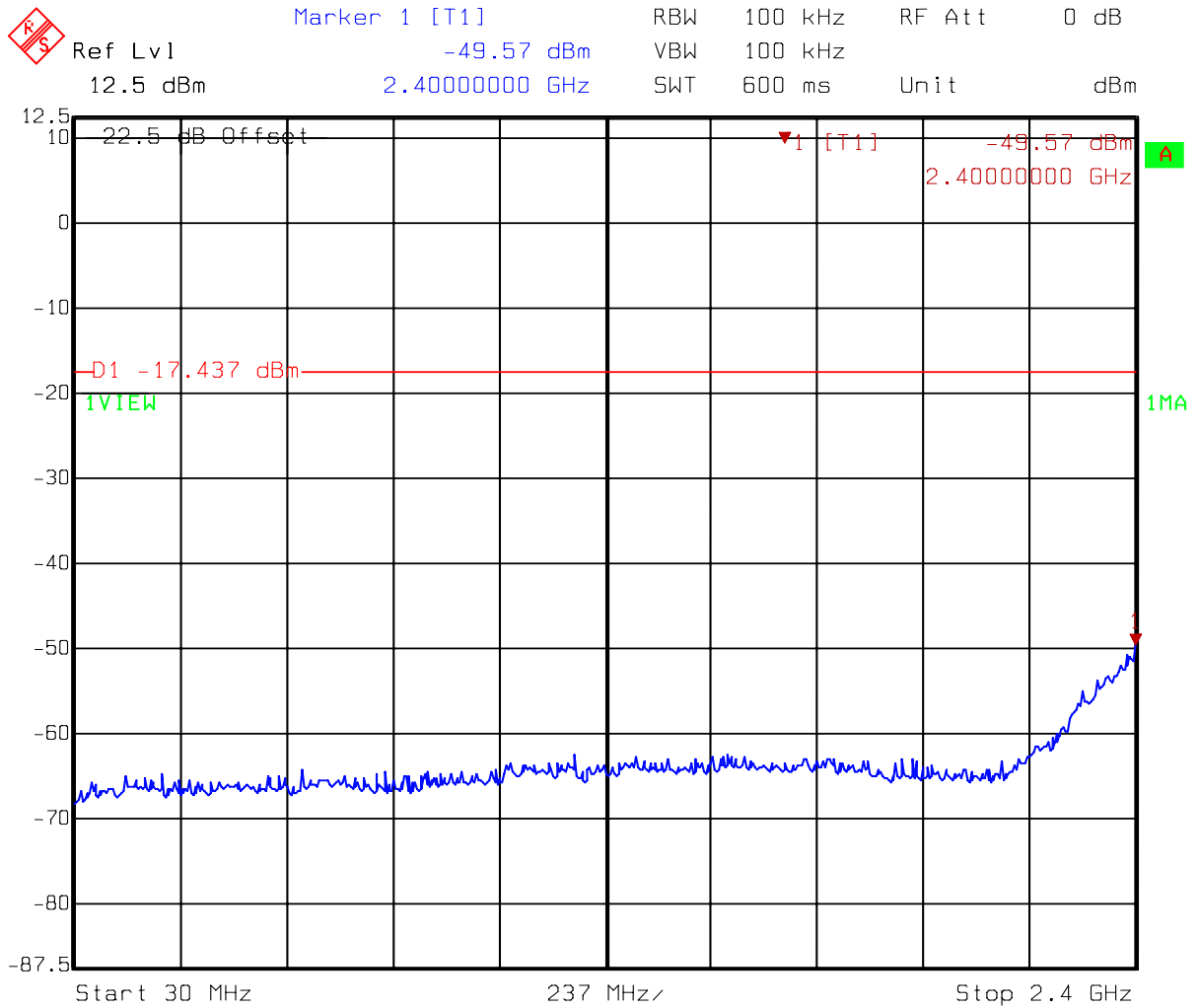
	Ref Lvl	Marker 1 [T1]	RBW	100 kHz	RF Att	0 dB
	12.5 dBm	-52.47 dBm	VBW	100 kHz		
		3.17635271 GHz	SWT	5.8 s	Unit	dBm



Title: Conductive-Spurious
 Comment A: CH 1 at 802.11n 20MHz mode
 Date: 17.APR.2008 11:31:54

Chain A

Test Mode: 802.11n HT20 mode CH6

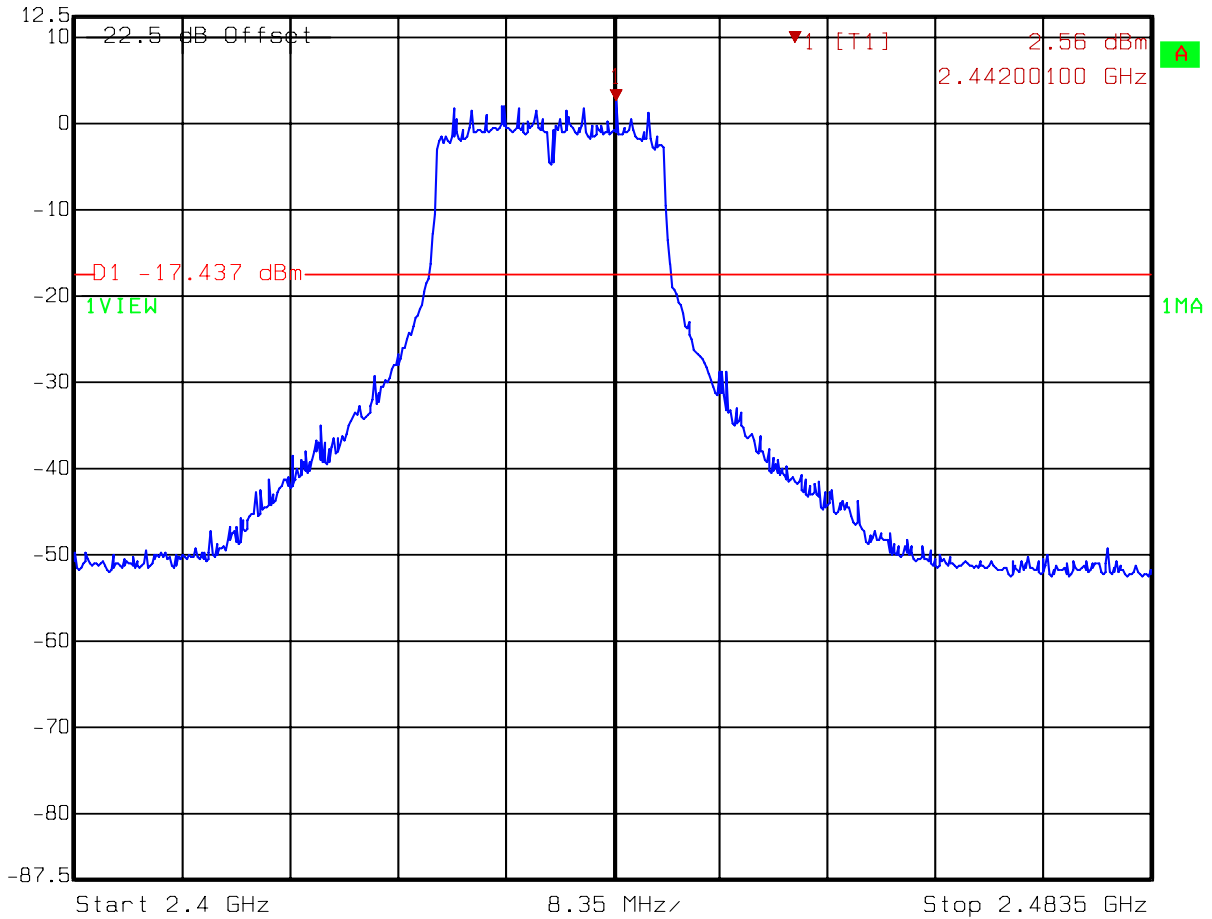


Title: Conductive-Spurious
 Comment A: CH 6 at 802.11n 20MHz mode
 Date: 17.APR.2008 11:40:17

Chain A

Test Mode: 802.11n HT20 mode CH6

	Marker 1 [T1]	RBW	100 kHz	RF Att	0 dB
	Ref Lvl	2.56 dBm	VBW	100 kHz	
	12.5 dBm	2.44200100 GHz	SWT	21 ms	Unit dBm

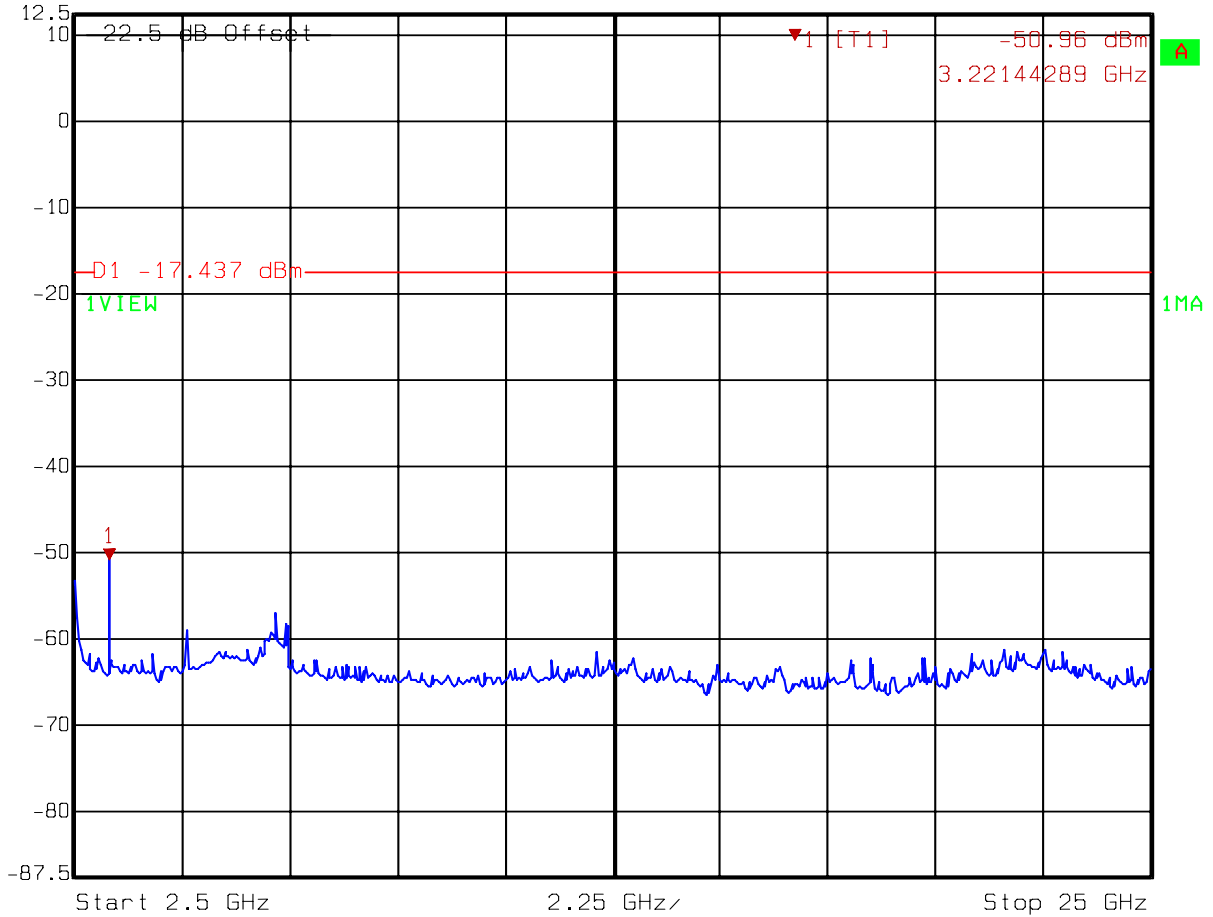


Title: Conductive-Spurious
 Comment A: CH 6 at 802.11n 20MHz mode
 Date: 17.APR.2008 11:39:55

Chain A

Test Mode: 802.11n HT20 mode CH6

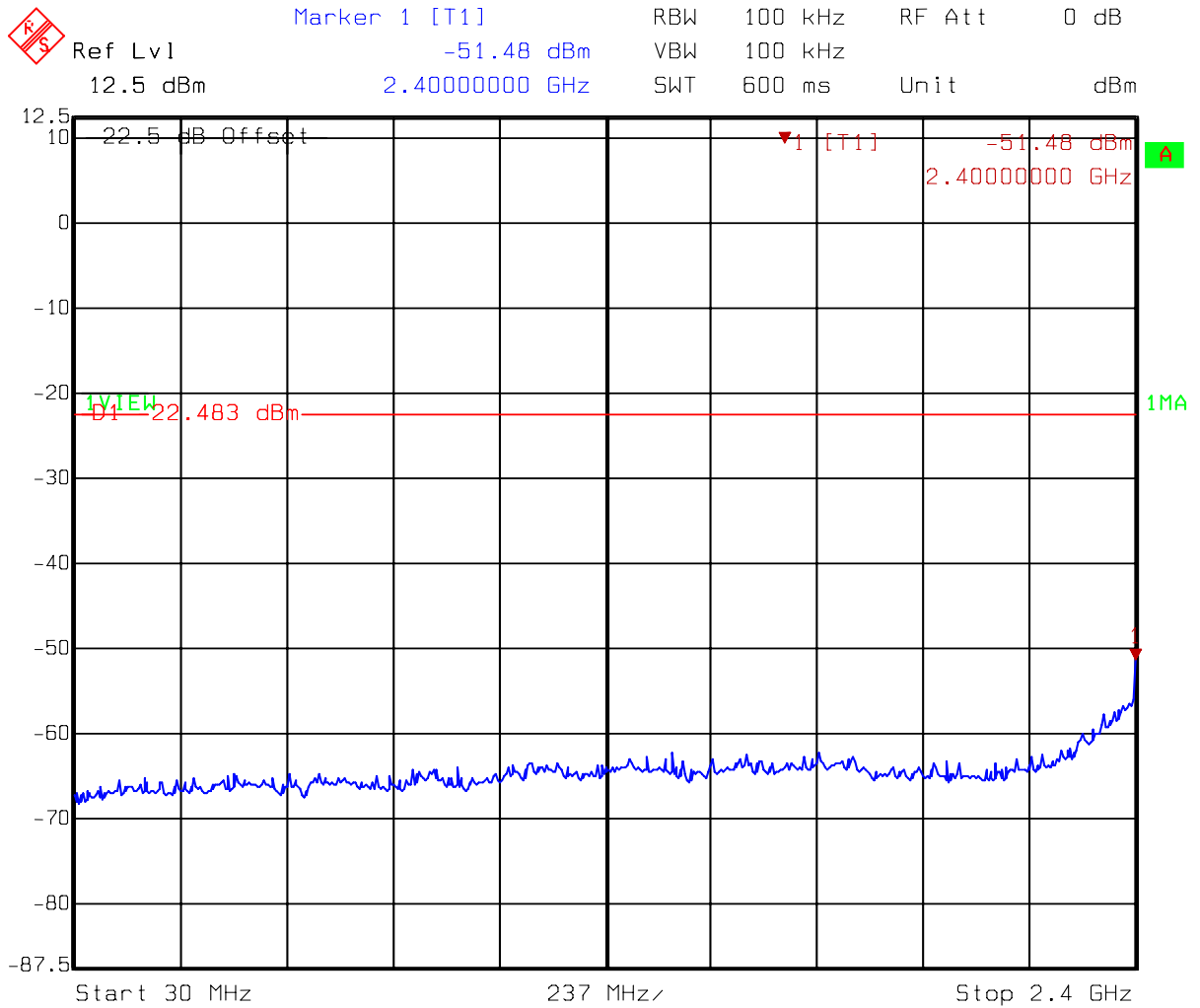
 Ref Lvl 12.5 dBm Marker 1 [T1] 3.22144289 GHz RBW 100 kHz RF Att 0 dB
-50.96 dBm VBW 100 kHz
5.8 s Unit dBm



Title: Conductive-Spurious
Comment A: CH 6 at 802.11n 20MHz mode
Date: 17.APR.2008 11:40:44

Chain A


Test Mode: 802.11n HT20 mode CH11

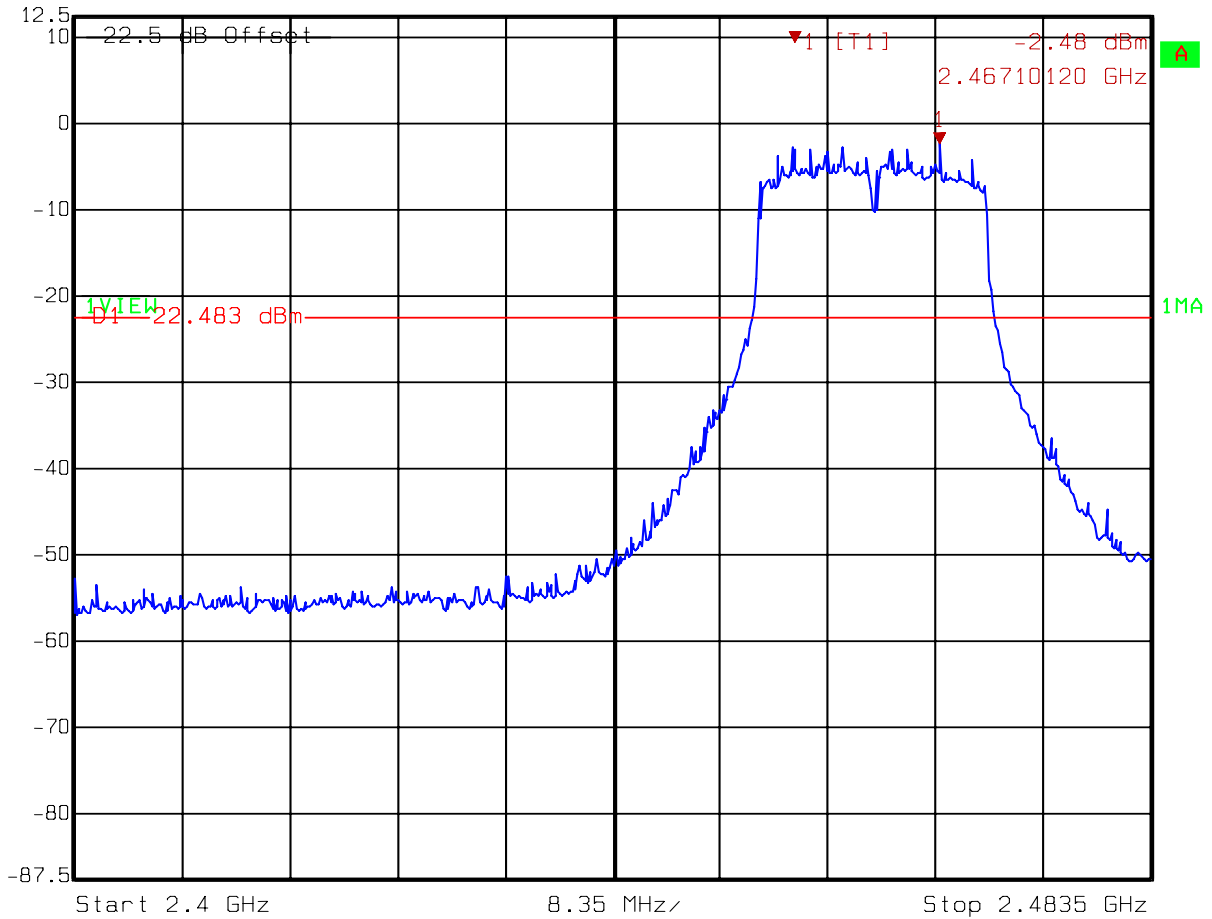


Title: Conductive-Spurious
 Comment A: CH 11 at 802.11n 20MHz mode
 Date: 17.APR.2008 11:59:28

Chain A

Test Mode: 802.11n HT20 mode CH11


	Marker 1 [T1]	RBW	100 kHz	RF Att	0 dB
	Ref Lvl	-2.48 dBm	VBW	100 kHz	
	12.5 dBm	2.46710120 GHz	SWT	21 ms	Unit

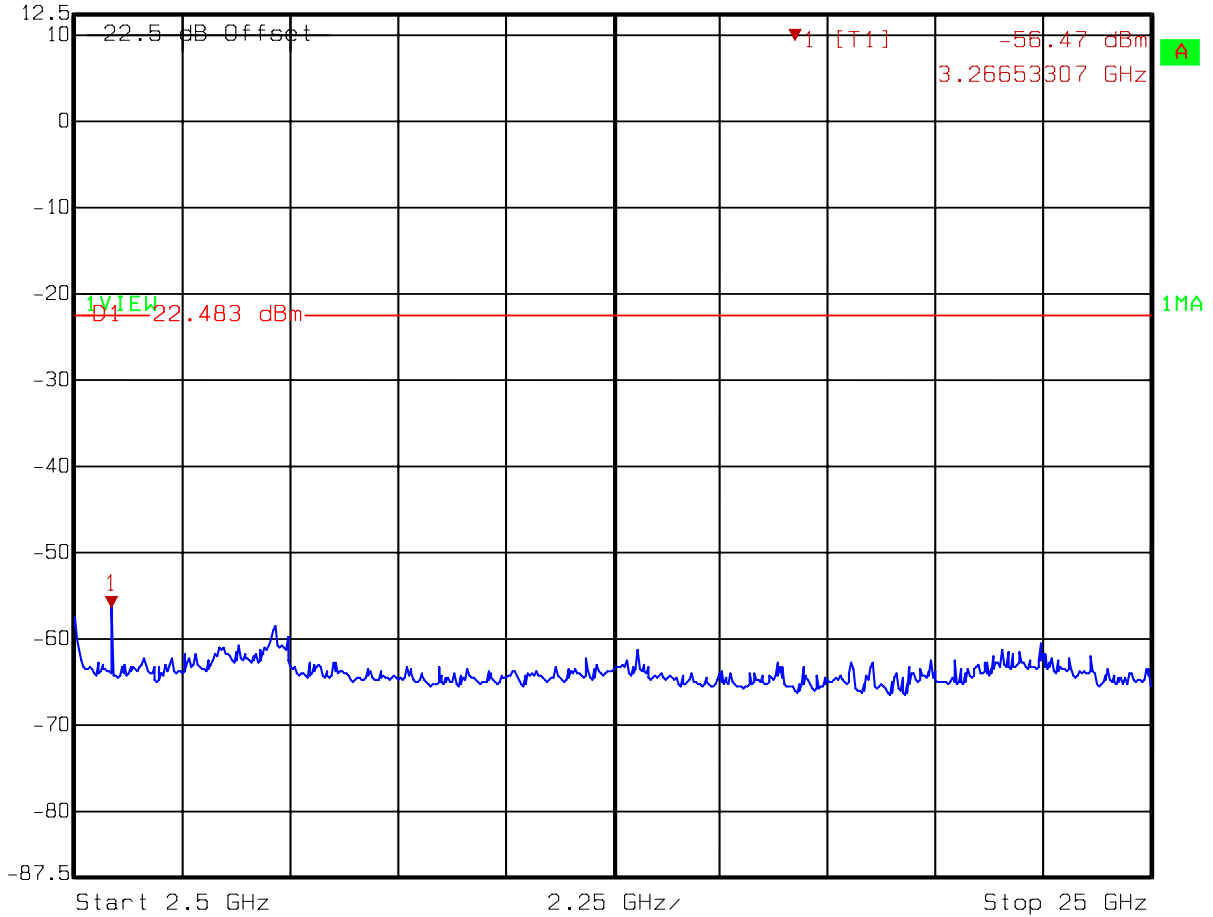


Title: Conductive-Spurious
 Comment A: CH 11 at 802.11n 20MHz mode
 Date: 17.APR.2008 11:59:07

Chain A

Test Mode: 802.11n HT20 mode CH11



 Ref Lvl 12.5 dBm
 Marker 1 [T1] 3.26653307 GHz
 RBW 100 kHz RF Att 0 dB
 VBW 100 kHz
 SWT 5.8 s Unit dBm

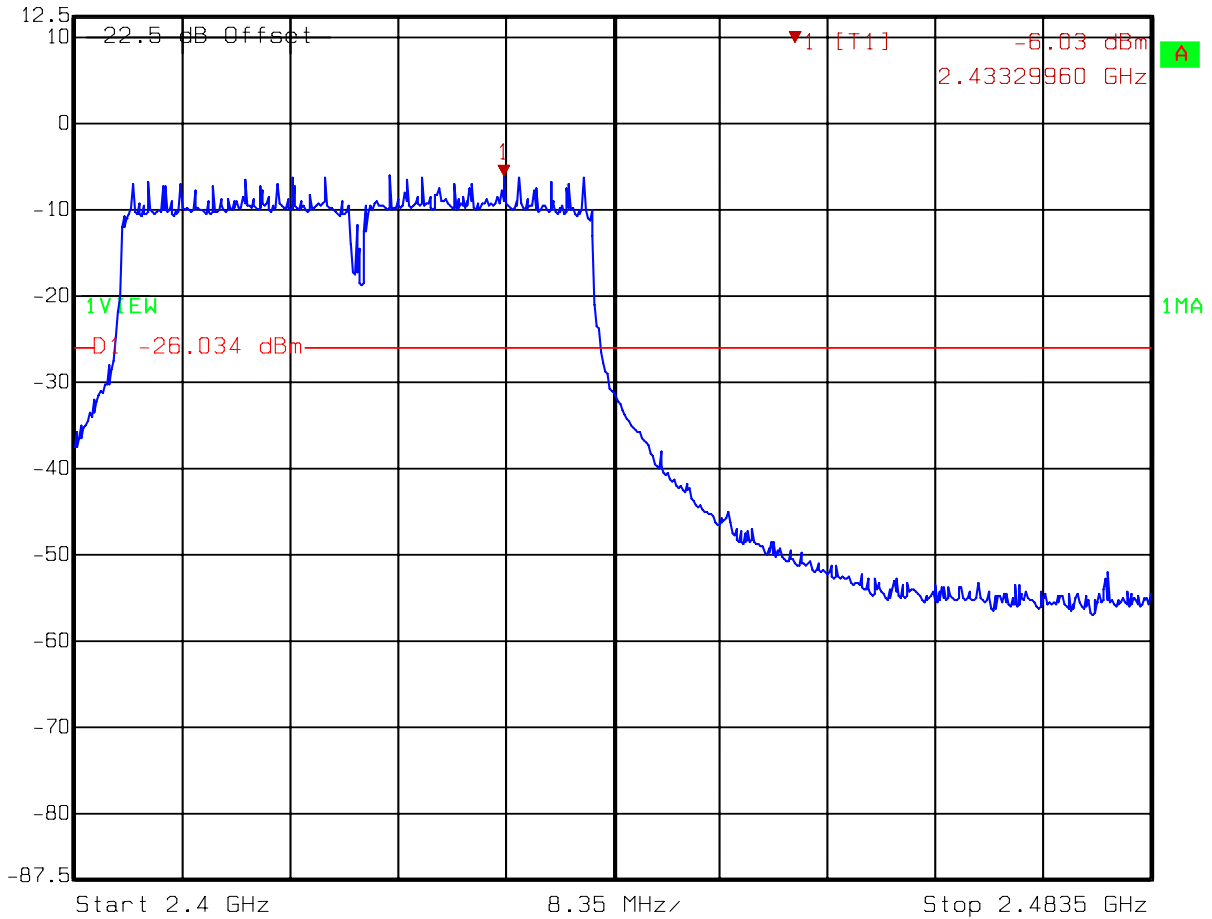


Title: Conductive-Spurious
 Comment A: CH 11 at 802.11n 20MHz mode
 Date: 17.APR.2008 11:59:55

Chain A

Test Mode: 802.11n HT40 mode CH3

	Ref Lvl	Marker 1 [T1]	RBW	100 kHz	RF Att	0 dB
	12.5 dBm	-6.03 dBm	VBW	100 kHz		
		2.43329960 GHz	SWT	21 ms	Unit	dBm

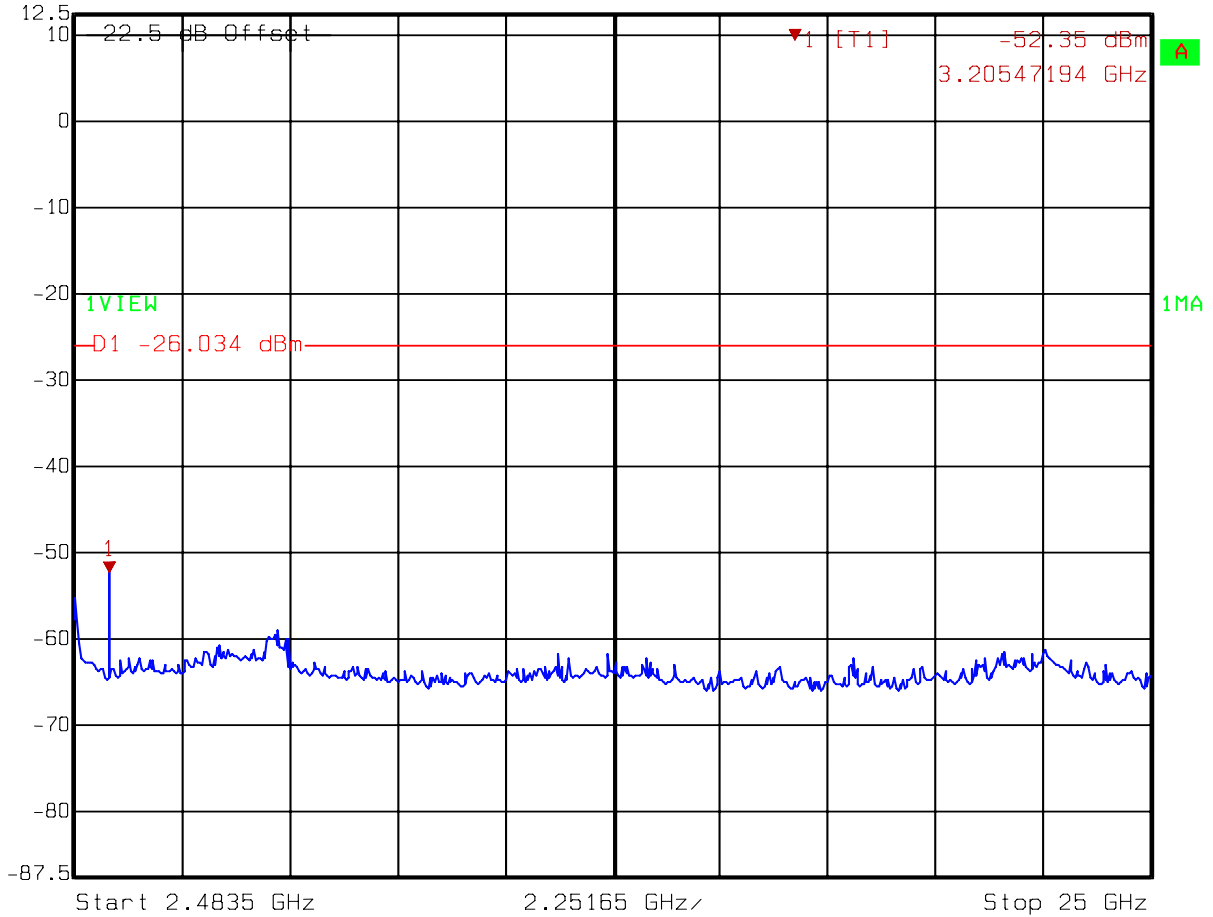


Title: Conductive-Spurious
 Comment A: CH 3 at 802.11n 40MHz mode
 Date: 17.APR.2008 12:02:25

Chain A

Test Mode: 802.11n HT40 mode CH3

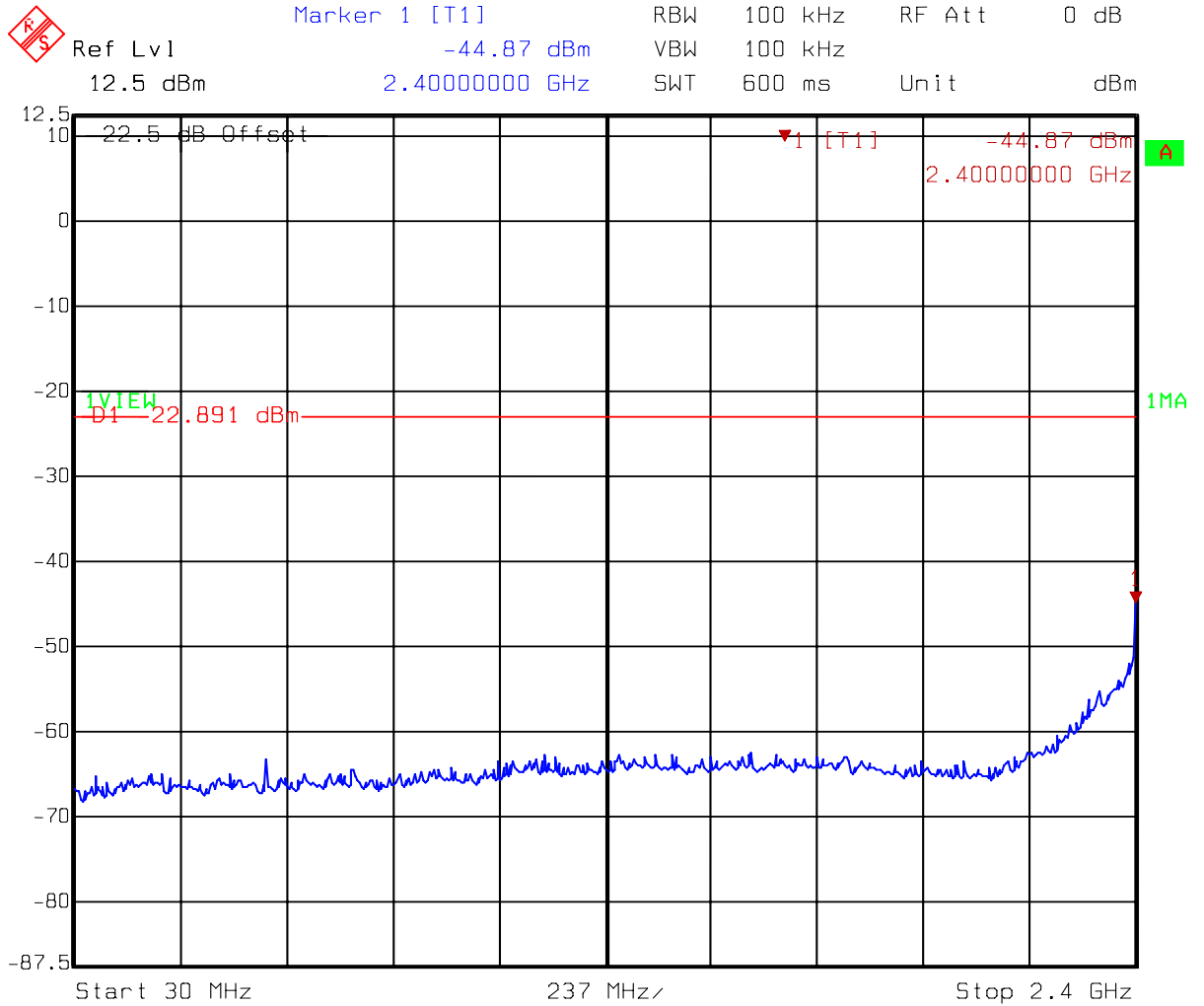
 Ref Lvl 12.5 dBm Marker 1 [T1] 3.20547194 GHz RBW 100 kHz RF Att 0 dB
-52.35 dBm VBW 100 kHz
5.8 s Unit dBm



Title: Conductive-Spurious
Comment A: CH 3 at 802.11n 40MHz mode
Date: 17.APR.2008 12:03:13

Chain A


Test Mode: 802.11n HT40 mode CH6

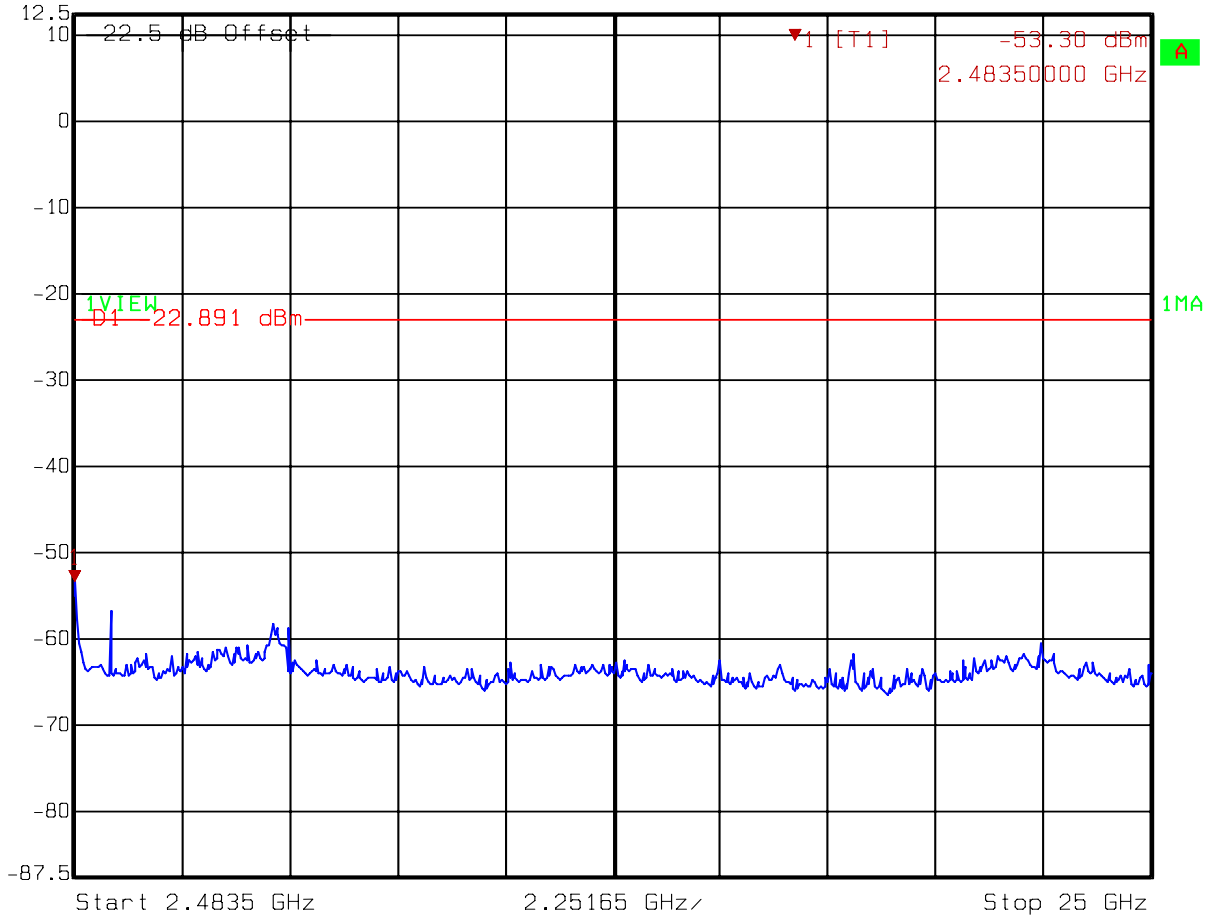


Title: Conductive-Spurious
 Comment A: CH 6 at 802.11n 40MHz mode
 Date: 17.APR.2008 12:16:06

Chain A

Test Mode: 802.11n HT40 mode CH6

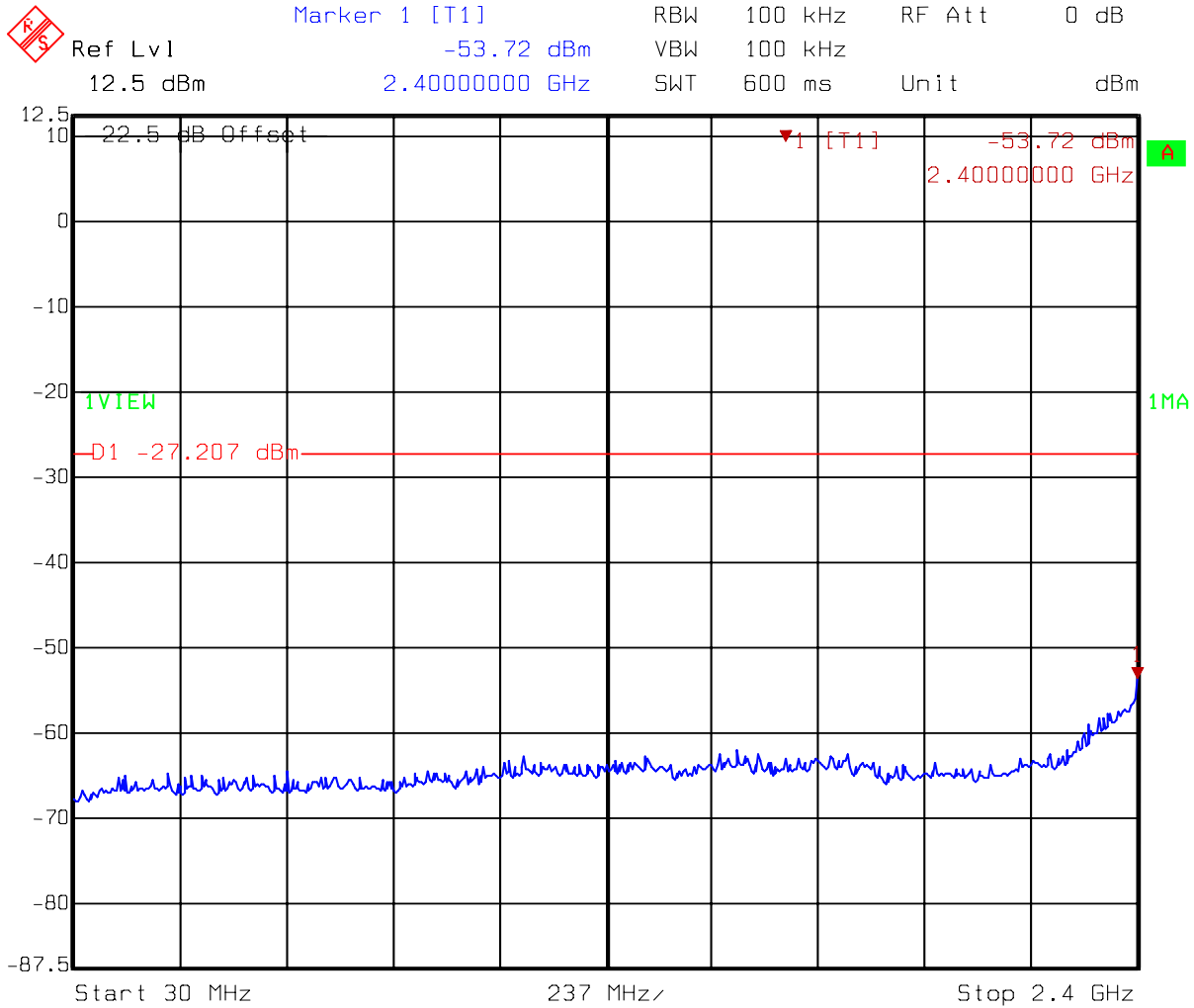
 Ref Lvl 12.5 dBm Marker 1 [T1] 2.48350000 GHz RBW 100 kHz RF Att 0 dB
-53.30 dBm VBW 100 kHz
5.8 s Unit dBm



Title: Conductive-Spurious
Comment A: CH 6 at 802.11n 40MHz mode
Date: 17.APR.2008 12:16:33

Chain A

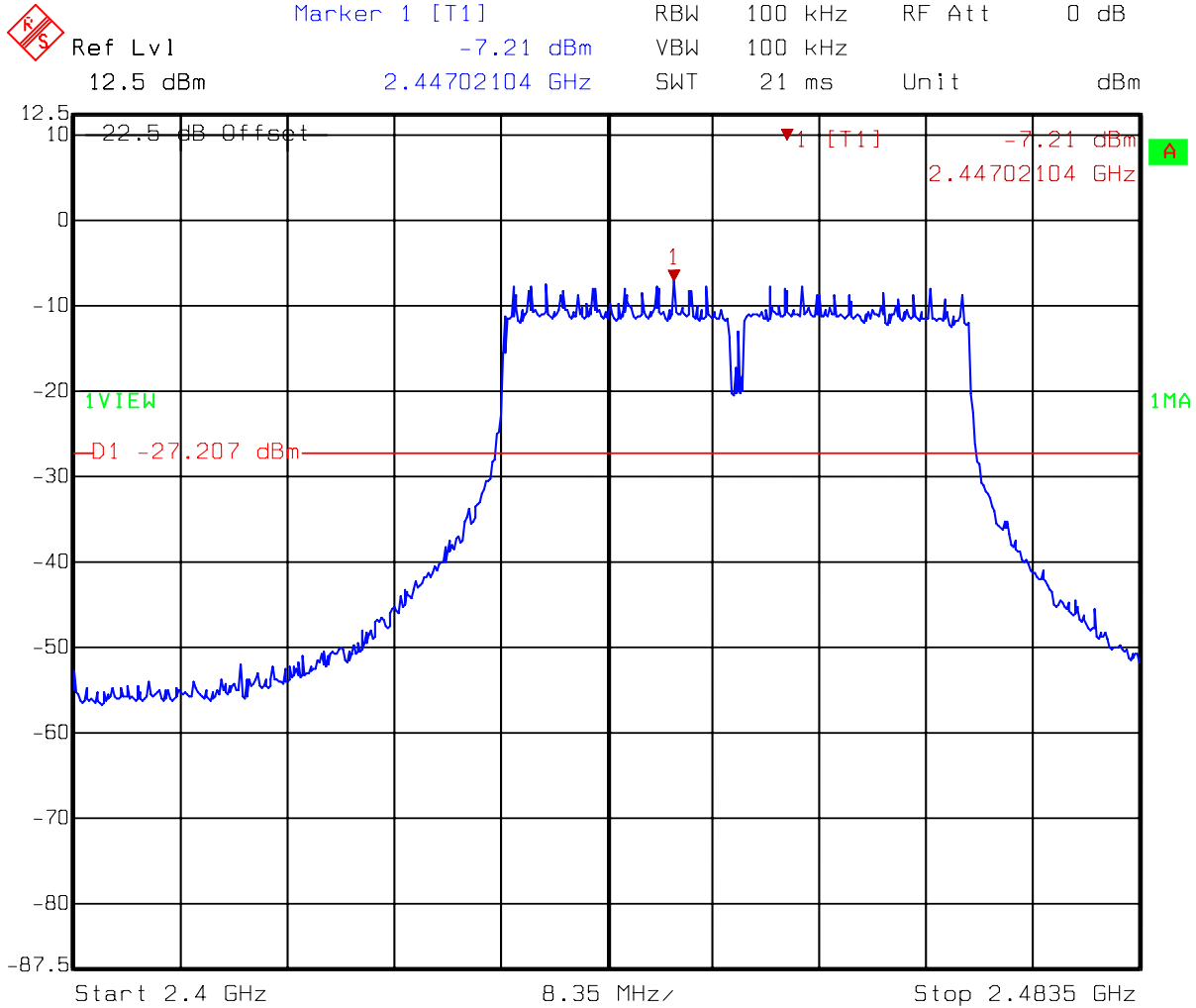
Test Mode: 802.11n HT40 mode CH9



Title: Conductive-Spurious
 Comment A: CH 9 at 802.11n 40MHz mode
 Date: 17.APR.2008 12:19:28

Chain A

Test Mode: 802.11n HT40 mode CH9

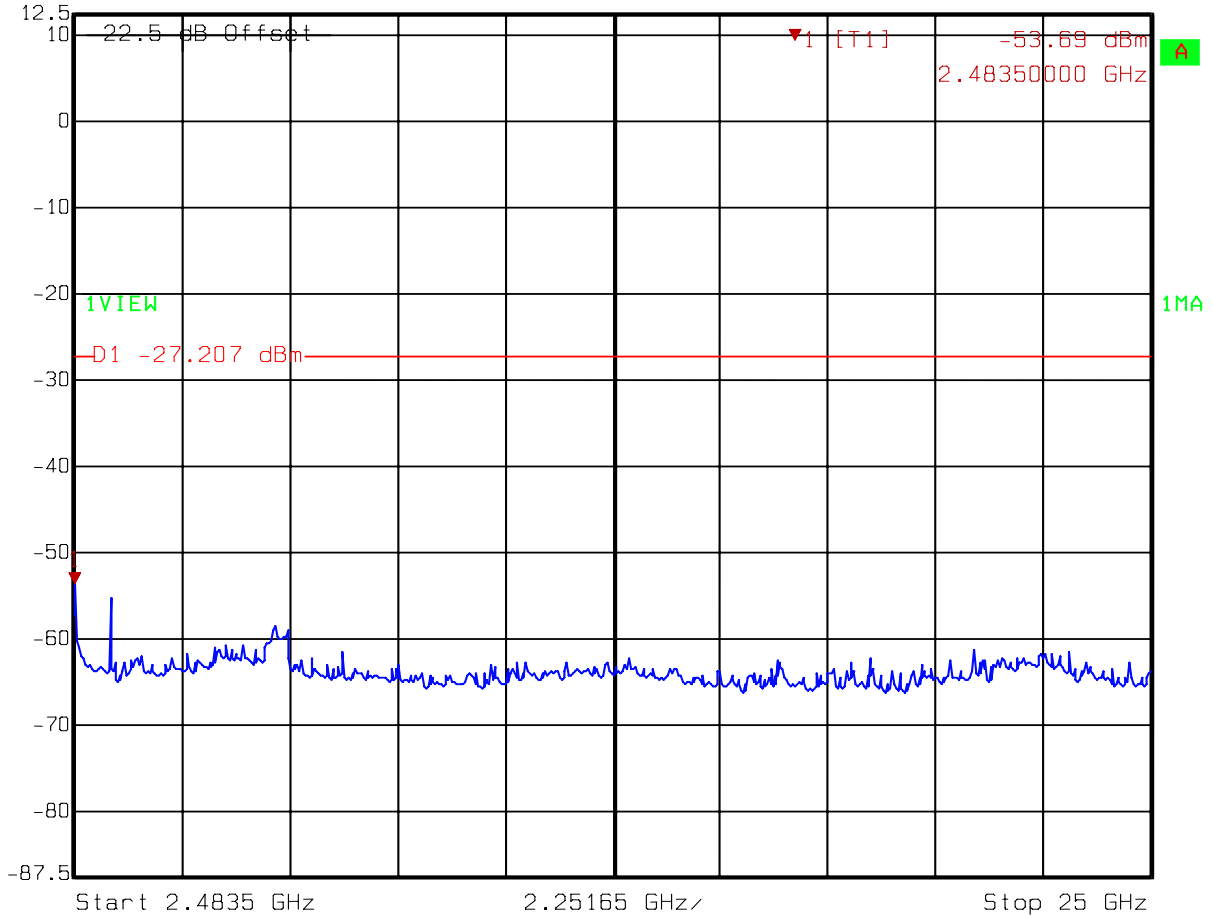


Title: Conductive-Spurious
Comment A: CH 9 at 802.11n 40MHz mode
Date: 17.APR.2008 12:19:07

Chain A

Test Mode: 802.11n HT40 mode CH9

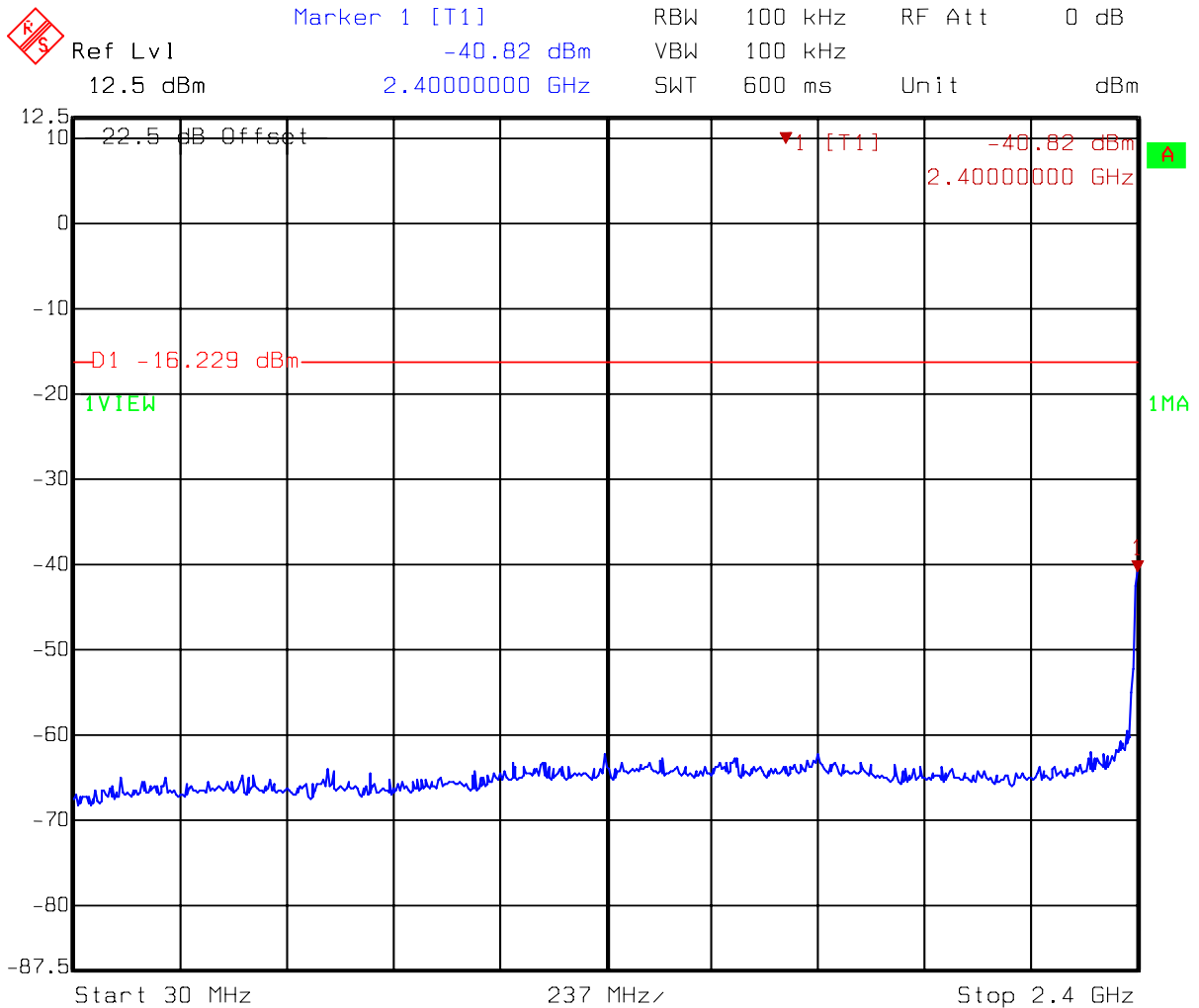
 Ref Lvl 12.5 dBm Marker 1 [T1] 2.48350000 GHz RBW 100 kHz RF Att 0 dB
-53.69 dBm VBW 100 kHz
5.8 s Unit dBm



Title: Conductive-Spurious
Comment A: CH 9 at 802.11n 40MHz mode
Date: 17.APR.2008 12:19:55

Chain B

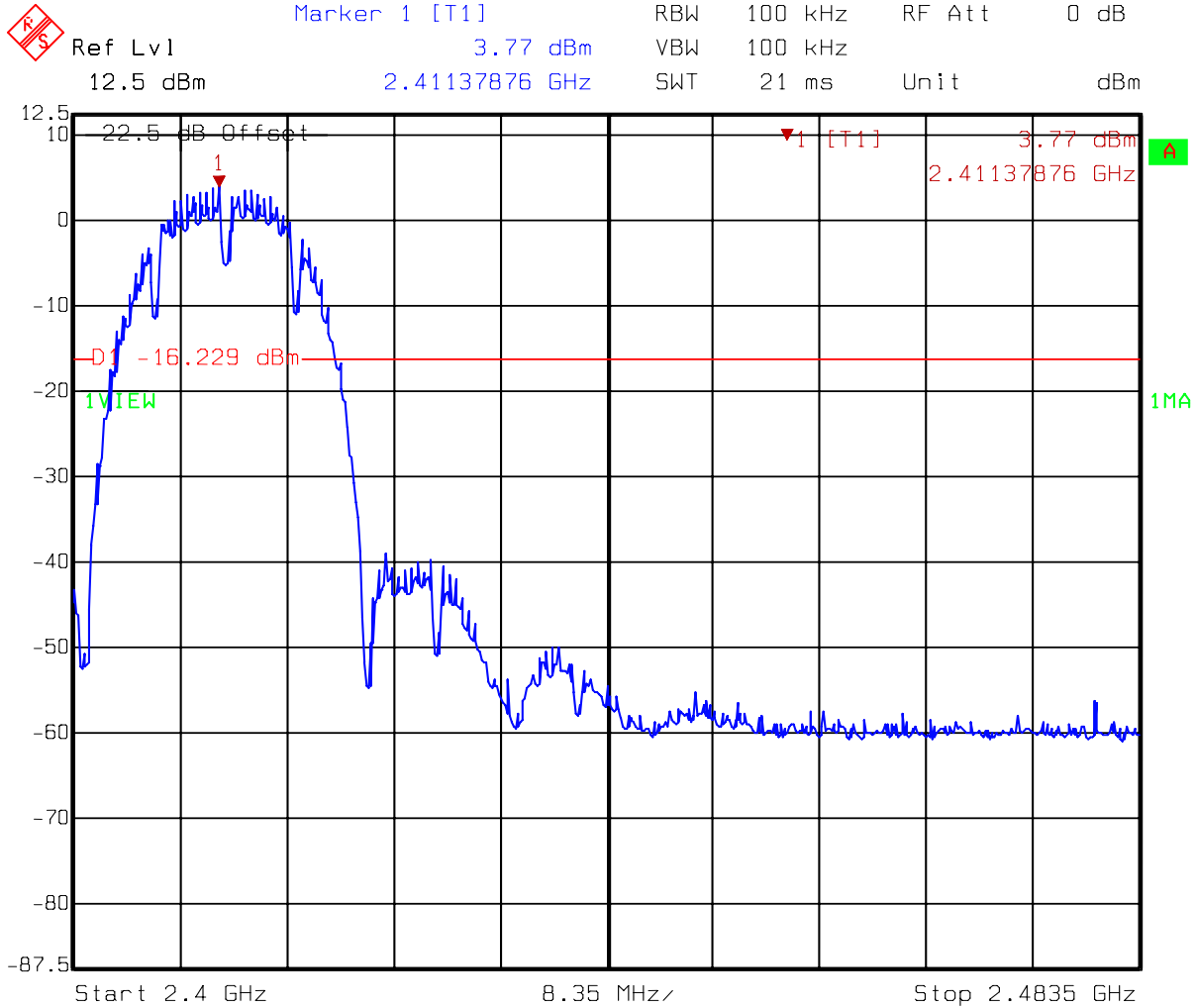
Test Mode: 802.11b mode CH1



Title: Conductive-Spurious
Comment A: CH 1 at 802.11b mode 30MHz~2400MHz
Date: 17.APR.2008 10:30:56

Chain B

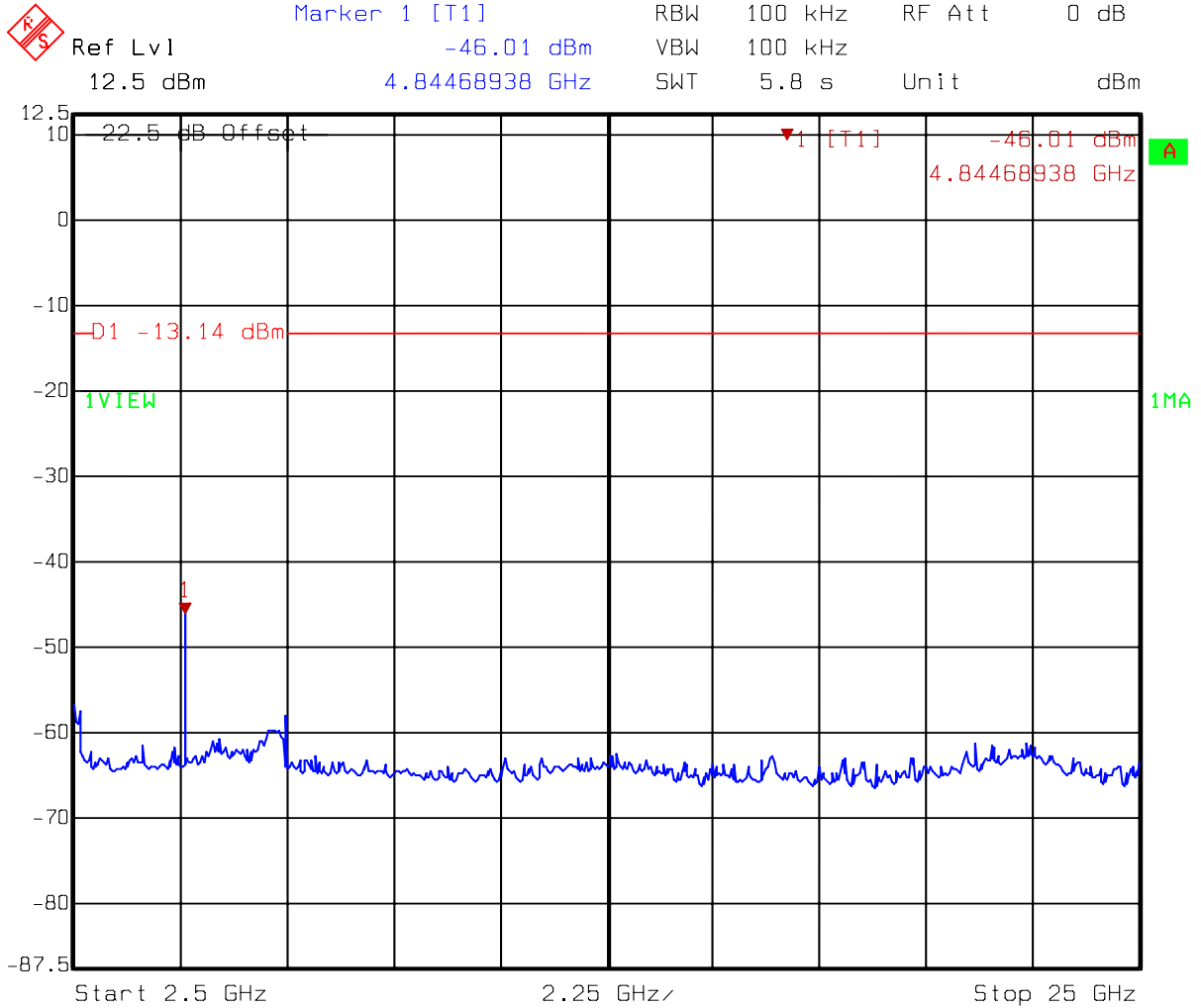
Test Mode: 802.11b mode CH1



Title: Conductive-Spurious
Comment A: CH 1 at 802.11b mode 2400MHz~2483.5MHz
Date: 17.APR.2008 10:30:35

Chain B


Test Mode: 802.11b mode CH6

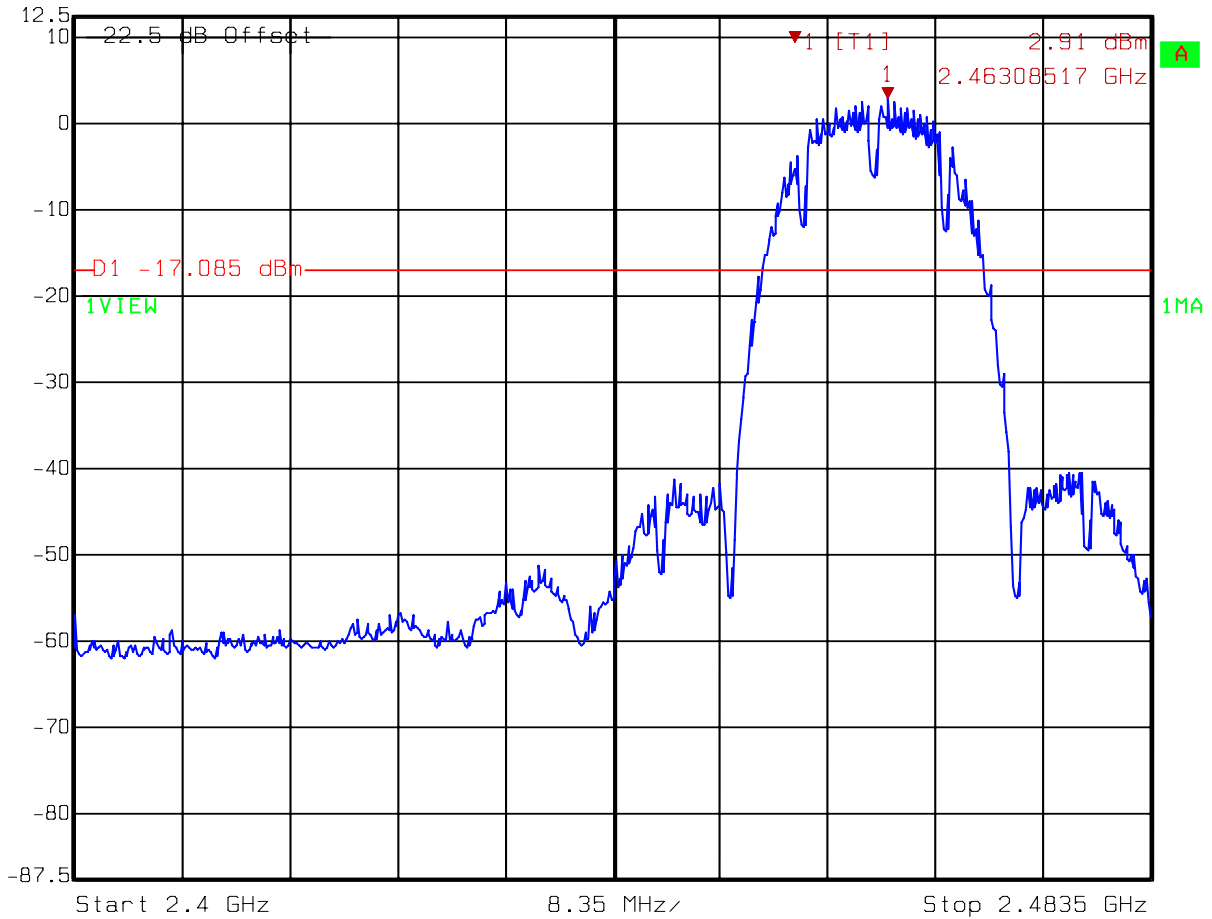


Title: Conductive-Spurious
Comment A: CH 6 at 802.11b mode 2483.5MHz~25GHz
Date: 17.APR.2008 10:44:20

Chain B

Test Mode: 802.11b mode CH11

 Marker 1 [T1] RBW 100 kHz RF Att 0 dB
Ref Lvl 2.91 dBm VBW 100 kHz
12.5 dBm 2.46308517 GHz SWT 21 ms Unit dBm

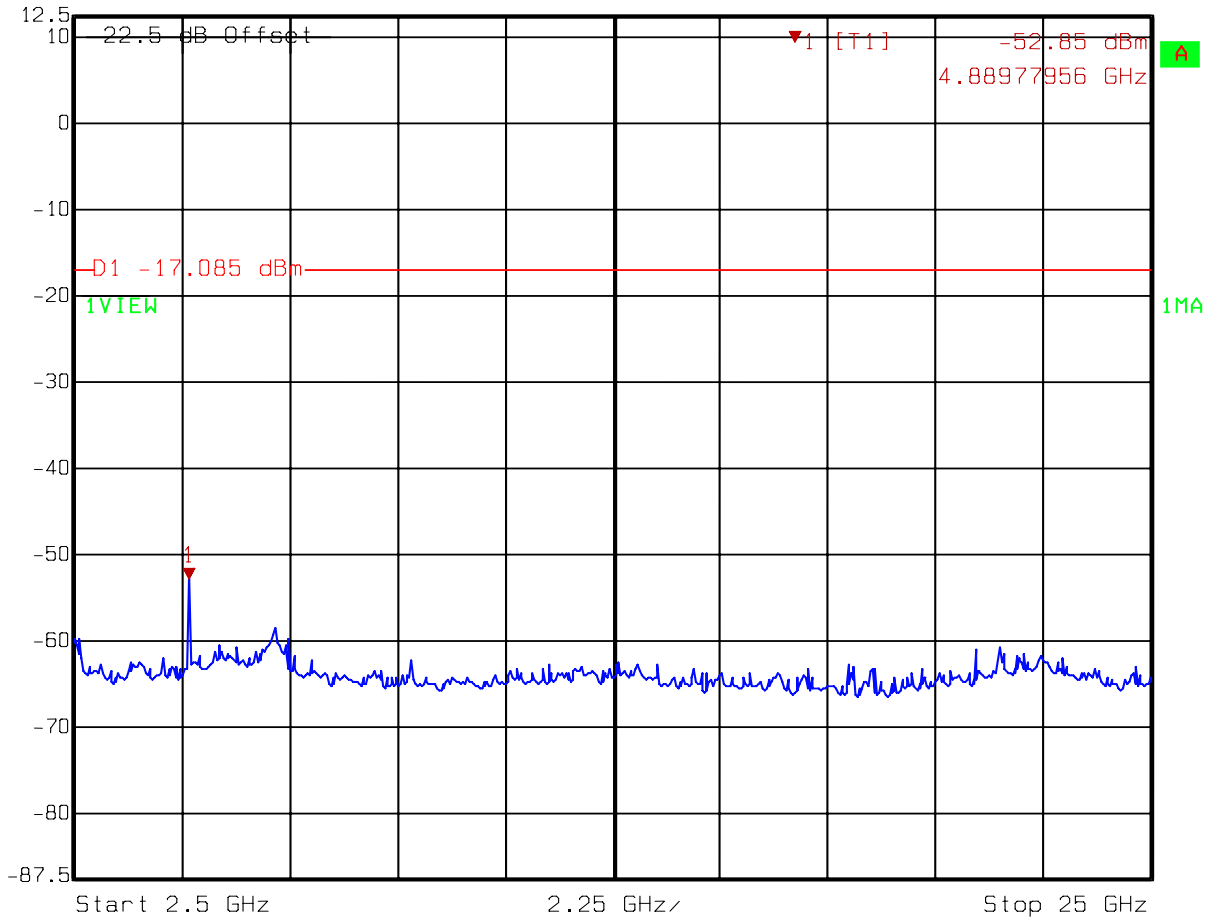


Title: Conductive-Spurious
Comment A: CH 11 at 802.11b mode 2400MHz~2483.5MHz
Date: 17.APR.2008 10:52:20

Chain B

Test Mode: 802.11b mode CH11

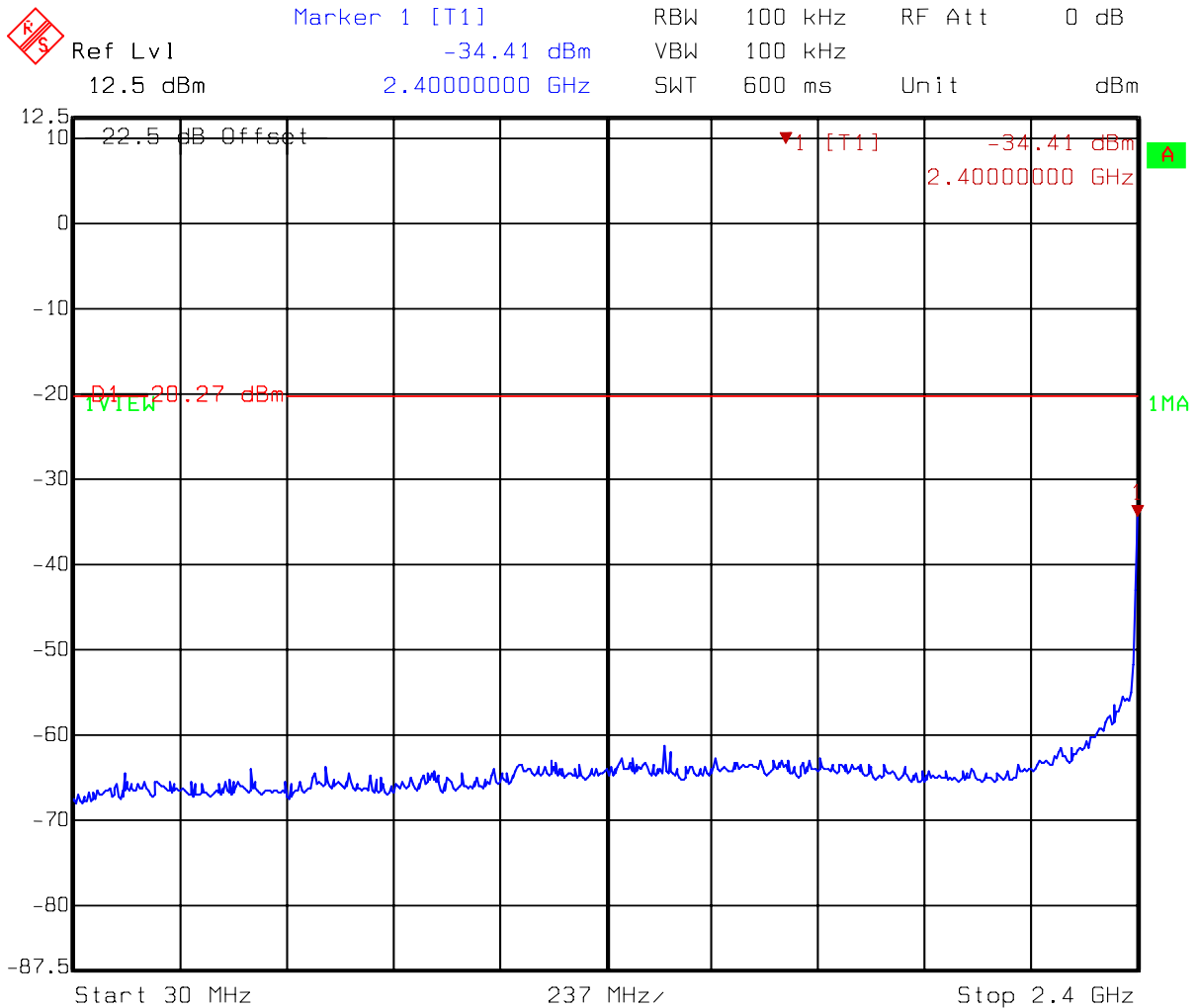
	Ref Lvl	Marker 1 [T1]	RBW	100 kHz	RF Att	0 dB
	12.5 dBm	-52.85 dBm	VBW	100 kHz		
		4.88977956 GHz	SWT	5.8 s	Unit	dBm



Title: Conductive-Spurious
 Comment A: CH 11 at 802.11b mode 2483.5MHz~25GHz
 Date: 17.APR.2008 10:53:08

Chain B


Test Mode: 802.11g mode CH1

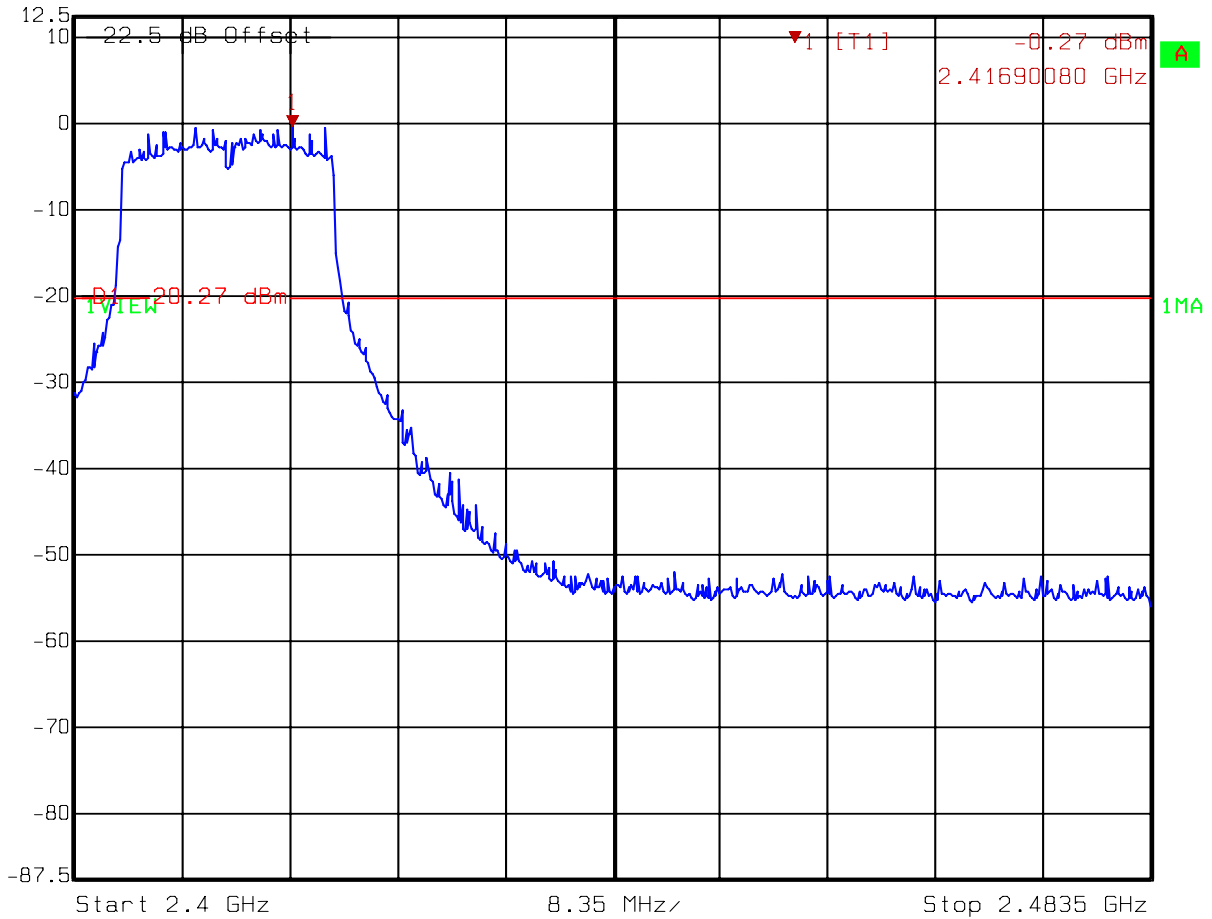


Title: Conductive-Spurious
Comment A: CH 1 at 802.11g mode 30MHz~2400MHz
Date: 17.APR.2008 11:05:33

Chain B

Test Mode: 802.11g mode CH1

	Ref Lvl	Marker 1 [T1]	RBW	100 kHz	RF Att	0 dB
	12.5 dBm	-0.27 dBm	VBW	100 kHz		
		2.41690080 GHz	SWT	21 ms	Unit	dBm

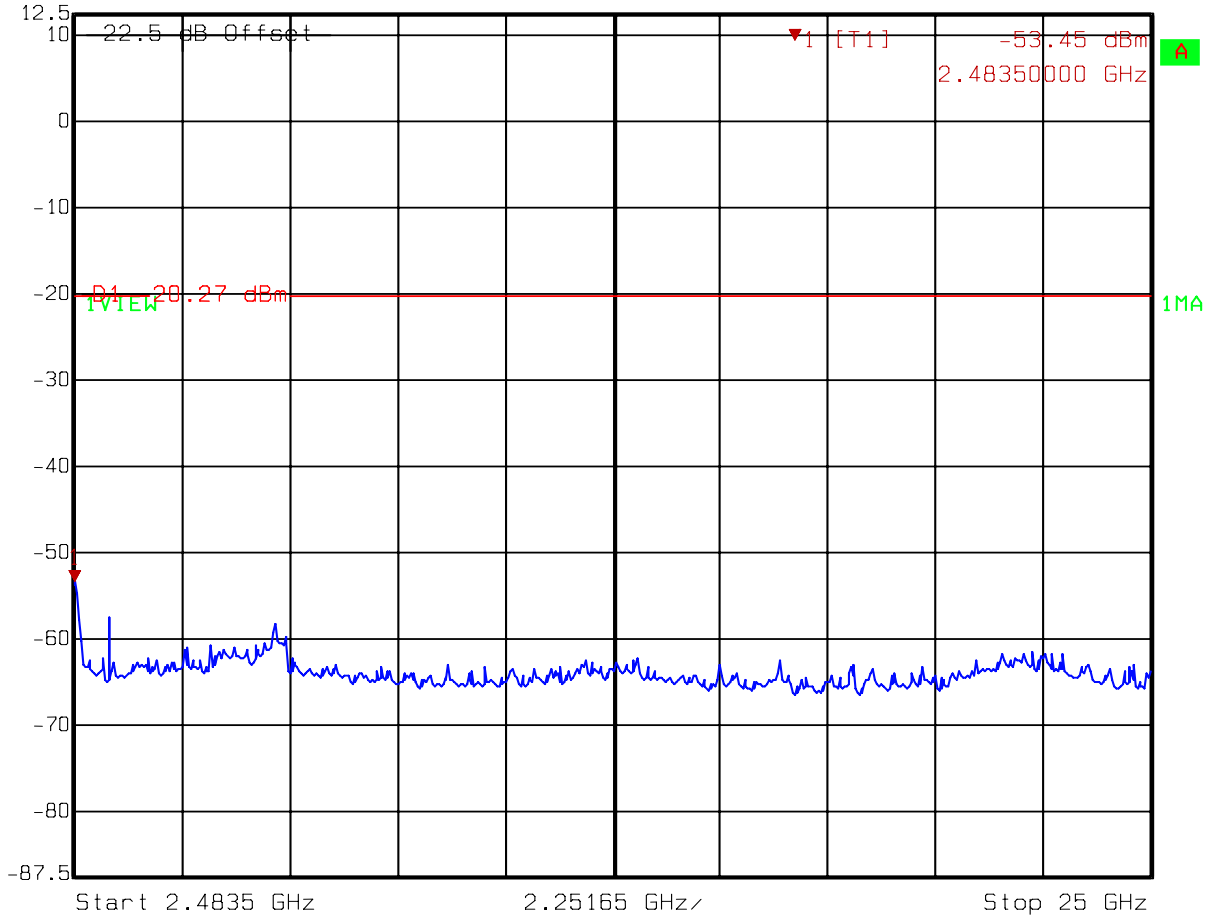


Title: Conductive-Spurious
 Comment A: CH 1 at 802.11g mode 2400MHz~2483.5MHz
 Date: 17.APR.2008 11:05:12

Chain B

Test Mode: 802.11g mode CH1

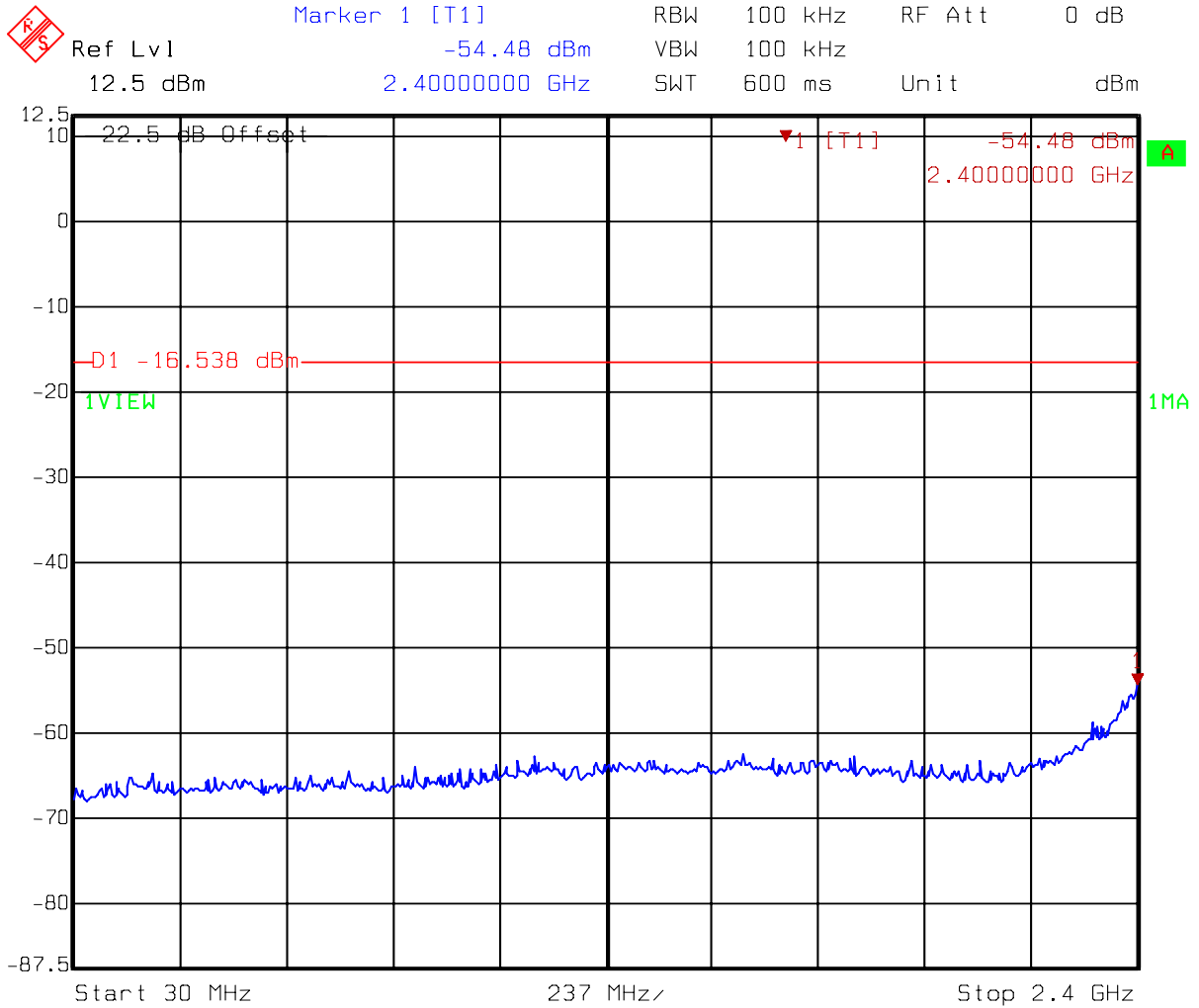
	Ref Lvl	Marker 1 [T1]	RBW	100 kHz	RF Att	0 dB
	12.5 dBm	-53.45 dBm	VBW	100 kHz		
		2.48350000 GHz	SWT	5.8 s	Unit	dBm



Title: Conductive-Spurious
 Comment A: CH 1 at 802.11g mode 2483.5MHz~25000MHz
 Date: 17.APR.2008 11:06:01

Chain B

Test Mode: 802.11g mode CH6

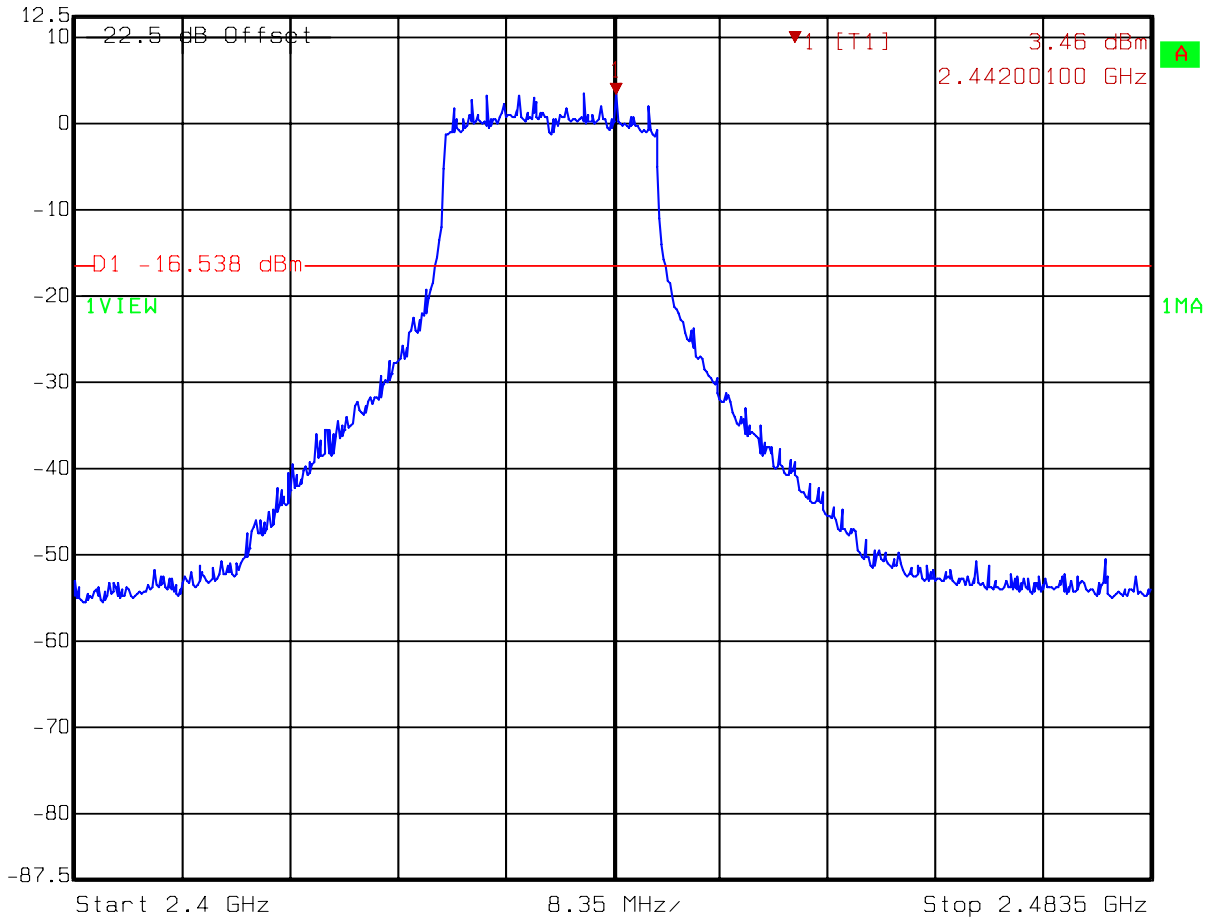


Title: Conductive-Spurious
Comment A: CH 6 at 802.11g mode 30MHz~2400MHz
Date: 17.APR.2008 11:15:07

Chain B

Test Mode: 802.11g mode CH6

	Marker 1 [T1]	RBW	100 kHz	RF Att	0 dB
	Ref Lvl	3.46 dBm	VBW	100 kHz	
	12.5 dBm	2.44200100 GHz	SWT	21 ms	Unit dBm

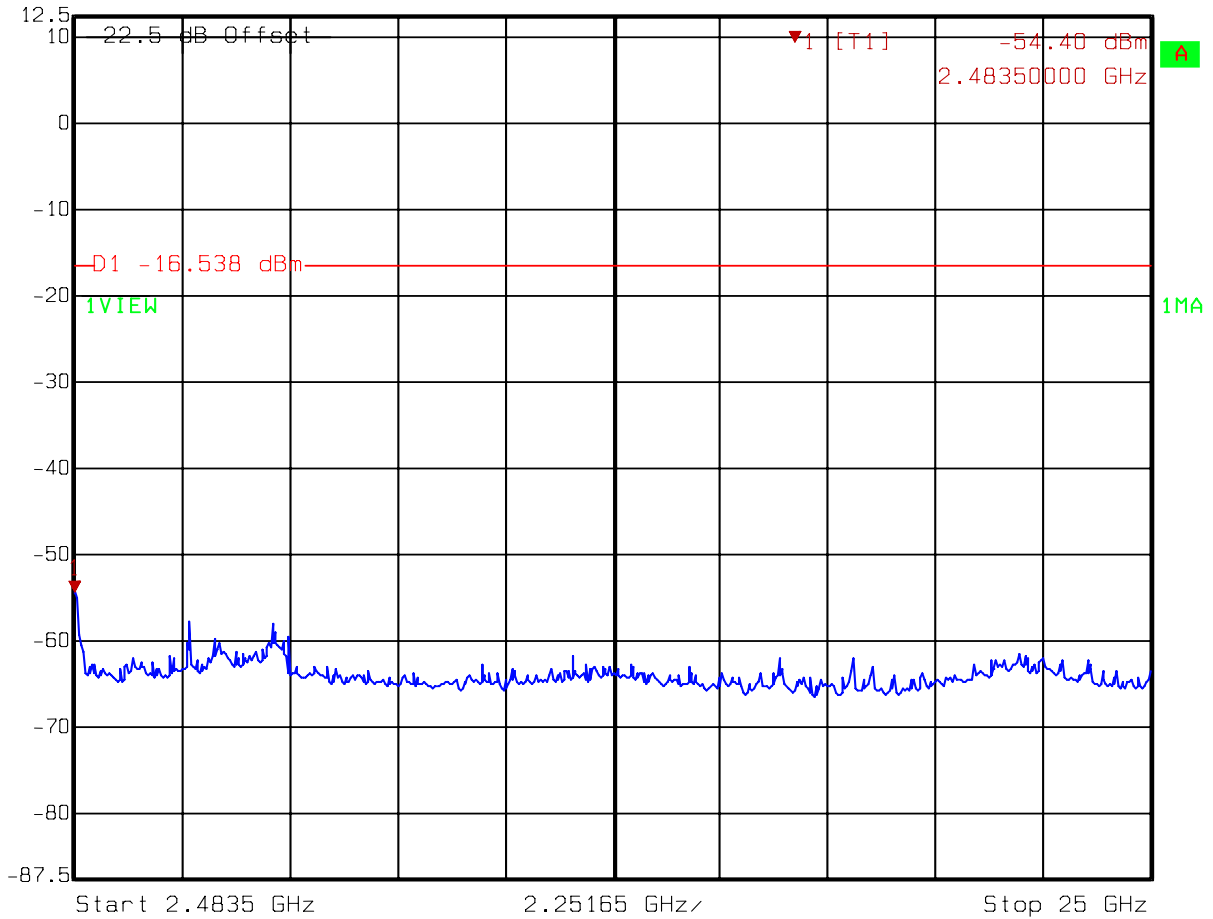


Title: Conductive-Spurious
 Comment A: CH 6 at 802.11g mode 2400MHz~2483.5MHz
 Date: 17.APR.2008 11:14:46

Chain B

Test Mode: 802.11g mode CH6

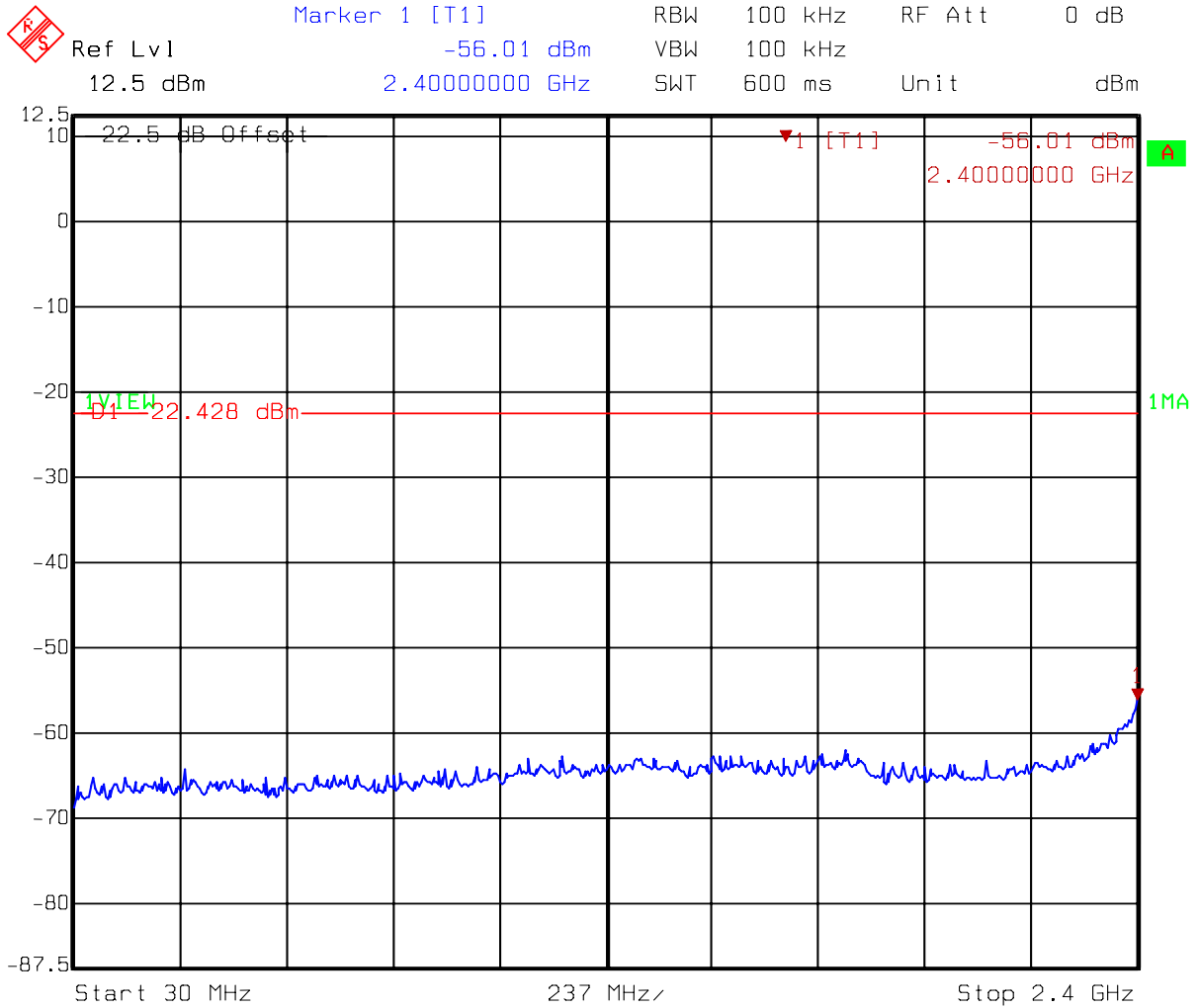
	Ref Lvl	Marker 1 [T1]	RBW	100 kHz	RF Att	0 dB
	12.5 dBm	-54.40 dBm	VBW	100 kHz		
		2.48350000 GHz	SWT	5.8 s	Unit	dBm



Title: Conductive-Spurious
 Comment A: CH 6 at 802.11g mode 2483.5MHz~25000MHz
 Date: 17.APR.2008 11:15:34

Chain B


Test Mode: 802.11g mode CH11

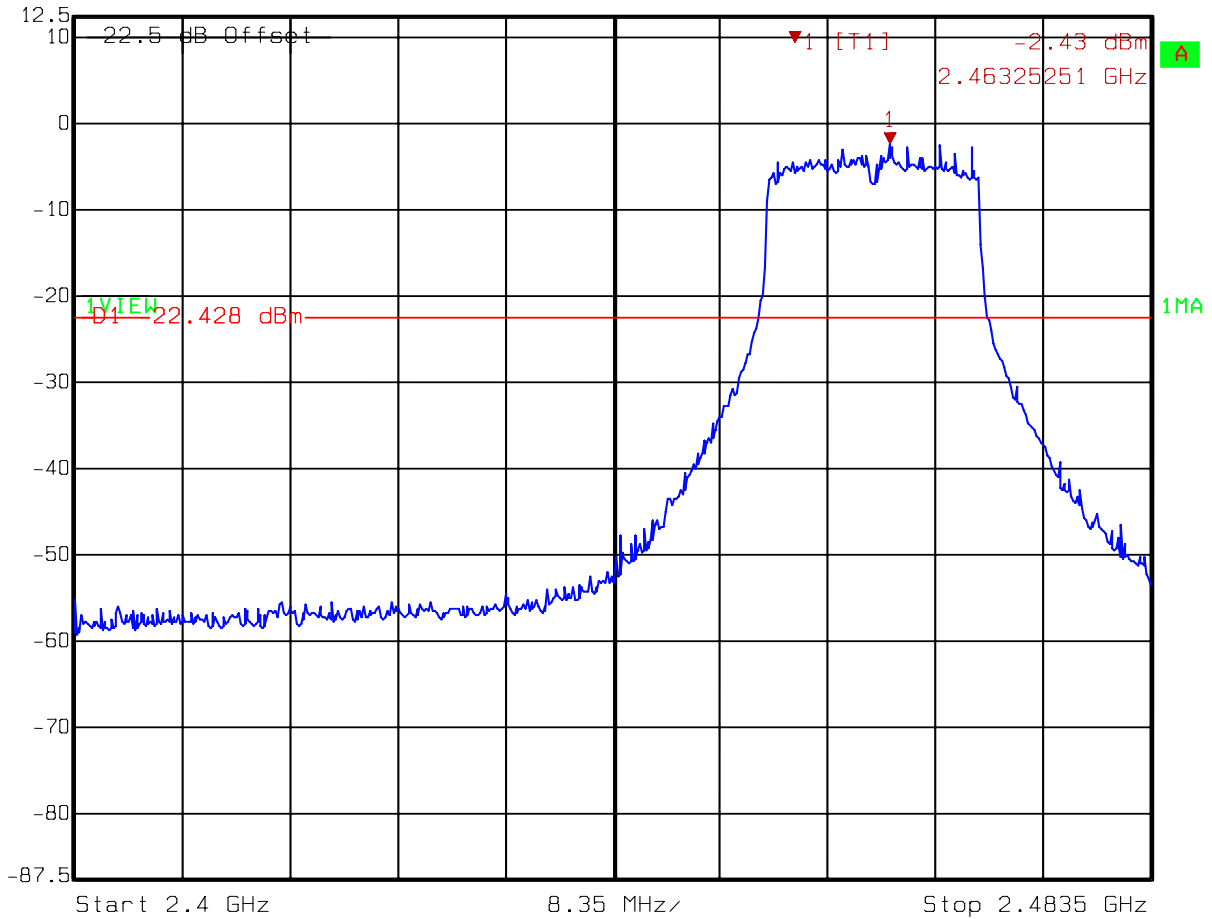


Title: Conductive-Spurious
 Comment A: CH 11 at 802.11g mode 30MHz~2400MHz
 Date: 17.APR.2008 11:24:55

Chain B

Test Mode: 802.11g mode CH11


	Ref Lvl	Marker 1 [T1]	RBW	100 kHz	RF Att	0 dB
	12.5 dBm	-2.43 dBm	VBW	100 kHz		
		2.46325251 GHz	SWT	21 ms	Unit	dBm

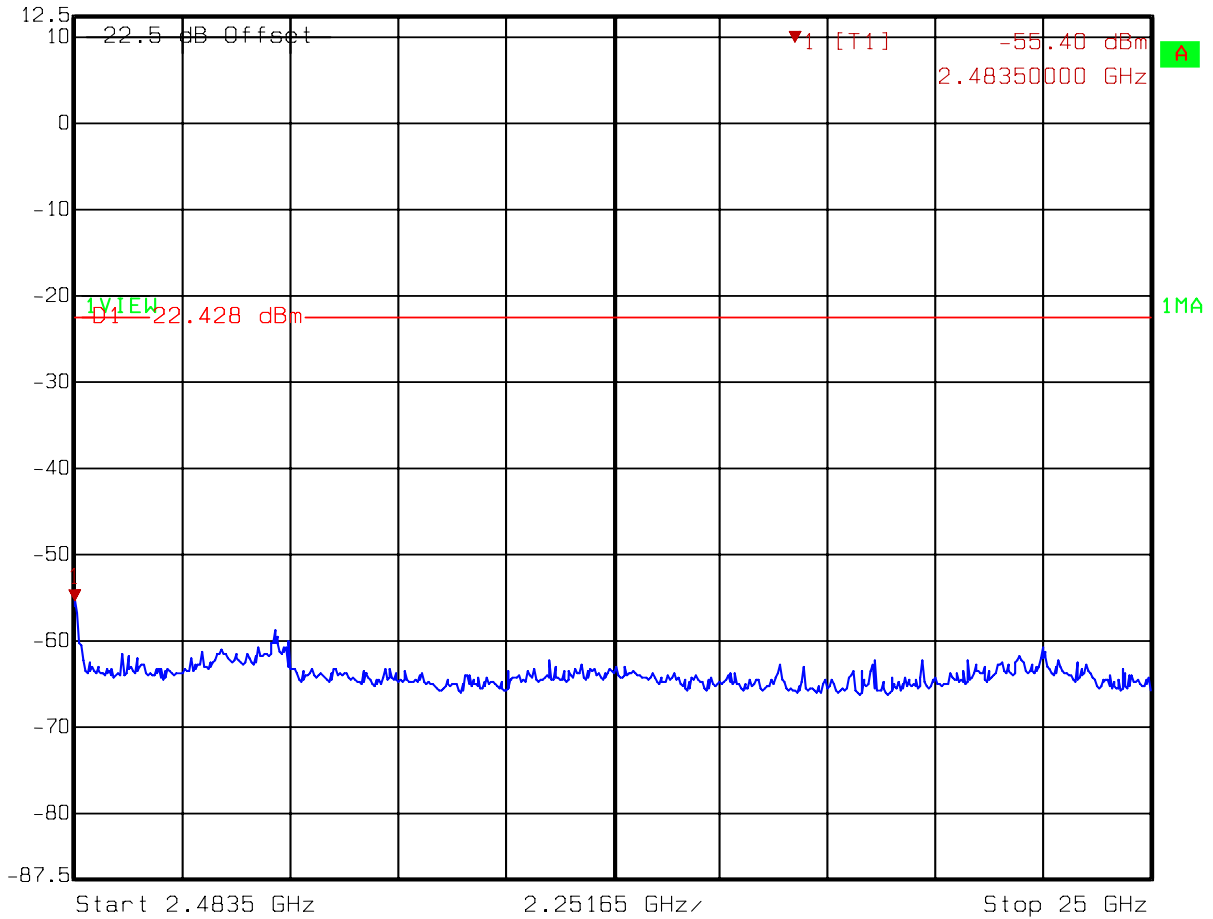


Title: Conductive-Spurious
 Comment A: CH 11 at 802.11g mode 2400MHz~2483.5MHz
 Date: 17.APR.2008 11:24:34

Chain B

Test Mode: 802.11g mode CH11

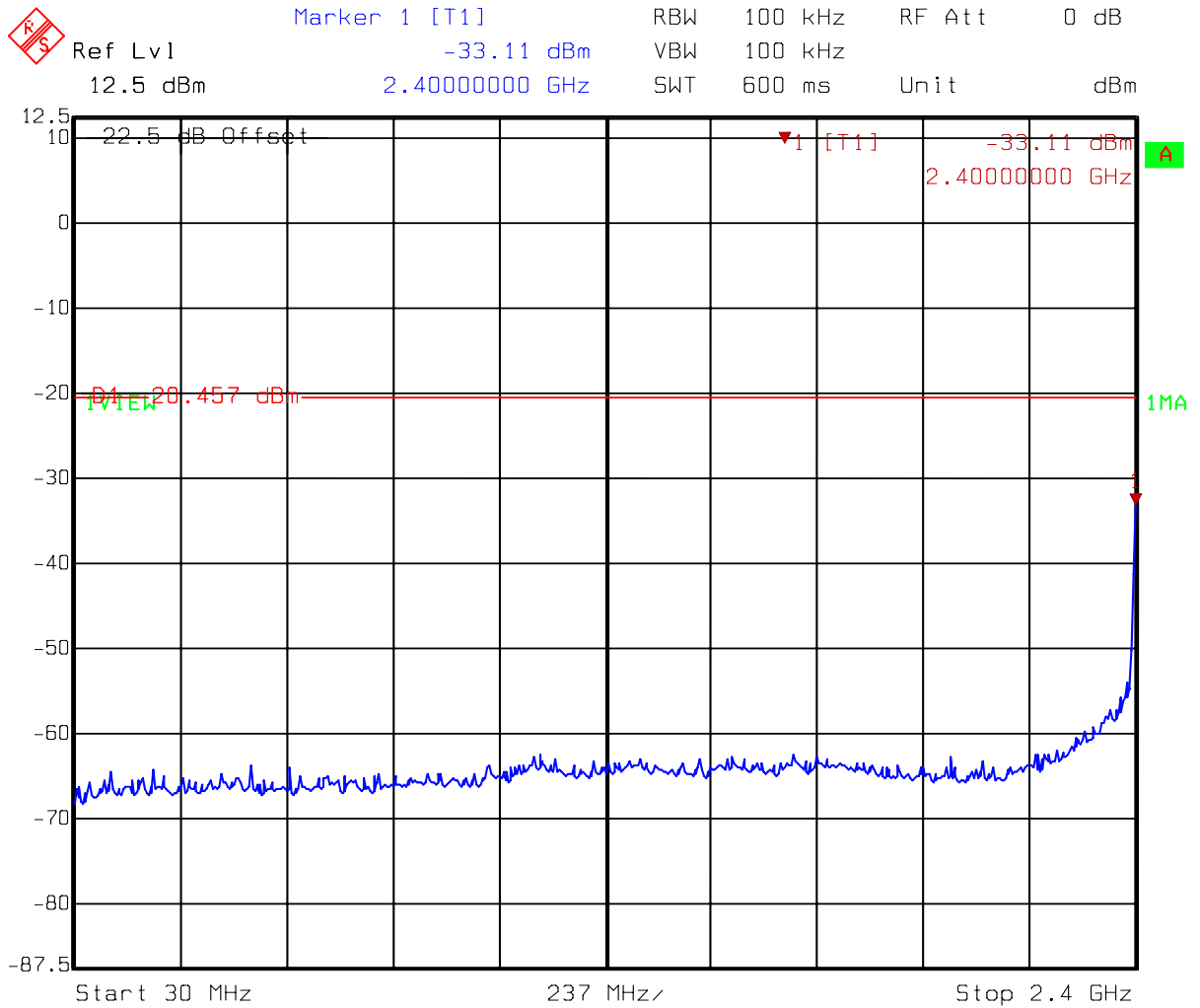
 Ref Lvl 12.5 dBm Marker 1 [T1] 2.48350000 GHz RBW 100 kHz RF Att 0 dB
-55.40 dBm VBW 100 kHz
5.8 s Unit dBm



Title: Conductive-Spurious
Comment A: CH 11 at 802.11g mode 2483.5MHz~25000MHz
Date: 17.APR.2008 11:25:22

Chain B


Test Mode: 802.11n HT20 mode CH1

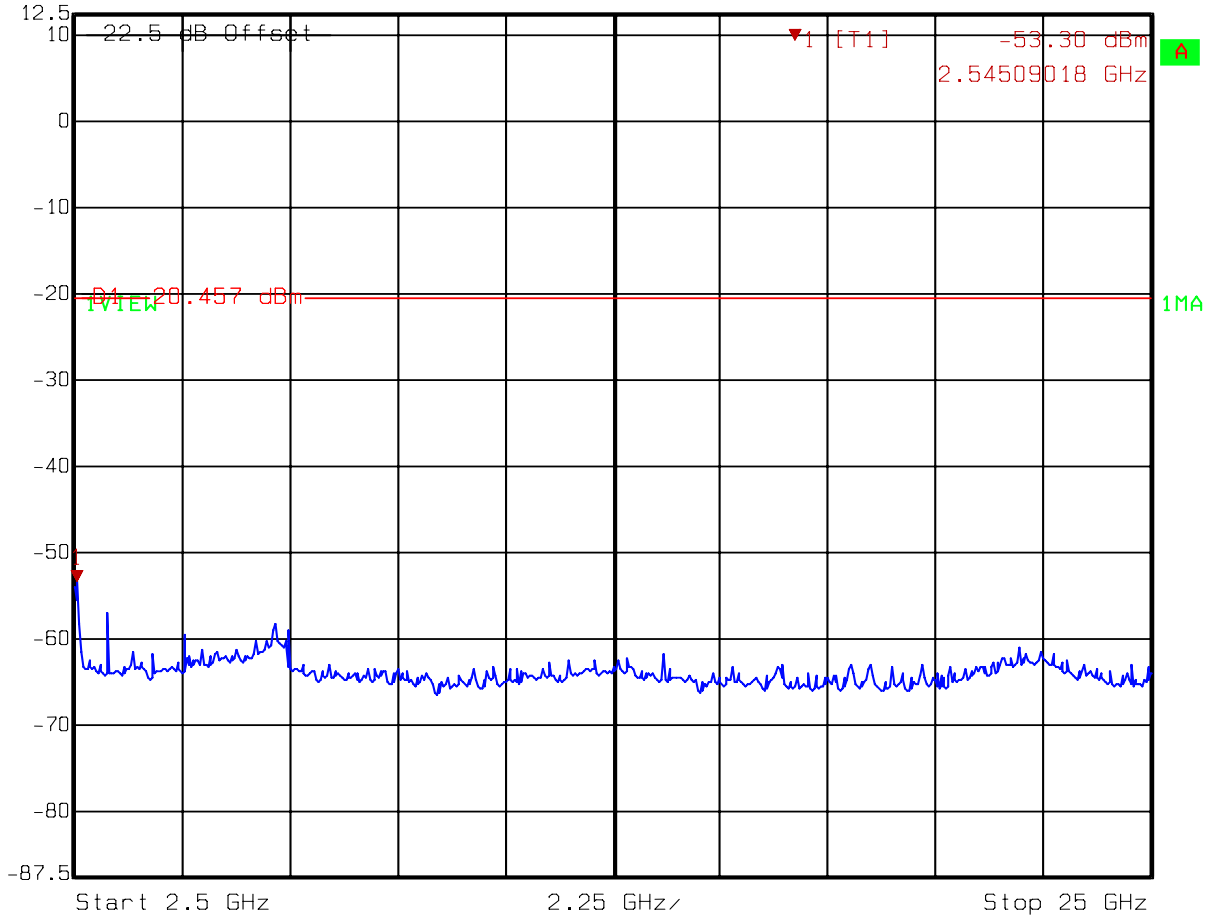


Title: Conductive-Spurious
Comment A: CH 1 at 802.11n 20MHz mode
Date: 17.APR.2008 11:34:03

Chain B

Test Mode: 802.11n HT20 mode CH1

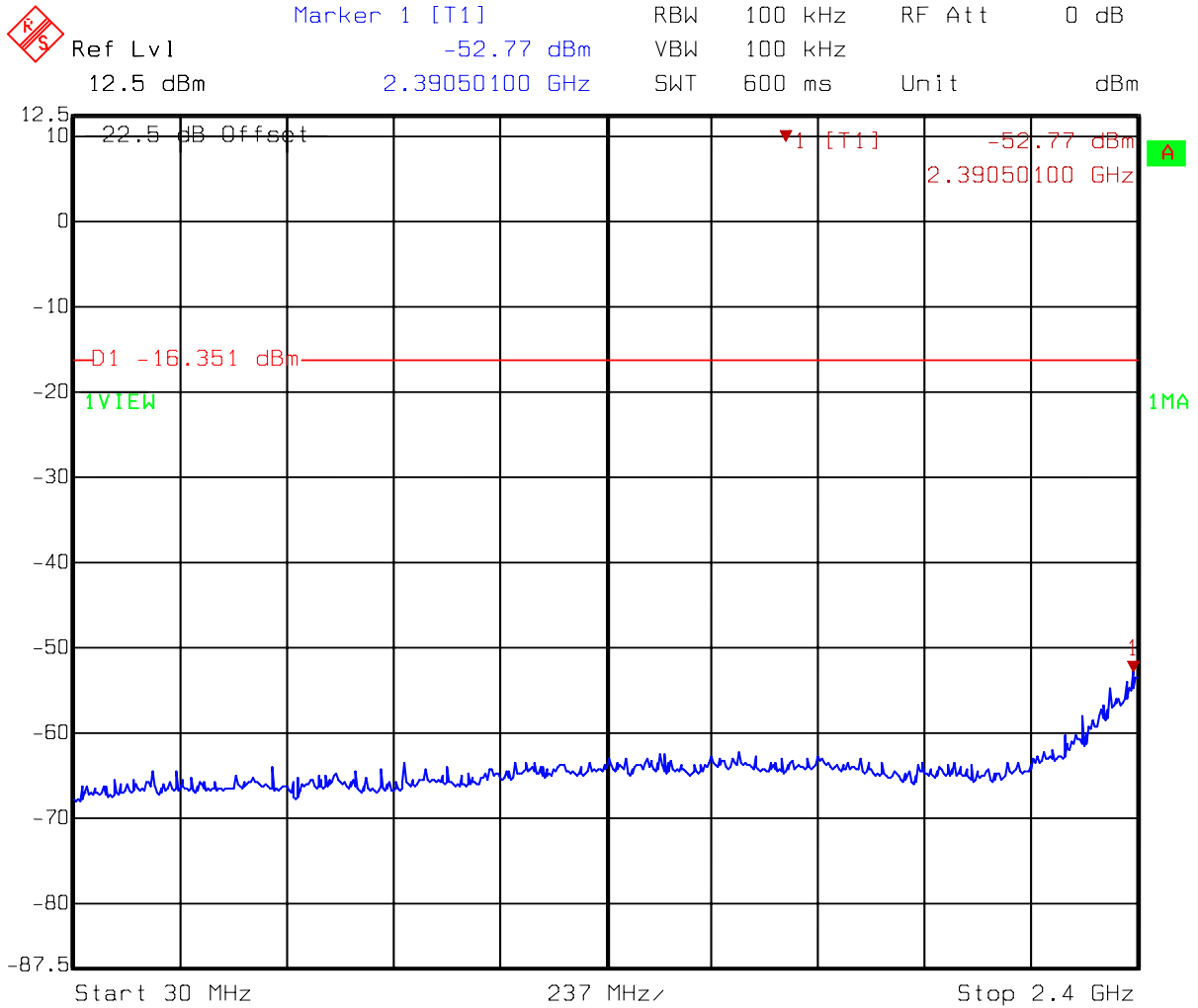

 Ref Lvl 12.5 dBm Marker 1 [T1] -53.30 dBm RBW 100 kHz RF Att 0 dB
 2.54509018 GHz VBW 100 kHz Unit dBm
 SWT 5.8 s



Title: Conductive-Spurious
 Comment A: CH 1 at 802.11n 20MHz mode
 Date: 17.APR.2008 11:34:30

Chain B

Test Mode: 802.11n HT20 mode CH6

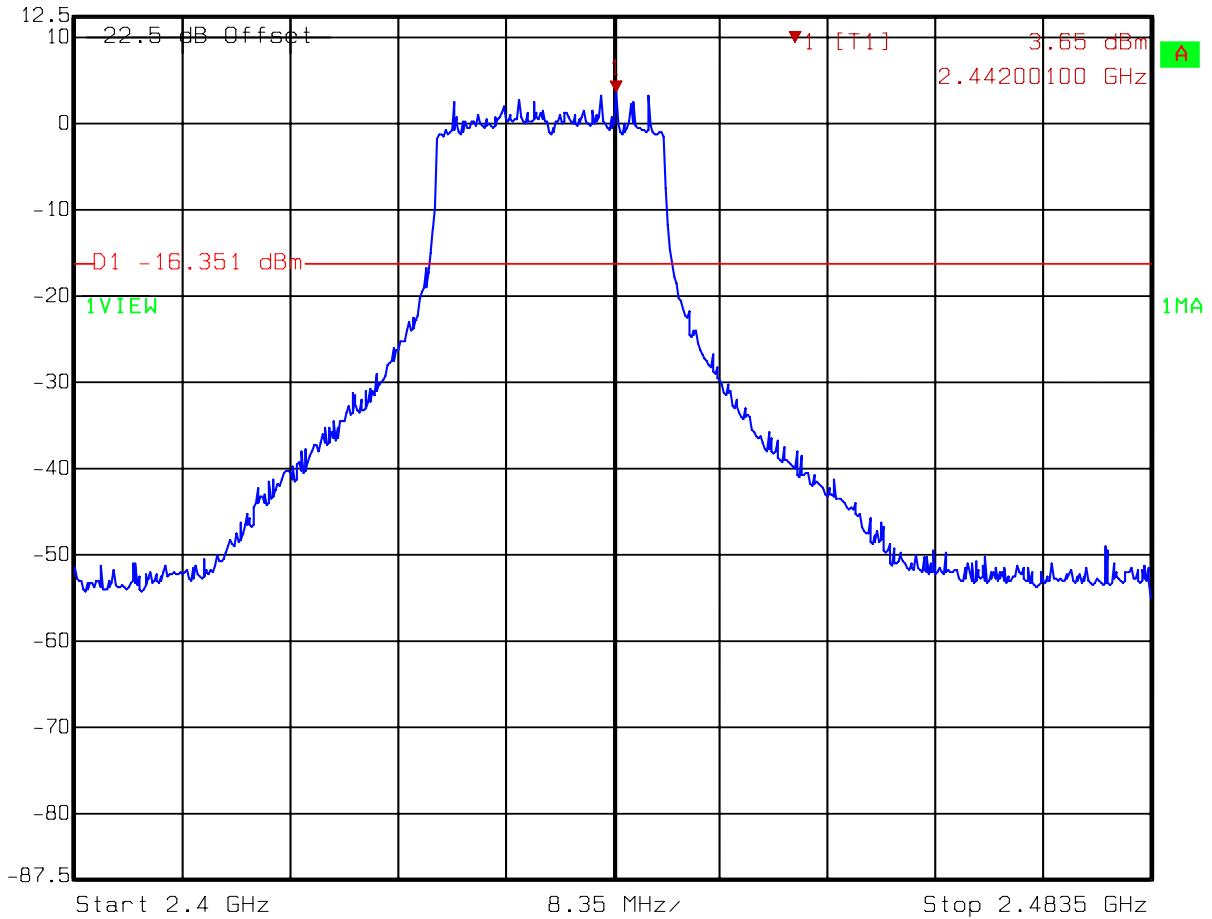


Title: Conductive-Spurious
 Comment A: CH 6 at 802.11n 20MHz mode
 Date: 17.APR.2008 11:43:35

Chain B

Test Mode: 802.11n HT20 mode CH6

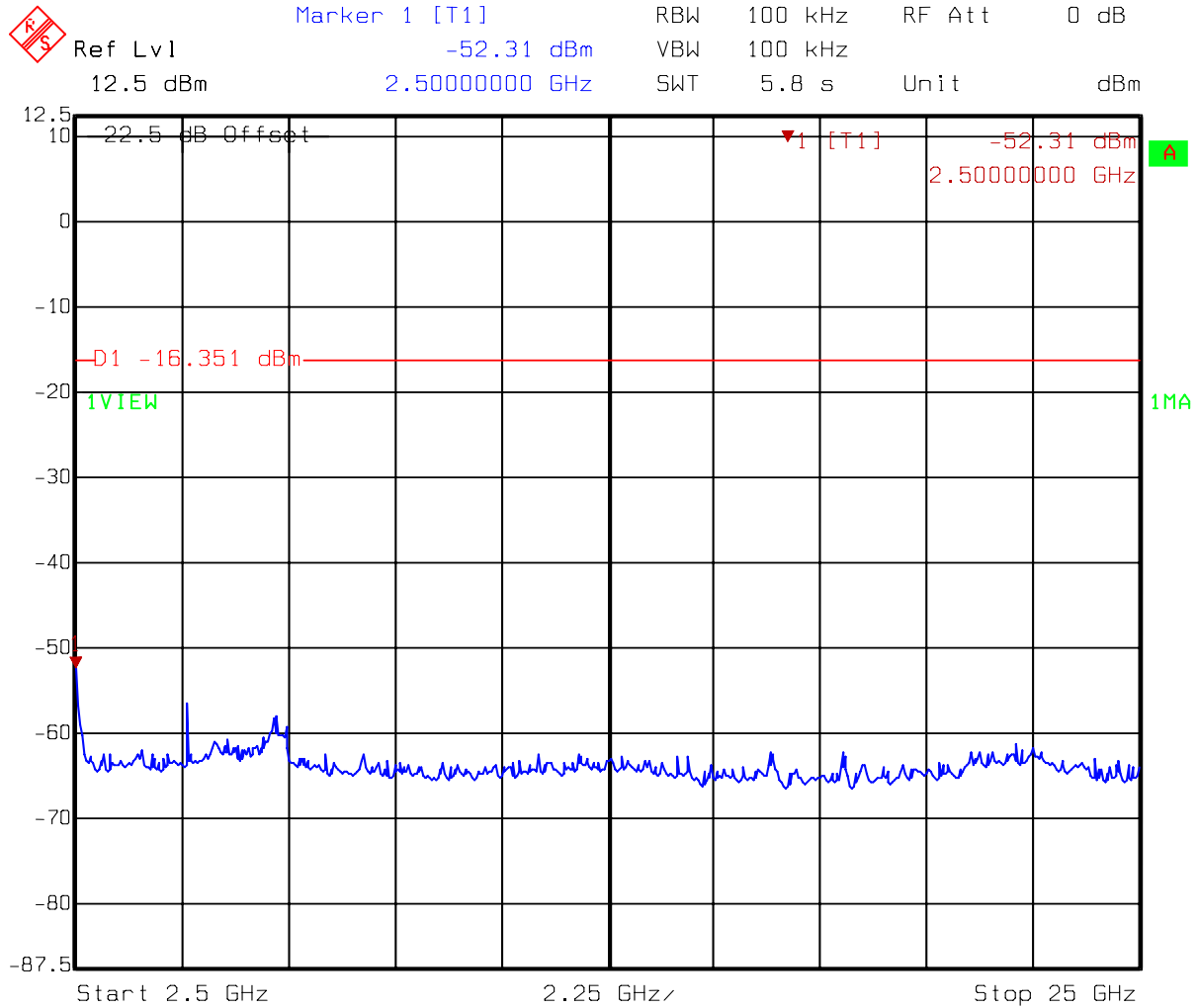
	Marker 1 [T1]	RBW	100 kHz	RF Att	0 dB
	Ref Lvl	3.65 dBm	VBW	100 kHz	
	12.5 dBm	2.44200100 GHz	SWT	21 ms	Unit dBm



Title: Conductive-Spurious
 Comment A: CH 6 at 802.11n 20MHz mode
 Date: 17.APR.2008 11:43:14

Chain B

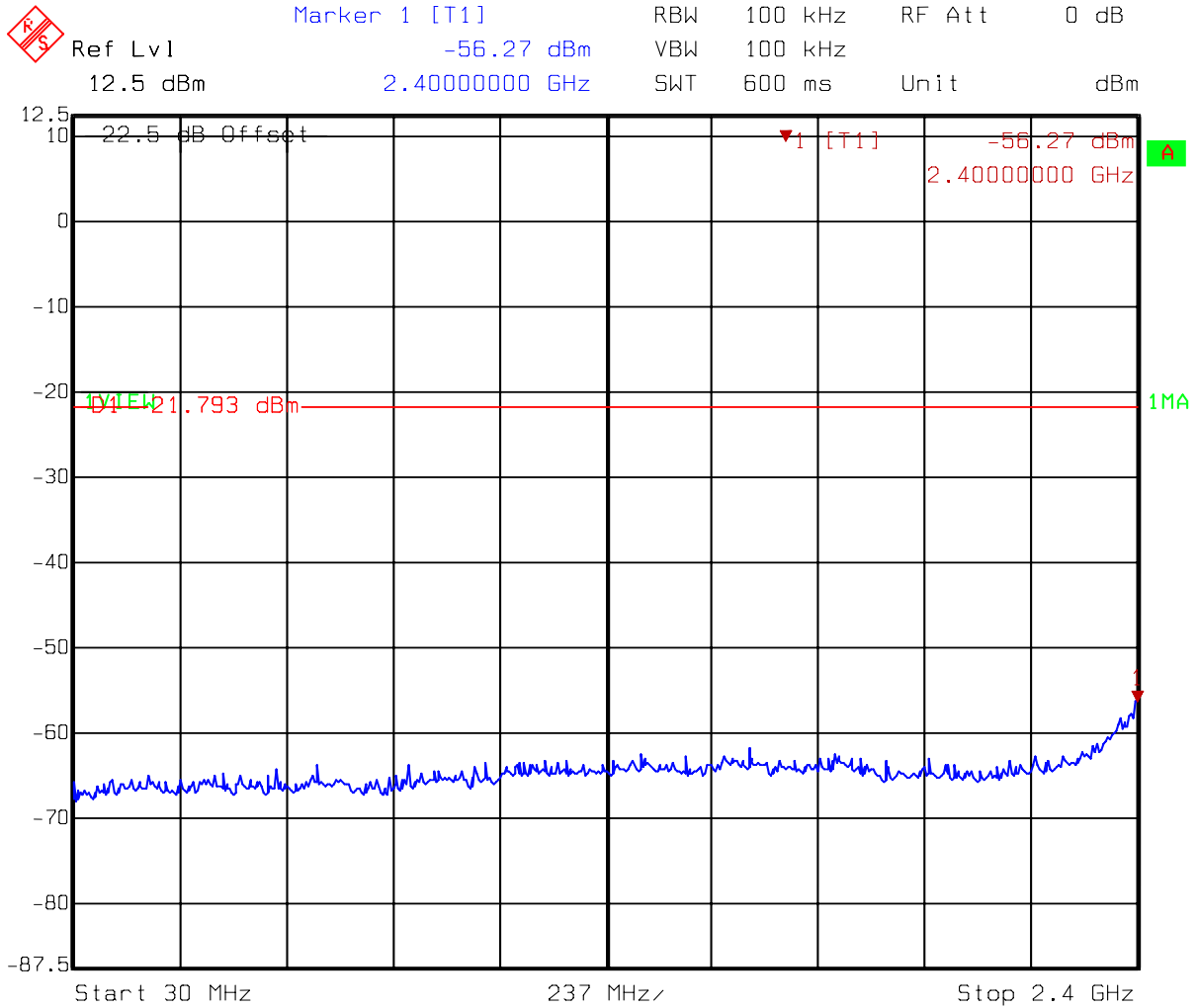
Test Mode: 802.11n HT20 mode CH6



Title: Conductive-Spurious
Comment A: CH 6 at 802.11n 20MHz mode
Date: 17.APR.2008 11:44:02

Chain B


Test Mode: 802.11n HT20 mode CH11

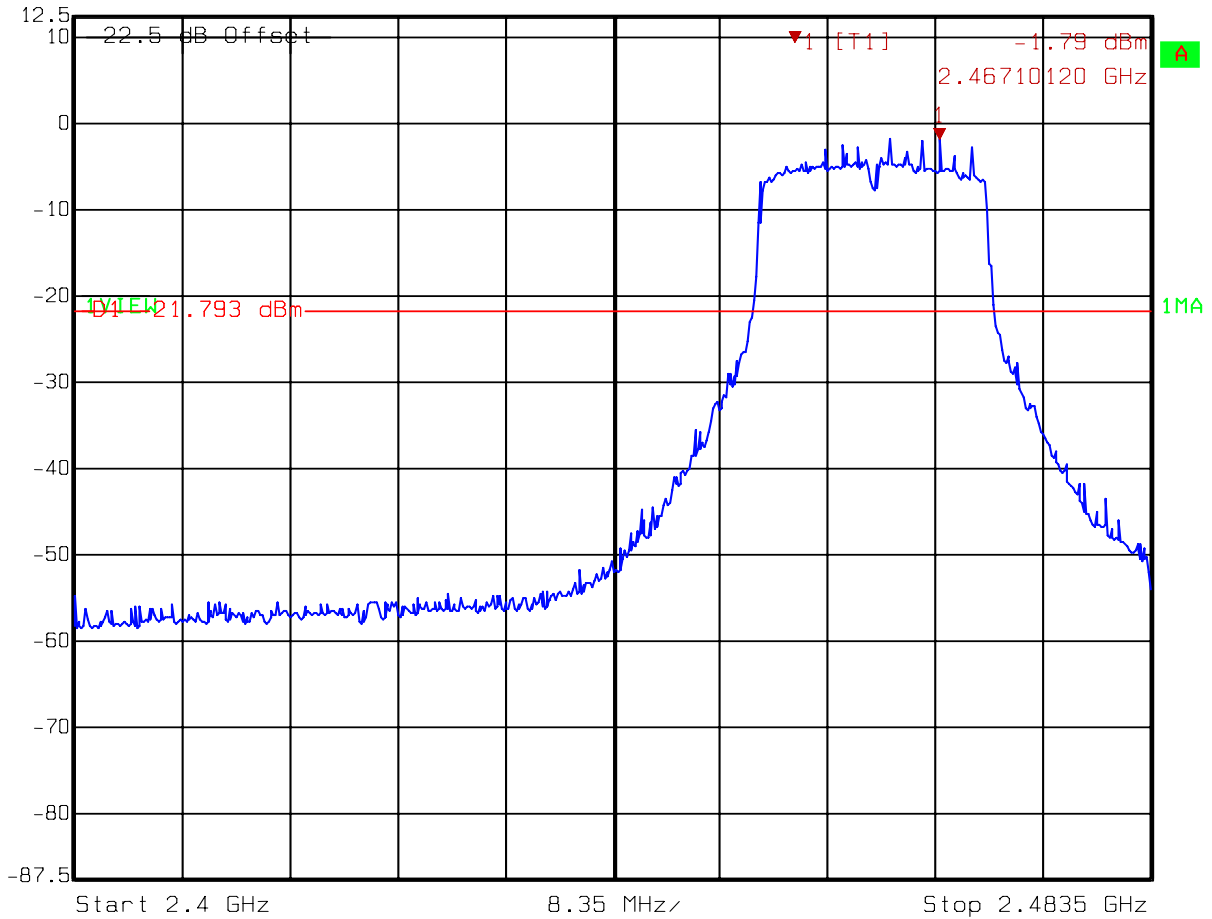


Title: Conductive-Spurious
 Comment A: CH 11 at 802.11n 20MHz mode
 Date: 17.APR.2008 11:56:46

Chain B

Test Mode: 802.11n HT20 mode CH11

	Ref Lvl	Marker 1 [T1]	RBW	100 kHz	RF Att	0 dB
	12.5 dBm	-1.79 dBm	VBW	100 kHz		
		2.46710120 GHz	SWT	21 ms	Unit	dBm

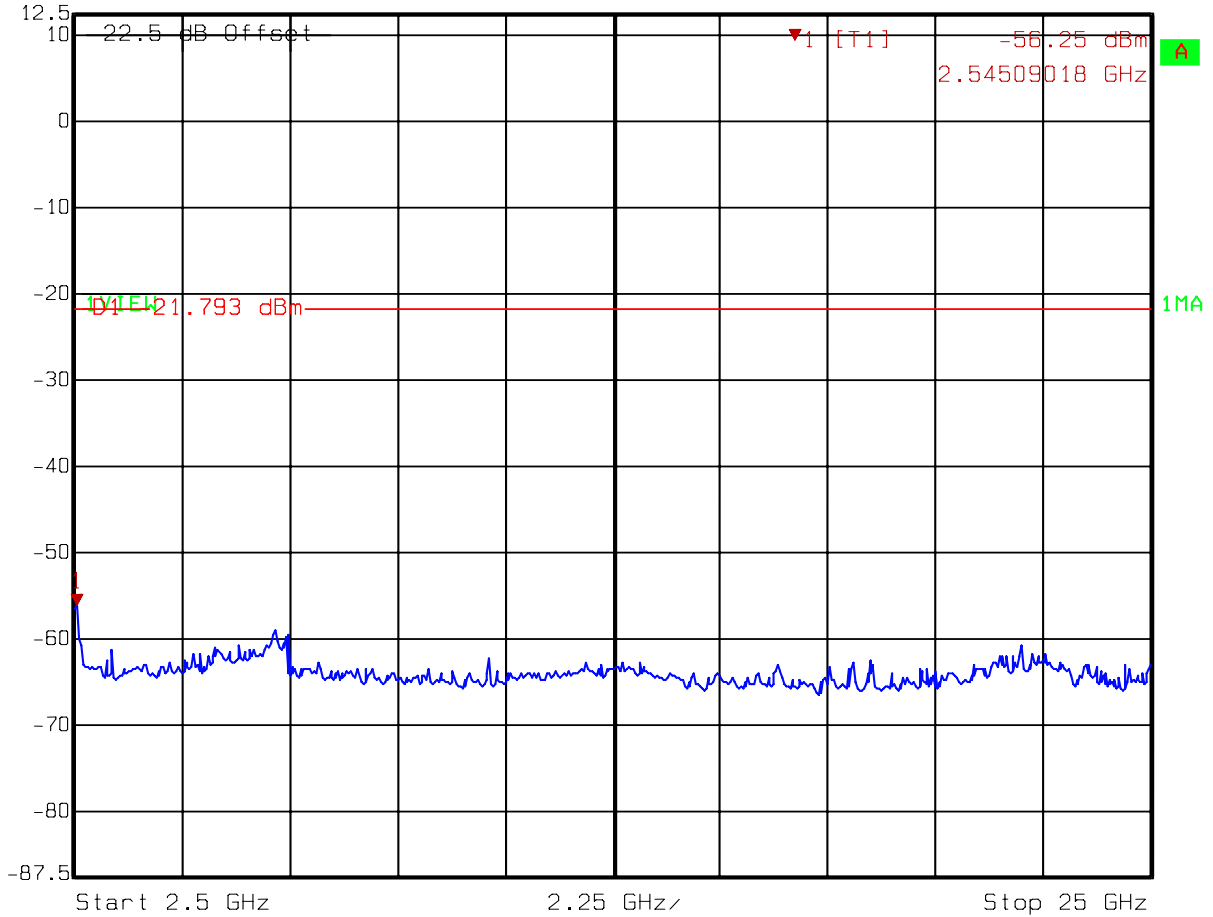


Title: Conductive-Spurious
 Comment A: CH 11 at 802.11n 20MHz mode
 Date: 17.APR.2008 11:56:25

Chain B

Test Mode: 802.11n HT20 mode CH11

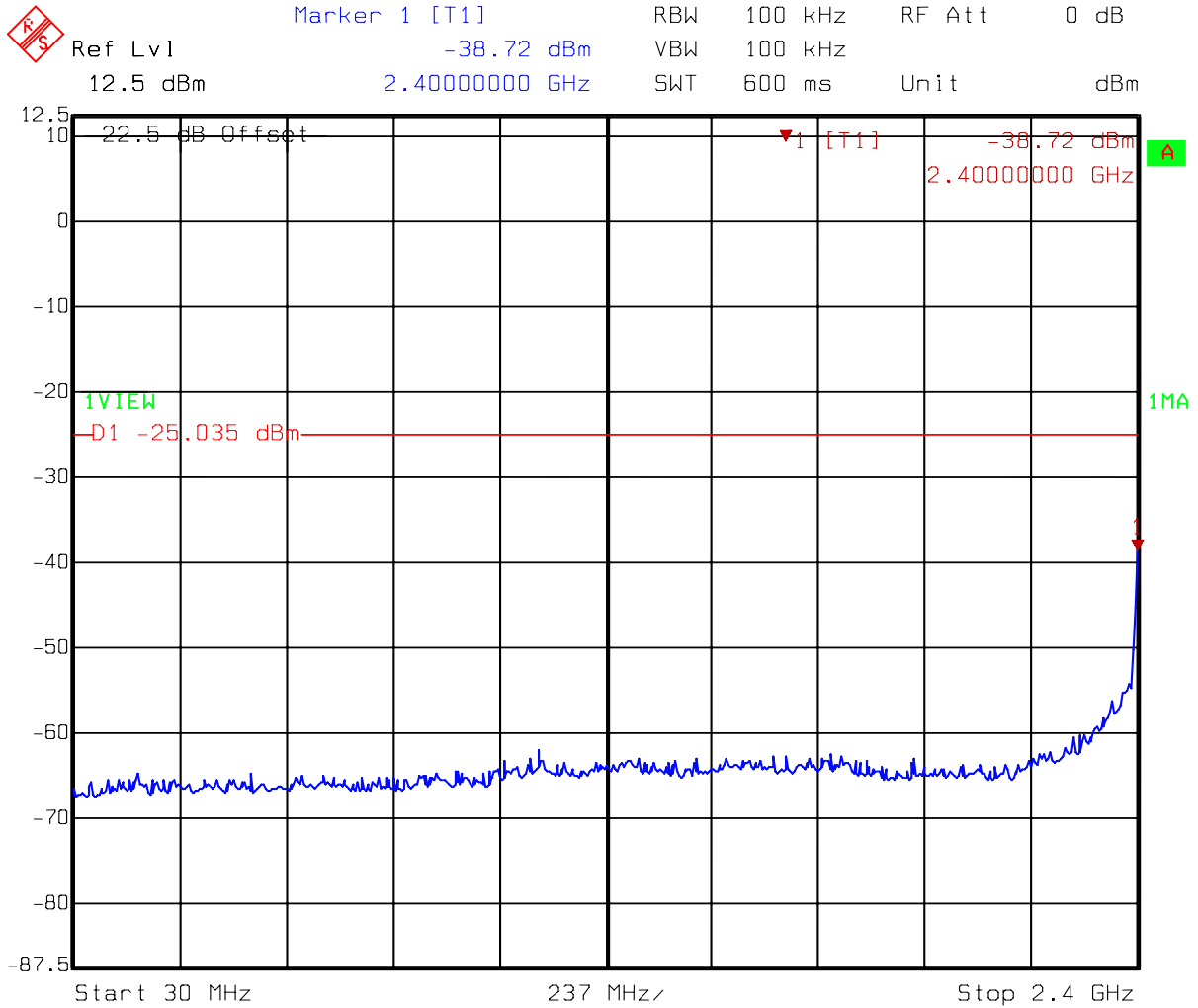
 Ref Lvl 12.5 dBm Marker 1 [T1] -56.25 dBm RBW 100 kHz RF Att 0 dB
2.54509018 GHz VBW 100 kHz Unit dBm
SWT 5.8 s



Title: Conductive-Spurious
Comment A: CH 11 at 802.11n 20MHz mode
Date: 17.APR.2008 11:57:13

Chain B

Test Mode: 802.11n HT40 mode CH3

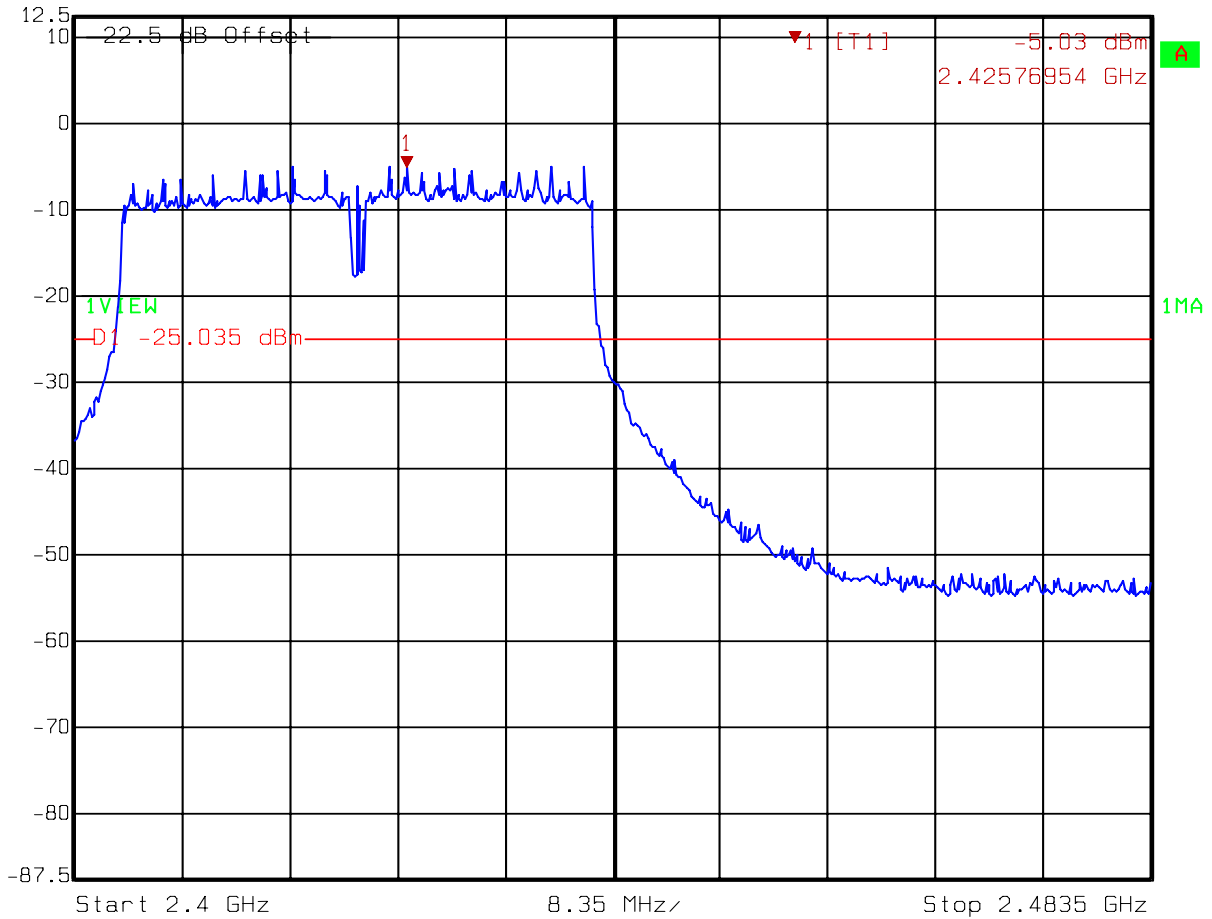


Title: Conductive-Spurious
Comment A: CH 3 at 802.11n 40MHz mode
Date: 17.APR.2008 12:05:22

Chain B

Test Mode: 802.11n HT40 mode CH3


Marker 1 [T1] RBW 100 kHz RF Att 0 dB
Ref Lvl -5.03 dBm VBW 100 kHz
12.5 dBm 2.42576954 GHz SWT 21 ms Unit dBm

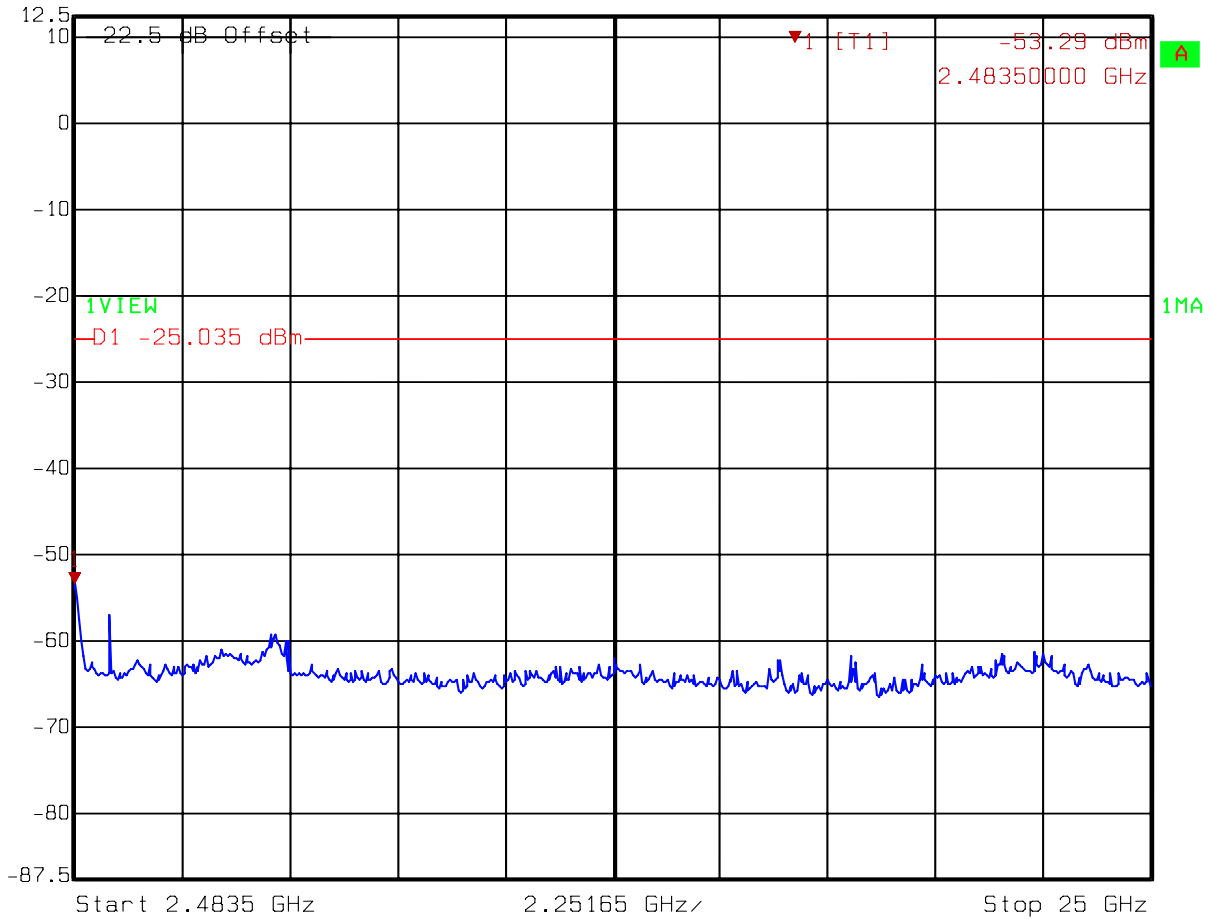


Title: Conductive-Spurious
Comment A: CH 3 at 802.11n 40MHz mode
Date: 17.APR.2008 12:05:01

Chain B

Test Mode: 802.11n HT40 mode CH3

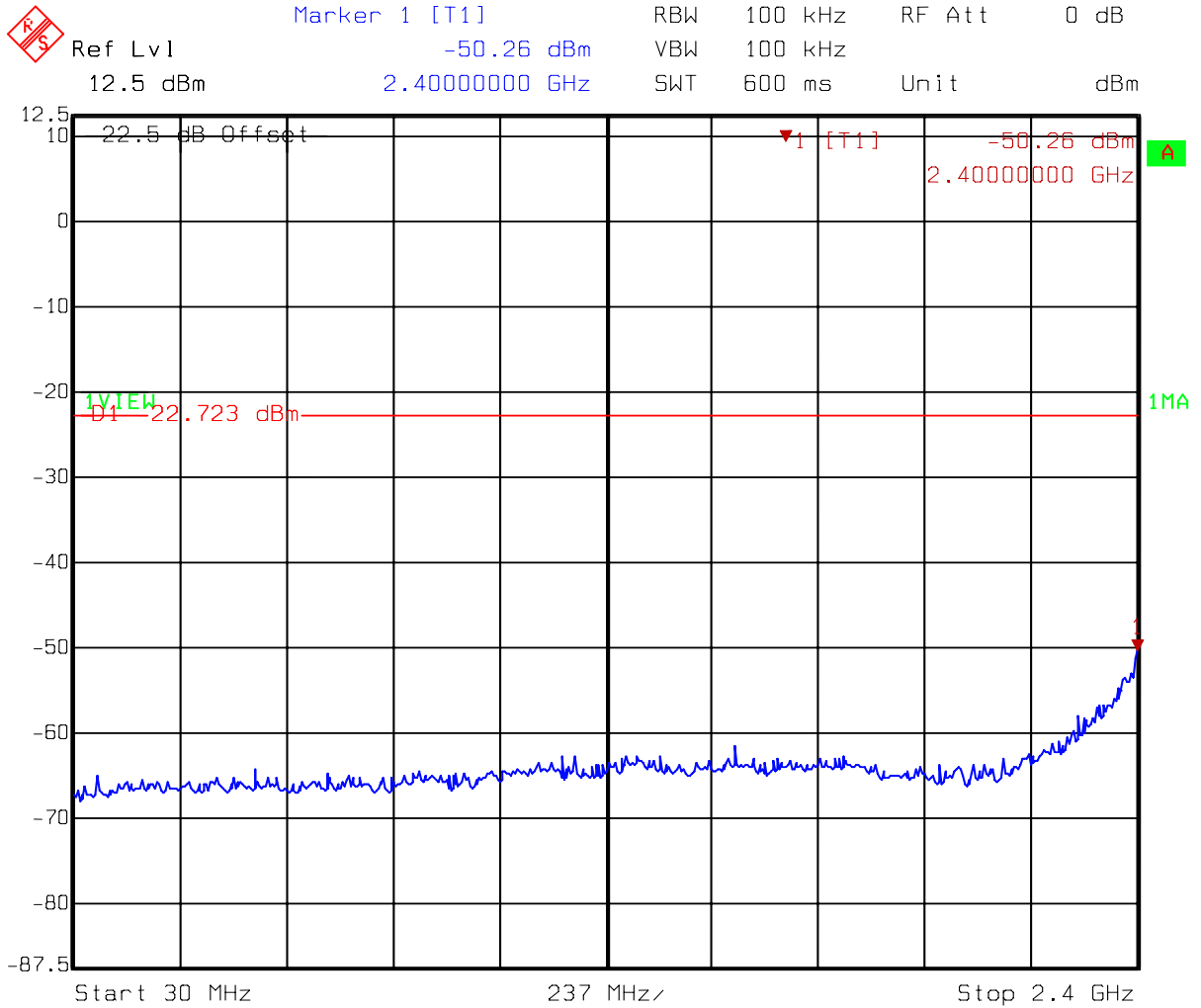
	Ref Lvl	Marker 1 [T1]	RBW	100 kHz	RF Att	0 dB
	12.5 dBm	-53.29 dBm	VBW	100 kHz		
		2.48350000 GHz	SWT	5.8 s	Unit	dBm



Title: Conductive-Spurious
 Comment A: CH 3 at 802.11n 40MHz mode
 Date: 17.APR.2008 12:05:49

Chain B

Test Mode: 802.11n HT40 mode CH6

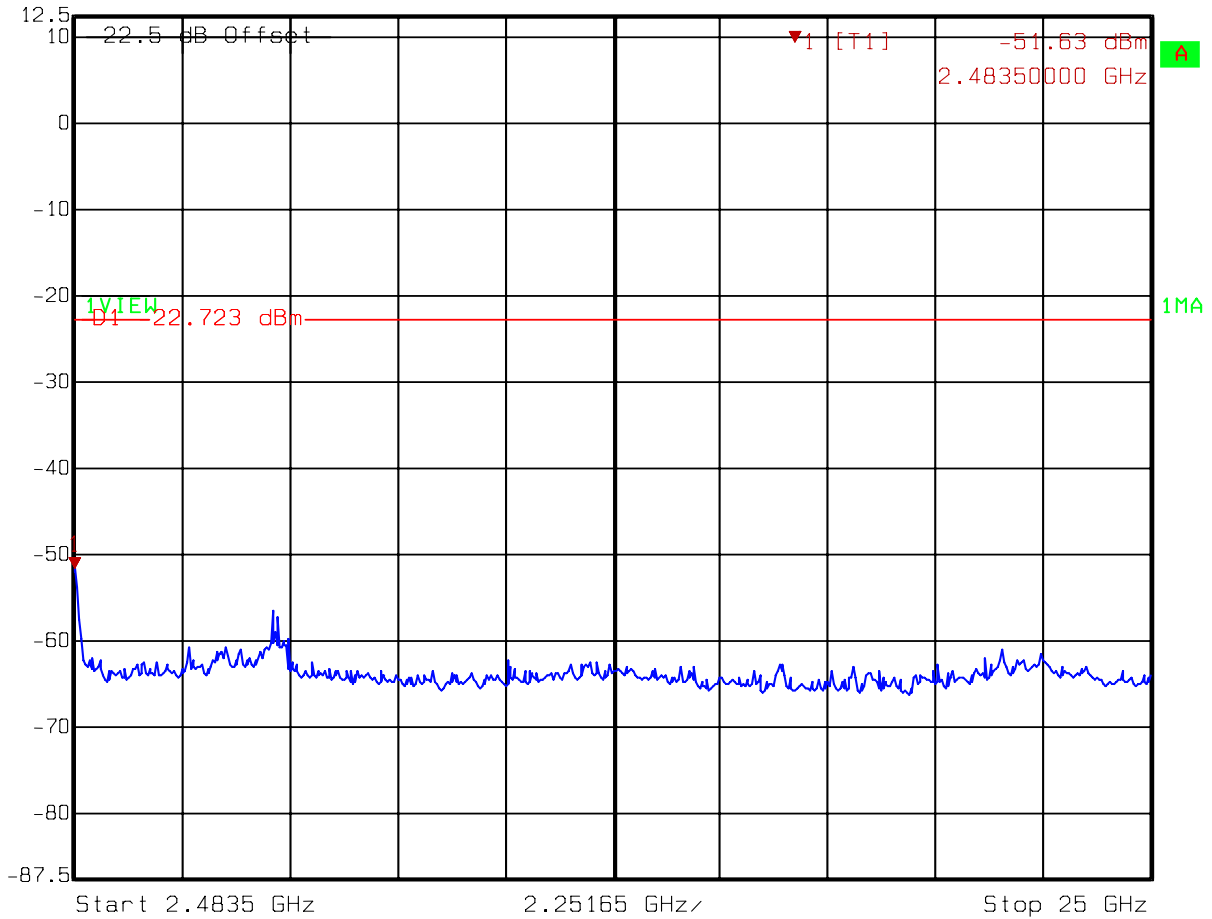


Title: Conductive-Spurious
Comment A: CH 6 at 802.11n 40MHz mode
Date: 17.APR.2008 12:13:35

Chain B

Test Mode: 802.11n HT40 mode CH6


◆ Marker 1 [T1] RBW 100 kHz RF Att 0 dB
◆ Ref Lvl 12.5 dBm -51.63 dBm VBW 100 kHz
2.48350000 GHz SWT 5.8 s Unit dBm

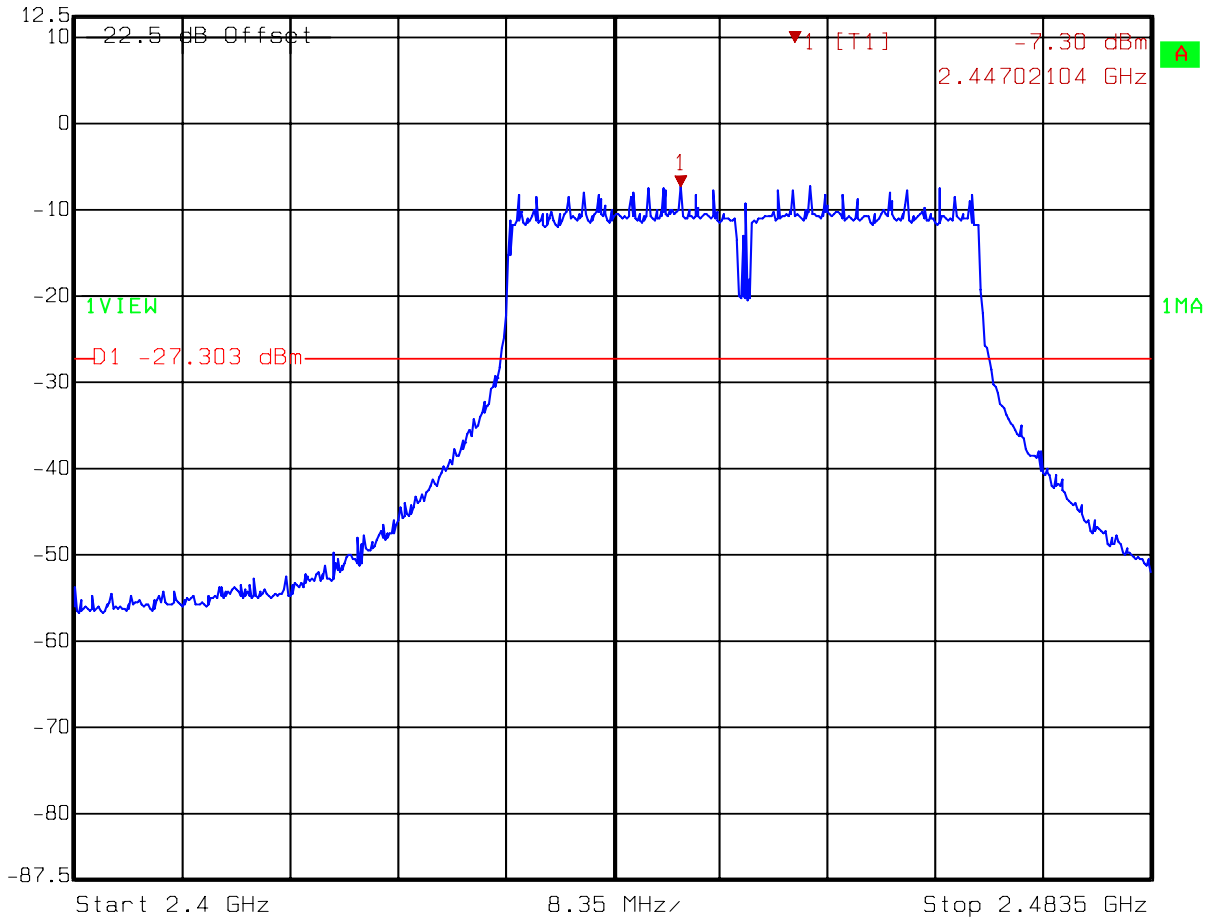


Title: Conductive-Spurious
 Comment A: CH 6 at 802.11n 40MHz mode
 Date: 17.APR.2008 12:14:02

Chain B

Test Mode: 802.11n HT40 mode CH9


	Marker 1 [T1]	RBW	100 kHz	RF Att	0 dB
	Ref Lvl	-7.30 dBm	VBW	100 kHz	
	12.5 dBm	2.44702104 GHz	SWT	21 ms	Unit dBm

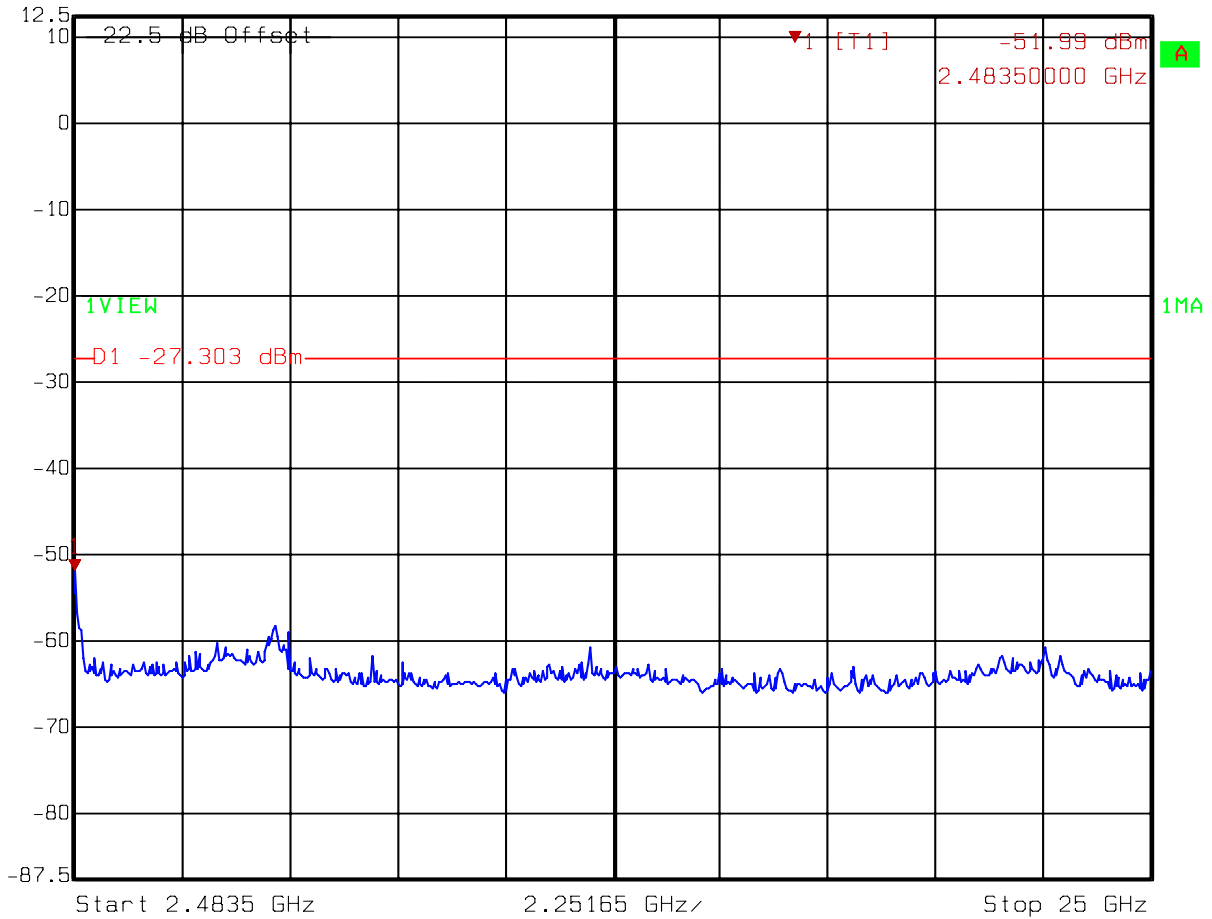


Title: Conductive-Spurious
 Comment A: CH 9 at 802.11n 40MHz mode
 Date: 17.APR.2008 12:21:39

Chain B

Test Mode: 802.11n HT40 mode CH9


	Ref Lvl	Marker 1 [T1]	RBW	100 kHz	RF Att	0 dB
	12.5 dBm	-51.99 dBm	VBW	100 kHz		
		2.48350000 GHz	SWT	5.8 s	Unit	dBm

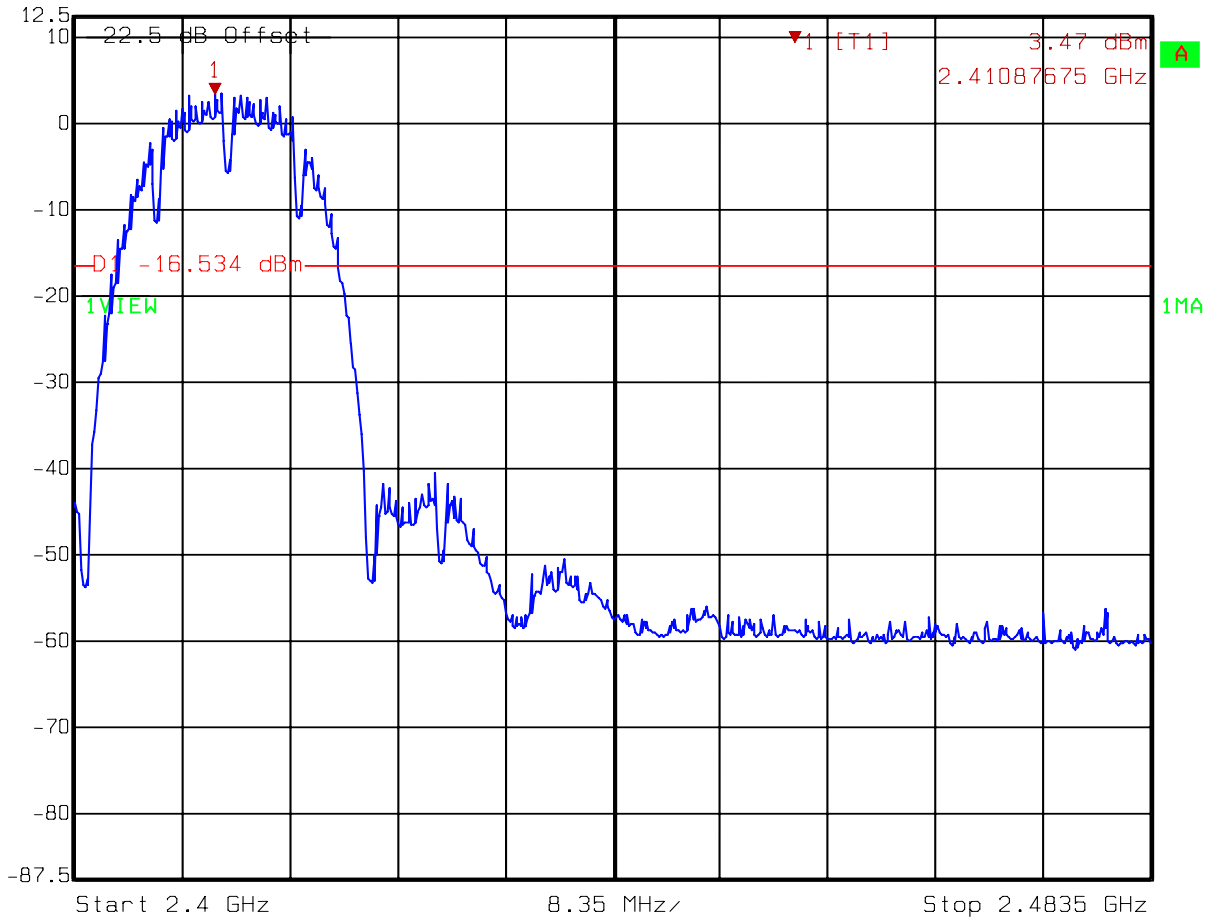


Title: Conductive-Spurious
 Comment A: CH 9 at 802.11n 40MHz mode
 Date: 17.APR.2008 12:22:27

Chain C

Test Mode: 802.11b mode CH1


	Marker 1 [T1]	RBW	100 kHz	RF Att	0 dB
	Ref Lvl	3.47 dBm	VBW	100 kHz	
	12.5 dBm	2.41087675 GHz	SWT	21 ms	Unit dBm

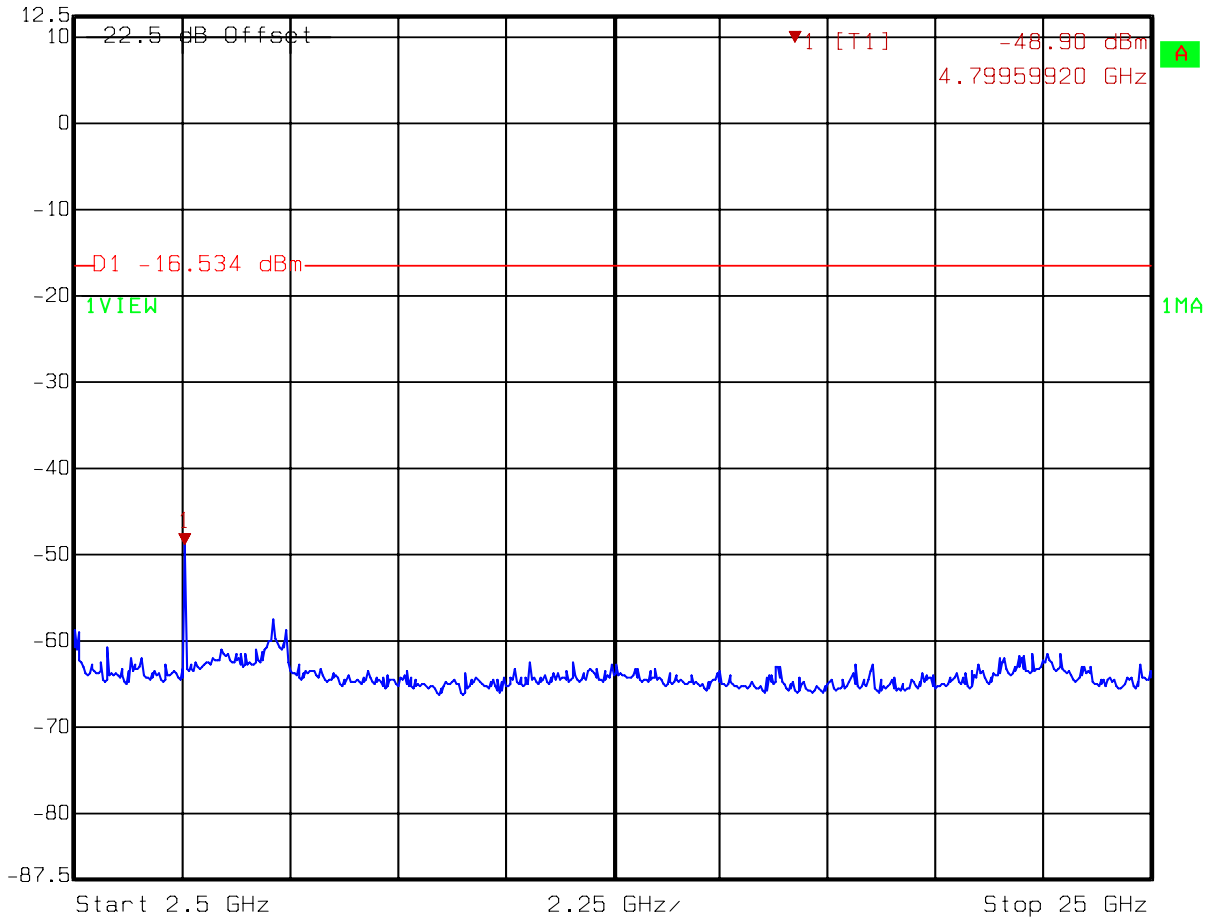


Title: Conductive-Spurious
 Comment A: CH 1 at 802.11b mode 2400MHz~2483.5MHz
 Date: 17.APR.2008 10:35:23

Chain C

Test Mode: 802.11b mode CH1

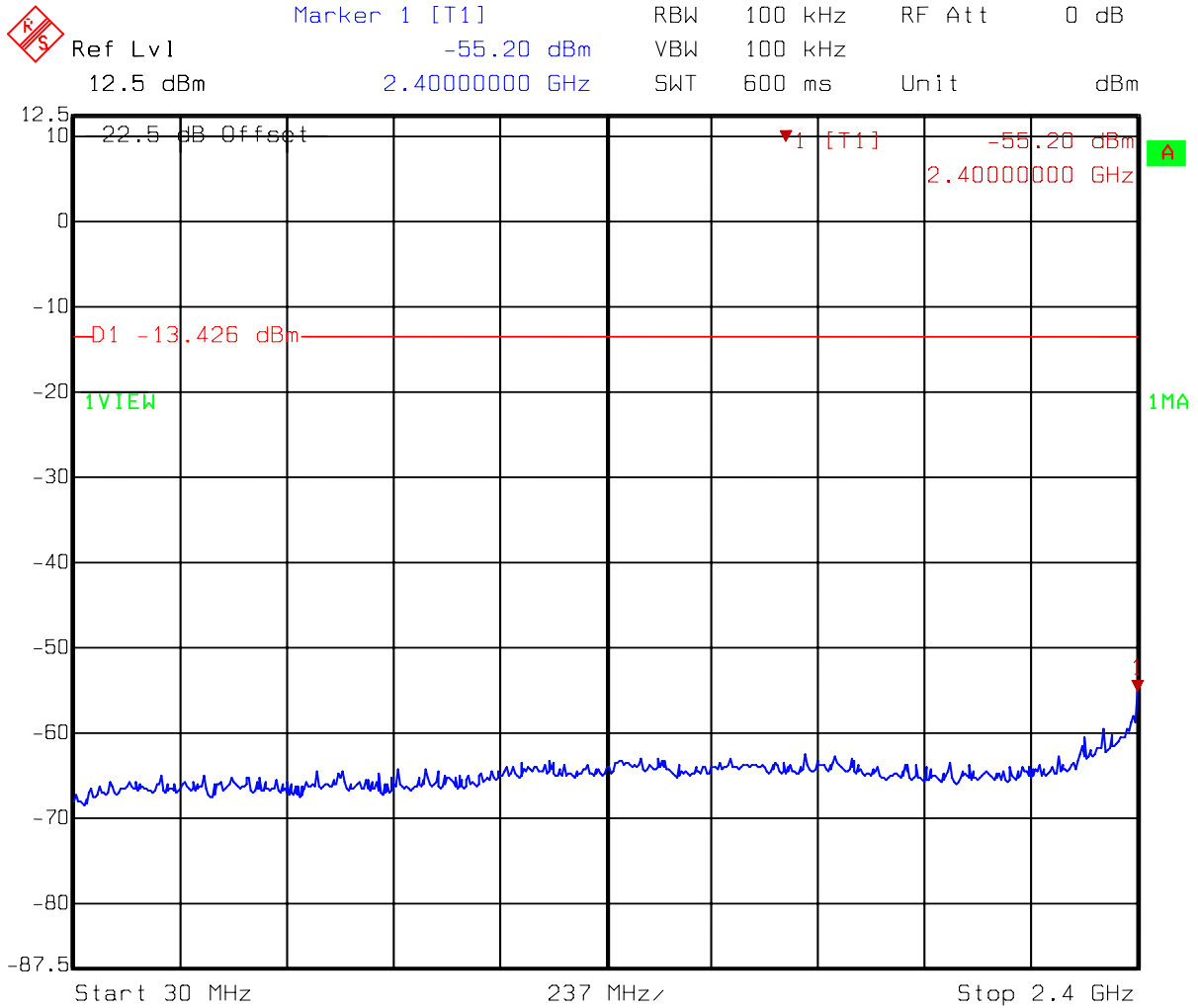

 Ref Lvl 12.5 dBm
 Marker 1 [T1] 4.79959920 GHz
 RBW 100 kHz
 VBW 100 kHz
 RF Att 0 dB
 SWT 5.8 s
 Unit dBm



Title: Conductive-Spurious
 Comment A: CH 1 at 802.11b mode 2483.5MHz~25GHz
 Date: 17.APR.2008 10:36:11

Chain C

Test Mode: 802.11b mode CH6

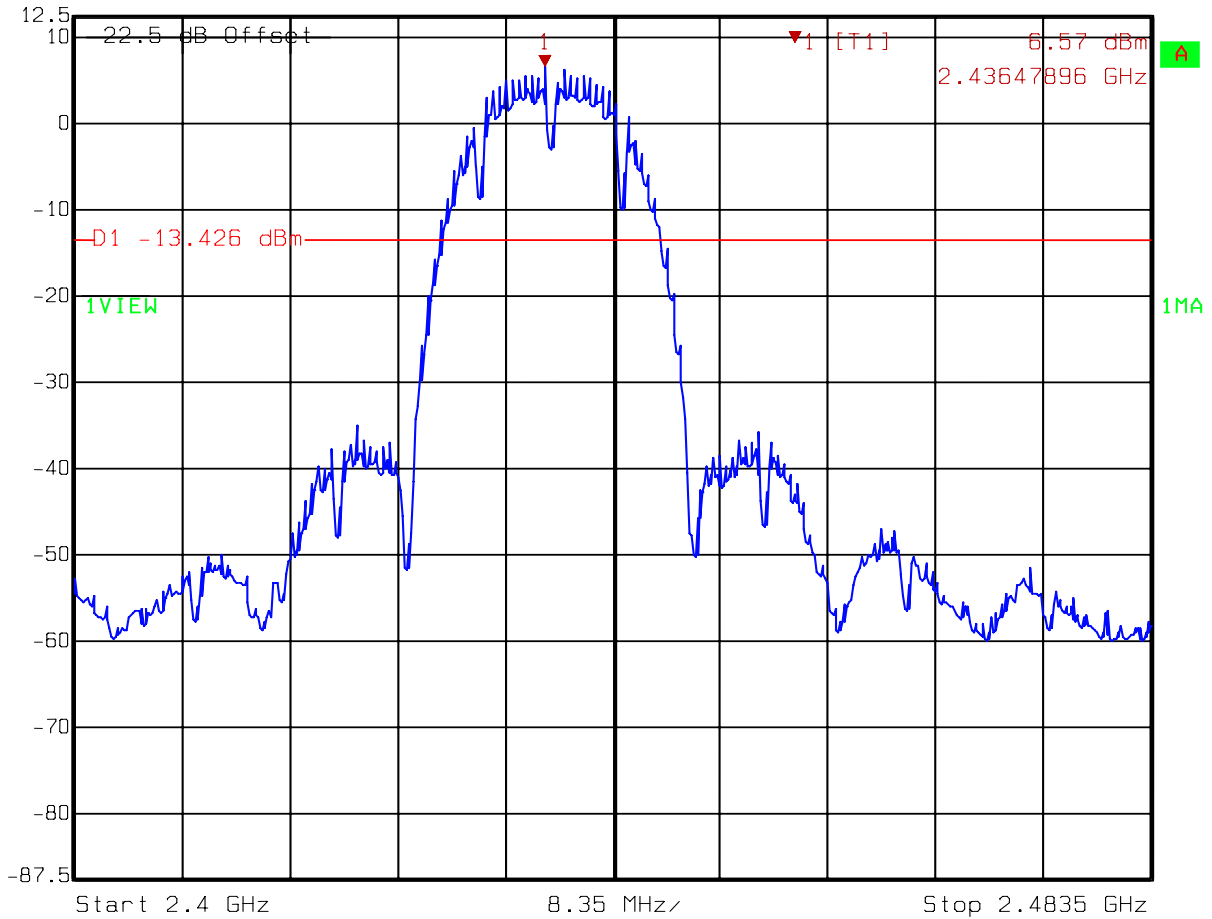


Title: Conductive-Spurious
 Comment A: CH 6 at 802.11b mode 30MHz~2400MHz
 Date: 17.APR.2008 10:38:47

Chain C

Test Mode: 802.11b mode CH6

	Marker 1 [T1]	RBW 100 kHz	RF Att 0 dB
	Ref Lvl 12.5 dBm	6.57 dBm	VBW 100 kHz
	2.43647896 GHz	SWT 21 ms	Unit dBm



Title: Conductive-Spurious
 Comment A: CH 6 at 802.11b mode 2400MHz~2483.5MHz
 Date: 17.APR.2008 10:38:26