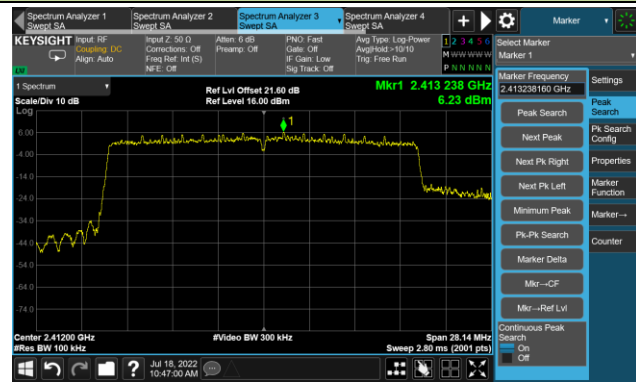


802.11ax-HE20 Out-of-Band Emissions Ant 3

Channel 01 (2412MHz)

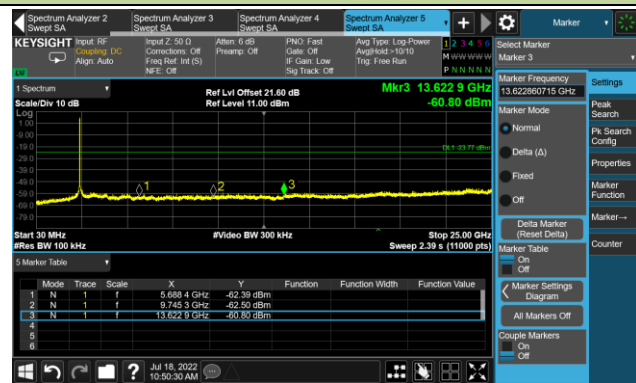
Reference Level



Low Band Edge

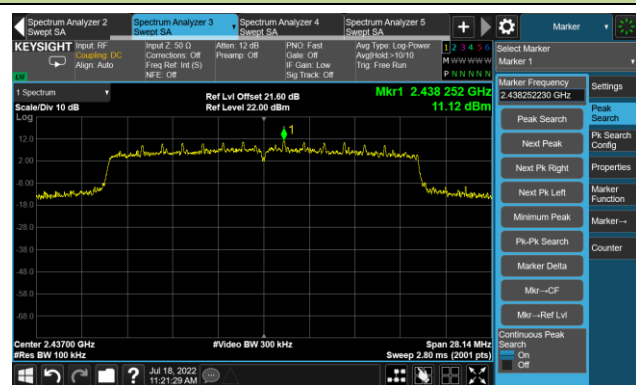


Spurious Emission

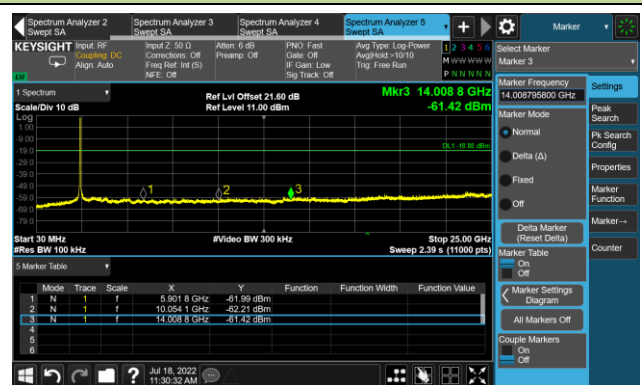


Channel 06 (2437MHz)

Reference Level



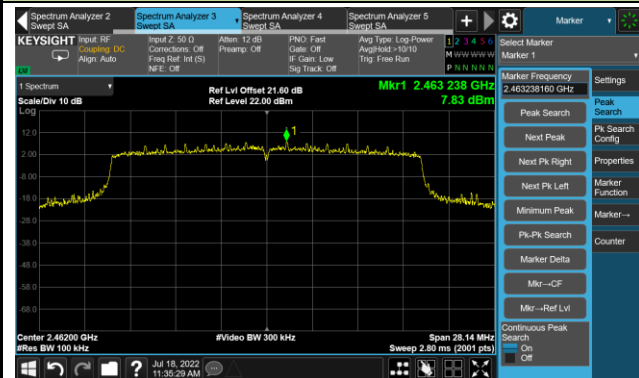
Spurious Emission



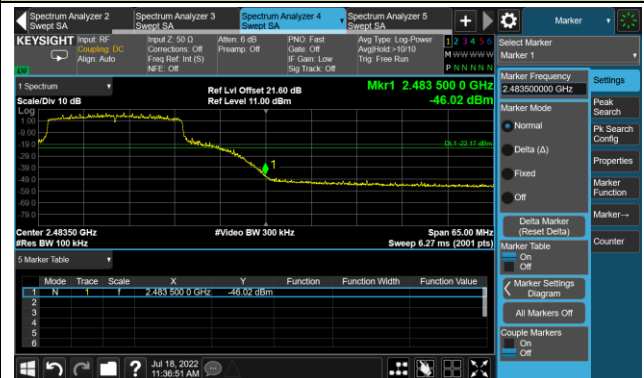
802.11ax-HE20 Out-of-Band Emissions Ant 3

Channel 11 (2462MHz)

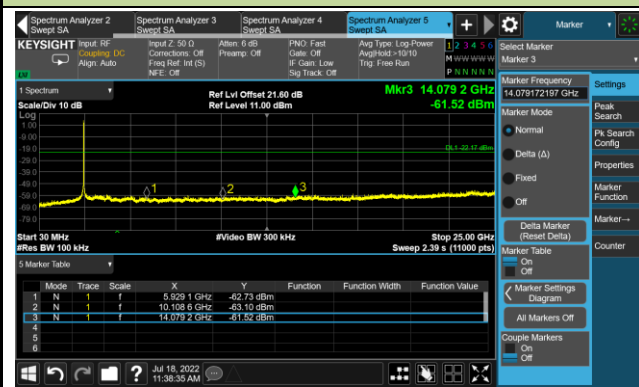
Reference Level



High Band Edge



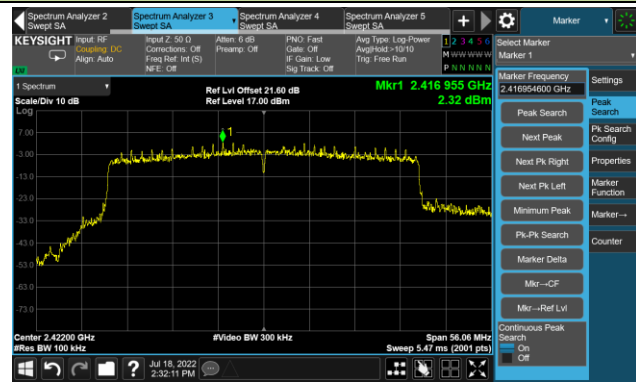
Spurious Emission



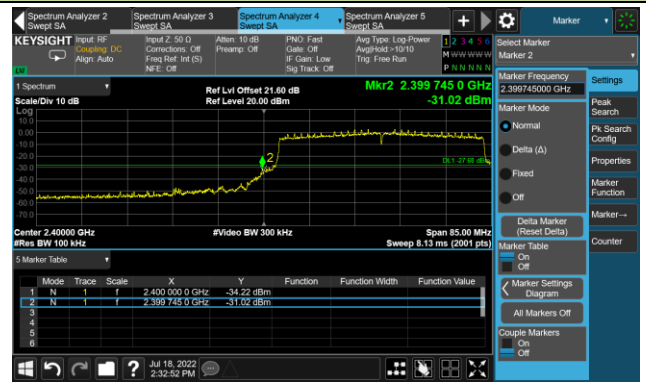
802.11ax-HE40 Out-of-Band Emissions Ant 3

Channel 01 (2422MHz)

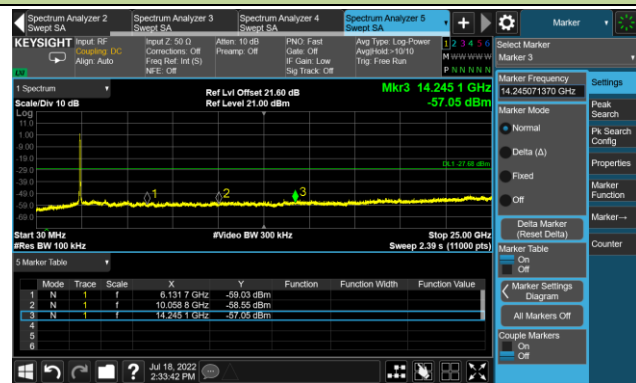
Reference Level



Low Band Edge

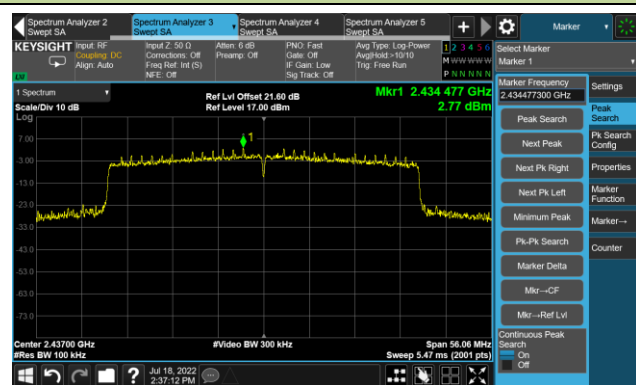


Spurious Emission

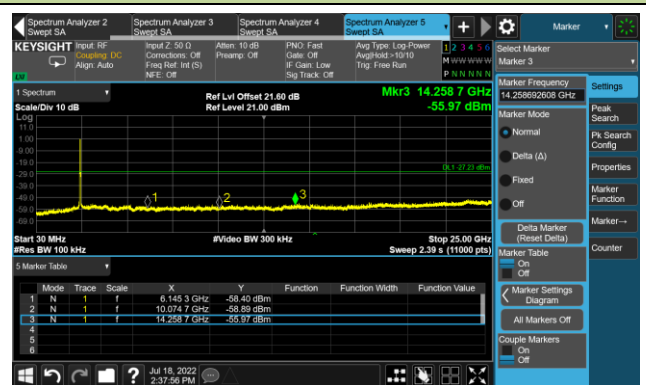


Channel 06 (2437MHz)

Reference Level

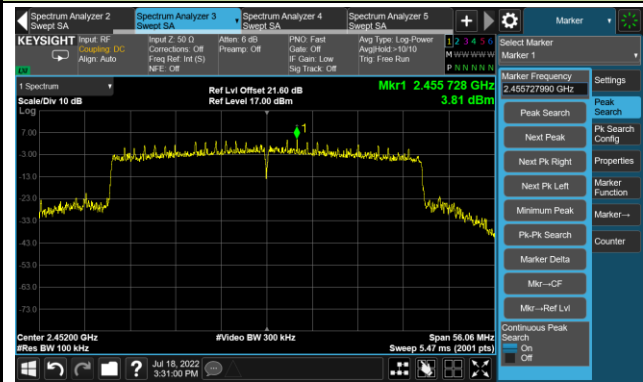


Spurious Emission

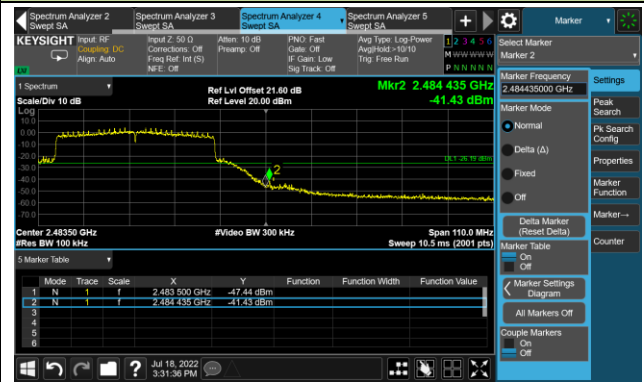


802.11ax-HE40 Out-of-Band Emissions Ant 3
Channel 09 (2452MHz)

Reference Level



High Band Edge



Spurious Emission



A.6 Radiated Spurious Emission Test Result

| | | | |
|-----------|---|---------------|------------|
| Test Site | WZ-AC1 | Test Engineer | Carl Jiang |
| Test Date | 2022-07-09 ~ 2022-07-26 | Test Mode | 802.11b |
| Remark | 1. Average measurement was not performed if peak level lower than average limit. 2. Other frequency was 20dB below limit line within 1-18GHz, there is not show in the report. | | |

| Test Channel | Frequency (MHz) | Reading Level (dBμV) | Factor (dB/m) | Measure Level (dBμV/m) | Limit (dBμV/m) | Margin (dB) | Detector | Polarization |
|--------------|-----------------|----------------------|---------------|------------------------|----------------|-------------|----------|--------------|
| 01 | 4825.000 | 50.6 | 3.1 | 53.7 | 74.0 | -20.3 | Peak | Horizontal |
| | 4825.000 | 50.0 | 3.1 | 53.1 | 54.0 | -0.9 | Average | Horizontal |
| | 11157.500 | 35.2 | 12.7 | 47.9 | 74.0 | -26.1 | Peak | Horizontal |
| | 12279.500 | 35.2 | 12.1 | 47.3 | 74.0 | -26.7 | Peak | Horizontal |
| | 4825.000 | 47.0 | 3.1 | 50.1 | 74.0 | -23.9 | Peak | Vertical |
| | 11013.000 | 34.9 | 12.8 | 47.7 | 74.0 | -26.3 | Peak | Vertical |
| | 12118.000 | 36.1 | 12.2 | 48.3 | 74.0 | -25.7 | Peak | Vertical |
| 06 | 4876.000 | 49.5 | 3.2 | 52.7 | 74.0 | -21.3 | Peak | Horizontal |
| | 4876.000 | 49.0 | 3.2 | 52.2 | 54.0 | -1.8 | Average | Horizontal |
| | 7315.000 | 45.3 | 8.1 | 53.4 | 74.0 | -20.6 | Peak | Horizontal |
| | 7315.000 | 42.7 | 8.1 | 50.8 | 54.0 | -3.2 | Average | Horizontal |
| | 11489.000 | 35.7 | 12.7 | 48.4 | 74.0 | -25.6 | Peak | Horizontal |
| | 4876.000 | 47.9 | 3.2 | 51.1 | 74.0 | -22.9 | Peak | Vertical |
| | 4876.000 | 47.6 | 3.2 | 50.8 | 54.0 | -3.2 | Average | Vertical |
| | 7307.000 | 40.6 | 8.1 | 48.7 | 74.0 | -25.3 | Peak | Vertical |
| | 12126.500 | 36.1 | 12.2 | 48.3 | 74.0 | -25.7 | Peak | Vertical |
| 11 | 4927.000 | 50.6 | 3.4 | 54.0 | 74.0 | -20.0 | Peak | Horizontal |
| | 4927.000 | 49.6 | 3.4 | 53.0 | 54.0 | -1.0 | Average | Horizontal |
| | 7519.500 | 37.0 | 8.0 | 45.0 | 74.0 | -29.0 | Peak | Horizontal |
| | 10996.000 | 36.5 | 12.9 | 49.4 | 74.0 | -24.6 | Peak | Horizontal |
| | 4927.000 | 44.2 | 3.4 | 47.6 | 74.0 | -26.4 | Peak | Vertical |
| | 7400.500 | 34.9 | 8.1 | 43.0 | 74.0 | -31.0 | Peak | Vertical |
| | 10732.500 | 35.8 | 13.0 | 48.8 | 74.0 | -25.2 | Peak | Vertical |

Note: Measure Level (dBμV/m) = Reading Level (dBμV) + Factor (dB/m)

Factor (dB/m) = Cable Loss (dB) + Antenna Factor (dB/m) - Pre_Amplifier Gain (dB)

| | | | |
|-----------|---|---------------|------------|
| Test Site | WZ-AC1 | Test Engineer | Carl Jiang |
| Test Date | 2022-07-09 ~ 2022-07-26 | Test Mode | 802.11g |
| Remark | 1. Average measurement was not performed if peak level lower than average limit. 2. Other frequency was 20dB below limit line within 1-18GHz, there is not show in the report. | | |

| Test Channel | Frequency (MHz) | Reading Level (dBμV) | Factor (dB/m) | Measure Level (dBμV/m) | Limit (dBμV/m) | Margin (dB) | Detector | Polarization |
|--------------|-----------------|----------------------|---------------|------------------------|----------------|-------------|----------|--------------|
| 01 | 7332.500 | 37.2 | 8.0 | 45.2 | 74.0 | -28.8 | Peak | Horizontal |
| | 11081.000 | 36.1 | 12.6 | 48.7 | 74.0 | -25.3 | Peak | Horizontal |
| | 12500.500 | 37.1 | 11.8 | 48.9 | 74.0 | -25.1 | Peak | Horizontal |
| | 7664.000 | 36.8 | 7.8 | 44.6 | 74.0 | -29.4 | Peak | Vertical |
| | 9134.500 | 35.8 | 10.9 | 46.7 | 74.0 | -27.3 | Peak | Vertical |
| | 11361.500 | 36.2 | 12.4 | 48.6 | 74.0 | -25.4 | Peak | Vertical |
| 06 | 4876.000 | 46.9 | 3.2 | 50.1 | 74.0 | -23.9 | Peak | Horizontal |
| | 7307.000 | 51.3 | 8.1 | 59.4 | 74.0 | -14.6 | Peak | Horizontal |
| | 7307.000 | 43.5 | 8.1 | 51.6 | 54.0 | -2.4 | Average | Horizontal |
| | 11659.000 | 35.6 | 12.1 | 47.7 | 74.0 | -26.3 | Peak | Horizontal |
| | 4867.500 | 44.5 | 3.1 | 47.6 | 74.0 | -26.4 | Peak | Vertical |
| | 7307.000 | 46.9 | 8.1 | 55.0 | 74.0 | -19.0 | Peak | Vertical |
| | 7307.000 | 38.9 | 8.1 | 47.0 | 54.0 | -7.0 | Average | Vertical |
| | 11591.000 | 36.2 | 12.3 | 48.5 | 74.0 | -25.5 | Peak | Vertical |
| 11 | 4918.500 | 42.6 | 3.4 | 46.0 | 74.0 | -28.0 | Peak | Horizontal |
| | 7383.500 | 43.3 | 8.3 | 51.6 | 74.0 | -22.4 | Peak | Horizontal |
| | 7383.500 | 41.2 | 8.3 | 49.5 | 54.0 | -4.5 | Average | Horizontal |
| | 11191.500 | 35.8 | 12.5 | 48.3 | 74.0 | -25.7 | Peak | Horizontal |
| | 7383.500 | 42.1 | 8.3 | 50.4 | 74.0 | -23.6 | Peak | Vertical |
| | 10851.500 | 35.3 | 12.9 | 48.2 | 74.0 | -25.8 | Peak | Vertical |
| | 11489.000 | 36.1 | 12.7 | 48.8 | 74.0 | -25.2 | Peak | Vertical |

Note: Measure Level (dBμV/m) = Reading Level (dBμV) + Factor (dB/m)

Factor (dB/m) = Cable Loss (dB) + Antenna Factor (dB/m) - Pre_Amplifier Gain (dB)

| | | | |
|-----------|---|---------------|--------------|
| Test Site | WZ-AC1 | Test Engineer | Carl Jiang |
| Test Date | 2022-07-09 ~ 2022-07-26 | Test Mode | 802.11n-HT20 |
| Remark | 1. Average measurement was not performed if peak level lower than average limit. 2. Other frequency was 20dB below limit line within 1-18GHz, there is not show in the report. | | |

| Test Channel | Frequency (MHz) | Reading Level (dBμV) | Factor (dB/m) | Measure Level (dBμV/m) | Limit (dBμV/m) | Margin (dB) | Detector | Polarization |
|--------------|-----------------|----------------------|---------------|------------------------|----------------|-------------|----------|--------------|
| 01 | 8318.500 | 35.4 | 8.7 | 44.1 | 74.0 | -29.9 | Peak | Horizontal |
| | 10605.000 | 35.6 | 13.1 | 48.7 | 74.0 | -25.3 | Peak | Horizontal |
| | 12602.500 | 37.7 | 12.0 | 49.7 | 74.0 | -24.3 | Peak | Horizontal |
| | 8225.000 | 35.3 | 8.7 | 44.0 | 74.0 | -30.0 | Peak | Vertical |
| | 11123.500 | 37.0 | 12.3 | 49.3 | 74.0 | -24.7 | Peak | Vertical |
| | 12534.500 | 36.9 | 11.9 | 48.8 | 74.0 | -25.2 | Peak | Vertical |
| 06 | 4867.500 | 45.5 | 3.1 | 48.6 | 74.0 | -25.4 | Peak | Horizontal |
| | 7307.000 | 47.4 | 8.1 | 55.5 | 74.0 | -18.5 | Peak | Horizontal |
| | 7307.000 | 40.7 | 8.1 | 48.8 | 54.0 | -5.2 | Average | Horizontal |
| | 11480.500 | 35.7 | 12.5 | 48.2 | 74.0 | -25.8 | Peak | Horizontal |
| | 7315.500 | 45.8 | 8.1 | 53.9 | 74.0 | -20.1 | Peak | Vertical |
| | 7315.500 | 38.8 | 8.1 | 46.9 | 54.0 | -7.1 | Average | Vertical |
| | 11004.500 | 34.5 | 12.8 | 47.3 | 74.0 | -26.7 | Peak | Vertical |
| | 11659.000 | 36.0 | 12.1 | 48.1 | 74.0 | -25.9 | Peak | Vertical |
| 11 | 7383.500 | 40.2 | 8.3 | 48.5 | 74.0 | -25.5 | Peak | Horizontal |
| | 10698.500 | 36.9 | 13.1 | 50.0 | 74.0 | -24.0 | Peak | Horizontal |
| | 12228.500 | 37.5 | 12.1 | 49.6 | 74.0 | -24.4 | Peak | Horizontal |
| | 7383.500 | 40.3 | 8.3 | 48.6 | 74.0 | -25.4 | Peak | Vertical |
| | 8165.500 | 36.4 | 8.7 | 45.1 | 74.0 | -28.9 | Peak | Vertical |
| | 11072.500 | 36.8 | 12.6 | 49.4 | 74.0 | -24.6 | Peak | Vertical |

Note: Measure Level (dBμV/m) = Reading Level (dBμV) + Factor (dB/m)

Factor (dB/m) = Cable Loss (dB) + Antenna Factor (dB/m) - Pre_Amplifier Gain (dB)

| | | | |
|-----------|---|---------------|--------------|
| Test Site | WZ-AC2 | Test Engineer | Bob Zhang |
| Test Date | 2022-07-15 | Test Mode | 802.11n-HT40 |
| Remark | 1. Average measurement was not performed if peak level lower than average limit. 2. Other frequency was 20dB below limit line within 1-18GHz, there is not show in the report. | | |

| Test Channel | Frequency (MHz) | Reading Level (dBμV) | Factor (dB/m) | Measure Level (dBμV/m) | Limit (dBμV/m) | Margin (dB) | Detector | Polarization |
|--------------|-----------------|----------------------|---------------|------------------------|----------------|-------------|----------|--------------|
| 03 | 3915.500 | 35.6 | 0.0 | 35.6 | 74.0 | -38.4 | Peak | Horizontal |
| | 4604.000 | 34.5 | 4.0 | 38.5 | 74.0 | -35.5 | Peak | Horizontal |
| | 11557.000 | 30.5 | 17.5 | 48.0 | 74.0 | -26.0 | Peak | Horizontal |
| | 3881.500 | 35.8 | 0.1 | 35.9 | 74.0 | -38.1 | Peak | Vertical |
| | 4969.500 | 34.0 | 3.6 | 37.6 | 74.0 | -36.4 | Peak | Vertical |
| | 11038.500 | 31.6 | 16.6 | 48.2 | 74.0 | -25.8 | Peak | Vertical |
| 06 | 4876.000 | 37.5 | 3.8 | 41.3 | 74.0 | -32.7 | Peak | Horizontal |
| | 7307.000 | 37.2 | 11.1 | 48.3 | 74.0 | -25.7 | Peak | Horizontal |
| | 11276.500 | 29.7 | 17.7 | 47.4 | 74.0 | -26.6 | Peak | Horizontal |
| | 3847.500 | 35.7 | -0.2 | 35.5 | 74.0 | -38.5 | Peak | Vertical |
| | 4774.000 | 32.6 | 4.6 | 37.2 | 74.0 | -36.8 | Peak | Vertical |
| | 11064.000 | 31.6 | 17.0 | 48.6 | 74.0 | -25.4 | Peak | Vertical |
| 09 | 3881.500 | 36.7 | 0.1 | 36.8 | 74.0 | -37.2 | Peak | Horizontal |
| | 4859.000 | 33.1 | 3.8 | 36.9 | 74.0 | -37.1 | Peak | Horizontal |
| | 11786.500 | 29.4 | 17.5 | 46.9 | 74.0 | -27.1 | Peak | Horizontal |
| | 3813.500 | 36.1 | 0.0 | 36.1 | 74.0 | -37.9 | Peak | Vertical |
| | 4944.000 | 33.3 | 3.8 | 37.1 | 74.0 | -36.9 | Peak | Vertical |
| | 11353.000 | 29.6 | 17.6 | 47.2 | 74.0 | -26.8 | Peak | Vertical |

Note: Measure Level (dBμV/m) = Reading Level (dBμV) + Factor (dB/m)

Factor (dB/m) = Cable Loss (dB) + Antenna Factor (dB/m) - Pre_Amplifier Gain (dB)

| | | | |
|-----------|---|---------------|------------------------|
| Test Site | WZ-AC1 & WZ-AC2 | Test Engineer | Carl Jiang & Bob Zhang |
| Test Date | 2022-07-15 ~ 2022-07-26 | Test Mode | 802.11ax-HE20 |
| Remark | 1. Average measurement was not performed if peak level lower than average limit. 2. Other frequency was 20dB below limit line within 1-18GHz, there is not show in the report. | | |

| Test Channel | Frequency (MHz) | Reading Level (dBμV) | Factor (dB/m) | Measure Level (dBμV/m) | Limit (dBμV/m) | Margin (dB) | Detector | Polarization |
|--------------|-----------------|----------------------|---------------|------------------------|----------------|-------------|----------|--------------|
| 01 | 3975.000 | 35.1 | 0.1 | 35.2 | 74.0 | -38.8 | Peak | Horizontal |
| | 4825.000 | 37.5 | 4.0 | 41.5 | 74.0 | -32.5 | Peak | Horizontal |
| | 11225.500 | 29.3 | 17.4 | 46.7 | 74.0 | -27.3 | Peak | Horizontal |
| | 4026.000 | 33.8 | 0.3 | 34.1 | 74.0 | -39.9 | Peak | Vertical |
| | 4689.000 | 33.8 | 4.5 | 38.3 | 74.0 | -35.7 | Peak | Vertical |
| | 11948.000 | 28.4 | 17.2 | 45.6 | 74.0 | -28.4 | Peak | Vertical |
| 06 | 7310.075 | 52.3 | 8.1 | 60.4 | 74.0 | -13.6 | Peak | Horizontal |
| | 7310.075 | 41.5 | 8.1 | 49.6 | 54.0 | -4.4 | Average | Horizontal |
| | 11166.000 | 36.3 | 12.5 | 48.8 | 74.0 | -25.2 | Peak | Horizontal |
| | 12058.500 | 36.1 | 12.3 | 48.4 | 74.0 | -25.6 | Peak | Horizontal |
| | 7309.000 | 50.1 | 8.1 | 58.2 | 74.0 | -15.8 | Peak | Vertical |
| | 7309.000 | 37.9 | 8.1 | 46.0 | 54.0 | -8.0 | Average | Vertical |
| | 11021.500 | 35.0 | 12.7 | 47.7 | 74.0 | -26.3 | Peak | Vertical |
| | 12135.000 | 36.4 | 12.2 | 48.6 | 74.0 | -25.4 | Peak | Vertical |
| 11 | 4119.500 | 34.7 | 0.7 | 35.4 | 74.0 | -38.6 | Peak | Horizontal |
| | 4910.000 | 39.5 | 3.7 | 43.2 | 74.0 | -30.8 | Peak | Horizontal |
| | 11021.500 | 29.3 | 16.7 | 46.0 | 74.0 | -28.0 | Peak | Horizontal |
| | 4043.000 | 34.3 | 0.4 | 34.7 | 74.0 | -39.3 | Peak | Vertical |
| | 4927.000 | 37.7 | 3.8 | 41.5 | 74.0 | -32.5 | Peak | Vertical |
| | 11123.500 | 29.4 | 17.2 | 46.6 | 74.0 | -27.4 | Peak | Vertical |

Note: Measure Level (dBμV/m) = Reading Level (dBμV) + Factor (dB/m)

Factor (dB/m) = Cable Loss (dB) + Antenna Factor (dB/m) - Pre_Amplifier Gain (dB)

| | | | |
|-----------|---|---------------|---------------|
| Test Site | WZ-AC2 | Test Engineer | Bob Zhang |
| Test Date | 2022-07-15 | Test Mode | 802.11ax-HE40 |
| Remark | 1. Average measurement was not performed if peak level lower than average limit. 2. Other frequency was 20dB below limit line within 1-18GHz, there is not show in the report. | | |

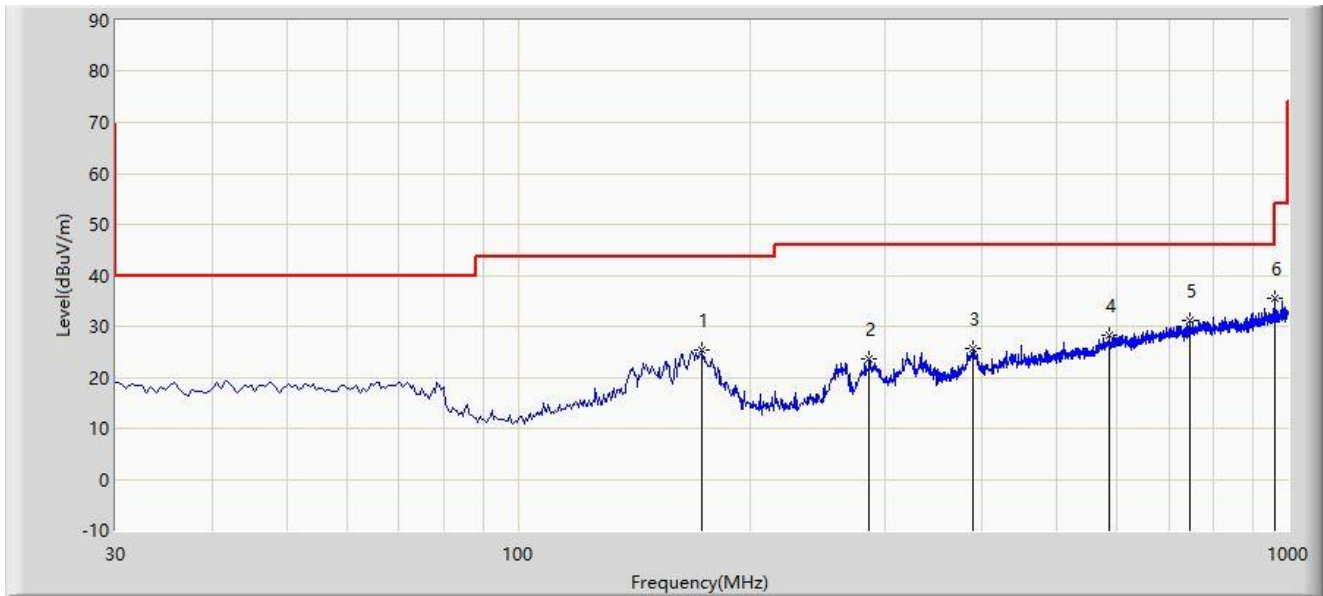
| Test Channel | Frequency (MHz) | Reading Level (dBμV) | Factor (dB/m) | Measure Level (dBμV/m) | Limit (dBμV/m) | Margin (dB) | Detector | Polarization |
|--------------|-----------------|----------------------|---------------|------------------------|----------------|-------------|----------|--------------|
| 03 | 4077.000 | 33.3 | 0.8 | 34.1 | 74.0 | -39.9 | Peak | Horizontal |
| | 4859.000 | 33.1 | 3.8 | 36.9 | 74.0 | -37.1 | Peak | Horizontal |
| | 11072.500 | 30.1 | 16.9 | 47.0 | 74.0 | -27.0 | Peak | Horizontal |
| | 4009.000 | 33.5 | 0.3 | 33.8 | 74.0 | -40.2 | Peak | Vertical |
| | 4816.500 | 34.5 | 4.1 | 38.6 | 74.0 | -35.4 | Peak | Vertical |
| | 11123.500 | 29.2 | 17.2 | 46.4 | 74.0 | -27.6 | Peak | Vertical |
| 06 | 4009.000 | 33.5 | 0.3 | 33.8 | 74.0 | -40.2 | Peak | Horizontal |
| | 4850.500 | 39.2 | 3.9 | 43.1 | 74.0 | -30.9 | Peak | Horizontal |
| | 11225.500 | 28.4 | 17.4 | 45.8 | 74.0 | -28.2 | Peak | Horizontal |
| | 4094.000 | 35.0 | 0.8 | 35.8 | 74.0 | -38.2 | Peak | Vertical |
| | 7281.500 | 36.9 | 11.4 | 48.3 | 74.0 | -25.7 | Peak | Vertical |
| | 11115.000 | 32.6 | 17.2 | 49.8 | 74.0 | -24.2 | Peak | Vertical |
| 09 | 4170.500 | 36.8 | 1.3 | 38.1 | 74.0 | -35.9 | Peak | Horizontal |
| | 4893.000 | 37.8 | 3.8 | 41.6 | 74.0 | -32.4 | Peak | Horizontal |
| | 11081.000 | 31.6 | 16.8 | 48.4 | 74.0 | -25.6 | Peak | Horizontal |
| | 4170.500 | 35.5 | 1.3 | 36.8 | 74.0 | -37.2 | Peak | Vertical |
| | 4731.500 | 34.8 | 4.5 | 39.3 | 74.0 | -34.7 | Peak | Vertical |
| | 11633.500 | 27.9 | 17.7 | 45.6 | 74.0 | -28.4 | Peak | Vertical |

Note: Measure Level (dBμV/m) = Reading Level (dBμV) + Factor (dB/m)

Factor (dB/m) = Cable Loss (dB) + Antenna Factor (dB/m) - Pre_Amplifier Gain (dB)

The Worse-case Result of Radiated Emission below 1GHz:

| | |
|---|-----------------------|
| Site: WZ-AC2 | Test Date: 2022-07-28 |
| Limit: FCC_Part15.209_RSE(3m) | Engineer: Bob Zhang |
| Probe: VULB 9168_25-2000MHz | Polarity: Horizontal |
| EUT: AX6000 Gigabit Wireless Extender | Power: AC 120V/60Hz |
| Test Mode: Transmit by 802.11g at Channel 2437MHz | |



| No | Mark | Frequency (MHz) | Measure Level (dB μ V/m) | Reading Level (dB μ V) | Margin (dB) | Limit (dB μ V/m) | Factor (dB/m) | Type |
|----|------|-----------------|------------------------------|----------------------------|-------------|----------------------|---------------|------|
| 1 | | 173.560 | 25.313 | 7.924 | -18.187 | 43.500 | 17.389 | PK |
| 2 | | 286.080 | 23.730 | 5.650 | -22.270 | 46.000 | 18.080 | PK |
| 3 | | 388.900 | 25.642 | 4.822 | -20.358 | 46.000 | 20.820 | PK |
| 4 | | 585.325 | 28.208 | 2.979 | -17.792 | 46.000 | 25.229 | PK |
| 5 | | 743.920 | 31.120 | 3.003 | -14.880 | 46.000 | 28.117 | PK |
| 6 | * | 959.260 | 35.486 | 5.050 | -10.514 | 46.000 | 30.436 | PK |

Note 1: Measure Level (dB μ V/m) = Reading Level (dB μ V) + Factor (dB/m)

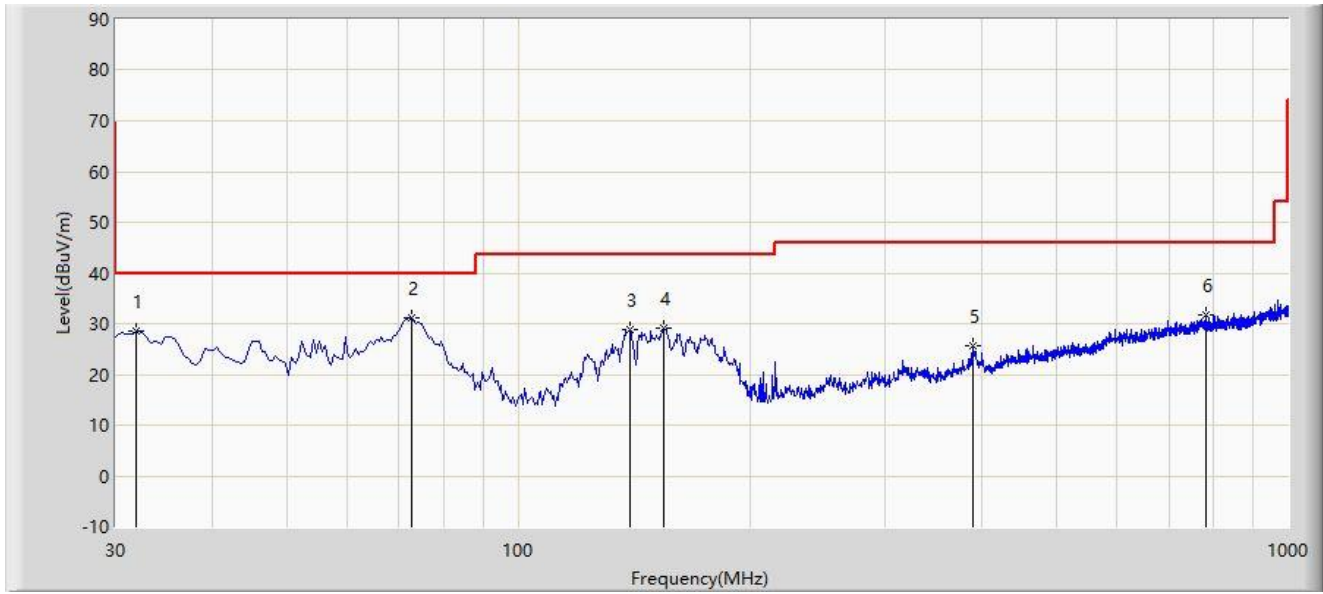
Factor (dB/m) = Cable Loss (dB) + Antenna Factor (dB/m)

Note 2: QP measurement was not performed when peak measure level was lower than the QP limit.

Note 3: The amplitude of radiated emissions (frequency range from 9kHz to 30MHz and 18GHz to 25GHz) is that proximity to ambient noise, which also are attenuated more than 20 dB below the permissible value.

Therefore, the data is not presented in the report.

| | |
|---|-----------------------|
| Site: WZ-AC2 | Test Date: 2022-07-28 |
| Limit: FCC_Part15.209_RSE(3m) | Engineer: Bob Zhang |
| Probe: VULB 9168_25-2000MHz | Polarity: Vertical |
| EUT: AX6000 Gigabit Wireless Extender | Power: AC 120V/60Hz |
| Test Mode: Transmit by 802.11g at Channel 2437MHz | |



| No | Mark | Frequency (MHz) | Measure Level (dB μ V/m) | Reading Level (dB μ V) | Margin (dB) | Limit (dB μ V/m) | Factor (dB/m) | Type |
|----|------|-----------------|------------------------------|----------------------------|-------------|----------------------|---------------|------|
| 1 | | 31.940 | 28.683 | 12.113 | -11.317 | 40.000 | 16.570 | PK |
| 2 | * | 72.680 | 31.252 | 15.760 | -8.748 | 40.000 | 15.492 | PK |
| 3 | | 139.610 | 28.823 | 11.204 | -14.677 | 43.500 | 17.619 | PK |
| 4 | | 154.645 | 29.201 | 10.873 | -14.299 | 43.500 | 18.328 | PK |
| 5 | | 390.355 | 25.662 | 4.818 | -20.338 | 46.000 | 20.843 | PK |
| 6 | | 783.205 | 31.664 | 2.980 | -14.336 | 46.000 | 28.684 | PK |

Note 1: Measure Level (dB μ V/m) = Reading Level (dB μ V) + Factor (dB/m)

Factor (dB/m) = Cable Loss (dB) + Antenna Factor (dB/m)

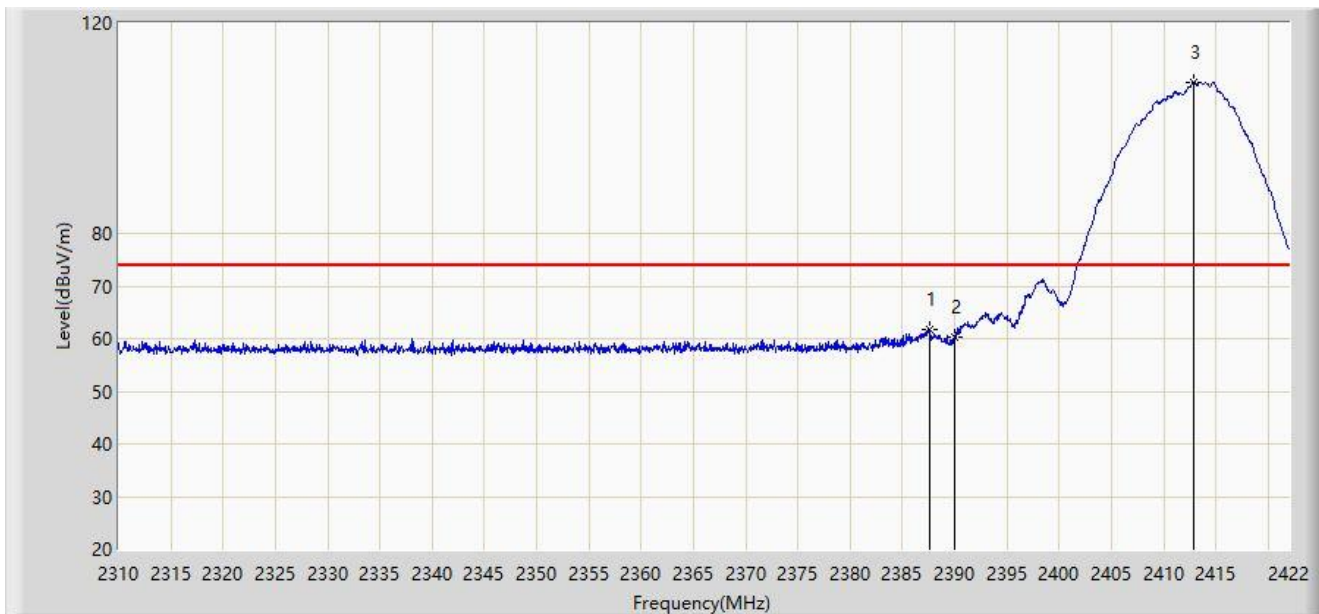
Note 2: QP measurement was not performed when peak measure level was lower than the QP limit.

Note 3: The amplitude of radiated emissions (frequency range from 9kHz to 30MHz and 18GHz to 25GHz) is that proximity to ambient noise, which also are attenuated more than 20 dB below the permissible value.

Therefore, the data is not presented in the report.

A.7 Radiated Restricted Band Edge Test Result

| | |
|---|-----------------------|
| Site: WZ-AC1 | Test Date: 2022-07-26 |
| Limit: FCC_2.4G_RE(3m) | Engineer: Carl Jiang |
| Probe: BBHA9120D_1167_1-18GHz | Polarity: Horizontal |
| EUT: AX6000 Gigabit Wireless Extender | Power: AC 120V/60Hz |
| Test Mode: Transmit by 802.11b at 2412MHz | |



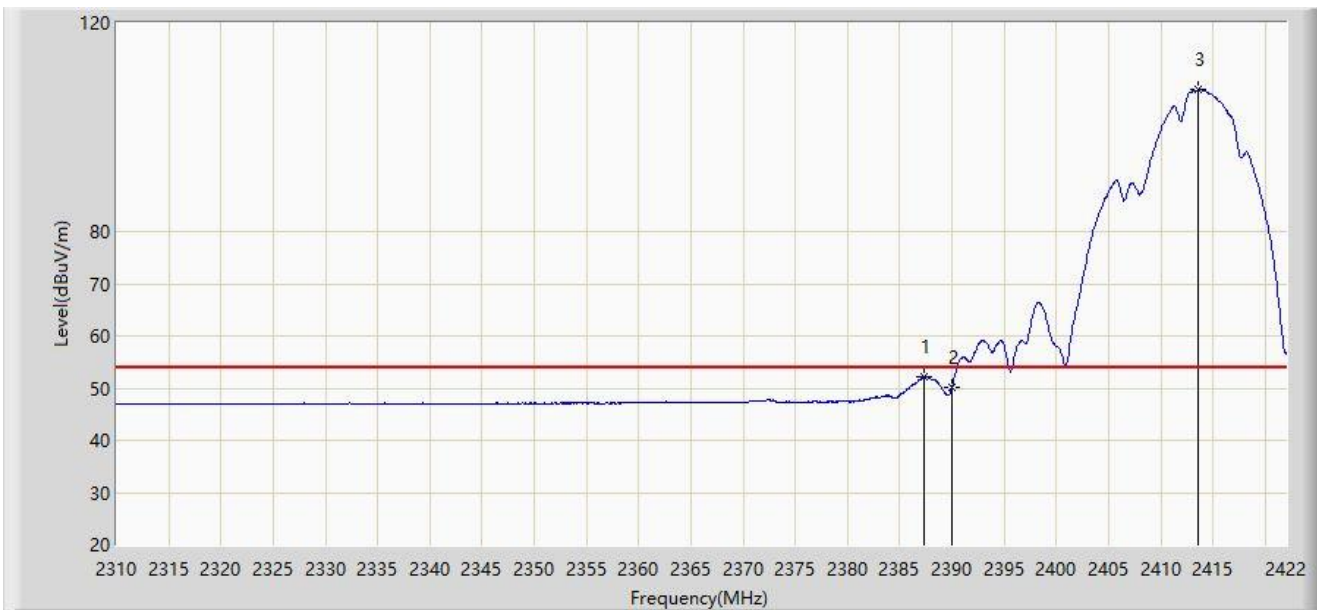
| No | Mark | Frequency (MHz) | Measure Level (dB μ V/m) | Reading Level (dB μ V) | Margin (dB) | Limit (dB μ V/m) | Factor (dB/m) | Type |
|----|------|-----------------|------------------------------|----------------------------|-------------|----------------------|---------------|------|
| 1 | * | 2387.672 | 61.720 | 31.198 | -12.280 | 74.000 | 30.522 | PK |
| 2 | | 2390.000 | 60.315 | 29.789 | -13.685 | 74.000 | 30.526 | PK |
| 3 | | 2412.816 | 108.746 | 78.188 | N/A | N/A | 30.559 | PK |

Note 1: " * ", means this data is the worst emission level.

Note 2: Measure Level (dB μ V/m) = Reading Level (dB μ V) + Factor (dB/m).

Note 3: Factor (dB/m) = Cable Loss (dB) + Antenna Factor (dB/m).

| | |
|---|-----------------------|
| Site: WZ-AC1 | Test Date: 2022-07-26 |
| Limit: FCC_2.4G_RE(3m) | Engineer: Carl Jiang |
| Probe: BBHA9120D_1167_1-18GHz | Polarity: Horizontal |
| EUT: AX6000 Gigabit Wireless Extender | Power: AC 120V/60Hz |
| Test Mode: Transmit by 802.11b at 2412MHz | |



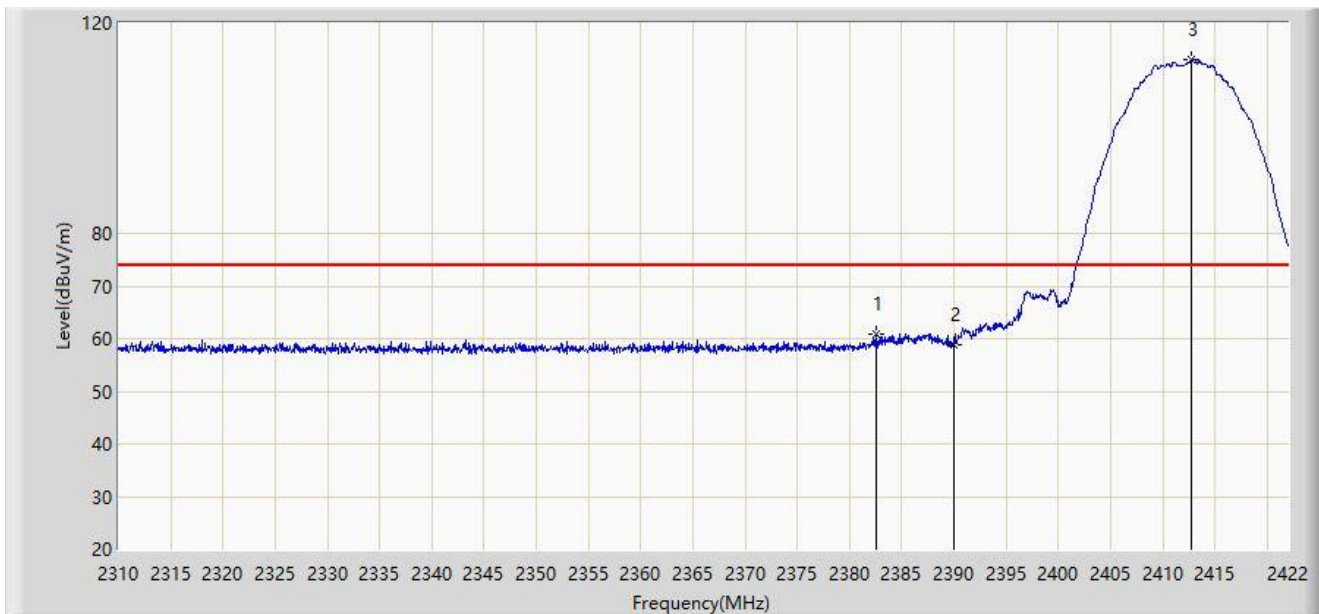
| No | Mark | Frequency (MHz) | Measure Level (dB μ V/m) | Reading Level (dB μ V) | Margin (dB) | Limit (dB μ V/m) | Factor (dB/m) | Type |
|----|------|-----------------|------------------------------|----------------------------|-------------|----------------------|---------------|------|
| 1 | * | 2387.336 | 52.240 | 21.719 | -1.760 | 54.000 | 30.521 | AV |
| 2 | | 2390.000 | 50.154 | 19.628 | -3.846 | 54.000 | 30.526 | AV |
| 3 | | 2413.600 | 107.170 | 76.612 | N/A | N/A | 30.559 | AV |

Note 1: " * ", means this data is the worst emission level.

Note 2: Measure Level (dB μ V/m) = Reading Level (dB μ V) + Factor (dB/m).

Note 3: Factor (dB/m) = Cable Loss (dB) + Antenna Factor (dB/m).

| | |
|---|-----------------------|
| Site: WZ-AC1 | Test Date: 2022-07-26 |
| Limit: FCC_2.4G_RE(3m) | Engineer: Carl Jiang |
| Probe: BBHA9120D_1167_1-18GHz | Polarity: Vertical |
| EUT: AX6000 Gigabit Wireless Extender | Power: AC 120V/60Hz |
| Test Mode: Transmit by 802.11b at 2412MHz | |



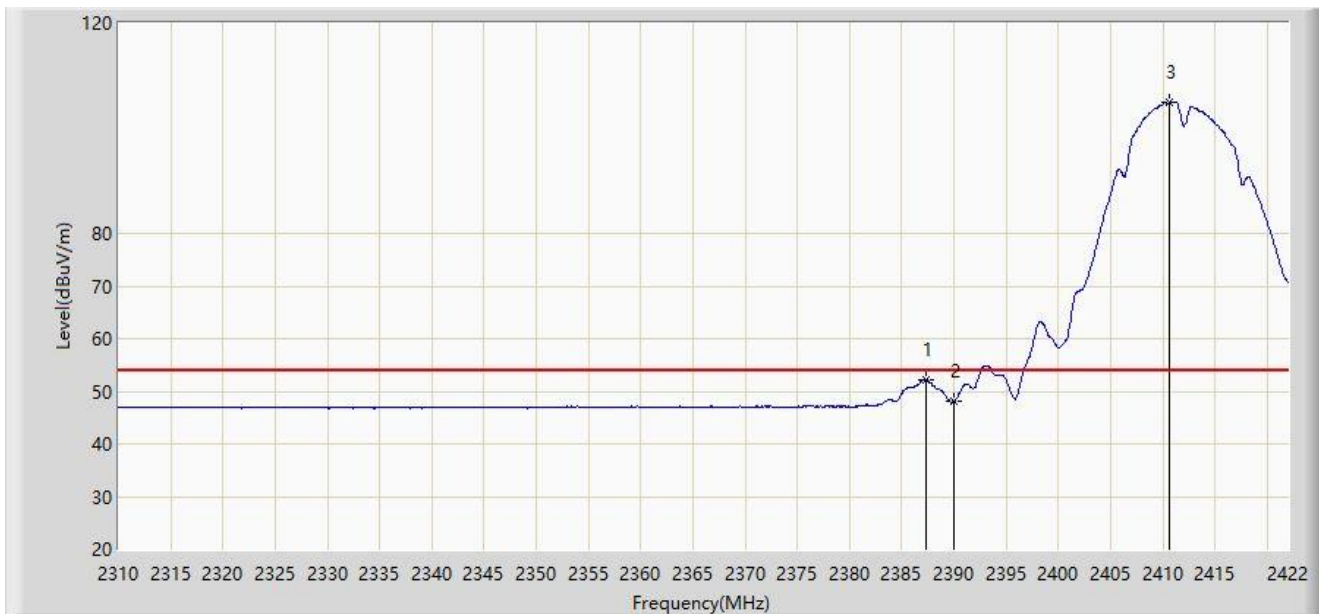
| No | Mark | Frequency (MHz) | Measure Level (dB μ V/m) | Reading Level (dB μ V) | Margin (dB) | Limit (dB μ V/m) | Factor (dB/m) | Type |
|----|------|-----------------|------------------------------|----------------------------|-------------|----------------------|---------------|------|
| 1 | * | 2382.576 | 60.990 | 30.471 | -13.010 | 74.000 | 30.519 | PK |
| 2 | | 2390.000 | 58.858 | 28.332 | -15.142 | 74.000 | 30.526 | PK |
| 3 | | 2412.760 | 113.064 | 82.506 | N/A | N/A | 30.559 | PK |

Note 1: " * ", means this data is the worst emission level.

Note 2: Measure Level (dB μ V/m) = Reading Level (dB μ V) + Factor (dB/m).

Note 3: Factor (dB/m) = Cable Loss (dB) + Antenna Factor (dB/m).

| | |
|---|-----------------------|
| Site: WZ-AC1 | Test Date: 2022-07-26 |
| Limit: FCC_2.4G_RE(3m) | Engineer: Carl Jiang |
| Probe: BBHA9120D_1167_1-18GHz | Polarity: Vertical |
| EUT: AX6000 Gigabit Wireless Extender | Power: AC 120V/60Hz |
| Test Mode: Transmit by 802.11b at 2412MHz | |



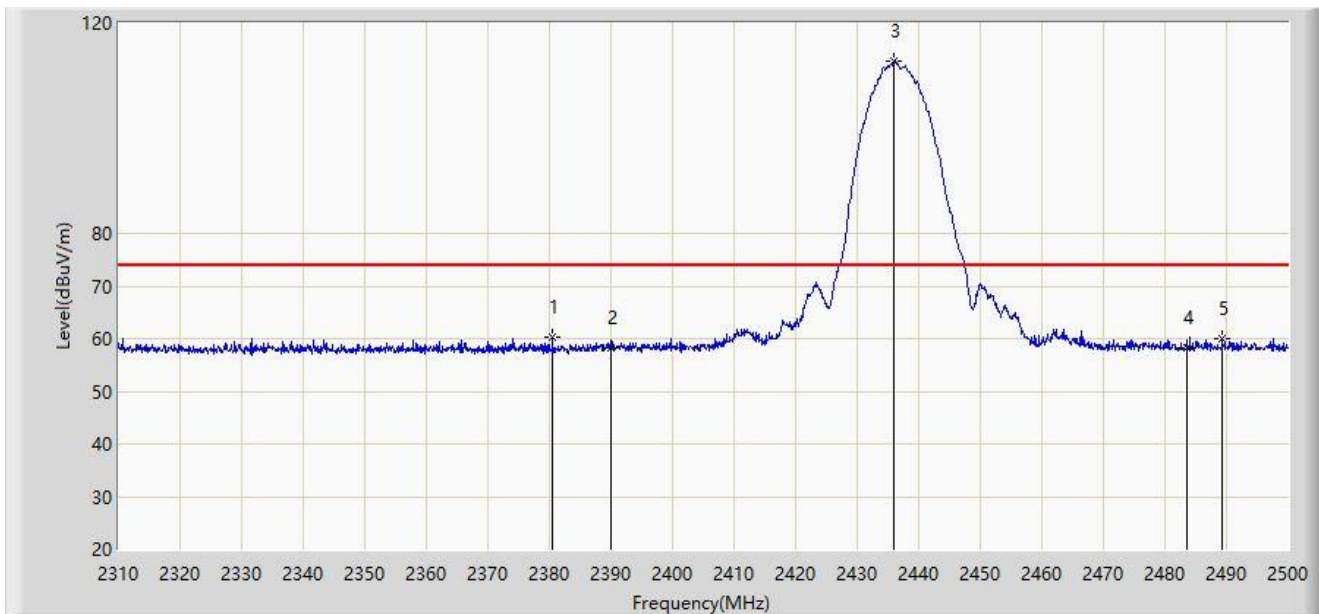
| No | Mark | Frequency (MHz) | Measure Level (dB μ V/m) | Reading Level (dB μ V) | Margin (dB) | Limit (dB μ V/m) | Factor (dB/m) | Type |
|----|------|-----------------|------------------------------|----------------------------|-------------|----------------------|---------------|------|
| 1 | * | 2387.392 | 52.234 | 21.712 | -1.766 | 54.000 | 30.522 | AV |
| 2 | | 2390.000 | 47.994 | 17.468 | -6.006 | 54.000 | 30.526 | AV |
| 3 | | 2410.688 | 104.946 | 74.388 | N/A | N/A | 30.558 | AV |

Note 1: " * ", means this data is the worst emission level.

Note 2: Measure Level (dB μ V/m) = Reading Level (dB μ V) + Factor (dB/m).

Note 3: Factor (dB/m) = Cable Loss (dB) + Antenna Factor (dB/m).

| | |
|---|-----------------------|
| Site: WZ-AC1 | Test Date: 2022-07-26 |
| Limit: FCC_2.4G_RE(3m) | Engineer: Carl Jiang |
| Probe: BBHA9120D_1167_1-18GHz | Polarity: Horizontal |
| EUT: AX6000 Gigabit Wireless Extender | Power: AC 120V/60Hz |
| Test Mode: Transmit by 802.11b at 2437MHz | |



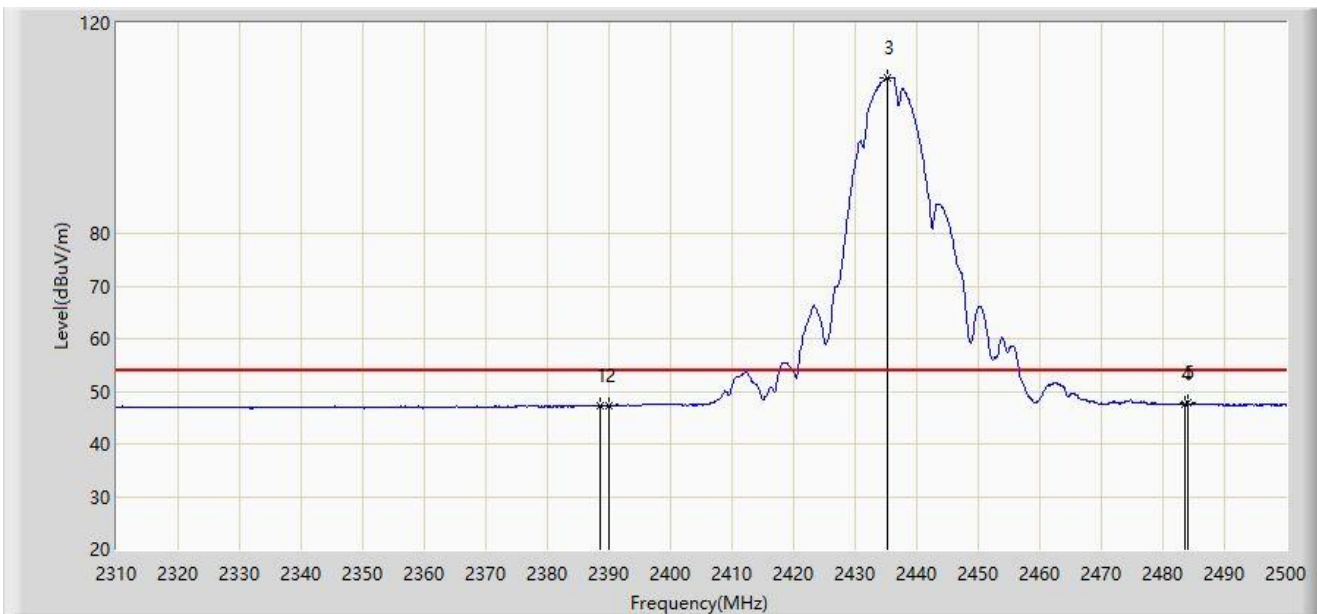
| No | Mark | Frequency (MHz) | Measure Level (dBuV/m) | Reading Level (dBuV) | Margin (dB) | Limit (dBuV/m) | Factor (dB/m) | Type |
|----|------|-----------------|------------------------|----------------------|-------------|----------------|---------------|------|
| 1 | * | 2380.490 | 60.235 | 29.712 | -13.765 | 74.000 | 30.523 | PK |
| 2 | | 2390.000 | 58.163 | 27.637 | -15.837 | 74.000 | 30.526 | PK |
| 3 | | 2436.065 | 112.793 | 82.248 | N/A | N/A | 30.545 | PK |
| 4 | | 2483.500 | 58.275 | 27.572 | -15.725 | 74.000 | 30.704 | PK |
| 5 | | 2489.265 | 60.111 | 29.404 | -13.889 | 74.000 | 30.707 | PK |

Note 1: " * ", means this data is the worst emission level.

Note 2: Measure Level (dBuV/m) = Reading Level (dBuV) + Factor (dB/m).

Note 3: Factor (dB/m) = Cable Loss (dB) + Antenna Factor (dB/m).

| | |
|---|-----------------------|
| Site: WZ-AC1 | Test Date: 2022-07-26 |
| Limit: FCC_2.4G_RE(3m) | Engineer: Carl Jiang |
| Probe: BBHA9120D_1167_1-18GHz | Polarity: Horizontal |
| EUT: AX6000 Gigabit Wireless Extender | Power: AC 120V/60Hz |
| Test Mode: Transmit by 802.11b at 2437MHz | |



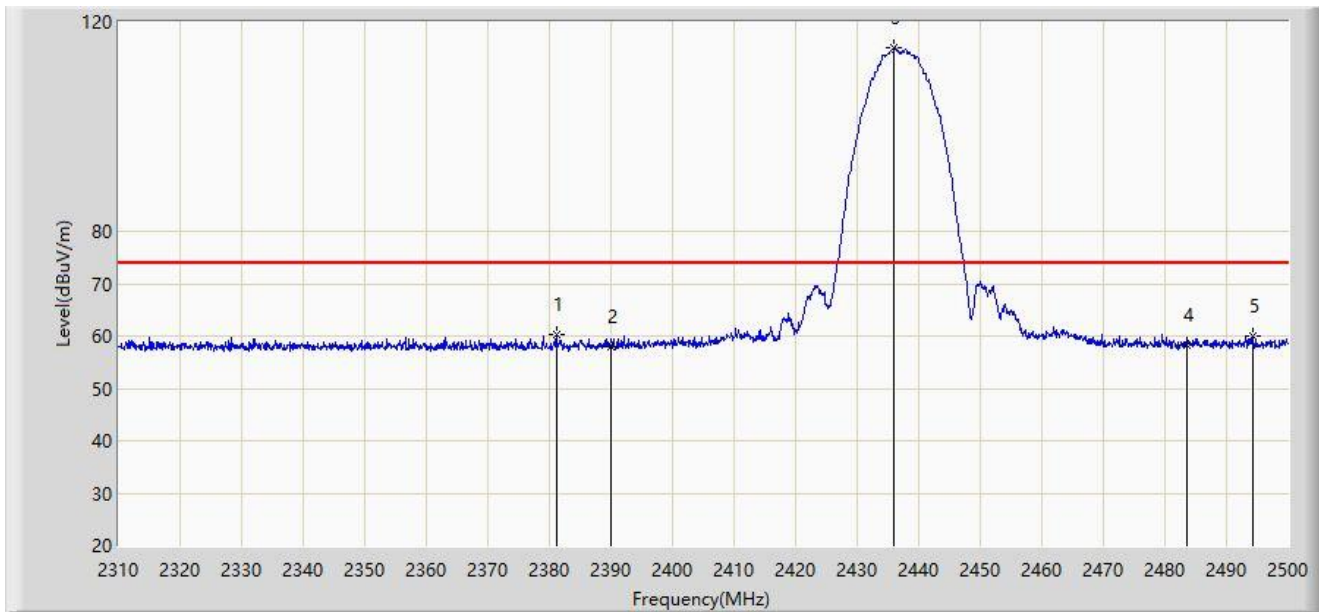
| No | Mark | Frequency (MHz) | Measure Level (dB μ V/m) | Reading Level (dB μ V) | Margin (dB) | Limit (dB μ V/m) | Factor (dB/m) | Type |
|----|------|-----------------|------------------------------|----------------------------|-------------|----------------------|---------------|------|
| 1 | | 2388.565 | 47.354 | 16.830 | -6.646 | 54.000 | 30.524 | AV |
| 2 | | 2390.000 | 47.330 | 16.804 | -6.670 | 54.000 | 30.526 | AV |
| 3 | | 2435.210 | 109.660 | 79.114 | N/A | N/A | 30.546 | AV |
| 4 | | 2483.500 | 47.504 | 16.801 | -6.496 | 54.000 | 30.704 | AV |
| 5 | * | 2483.945 | 47.685 | 16.981 | -6.315 | 54.000 | 30.704 | AV |

Note 1: " * ", means this data is the worst emission level.

Note 2: Measure Level (dB μ V/m) = Reading Level (dB μ V) + Factor (dB/m).

Note 3: Factor (dB/m) = Cable Loss (dB) + Antenna Factor (dB/m).

| | |
|---|-----------------------|
| Site: WZ-AC1 | Test Date: 2022-07-26 |
| Limit: FCC_2.4G_RE(3m) | Engineer: Carl Jiang |
| Probe: BBHA9120D_1167_1-18GHz | Polarity: Vertical |
| EUT: AX6000 Gigabit Wireless Extender | Power: AC 120V/60Hz |
| Test Mode: Transmit by 802.11b at 2437MHz | |



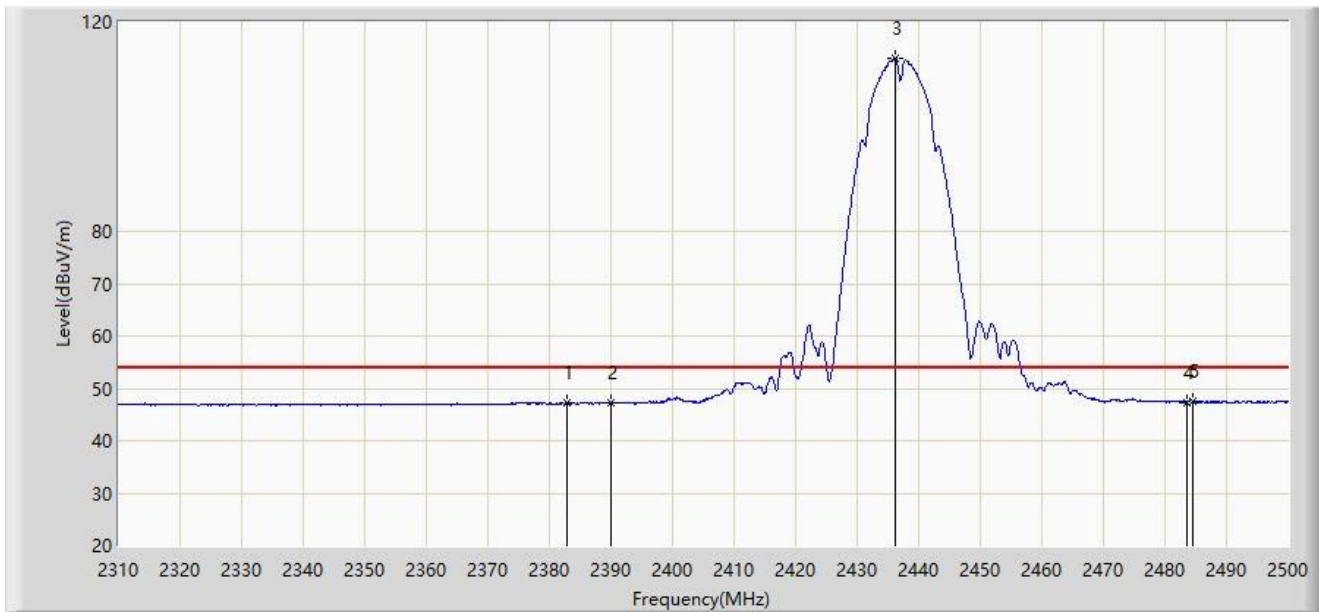
| No | Mark | Frequency (MHz) | Measure Level (dBμV/m) | Reading Level (dBμV) | Margin (dB) | Limit (dBμV/m) | Factor (dB/m) | Type |
|----|------|-----------------|------------------------|----------------------|-------------|----------------|---------------|------|
| 1 | * | 2381.155 | 60.422 | 29.900 | -13.578 | 74.000 | 30.522 | PK |
| 2 | | 2390.000 | 58.044 | 27.518 | -15.956 | 74.000 | 30.526 | PK |
| 3 | | 2436.065 | 115.033 | 84.488 | N/A | N/A | 30.545 | PK |
| 4 | | 2483.500 | 58.150 | 27.447 | -15.850 | 74.000 | 30.704 | PK |
| 5 | | 2494.395 | 59.926 | 29.206 | -14.074 | 74.000 | 30.720 | PK |

Note 1: " * ", means this data is the worst emission level.

Note 2: Measure Level (dBμV/m) = Reading Level (dBμV) + Factor (dB/m).

Note 3: Factor (dB/m) = Cable Loss (dB) + Antenna Factor (dB/m).

| | |
|---|-----------------------|
| Site: WZ-AC1 | Test Date: 2022-07-26 |
| Limit: FCC_2.4G_RE(3m) | Engineer: Carl Jiang |
| Probe: BBHA9120D_1167_1-18GHz | Polarity: Vertical |
| EUT: AX6000 Gigabit Wireless Extender | Power: AC 120V/60Hz |
| Test Mode: Transmit by 802.11b at 2437MHz | |



| No | Mark | Frequency (MHz) | Measure Level (dB μ V/m) | Reading Level (dB μ V) | Margin (dB) | Limit (dB μ V/m) | Factor (dB/m) | Type |
|----|------|-----------------|------------------------------|----------------------------|-------------|----------------------|---------------|------|
| 1 | | 2382.960 | 47.336 | 16.818 | -6.664 | 54.000 | 30.518 | AV |
| 2 | | 2390.000 | 47.228 | 16.702 | -6.772 | 54.000 | 30.526 | AV |
| 3 | | 2436.160 | 113.022 | 82.477 | N/A | N/A | 30.545 | AV |
| 4 | | 2483.500 | 47.356 | 16.653 | -6.644 | 54.000 | 30.704 | AV |
| 5 | * | 2484.610 | 47.576 | 16.872 | -6.424 | 54.000 | 30.704 | AV |

Note 1: " * ", means this data is the worst emission level.

Note 2: Measure Level (dB μ V/m) = Reading Level (dB μ V) + Factor (dB/m).

Note 3: Factor (dB/m) = Cable Loss (dB) + Antenna Factor (dB/m).

| | |
|---|-----------------------|
| Site: WZ-AC1 | Test Date: 2022-07-08 |
| Limit: FCC_2.4G_RE(3m) | Engineer: Carl Jiang |
| Probe: BBHA9120D_1167_1-18GHz | Polarity: Horizontal |
| EUT: AX6000 Gigabit Wireless Extender | Power: AC 120V/60Hz |
| Test Mode: Transmit by 802.11b at 2462MHz | |



| No | Mark | Frequency (MHz) | Measure Level (dB μ V/m) | Reading Level (dB μ V) | Margin (dB) | Limit (dB μ V/m) | Factor (dB/m) | Type |
|----|------|-----------------|------------------------------|----------------------------|-------------|----------------------|---------------|------|
| 1 | | 2461.120 | 110.846 | 80.214 | N/A | N/A | 30.631 | PK |
| 2 | | 2483.500 | 60.195 | 29.492 | -13.805 | 74.000 | 30.704 | PK |
| 3 | * | 2486.608 | 60.732 | 30.027 | -13.268 | 74.000 | 30.705 | PK |

Note 1: " * ", means this data is the worst emission level.

Note 2: Measure Level (dB μ V/m) = Reading Level (dB μ V) + Factor (dB/m).

Note 3: Factor (dB/m) = Cable Loss (dB) + Antenna Factor (dB/m).

| | |
|---|-----------------------|
| Site: WZ-AC1 | Test Date: 2022-07-08 |
| Limit: FCC_2.4G_RE(3m) | Engineer: Carl Jiang |
| Probe: BBHA9120D_1167_1-18GHz | Polarity: Horizontal |
| EUT: AX6000 Gigabit Wireless Extender | Power: AC 120V/60Hz |
| Test Mode: Transmit by 802.11b at 2462MHz | |



| No | Mark | Frequency (MHz) | Measure Level (dB μ V/m) | Reading Level (dB μ V) | Margin (dB) | Limit (dB μ V/m) | Factor (dB/m) | Type |
|----|------|-----------------|------------------------------|----------------------------|-------------|----------------------|---------------|------|
| 1 | | 2463.088 | 108.422 | 77.781 | N/A | N/A | 30.642 | AV |
| 2 | * | 2483.500 | 50.320 | 19.617 | -3.680 | 54.000 | 30.704 | AV |
| 3 | | 2488.768 | 50.248 | 19.541 | -3.752 | 54.000 | 30.707 | AV |

Note 1: " * ", means this data is the worst emission level.

Note 2: Measure Level (dB μ V/m) = Reading Level (dB μ V) + Factor (dB/m).

Note 3: Factor (dB/m) = Cable Loss (dB) + Antenna Factor (dB/m).

| | |
|---|-----------------------|
| Site: WZ-AC1 | Test Date: 2022-07-08 |
| Limit: FCC_2.4G_RE(3m) | Engineer: Carl Jiang |
| Probe: BBHA9120D_1167_1-18GHz | Polarity: Vertical |
| EUT: AX6000 Gigabit Wireless Extender | Power: AC 120V/60Hz |
| Test Mode: Transmit by 802.11b at 2462MHz | |



| No | Mark | Frequency (MHz) | Measure Level (dBμV/m) | Reading Level (dBμV) | Margin (dB) | Limit (dBμV/m) | Factor (dB/m) | Type |
|----|------|-----------------|------------------------|----------------------|-------------|----------------|---------------|------|
| 1 | | 2462.776 | 111.783 | 81.143 | N/A | N/A | 30.640 | PK |
| 2 | | 2483.500 | 59.523 | 28.819 | -14.477 | 74.000 | 30.704 | PK |
| 3 | * | 2488.744 | 60.151 | 29.444 | -13.849 | 74.000 | 30.707 | PK |

Note 1: " * ", means this data is the worst emission level.

Note 2: Measure Level (dBμV/m) = Reading Level (dBμV) + Factor (dB/m).

Note 3: Factor (dB/m) = Cable Loss (dB) + Antenna Factor (dB/m).

| | |
|---|-----------------------|
| Site: WZ-AC1 | Test Date: 2022-07-08 |
| Limit: FCC_2.4G_RE(3m) | Engineer: Carl Jiang |
| Probe: BBHA9120D_1167_1-18GHz | Polarity: Vertical |
| EUT: AX6000 Gigabit Wireless Extender | Power: AC 120V/60Hz |
| Test Mode: Transmit by 802.11b at 2462MHz | |



| No | Mark | Frequency (MHz) | Measure Level (dB μ V/m) | Reading Level (dB μ V) | Margin (dB) | Limit (dB μ V/m) | Factor (dB/m) | Type |
|----|------|-----------------|------------------------------|----------------------------|-------------|----------------------|---------------|------|
| 1 | | 2463.544 | 106.822 | 76.178 | N/A | N/A | 30.644 | AV |
| 2 | * | 2483.500 | 50.989 | 20.286 | -3.011 | 54.000 | 30.704 | AV |

Note 1: " * ", means this data is the worst emission level.

Note 2: Measure Level (dB μ V/m) = Reading Level (dB μ V) + Factor (dB/m).

Note 3: Factor (dB/m) = Cable Loss (dB) + Antenna Factor (dB/m).

| | |
|---|-----------------------|
| Site: WZ-AC1 | Test Date: 2022-07-08 |
| Limit: FCC_2.4G_RE(3m) | Engineer: Carl Jiang |
| Probe: BBHA9120D_1167_1-18GHz | Polarity: Horizontal |
| EUT: AX6000 Gigabit Wireless Extender | Power: AC 120V/60Hz |
| Test Mode: Transmit by 802.11g at 2412MHz | |



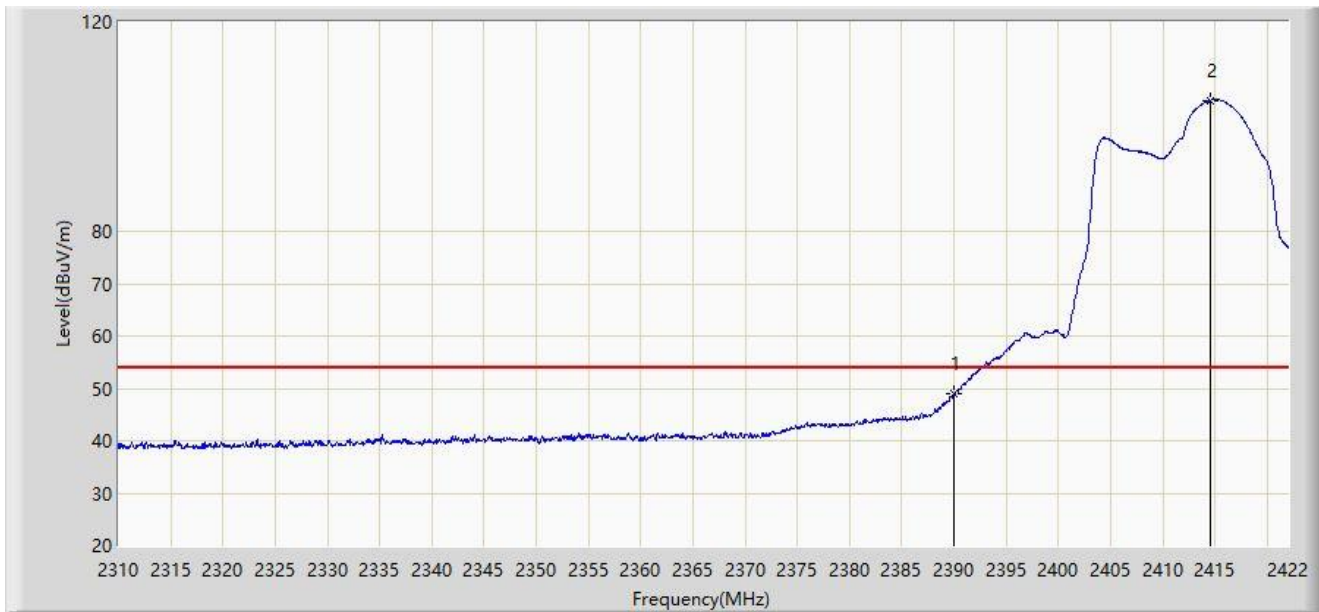
| No | Mark | Frequency (MHz) | Measure Level (dB μ V/m) | Reading Level (dB μ V) | Margin (dB) | Limit (dB μ V/m) | Factor (dB/m) | Type |
|----|------|-----------------|------------------------------|----------------------------|-------------|----------------------|---------------|------|
| 1 | | 2390.000 | 65.926 | 35.400 | -8.074 | 74.000 | 30.526 | PK |
| 2 | * | 2390.024 | 67.301 | 36.775 | -6.699 | 74.000 | 30.526 | PK |
| 3 | | 2406.824 | 113.984 | 83.425 | N/A | N/A | 30.558 | PK |

Note 1: " * ", means this data is the worst emission level.

Note 2: Measure Level (dB μ V/m) = Reading Level (dB μ V) + Factor (dB/m).

Note 3: Factor (dB/m) = Cable Loss (dB) + Antenna Factor (dB/m).

| | |
|---|-----------------------|
| Site: WZ-AC1 | Test Date: 2022-07-08 |
| Limit: FCC_2.4G_RE(3m) | Engineer: Carl Jiang |
| Probe: BBHA9120D_1167_1-18GHz | Polarity: Horizontal |
| EUT: AX6000 Gigabit Wireless Extender | Power: AC 120V/60Hz |
| Test Mode: Transmit by 802.11g at 2412MHz | |



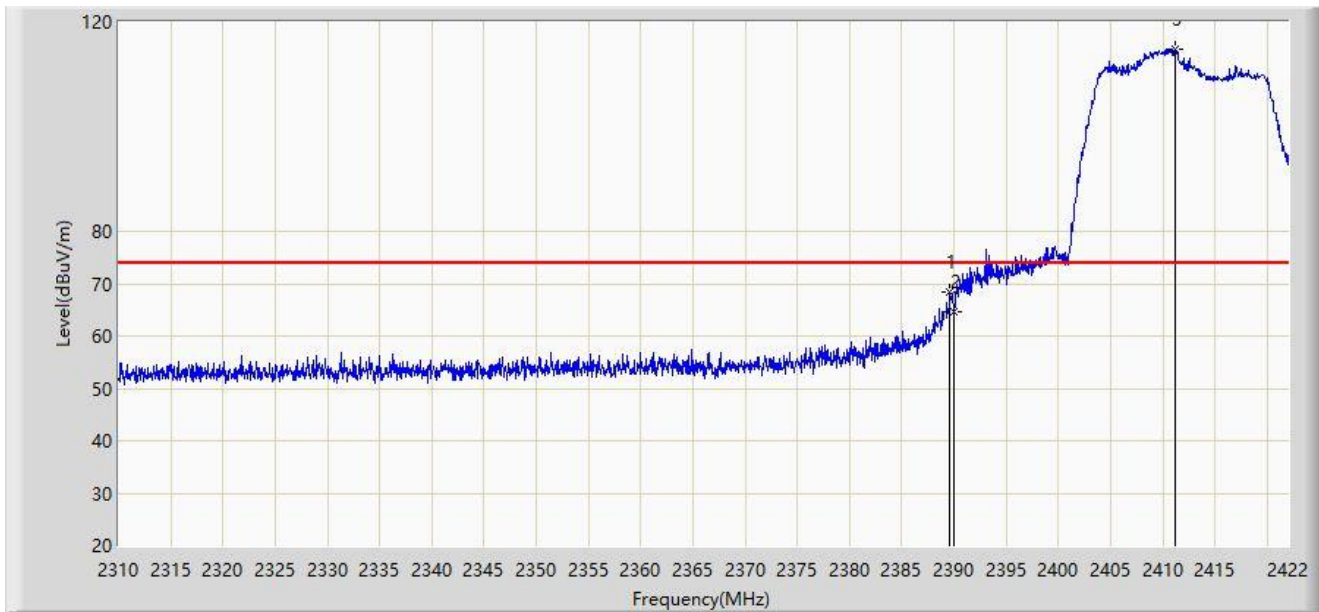
| No | Mark | Frequency (MHz) | Measure Level (dB μ V/m) | Reading Level (dB μ V) | Margin (dB) | Limit (dB μ V/m) | Factor (dB/m) | Type |
|----|------|-----------------|------------------------------|----------------------------|-------------|----------------------|---------------|------|
| 1 | * | 2390.000 | 48.884 | 18.358 | -5.116 | 54.000 | 30.526 | AV |
| 2 | | 2414.608 | 105.049 | 74.490 | N/A | N/A | 30.559 | AV |

Note 1: " * ", means this data is the worst emission level.

Note 2: Measure Level (dB μ V/m) = Reading Level (dB μ V) + Factor (dB/m).

Note 3: Factor (dB/m) = Cable Loss (dB) + Antenna Factor (dB/m).

| | |
|---|-----------------------|
| Site: WZ-AC1 | Test Date: 2022-07-08 |
| Limit: FCC_2.4G_RE(3m) | Engineer: Carl Jiang |
| Probe: BBHA9120D_1167_1-18GHz | Polarity: Vertical |
| EUT: AX6000 Gigabit Wireless Extender | Power: AC 120V/60Hz |
| Test Mode: Transmit by 802.11g at 2412MHz | |



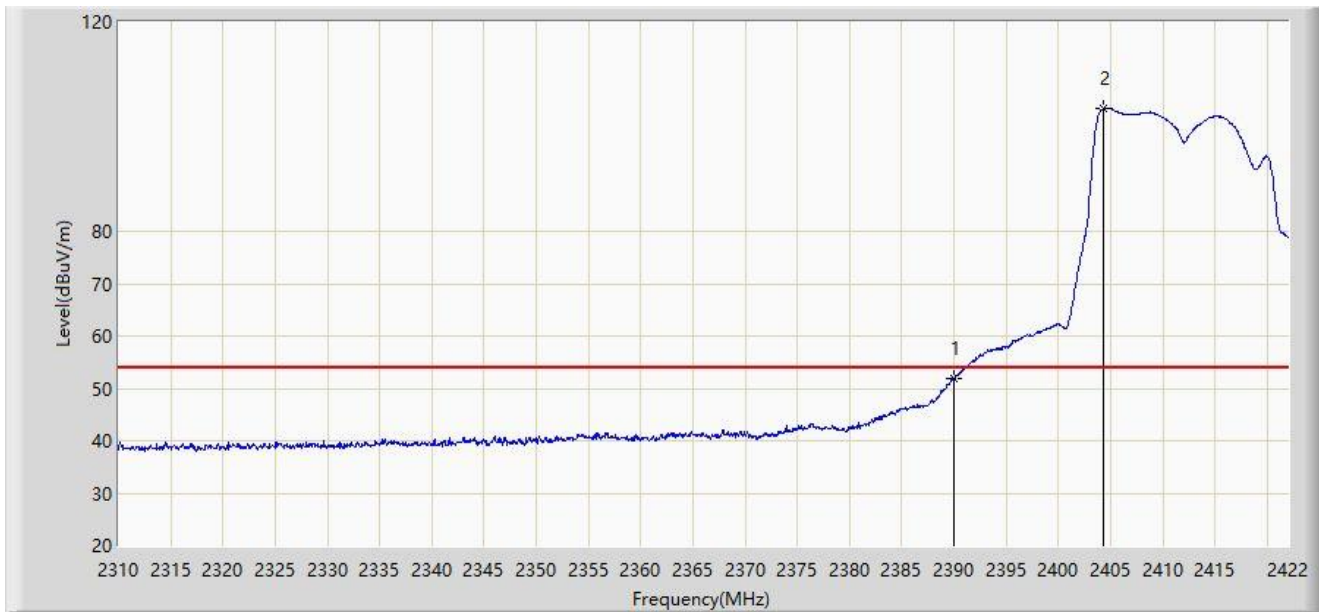
| No | Mark | Frequency (MHz) | Measure Level (dB μ V/m) | Reading Level (dB μ V) | Margin (dB) | Limit (dB μ V/m) | Factor (dB/m) | Type |
|----|------|-----------------|------------------------------|----------------------------|-------------|----------------------|---------------|------|
| 1 | * | 2389.632 | 68.353 | 37.827 | -5.647 | 74.000 | 30.525 | PK |
| 2 | | 2390.000 | 64.592 | 34.066 | -9.408 | 74.000 | 30.526 | PK |
| 3 | | 2411.136 | 114.641 | 84.083 | N/A | N/A | 30.558 | PK |

Note 1: " * ", means this data is the worst emission level.

Note 2: Measure Level (dB μ V/m) = Reading Level (dB μ V) + Factor (dB/m).

Note 3: Factor (dB/m) = Cable Loss (dB) + Antenna Factor (dB/m).

| | |
|---|-----------------------|
| Site: WZ-AC1 | Test Date: 2022-07-08 |
| Limit: FCC_2.4G_RE(3m) | Engineer: Carl Jiang |
| Probe: BBHA9120D_1167_1-18GHz | Polarity: Vertical |
| EUT: AX6000 Gigabit Wireless Extender | Power: AC 120V/60Hz |
| Test Mode: Transmit by 802.11g at 2412MHz | |



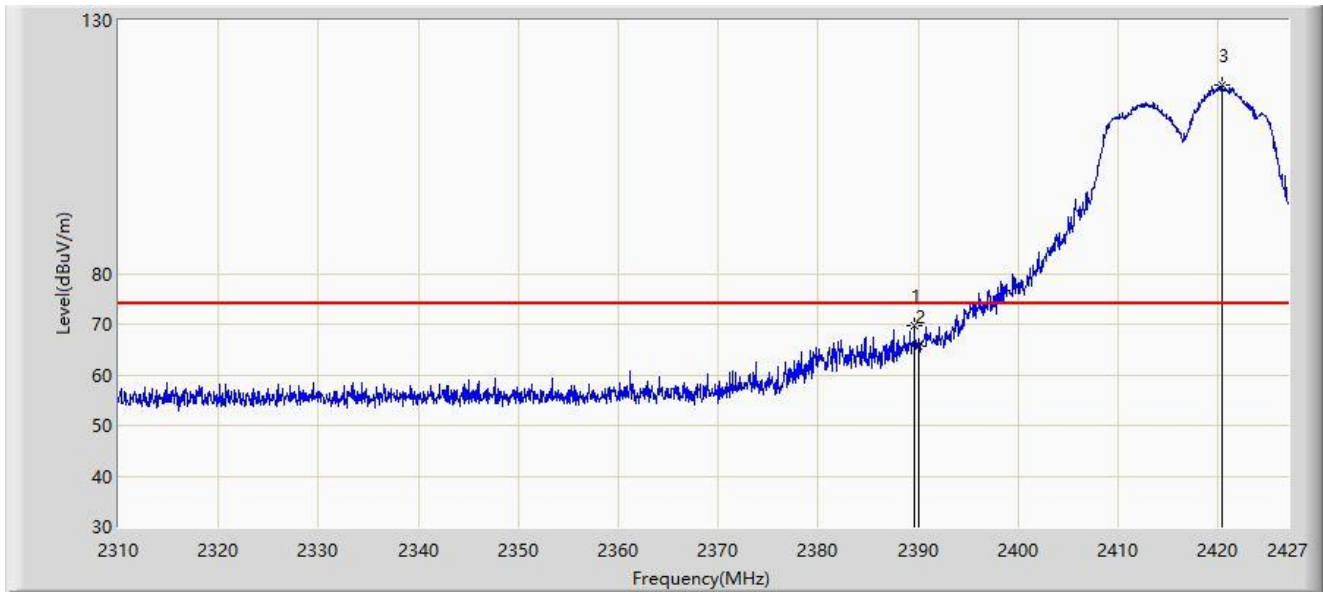
| No | Mark | Frequency (MHz) | Measure Level (dB μ V/m) | Reading Level (dB μ V) | Margin (dB) | Limit (dB μ V/m) | Factor (dB/m) | Type |
|----|------|-----------------|------------------------------|----------------------------|-------------|----------------------|---------------|------|
| 1 | * | 2390.000 | 51.760 | 21.234 | -2.240 | 54.000 | 30.526 | AV |
| 2 | | 2404.304 | 103.452 | 72.893 | N/A | N/A | 30.559 | AV |

Note 1: " * ", means this data is the worst emission level.

Note 2: Measure Level (dB μ V/m) = Reading Level (dB μ V) + Factor (dB/m).

Note 3: Factor (dB/m) = Cable Loss (dB) + Antenna Factor (dB/m).

| | |
|---|-----------------------|
| Site: WZ-AC2 | Test Date: 2022-07-28 |
| Limit: FCC_2.4G_RE(3m) | Engineer: Bob Zhang |
| Probe: BBHA9120D_1457_1-18GHz | Polarity: Horizontal |
| EUT: AX6000 Gigabit Wireless Extender | Power: AC 120V/60Hz |
| Test Mode: Transmit by 802.11g at 2417MHz | |



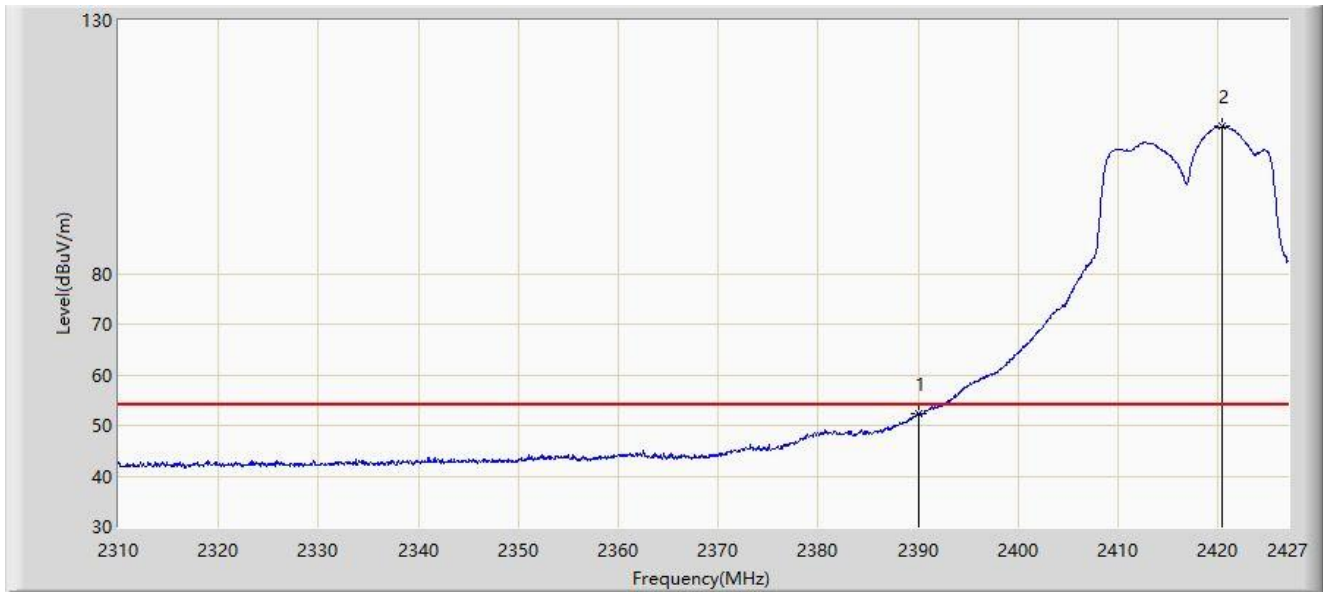
| No | Mark | Frequency (MHz) | Measure Level (dB μ V/m) | Reading Level (dB μ V) | Margin (dB) | Limit (dB μ V/m) | Factor (dB/m) | Type |
|----|------|-----------------|------------------------------|----------------------------|-------------|----------------------|---------------|------|
| 1 | * | 2389.618 | 69.775 | 38.340 | -4.225 | 74.000 | 31.436 | PK |
| 2 | | 2390.000 | 65.608 | 34.175 | -8.392 | 74.000 | 31.433 | PK |
| 3 | | 2420.389 | 117.282 | 85.945 | N/A | N/A | 31.337 | PK |

Note 1: " * ", means this data is the worst emission level.

Note 2: Measure Level (dB μ V/m) = Reading Level (dB μ V) + Factor (dB/m).

Note 3: Factor (dB/m) = Cable Loss (dB) + Antenna Factor (dB/m).

| | |
|---|-----------------------|
| Site: WZ-AC2 | Test Date: 2022-07-28 |
| Limit: FCC_2.4G_RE(3m) | Engineer: Bob Zhang |
| Probe: BBHA9120D_1457_1-18GHz | Polarity: Horizontal |
| EUT: AX6000 Gigabit Wireless Extender | Power: AC 120V/60Hz |
| Test Mode: Transmit by 802.11g at 2417MHz | |



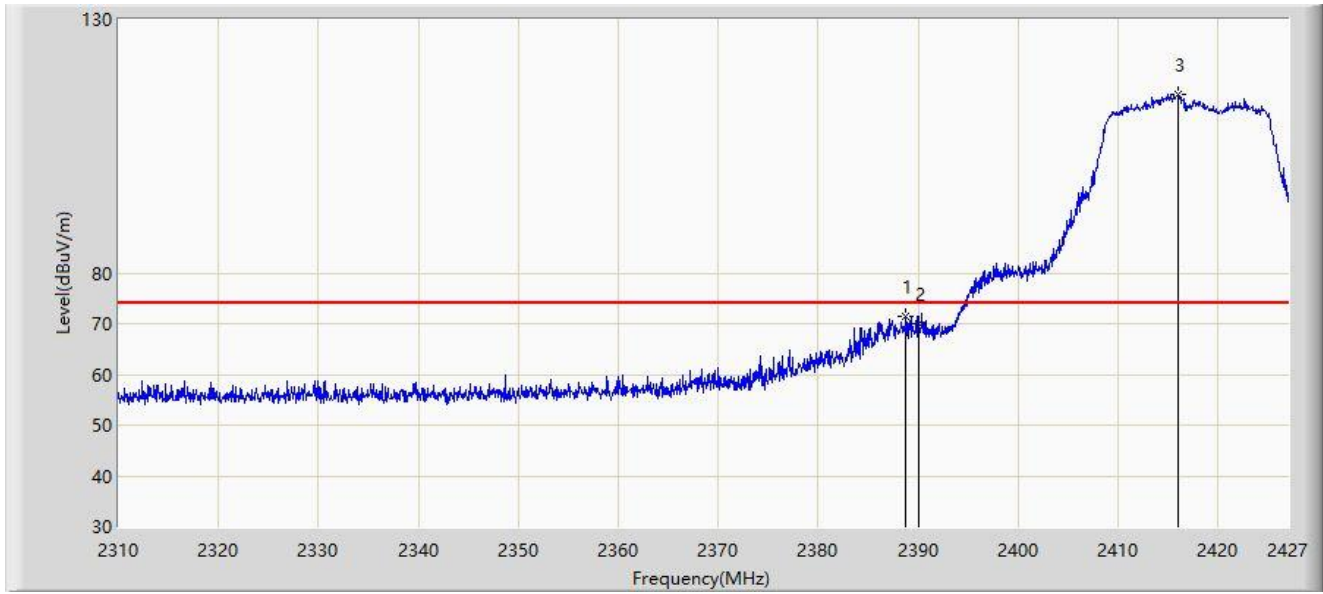
| No | Mark | Frequency (MHz) | Measure Level (dB μ V/m) | Reading Level (dB μ V) | Margin (dB) | Limit (dB μ V/m) | Factor (dB/m) | Type |
|----|------|-----------------|------------------------------|----------------------------|-------------|----------------------|---------------|------|
| 1 | * | 2390.000 | 52.386 | 20.953 | -1.614 | 54.000 | 31.433 | AV |
| 2 | | 2420.389 | 109.063 | 77.726 | N/A | N/A | 31.337 | AV |

Note 1: " * ", means this data is the worst emission level.

Note 2: Measure Level (dB μ V/m) = Reading Level (dB μ V) + Factor (dB/m).

Note 3: Factor (dB/m) = Cable Loss (dB) + Antenna Factor (dB/m).

| | |
|---|-----------------------|
| Site: WZ-AC2 | Test Date: 2022-08-16 |
| Limit: FCC_2.4G_RE(3m) | Engineer: Bob Zhang |
| Probe: BBHA9120D_1457_1-18GHz | Polarity: Vertical |
| EUT: AX6000 Gigabit Wireless Extender | Power: AC 120V/60Hz |
| Test Mode: Transmit by 802.11g at 2417MHz | |



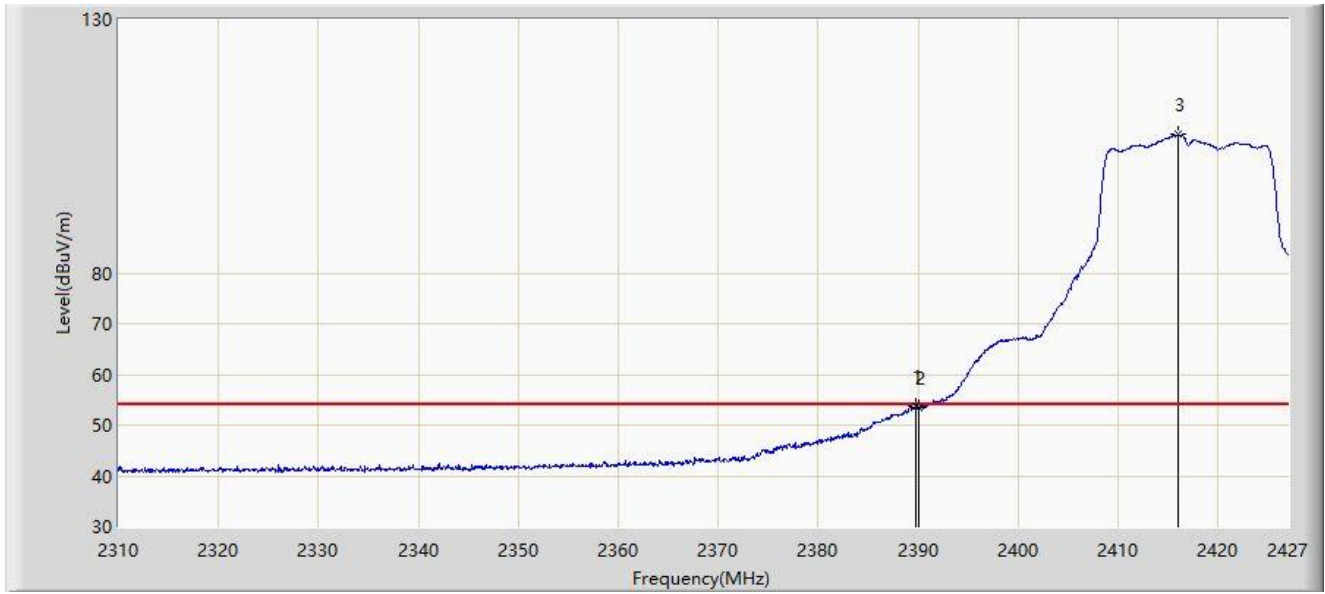
| No | Mark | Frequency (MHz) | Measure Level (dB μ V/m) | Reading Level (dB μ V) | Margin (dB) | Limit (dB μ V/m) | Factor (dB/m) | Type |
|----|------|-----------------|------------------------------|----------------------------|-------------|----------------------|---------------|------|
| 1 | * | 2388.800 | 71.342 | 39.903 | -2.658 | 74.000 | 31.439 | PK |
| 2 | | 2390.000 | 69.863 | 38.430 | -4.137 | 74.000 | 31.433 | PK |
| 3 | | 2416.061 | 115.306 | 83.958 | N/A | N/A | 31.349 | PK |

Note 1: " * ", means this data is the worst emission level.

Note 2: Measure Level (dB μ V/m) = Reading Level (dB μ V) + Factor (dB/m).

Note 3: Factor (dB/m) = Cable Loss (dB) + Antenna Factor (dB/m).

| | |
|---|-----------------------|
| Site: WZ-AC2 | Test Date: 2022-08-16 |
| Limit: FCC_2.4G_RE(3m) | Engineer: Bob Zhang |
| Probe: BBHA9120D_1457_1-18GHz | Polarity: Vertical |
| EUT: AX6000 Gigabit Wireless Extender | Power: AC 120V/60Hz |
| Test Mode: Transmit by 802.11g at 2417MHz | |



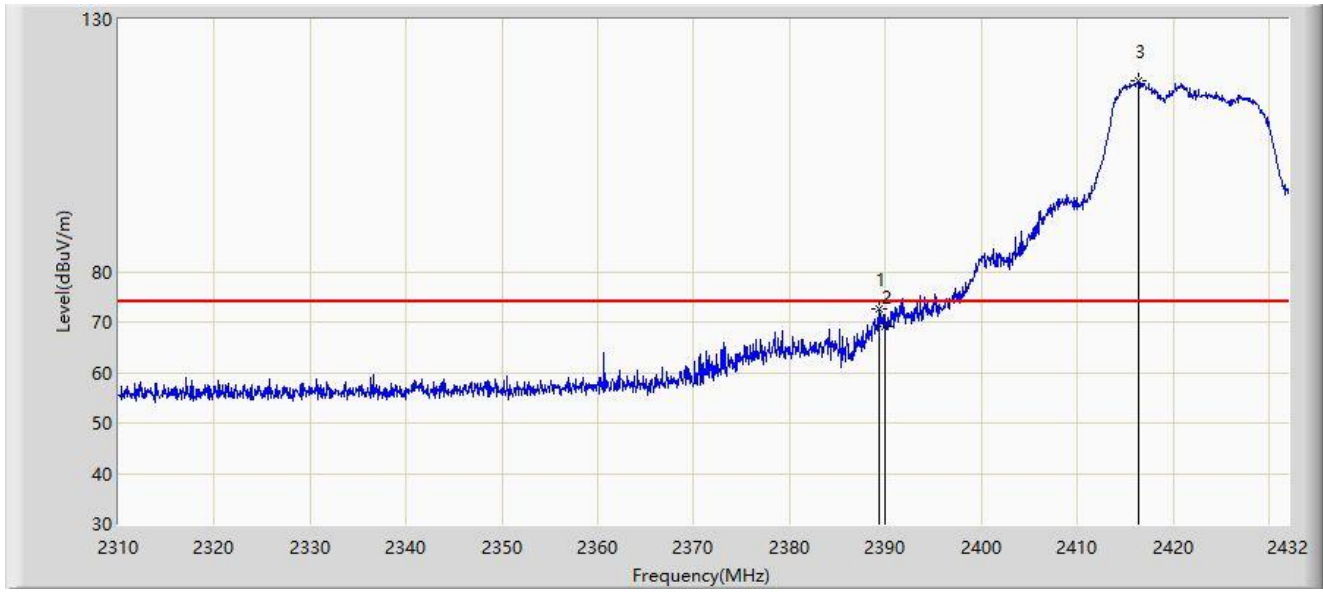
| No | Mark | Frequency (MHz) | Measure Level (dB μ V/m) | Reading Level (dB μ V) | Margin (dB) | Limit (dB μ V/m) | Factor (dB/m) | Type |
|----|------|-----------------|------------------------------|----------------------------|-------------|----------------------|---------------|------|
| 1 | * | 2389.794 | 53.815 | 22.381 | -0.185 | 54.000 | 31.434 | AV |
| 2 | | 2390.000 | 53.513 | 22.080 | -0.487 | 54.000 | 31.433 | AV |
| 3 | | 2416.002 | 107.296 | 75.947 | N/A | N/A | 31.349 | AV |

Note 1: " * ", means this data is the worst emission level.

Note 2: Measure Level (dB μ V/m) = Reading Level (dB μ V) + Factor (dB/m).

Note 3: Factor (dB/m) = Cable Loss (dB) + Antenna Factor (dB/m).

| | |
|---|-----------------------|
| Site: WZ-AC2 | Test Date: 2022-07-28 |
| Limit: FCC_2.4G_RE(3m) | Engineer: Bob Zhang |
| Probe: BBHA9120D_1457_1-18GHz | Polarity: Horizontal |
| EUT: AX6000 Gigabit Wireless Extender | Power: AC 120V/60Hz |
| Test Mode: Transmit by 802.11g at 2422MHz | |



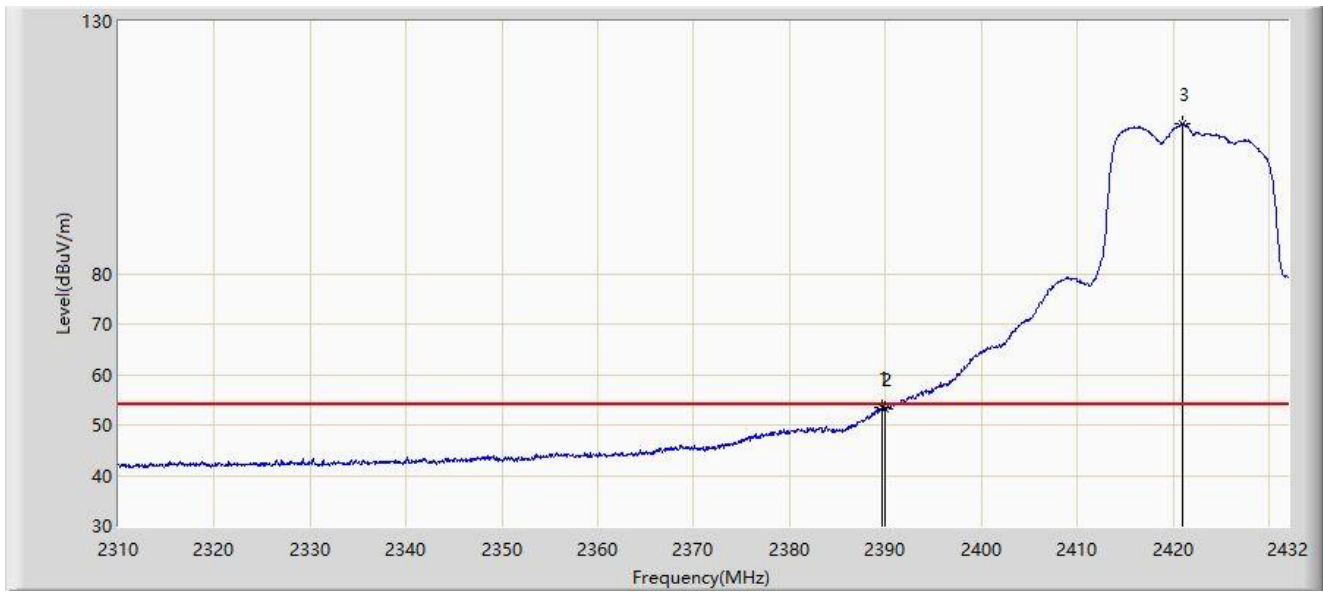
| No | Mark | Frequency (MHz) | Measure Level (dB μ V/m) | Reading Level (dB μ V) | Margin (dB) | Limit (dB μ V/m) | Factor (dB/m) | Type |
|----|------|-----------------|------------------------------|----------------------------|-------------|----------------------|---------------|------|
| 1 | * | 2389.361 | 72.567 | 41.131 | -1.433 | 74.000 | 31.437 | PK |
| 2 | | 2390.000 | 69.251 | 37.818 | -4.749 | 74.000 | 31.433 | PK |
| 3 | | 2416.445 | 117.765 | 86.418 | N/A | N/A | 31.348 | PK |

Note 1: " * ", means this data is the worst emission level.

Note 2: Measure Level (dB μ V/m) = Reading Level (dB μ V) + Factor (dB/m).

Note 3: Factor (dB/m) = Cable Loss (dB) + Antenna Factor (dB/m).

| | |
|---|-----------------------|
| Site: WZ-AC2 | Test Date: 2022-07-28 |
| Limit: FCC_2.4G_RE(3m) | Engineer: Bob Zhang |
| Probe: BBHA9120D_1457_1-18GHz | Polarity: Horizontal |
| EUT: AX6000 Gigabit Wireless Extender | Power: AC 120V/60Hz |
| Test Mode: Transmit by 802.11g at 2422MHz | |



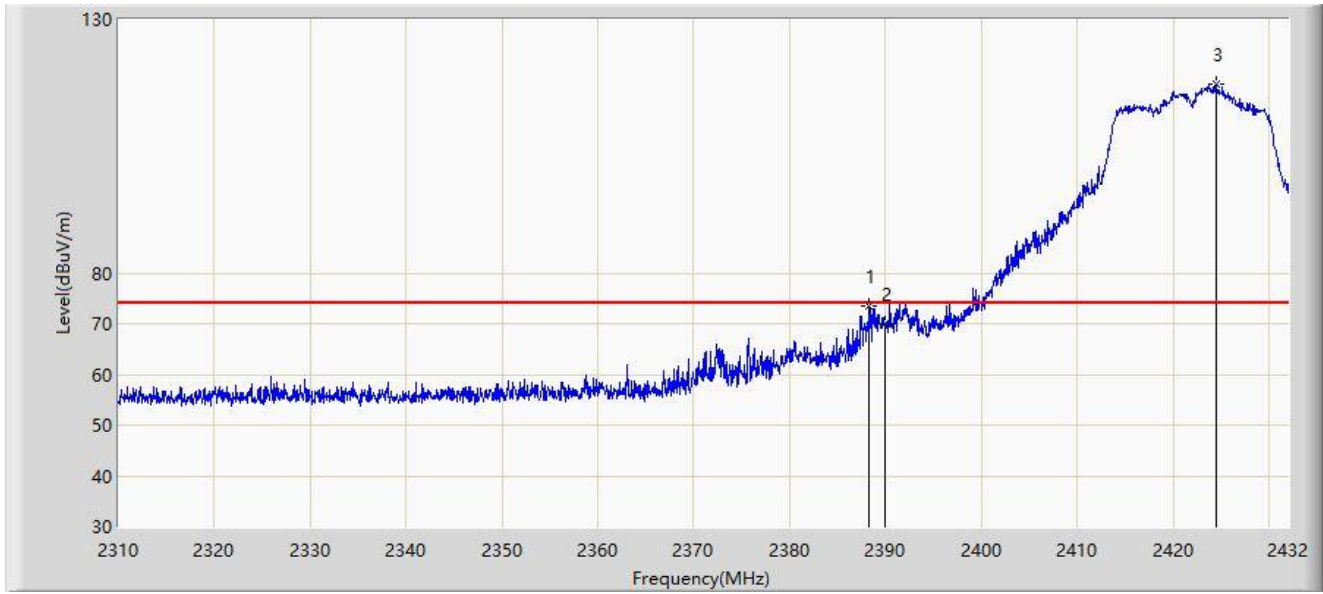
| No | Mark | Frequency (MHz) | Measure Level (dB μ V/m) | Reading Level (dB μ V) | Margin (dB) | Limit (dB μ V/m) | Factor (dB/m) | Type |
|----|------|-----------------|------------------------------|----------------------------|-------------|----------------------|---------------|------|
| 1 | * | 2389.666 | 53.485 | 22.050 | -0.515 | 54.000 | 31.435 | AV |
| 2 | | 2390.000 | 53.318 | 21.885 | -0.682 | 54.000 | 31.433 | AV |
| 3 | | 2420.959 | 109.665 | 78.329 | N/A | N/A | 31.336 | AV |

Note 1: " * ", means this data is the worst emission level.

Note 2: Measure Level (dB μ V/m) = Reading Level (dB μ V) + Factor (dB/m).

Note 3: Factor (dB/m) = Cable Loss (dB) + Antenna Factor (dB/m).

| | |
|---|-----------------------|
| Site: WZ-AC2 | Test Date: 2022-08-16 |
| Limit: FCC_2.4G_RE(3m) | Engineer: Bob Zhang |
| Probe: BBHA9120D_1457_1-18GHz | Polarity: Vertical |
| EUT: AX6000 Gigabit Wireless Extender | Power: AC 120V/60Hz |
| Test Mode: Transmit by 802.11g at 2422MHz | |



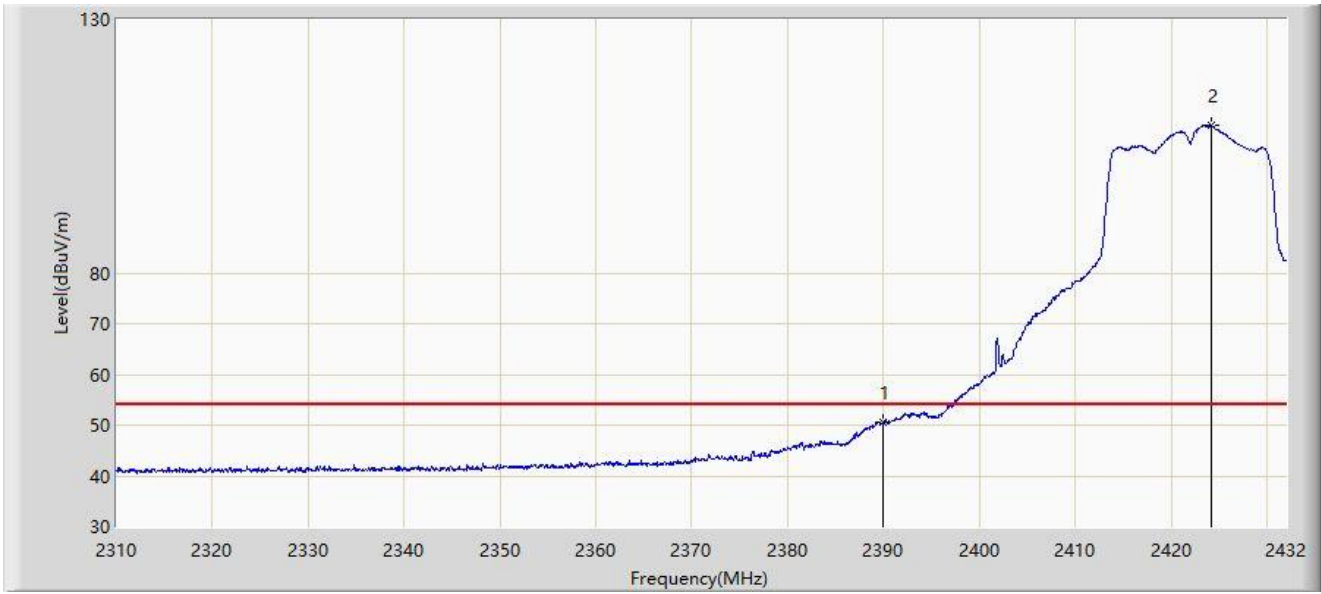
| No | Mark | Frequency (MHz) | Measure Level (dB μ V/m) | Reading Level (dB μ V) | Margin (dB) | Limit (dB μ V/m) | Factor (dB/m) | Type |
|----|------|-----------------|------------------------------|----------------------------|-------------|----------------------|---------------|------|
| 1 | * | 2388.324 | 73.426 | 41.985 | -0.574 | 74.000 | 31.442 | PK |
| 2 | | 2390.000 | 69.864 | 38.431 | -4.136 | 74.000 | 31.433 | PK |
| 3 | | 2424.436 | 117.199 | 85.869 | N/A | N/A | 31.330 | PK |

Note 1: " * ", means this data is the worst emission level.

Note 2: Measure Level (dB μ V/m) = Reading Level (dB μ V) + Factor (dB/m).

Note 3: Factor (dB/m) = Cable Loss (dB) + Antenna Factor (dB/m).

| | |
|---|-----------------------|
| Site: WZ-AC2 | Test Date: 2022-08-16 |
| Limit: FCC_2.4G_RE(3m) | Engineer: Bob Zhang |
| Probe: BBHA9120D_1457_1-18GHz | Polarity: Vertical |
| EUT: AX6000 Gigabit Wireless Extender | Power: AC 120V/60Hz |
| Test Mode: Transmit by 802.11g at 2422MHz | |



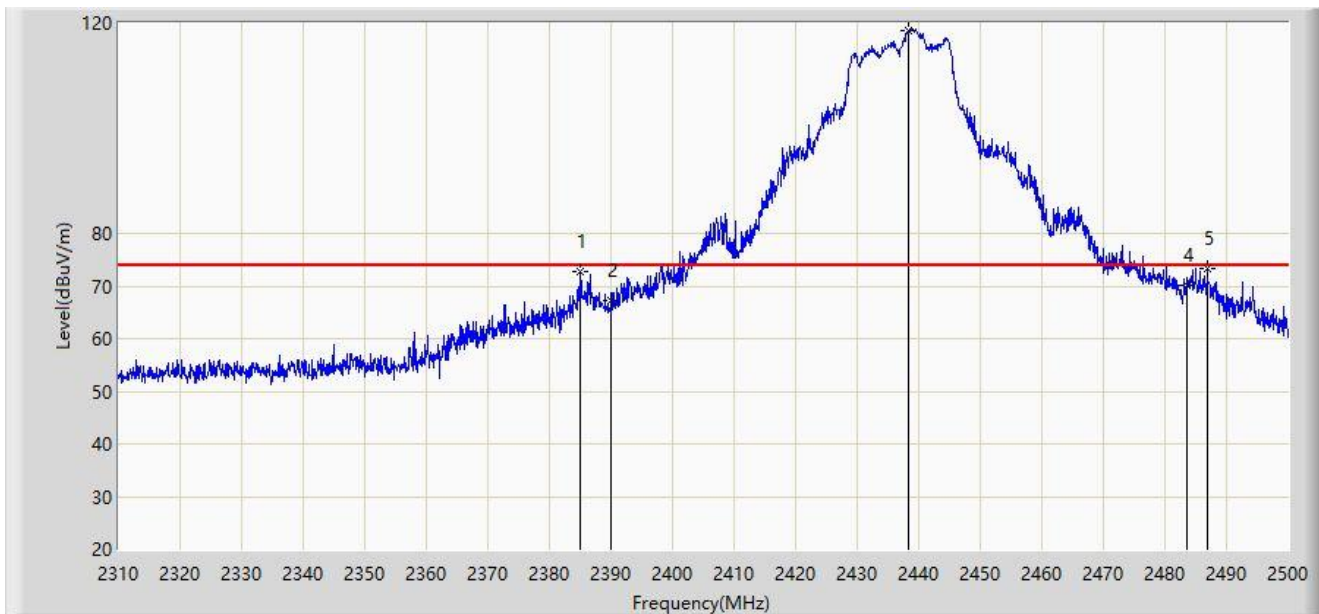
| No | Mark | Frequency (MHz) | Measure Level (dB μ V/m) | Reading Level (dB μ V) | Margin (dB) | Limit (dB μ V/m) | Factor (dB/m) | Type |
|----|------|-----------------|------------------------------|----------------------------|-------------|----------------------|---------------|------|
| 1 | * | 2390.000 | 50.712 | 19.279 | -3.288 | 54.000 | 31.433 | AV |
| 2 | | 2424.131 | 109.044 | 77.714 | N/A | N/A | 31.331 | AV |

Note 1: " * ", means this data is the worst emission level.

Note 2: Measure Level (dB μ V/m) = Reading Level (dB μ V) + Factor (dB/m).

Note 3: Factor (dB/m) = Cable Loss (dB) + Antenna Factor (dB/m).

| | |
|---|-----------------------|
| Site: WZ-AC1 | Test Date: 2022-07-27 |
| Limit: FCC_2.4G_RE(3m) | Engineer: Carl Jiang |
| Probe: BBHA9120D_1167_1-18GHz | Polarity: Horizontal |
| EUT: AX6000 Gigabit Wireless Extender | Power: AC 120V/60Hz |
| Test Mode: Transmit by 802.11g at 2437MHz | |



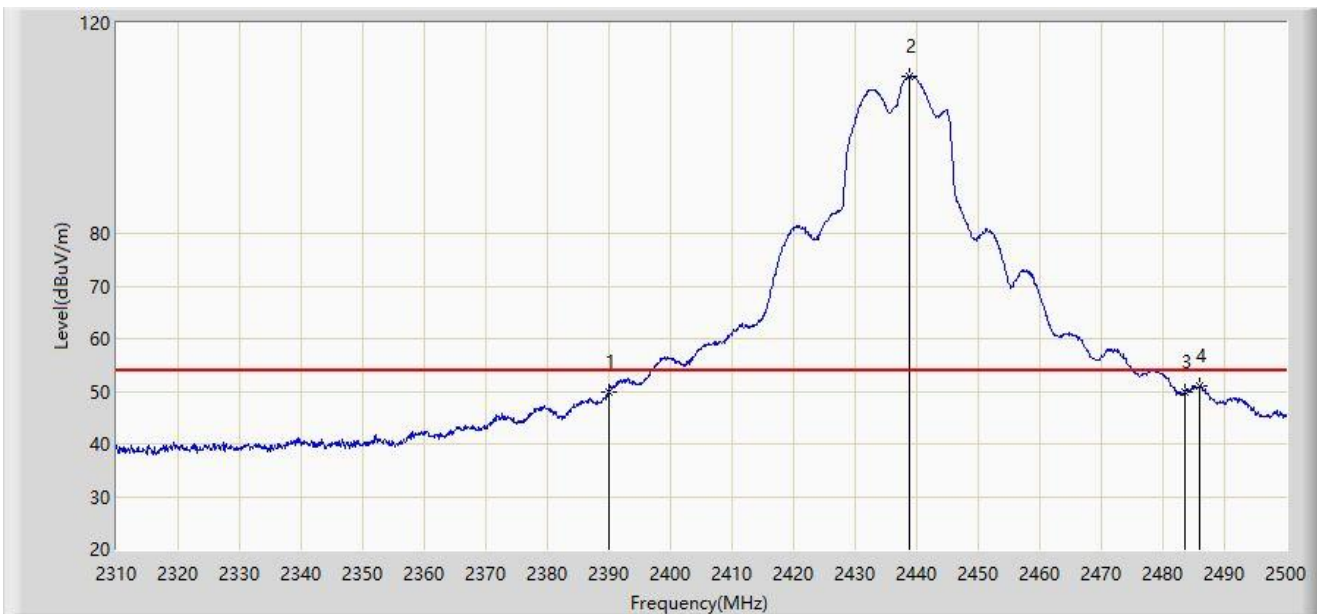
| No | Mark | Frequency (MHz) | Measure Level (dB μ V/m) | Reading Level (dB μ V) | Margin (dB) | Limit (dB μ V/m) | Factor (dB/m) | Type |
|----|------|-----------------|------------------------------|----------------------------|-------------|----------------------|---------------|------|
| 1 | | 2385.050 | 72.625 | 42.107 | -1.375 | 74.000 | 30.518 | PK |
| 2 | | 2390.000 | 67.107 | 36.581 | -6.893 | 74.000 | 30.526 | PK |
| 3 | | 2438.440 | 118.588 | 88.042 | N/A | N/A | 30.546 | PK |
| 4 | | 2483.500 | 70.275 | 39.571 | -3.725 | 74.000 | 30.704 | PK |
| 5 | * | 2486.890 | 73.448 | 42.742 | -0.552 | 74.000 | 30.706 | PK |

Note 1: " * ", means this data is the worst emission level.

Note 2: Measure Level (dB μ V/m) = Reading Level (dB μ V) + Factor (dB/m).

Note 3: Factor (dB/m) = Cable Loss (dB) + Antenna Factor (dB/m).

| | |
|---|-----------------------|
| Site: WZ-AC1 | Test Date: 2022-07-08 |
| Limit: FCC_2.4G_RE(3m) | Engineer: Carl Jiang |
| Probe: BBHA9120D_1167_1-18GHz | Polarity: Horizontal |
| EUT: AX6000 Gigabit Wireless Extender | Power: AC 120V/60Hz |
| Test Mode: Transmit by 802.11g at 2437MHz | |



| No | Mark | Frequency (MHz) | Measure Level (dB μ V/m) | Reading Level (dB μ V) | Margin (dB) | Limit (dB μ V/m) | Factor (dB/m) | Type |
|----|------|-----------------|------------------------------|----------------------------|-------------|----------------------|---------------|------|
| 1 | | 2390.000 | 49.898 | 19.372 | -4.102 | 54.000 | 30.526 | AV |
| 2 | | 2438.915 | 109.933 | 79.385 | N/A | N/A | 30.548 | AV |
| 3 | | 2483.500 | 49.963 | 19.260 | -4.037 | 54.000 | 30.704 | AV |
| 4 | * | 2486.035 | 50.906 | 20.201 | -3.094 | 54.000 | 30.705 | AV |

Note 1: " * ", means this data is the worst emission level.

Note 2: Measure Level (dB μ V/m) = Reading Level (dB μ V) + Factor (dB/m).

Note 3: Factor (dB/m) = Cable Loss (dB) + Antenna Factor (dB/m).

| | |
|---|-----------------------|
| Site: WZ-AC1 | Test Date: 2022-07-08 |
| Limit: FCC_2.4G_RE(3m) | Engineer: Carl Jiang |
| Probe: BBHA9120D_1167_1-18GHz | Polarity: Vertical |
| EUT: AX6000 Gigabit Wireless Extender | Power: AC 120V/60Hz |
| Test Mode: Transmit by 802.11g at 2437MHz | |



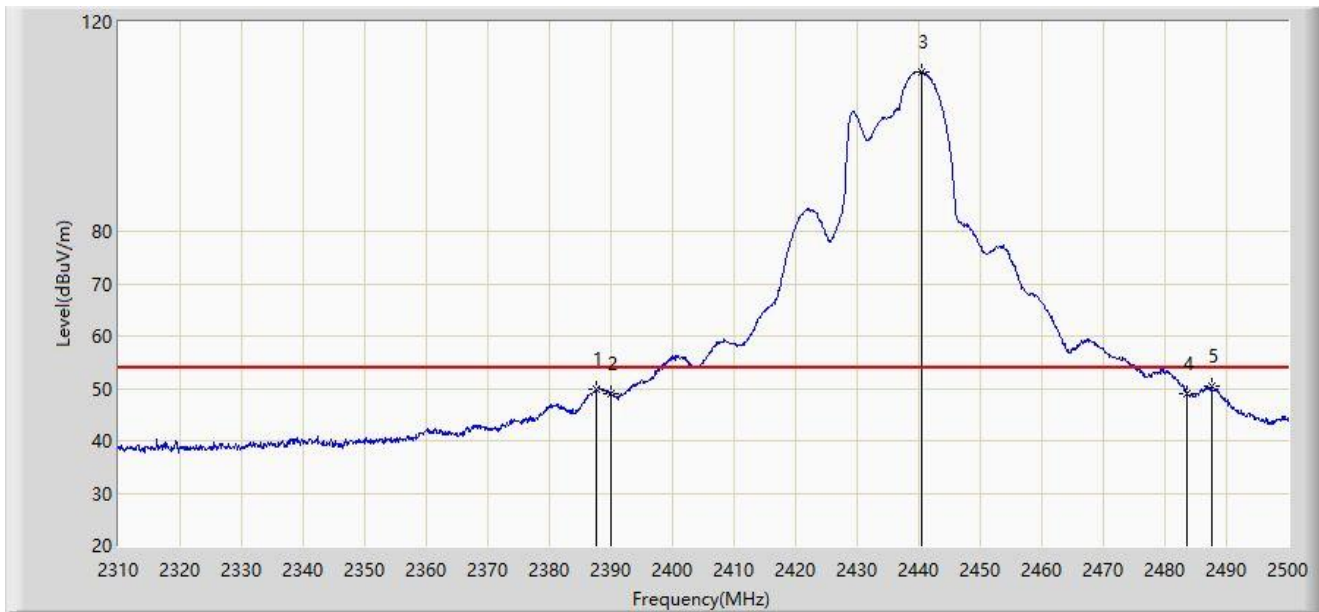
| No | Mark | Frequency (MHz) | Measure Level (dBμV/m) | Reading Level (dBμV) | Margin (dB) | Limit (dBμV/m) | Factor (dB/m) | Type |
|----|------|-----------------|------------------------|----------------------|-------------|----------------|---------------|------|
| 1 | * | 2387.235 | 70.355 | 39.834 | -3.645 | 74.000 | 30.521 | PK |
| 2 | | 2390.000 | 68.490 | 37.964 | -5.510 | 74.000 | 30.526 | PK |
| 3 | | 2440.055 | 119.844 | 89.293 | N/A | N/A | 30.552 | PK |
| 4 | | 2483.500 | 67.826 | 37.123 | -6.174 | 74.000 | 30.704 | PK |
| 5 | | 2484.515 | 69.745 | 39.041 | -4.255 | 74.000 | 30.704 | PK |

Note 1: " * ", means this data is the worst emission level.

Note 2: Measure Level (dBμV/m) = Reading Level (dBμV) + Factor (dB/m).

Note 3: Factor (dB/m) = Cable Loss (dB) + Antenna Factor (dB/m).

| | |
|---|-----------------------|
| Site: WZ-AC1 | Test Date: 2022-07-08 |
| Limit: FCC_2.4G_RE(3m) | Engineer: Carl Jiang |
| Probe: BBHA9120D_1167_1-18GHz | Polarity: Vertical |
| EUT: AX6000 Gigabit Wireless Extender | Power: AC 120V/60Hz |
| Test Mode: Transmit by 802.11g at 2437MHz | |



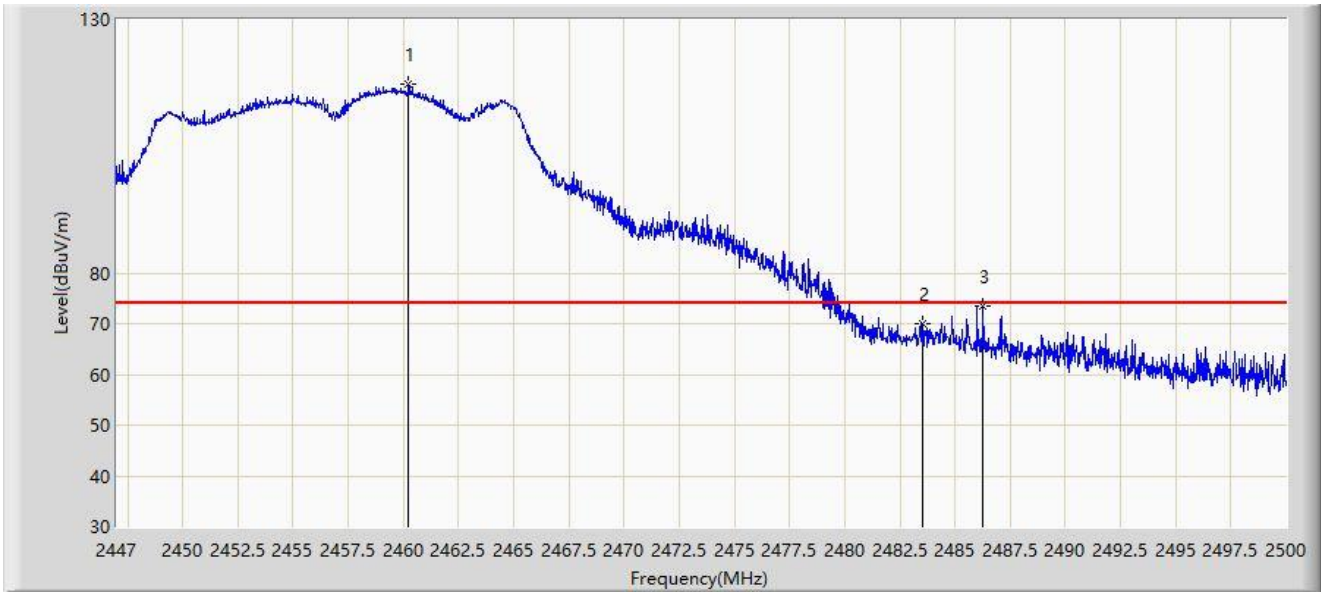
| No | Mark | Frequency (MHz) | Measure Level (dBμV/m) | Reading Level (dBμV) | Margin (dB) | Limit (dBμV/m) | Factor (dB/m) | Type |
|----|------|-----------------|------------------------|----------------------|-------------|----------------|---------------|------|
| 1 | | 2387.710 | 49.994 | 19.472 | -4.006 | 54.000 | 30.522 | AV |
| 2 | | 2390.000 | 48.967 | 18.441 | -5.033 | 54.000 | 30.526 | AV |
| 3 | | 2440.530 | 110.296 | 79.743 | N/A | N/A | 30.553 | AV |
| 4 | | 2483.500 | 49.109 | 18.406 | -4.891 | 54.000 | 30.704 | AV |
| 5 | * | 2487.555 | 50.360 | 19.654 | -3.640 | 54.000 | 30.706 | AV |

Note 1: " * ", means this data is the worst emission level.

Note 2: Measure Level (dBμV/m) = Reading Level (dBμV) + Factor (dB/m).

Note 3: Factor (dB/m) = Cable Loss (dB) + Antenna Factor (dB/m).

| | |
|---|-----------------------|
| Site: WZ-AC2 | Test Date: 2022-07-28 |
| Limit: FCC_2.4G_RE(3m) | Engineer: Bob Zhang |
| Probe: BBHA9120D_1457_1-18GHz | Polarity: Horizontal |
| EUT: AX6000 Gigabit Wireless Extender | Power: AC 120V/60Hz |
| Test Mode: Transmit by 802.11g at 2457MHz | |



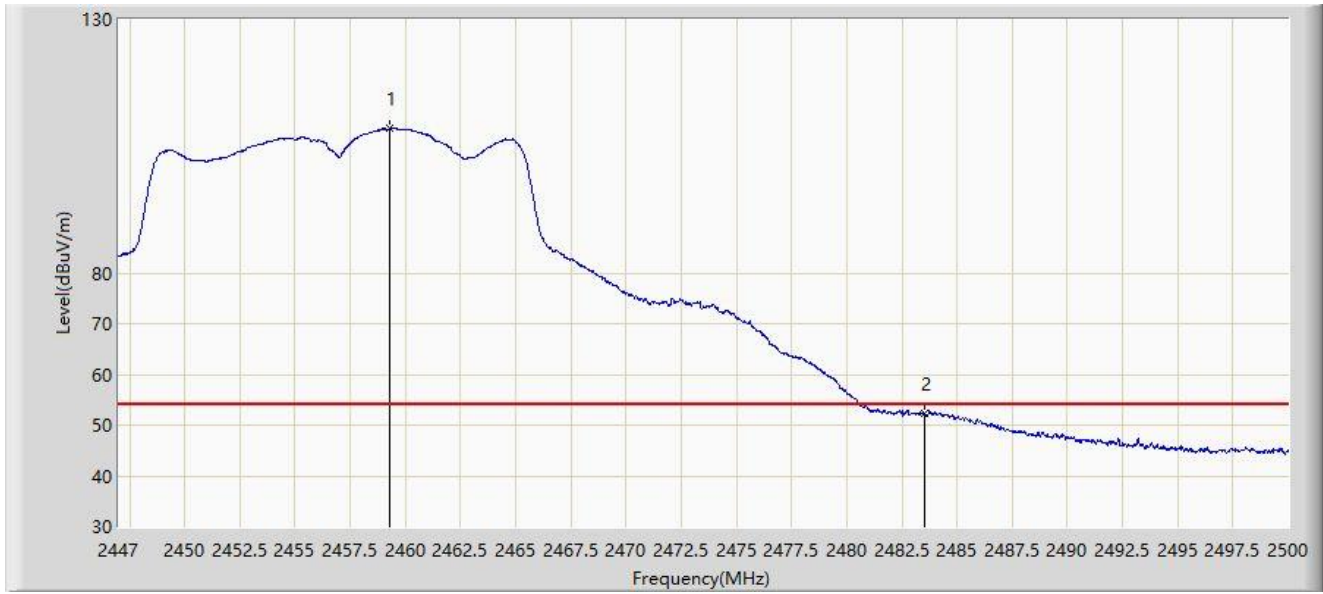
| No | Mark | Frequency (MHz) | Measure Level (dB μ V/m) | Reading Level (dB μ V) | Margin (dB) | Limit (dB μ V/m) | Factor (dB/m) | Type |
|----|------|-----------------|------------------------------|----------------------------|-------------|----------------------|---------------|------|
| 1 | | 2460.223 | 117.233 | 85.899 | N/A | N/A | 31.334 | PK |
| 2 | | 2483.500 | 70.011 | 38.696 | -3.989 | 74.000 | 31.315 | PK |
| 3 | * | 2486.273 | 73.403 | 42.083 | -0.597 | 74.000 | 31.320 | PK |

Note 1: " * ", means this data is the worst emission level.

Note 2: Measure Level (dB μ V/m) = Reading Level (dB μ V) + Factor (dB/m).

Note 3: Factor (dB/m) = Cable Loss (dB) + Antenna Factor (dB/m).

| | |
|---|-----------------------|
| Site: WZ-AC2 | Test Date: 2022-07-28 |
| Limit: FCC_2.4G_RE(3m) | Engineer: Bob Zhang |
| Probe: BBHA9120D_1457_1-18GHz | Polarity: Horizontal |
| EUT: AX6000 Gigabit Wireless Extender | Power: AC 120V/60Hz |
| Test Mode: Transmit by 802.11g at 2457MHz | |



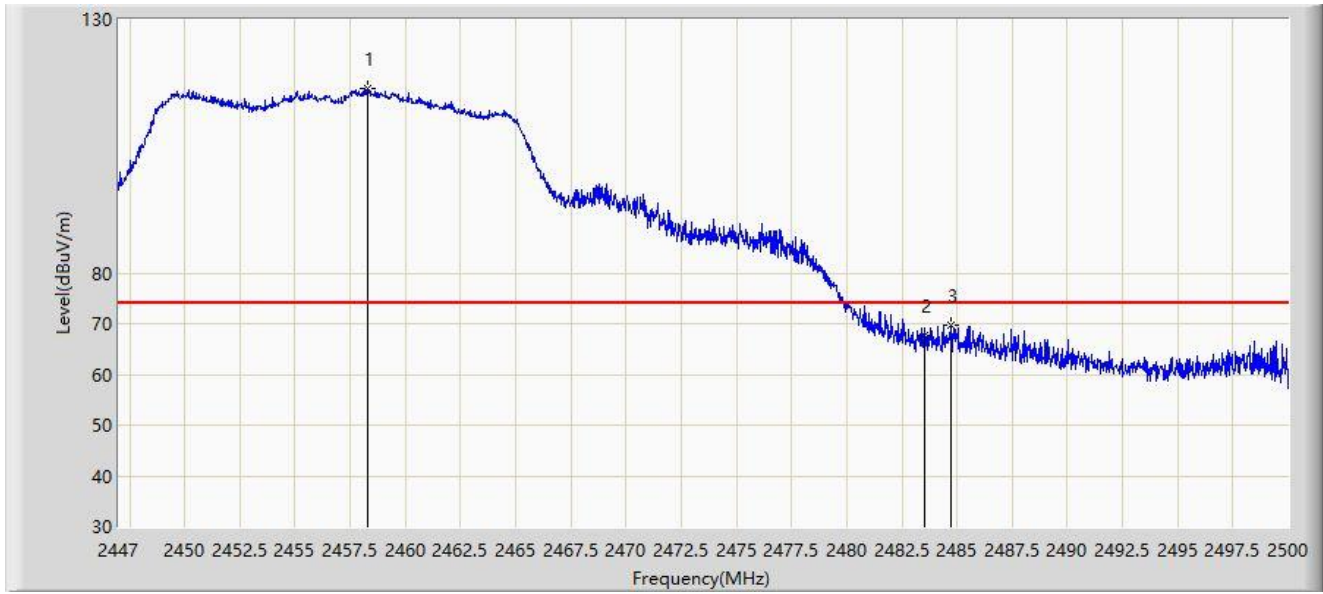
| No | Mark | Frequency (MHz) | Measure Level (dB μ V/m) | Reading Level (dB μ V) | Margin (dB) | Limit (dB μ V/m) | Factor (dB/m) | Type |
|----|------|-----------------|------------------------------|----------------------------|-------------|----------------------|---------------|------|
| 1 | | 2459.296 | 108.444 | 77.108 | N/A | N/A | 31.336 | AV |
| 2 | * | 2483.500 | 52.174 | 20.859 | -1.826 | 54.000 | 31.315 | AV |

Note 1: " * ", means this data is the worst emission level.

Note 2: Measure Level (dB μ V/m) = Reading Level (dB μ V) + Factor (dB/m).

Note 3: Factor (dB/m) = Cable Loss (dB) + Antenna Factor (dB/m).

| | |
|---|-----------------------|
| Site: WZ-AC2 | Test Date: 2022-08-16 |
| Limit: FCC_2.4G_RE(3m) | Engineer: Bob Zhang |
| Probe: BBHA9120D_1457_1-18GHz | Polarity: Vertical |
| EUT: AX6000 Gigabit Wireless Extender | Power: AC 120V/60Hz |
| Test Mode: Transmit by 802.11g at 2457MHz | |



| No | Mark | Frequency (MHz) | Measure Level (dB μ V/m) | Reading Level (dB μ V) | Margin (dB) | Limit (dB μ V/m) | Factor (dB/m) | Type |
|----|------|-----------------|------------------------------|----------------------------|-------------|----------------------|---------------|------|
| 1 | | 2458.262 | 116.241 | 84.902 | N/A | N/A | 31.338 | PK |
| 2 | | 2483.500 | 67.710 | 36.395 | -6.290 | 74.000 | 31.315 | PK |
| 3 | * | 2484.709 | 69.604 | 38.287 | -4.396 | 74.000 | 31.317 | PK |

Note 1: " * ", means this data is the worst emission level.

Note 2: Measure Level (dB μ V/m) = Reading Level (dB μ V) + Factor (dB/m).

Note 3: Factor (dB/m) = Cable Loss (dB) + Antenna Factor (dB/m).

| | |
|---|-----------------------|
| Site: WZ-AC2 | Test Date: 2022-08-16 |
| Limit: FCC_2.4G_RE(3m) | Engineer: Bob Zhang |
| Probe: BBHA9120D_1457_1-18GHz | Polarity: Vertical |
| EUT: AX6000 Gigabit Wireless Extender | Power: AC 120V/60Hz |
| Test Mode: Transmit by 802.11g at 2457MHz | |



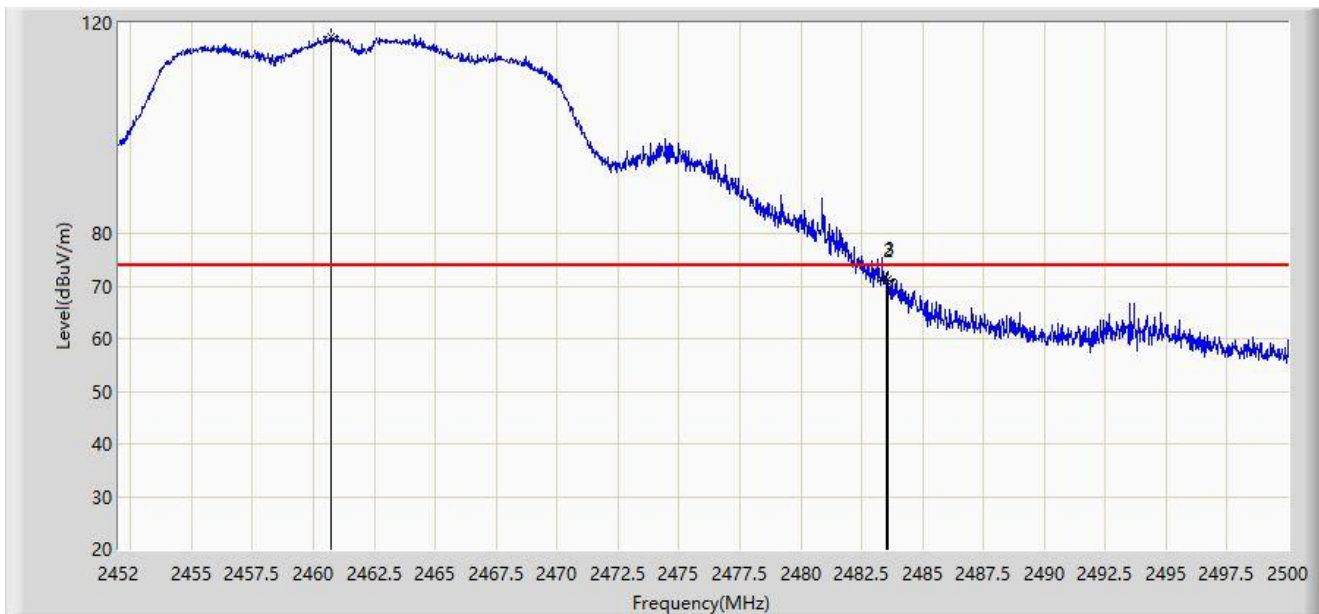
| No | Mark | Frequency (MHz) | Measure Level (dB μ V/m) | Reading Level (dB μ V) | Margin (dB) | Limit (dB μ V/m) | Factor (dB/m) | Type |
|----|------|-----------------|------------------------------|----------------------------|-------------|----------------------|---------------|------|
| 1 | | 2449.597 | 107.493 | 76.161 | N/A | N/A | 31.333 | AV |
| 2 | * | 2483.500 | 49.466 | 18.151 | -4.534 | 54.000 | 31.315 | AV |

Note 1: " * ", means this data is the worst emission level.

Note 2: Measure Level (dB μ V/m) = Reading Level (dB μ V) + Factor (dB/m).

Note 3: Factor (dB/m) = Cable Loss (dB) + Antenna Factor (dB/m).

| | |
|---|-----------------------|
| Site: WZ-AC1 | Test Date: 2022-07-08 |
| Limit: FCC_2.4G_RE(3m) | Engineer: Carl Jiang |
| Probe: BBHA9120D_1167_1-18GHz | Polarity: Horizontal |
| EUT: AX6000 Gigabit Wireless Extender | Power: AC 120V/60Hz |
| Test Mode: Transmit by 802.11g at 2462MHz | |



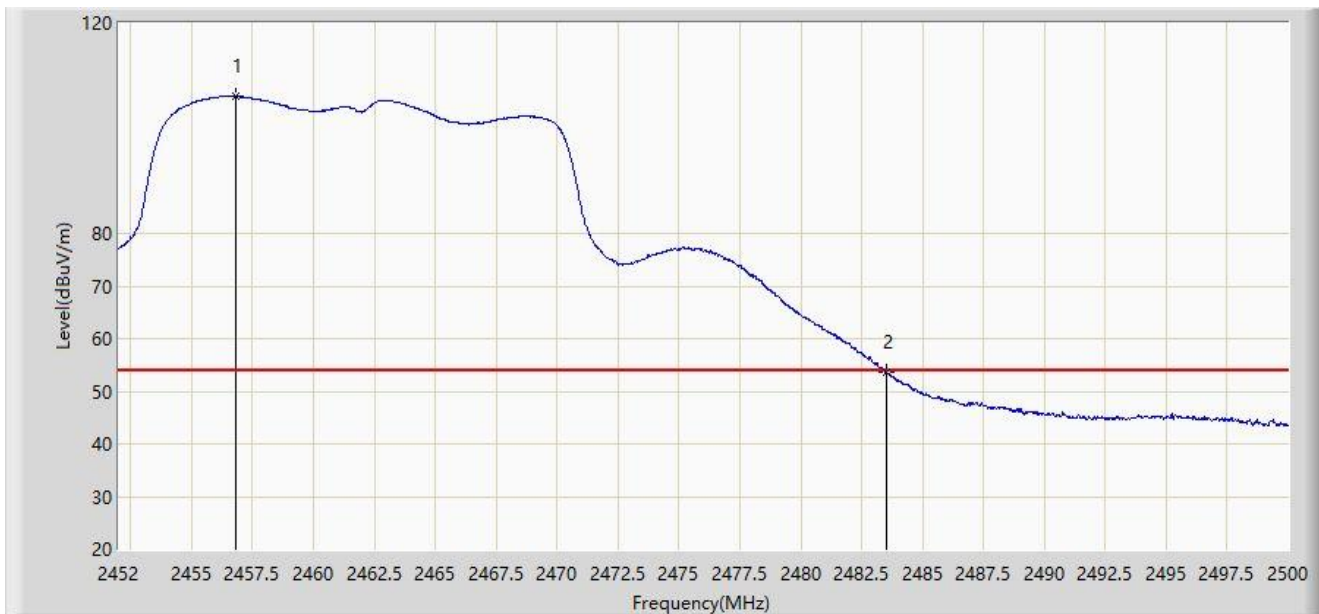
| No | Mark | Frequency (MHz) | Measure Level (dB μ V/m) | Reading Level (dB μ V) | Margin (dB) | Limit (dB μ V/m) | Factor (dB/m) | Type |
|----|------|-----------------|------------------------------|----------------------------|-------------|----------------------|---------------|------|
| 1 | | 2460.712 | 117.365 | 86.735 | N/A | N/A | 30.629 | PK |
| 2 | | 2483.500 | 70.997 | 40.294 | -3.003 | 74.000 | 30.704 | PK |
| 3 | * | 2483.608 | 71.396 | 40.692 | -2.604 | 74.000 | 30.704 | PK |

Note 1: " * ", means this data is the worst emission level.

Note 2: Measure Level (dB μ V/m) = Reading Level (dB μ V) + Factor (dB/m).

Note 3: Factor (dB/m) = Cable Loss (dB) + Antenna Factor (dB/m).

| | |
|---|-----------------------|
| Site: WZ-AC1 | Test Date: 2022-07-08 |
| Limit: FCC_2.4G_RE(3m) | Engineer: Carl Jiang |
| Probe: BBHA9120D_1167_1-18GHz | Polarity: Horizontal |
| EUT: AX6000 Gigabit Wireless Extender | Power: AC 120V/60Hz |
| Test Mode: Transmit by 802.11g at 2462MHz | |



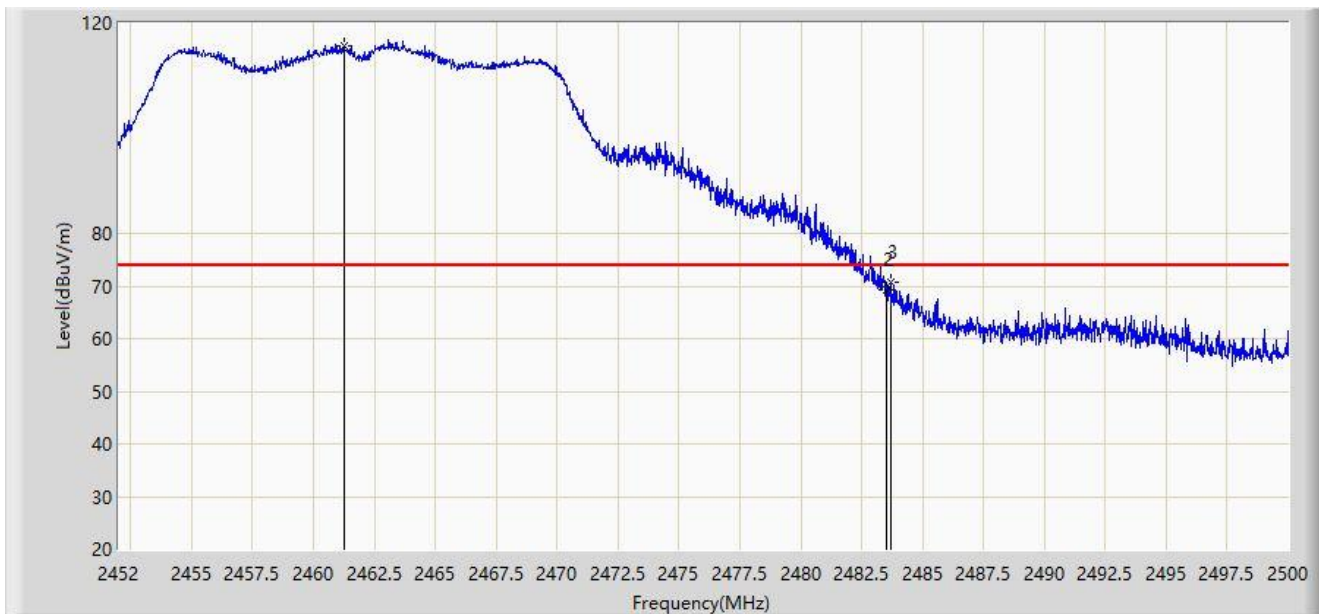
| No | Mark | Frequency (MHz) | Measure Level (dB μ V/m) | Reading Level (dB μ V) | Margin (dB) | Limit (dB μ V/m) | Factor (dB/m) | Type |
|----|------|-----------------|------------------------------|----------------------------|-------------|----------------------|---------------|------|
| 1 | | 2456.824 | 106.050 | 75.439 | N/A | N/A | 30.611 | AV |
| 2 | * | 2483.500 | 53.519 | 22.815 | -0.481 | 54.000 | 30.704 | AV |

Note 1: " * ", means this data is the worst emission level.

Note 2: Measure Level (dB μ V/m) = Reading Level (dB μ V) + Factor (dB/m).

Note 3: Factor (dB/m) = Cable Loss (dB) + Antenna Factor (dB/m).

| | |
|---|-----------------------|
| Site: WZ-AC1 | Test Date: 2022-07-08 |
| Limit: FCC_2.4G_RE(3m) | Engineer: Carl Jiang |
| Probe: BBHA9120D_1167_1-18GHz | Polarity: Vertical |
| EUT: AX6000 Gigabit Wireless Extender | Power: AC 120V/60Hz |
| Test Mode: Transmit by 802.11g at 2462MHz | |



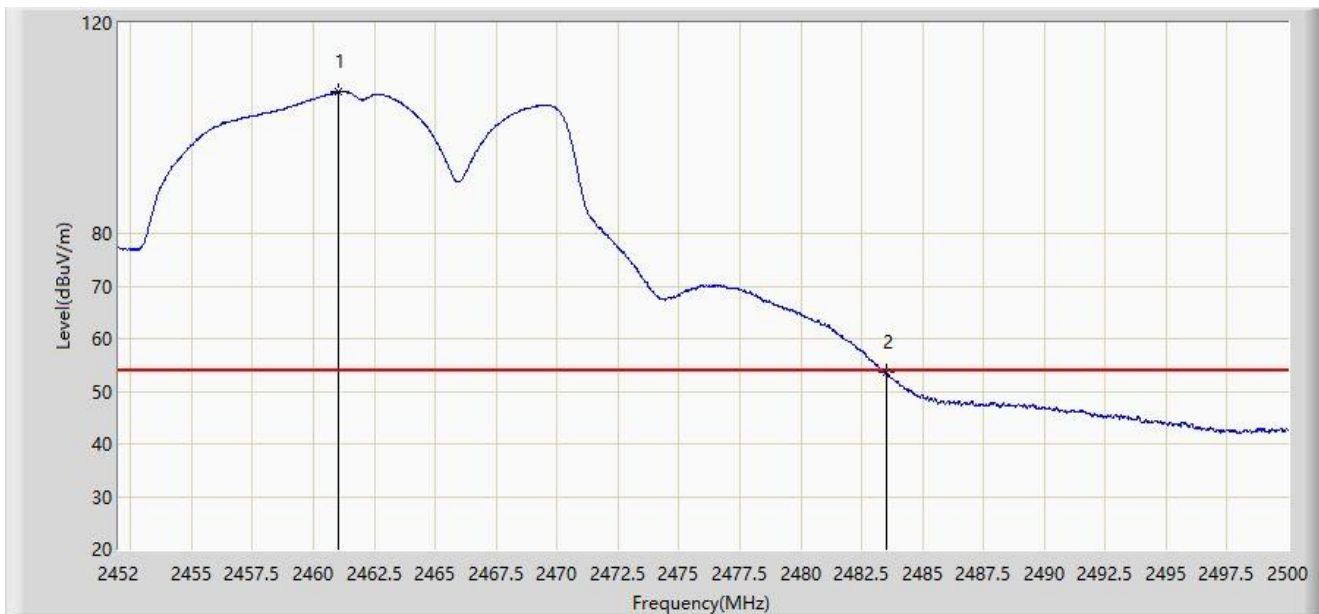
| No | Mark | Frequency (MHz) | Measure Level (dB μ V/m) | Reading Level (dB μ V) | Margin (dB) | Limit (dB μ V/m) | Factor (dB/m) | Type |
|----|------|-----------------|------------------------------|----------------------------|-------------|----------------------|---------------|------|
| 1 | | 2461.240 | 115.629 | 84.997 | N/A | N/A | 30.632 | PK |
| 2 | | 2483.500 | 69.276 | 38.573 | -4.724 | 74.000 | 30.704 | PK |
| 3 | * | 2483.704 | 70.646 | 39.942 | -3.354 | 74.000 | 30.704 | PK |

Note 1: " * ", means this data is the worst emission level.

Note 2: Measure Level (dB μ V/m) = Reading Level (dB μ V) + Factor (dB/m).

Note 3: Factor (dB/m) = Cable Loss (dB) + Antenna Factor (dB/m).

| | |
|---|-----------------------|
| Site: WZ-AC1 | Test Date: 2022-07-08 |
| Limit: FCC_2.4G_RE(3m) | Engineer: Carl Jiang |
| Probe: BBHA9120D_1167_1-18GHz | Polarity: Vertical |
| EUT: AX6000 Gigabit Wireless Extender | Power: AC 120V/60Hz |
| Test Mode: Transmit by 802.11g at 2462MHz | |



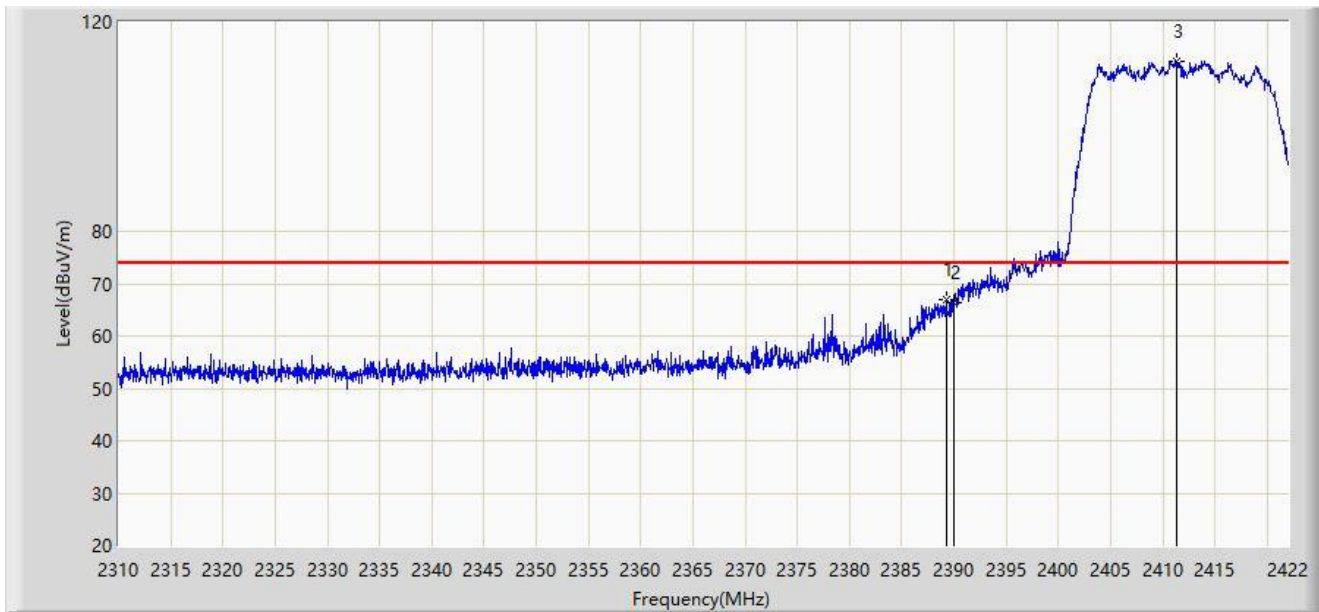
| No | Mark | Frequency (MHz) | Measure Level (dB μ V/m) | Reading Level (dB μ V) | Margin (dB) | Limit (dB μ V/m) | Factor (dB/m) | Type |
|----|------|-----------------|------------------------------|----------------------------|-------------|----------------------|---------------|------|
| 1 | | 2461.000 | 106.849 | 76.218 | N/A | N/A | 30.631 | AV |
| 2 | * | 2483.500 | 53.512 | 22.809 | -0.488 | 54.000 | 30.704 | AV |

Note 1: " * ", means this data is the worst emission level.

Note 2: Measure Level (dB μ V/m) = Reading Level (dB μ V) + Factor (dB/m).

Note 3: Factor (dB/m) = Cable Loss (dB) + Antenna Factor (dB/m).

| | |
|--|-----------------------|
| Site: WZ-AC1 | Test Date: 2022-07-08 |
| Limit: FCC_2.4G_RE(3m) | Engineer: Carl Jiang |
| Probe: BBHA9120D_1167_1-18GHz | Polarity: Horizontal |
| EUT: AX6000 Gigabit Wireless Extender | Power: AC 120V/60Hz |
| Test Mode: Transmit by 802.11n-HT20 at 2412MHz | |



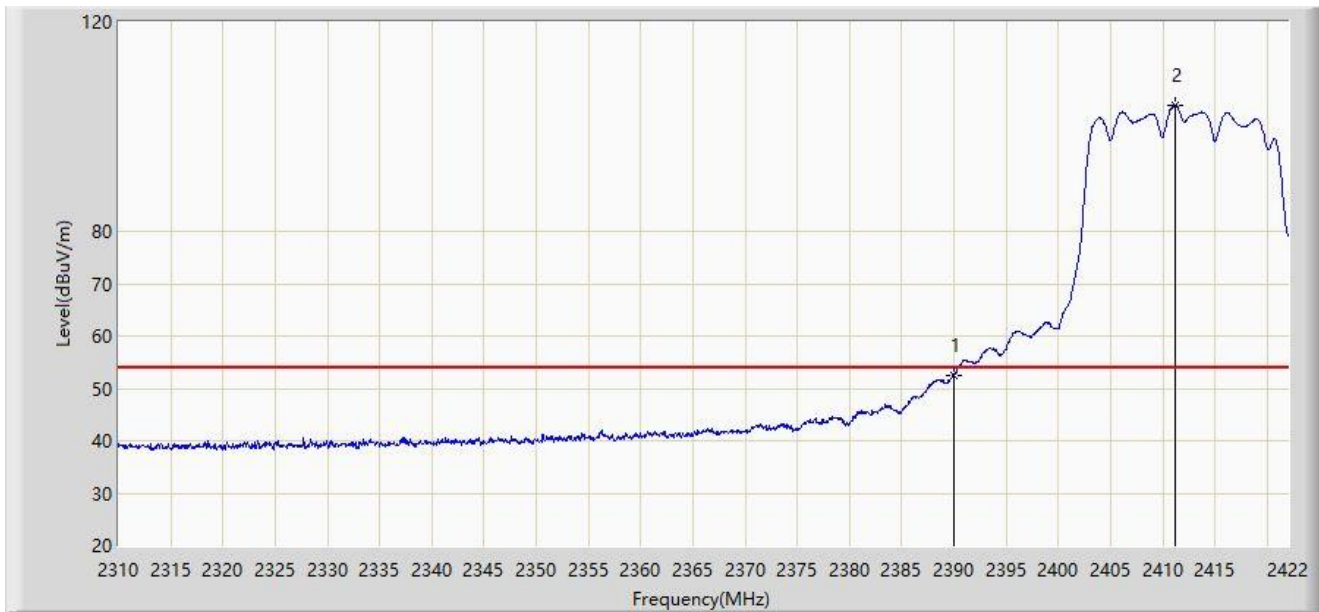
| No | Mark | Frequency (MHz) | Measure Level (dB μ V/m) | Reading Level (dB μ V) | Margin (dB) | Limit (dB μ V/m) | Factor (dB/m) | Type |
|----|------|-----------------|------------------------------|----------------------------|-------------|----------------------|---------------|------|
| 1 | * | 2389.296 | 66.902 | 36.377 | -7.098 | 74.000 | 30.525 | PK |
| 2 | | 2390.000 | 66.491 | 35.965 | -7.509 | 74.000 | 30.526 | PK |
| 3 | | 2411.360 | 112.423 | 81.865 | N/A | N/A | 30.558 | PK |

Note 1: " * ", means this data is the worst emission level.

Note 2: Measure Level (dB μ V/m) = Reading Level (dB μ V) + Factor (dB/m).

Note 3: Factor (dB/m) = Cable Loss (dB) + Antenna Factor (dB/m).

| | |
|--|-----------------------|
| Site: WZ-AC1 | Test Date: 2022-07-08 |
| Limit: FCC_2.4G_RE(3m) | Engineer: Carl Jiang |
| Probe: BBHA9120D_1167_1-18GHz | Polarity: Horizontal |
| EUT: AX6000 Gigabit Wireless Extender | Power: AC 120V/60Hz |
| Test Mode: Transmit by 802.11n-HT20 at 2412MHz | |



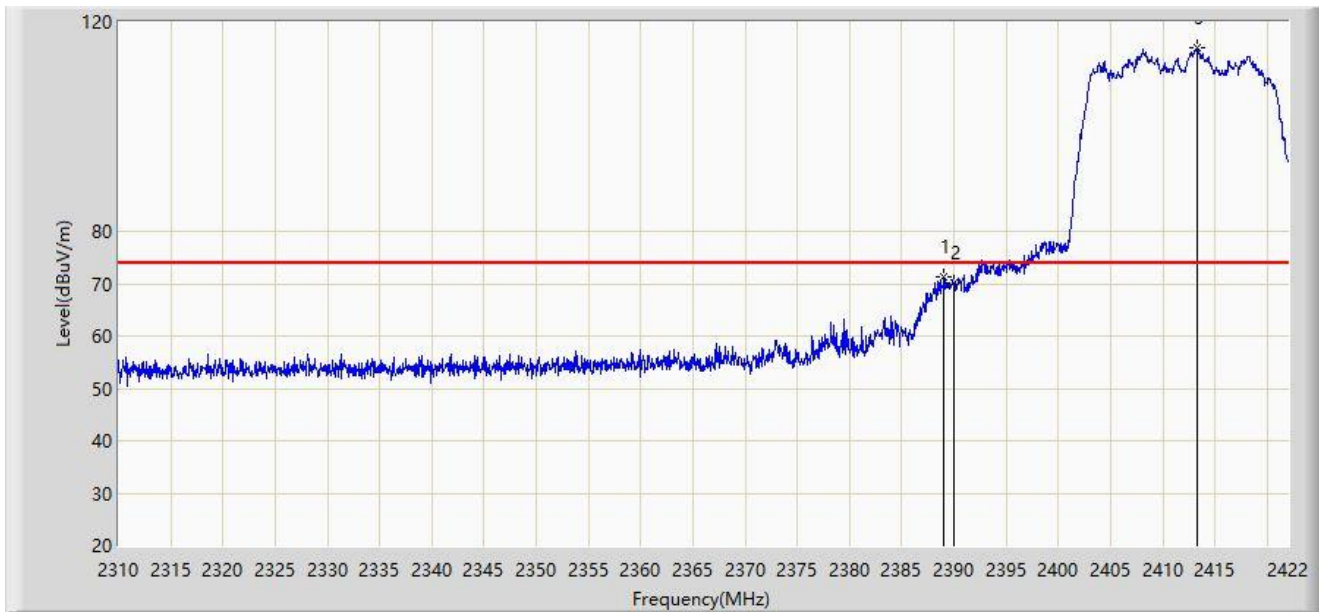
| No | Mark | Frequency (MHz) | Measure Level (dB μ V/m) | Reading Level (dB μ V) | Margin (dB) | Limit (dB μ V/m) | Factor (dB/m) | Type |
|----|------|-----------------|------------------------------|----------------------------|-------------|----------------------|---------------|------|
| 1 | * | 2390.000 | 52.588 | 22.062 | -1.412 | 54.000 | 30.526 | AV |
| 2 | | 2411.136 | 104.139 | 73.581 | N/A | N/A | 30.558 | AV |

Note 1: " * ", means this data is the worst emission level.

Note 2: Measure Level (dB μ V/m) = Reading Level (dB μ V) + Factor (dB/m).

Note 3: Factor (dB/m) = Cable Loss (dB) + Antenna Factor (dB/m).

| | |
|--|-----------------------|
| Site: WZ-AC1 | Test Date: 2022-07-08 |
| Limit: FCC_2.4G_RE(3m) | Engineer: Carl Jiang |
| Probe: BBHA9120D_1167_1-18GHz | Polarity: Vertical |
| EUT: AX6000 Gigabit Wireless Extender | Power: AC 120V/60Hz |
| Test Mode: Transmit by 802.11n-HT20 at 2412MHz | |



| No | Mark | Frequency (MHz) | Measure Level (dB μ V/m) | Reading Level (dB μ V) | Margin (dB) | Limit (dB μ V/m) | Factor (dB/m) | Type |
|----|------|-----------------|------------------------------|----------------------------|-------------|----------------------|---------------|------|
| 1 | * | 2389.016 | 71.346 | 40.821 | -2.654 | 74.000 | 30.525 | PK |
| 2 | | 2390.000 | 70.033 | 39.507 | -3.967 | 74.000 | 30.526 | PK |
| 3 | | 2413.264 | 115.149 | 84.591 | N/A | N/A | 30.558 | PK |

Note 1: " * ", means this data is the worst emission level.

Note 2: Measure Level (dB μ V/m) = Reading Level (dB μ V) + Factor (dB/m).

Note 3: Factor (dB/m) = Cable Loss (dB) + Antenna Factor (dB/m).

| | |
|--|-----------------------|
| Site: WZ-AC1 | Test Date: 2022-07-08 |
| Limit: FCC_2.4G_RE(3m) | Engineer: Carl Jiang |
| Probe: BBHA9120D_1167_1-18GHz | Polarity: Vertical |
| EUT: AX6000 Gigabit Wireless Extender | Power: AC 120V/60Hz |
| Test Mode: Transmit by 802.11n-HT20 at 2412MHz | |



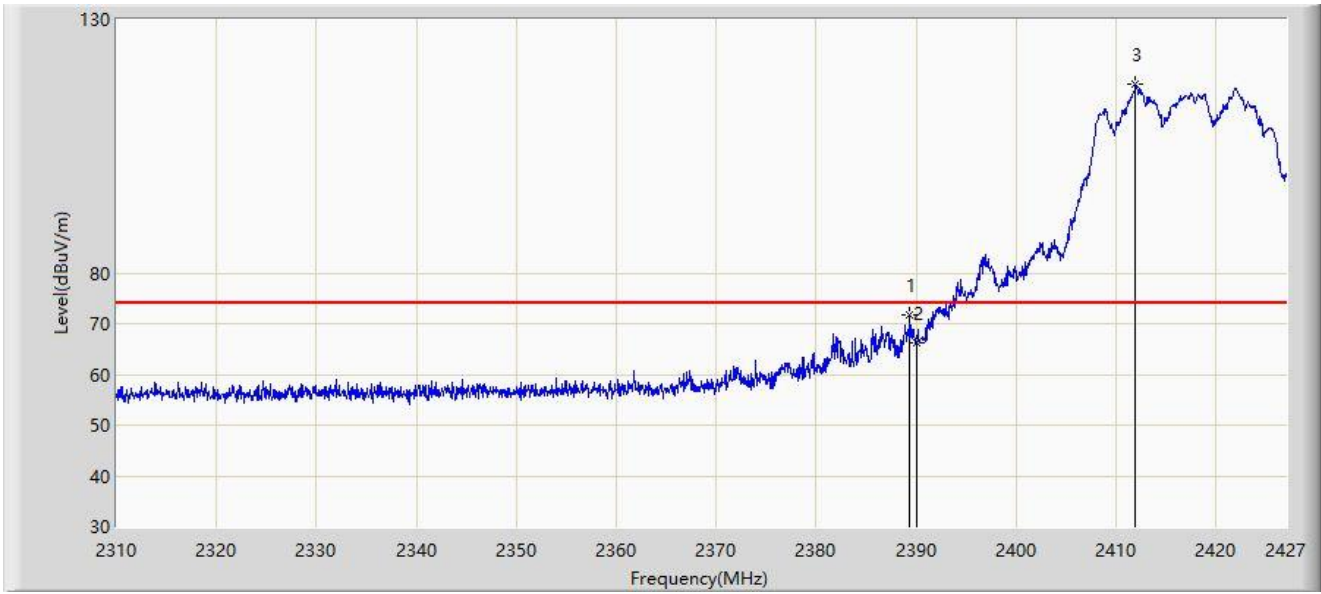
| No | Mark | Frequency (MHz) | Measure Level (dB μ V/m) | Reading Level (dB μ V) | Margin (dB) | Limit (dB μ V/m) | Factor (dB/m) | Type |
|----|------|-----------------|------------------------------|----------------------------|-------------|----------------------|---------------|------|
| 1 | * | 2390.000 | 53.866 | 23.340 | -0.134 | 54.000 | 30.526 | AV |
| 2 | | 2413.040 | 104.982 | 74.424 | N/A | N/A | 30.558 | AV |

Note 1: " * ", means this data is the worst emission level.

Note 2: Measure Level (dB μ V/m) = Reading Level (dB μ V) + Factor (dB/m).

Note 3: Factor (dB/m) = Cable Loss (dB) + Antenna Factor (dB/m).

| | |
|--|-----------------------|
| Site: WZ-AC2 | Test Date: 2022-07-28 |
| Limit: FCC_2.4G_RE(3m) | Engineer: Bob Zhang |
| Probe: BBHA9120D_1457_1-18GHz | Polarity: Horizontal |
| EUT: AX6000 Gigabit Wireless Extender | Power: AC 120V/60Hz |
| Test Mode: Transmit by 802.11n-HT20 at 2417MHz | |



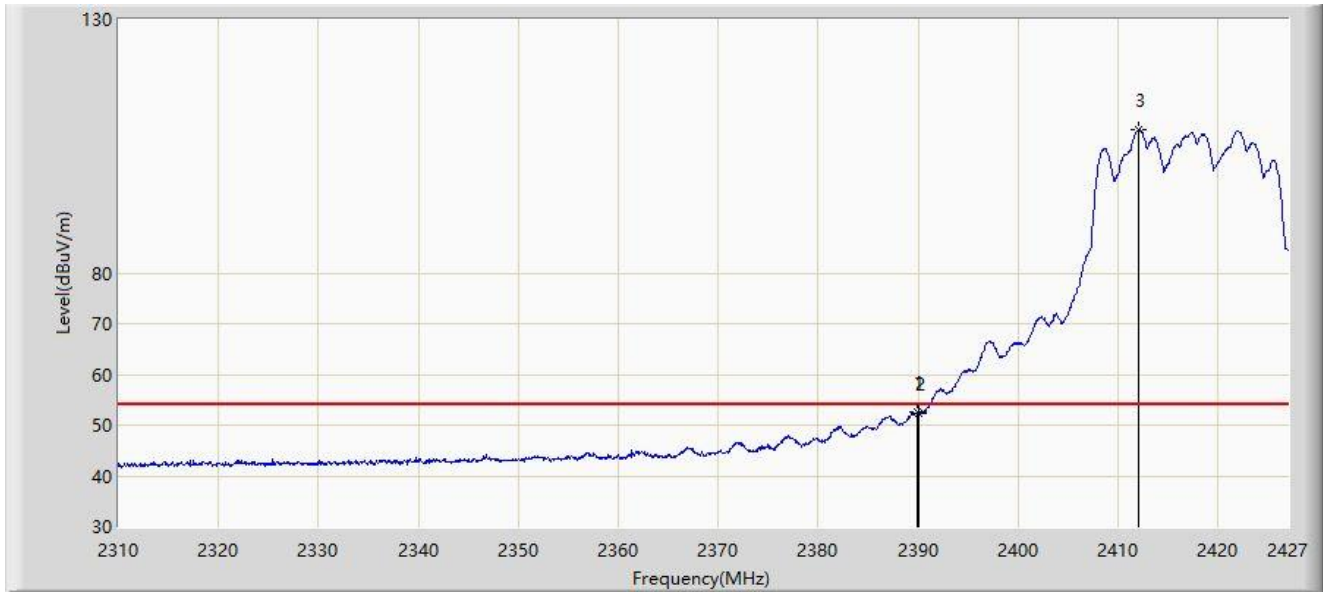
| No | Mark | Frequency (MHz) | Measure Level (dB μ V/m) | Reading Level (dB μ V) | Margin (dB) | Limit (dB μ V/m) | Factor (dB/m) | Type |
|----|------|-----------------|------------------------------|----------------------------|-------------|----------------------|---------------|------|
| 1 | * | 2389.385 | 71.874 | 40.438 | -2.126 | 74.000 | 31.436 | PK |
| 2 | | 2390.000 | 66.137 | 34.704 | -7.863 | 74.000 | 31.433 | PK |
| 3 | | 2411.966 | 117.313 | 85.954 | N/A | N/A | 31.359 | PK |

Note 1: " * ", means this data is the worst emission level.

Note 2: Measure Level (dB μ V/m) = Reading Level (dB μ V) + Factor (dB/m).

Note 3: Factor (dB/m) = Cable Loss (dB) + Antenna Factor (dB/m).

| | |
|--|-----------------------|
| Site: WZ-AC2 | Test Date: 2022-07-28 |
| Limit: FCC_2.4G_RE(3m) | Engineer: Bob Zhang |
| Probe: BBHA9120D_1457_1-18GHz | Polarity: Horizontal |
| EUT: AX6000 Gigabit Wireless Extender | Power: AC 120V/60Hz |
| Test Mode: Transmit by 802.11n-HT20 at 2417MHz | |



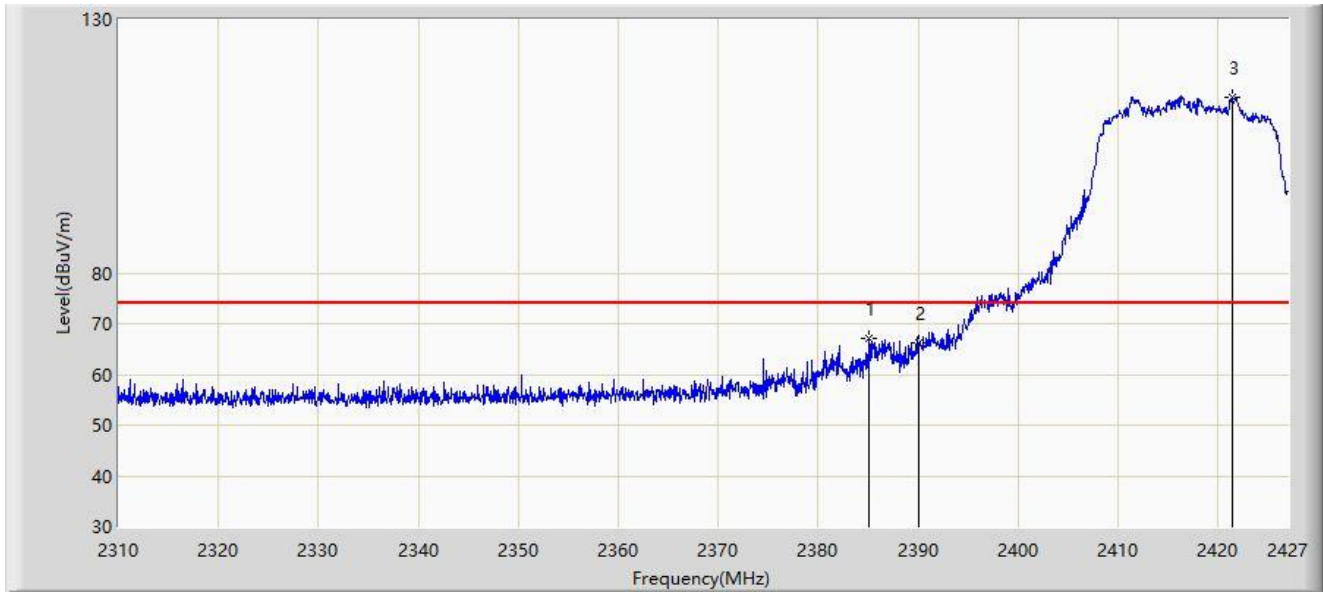
| No | Mark | Frequency (MHz) | Measure Level (dB μ V/m) | Reading Level (dB μ V) | Margin (dB) | Limit (dB μ V/m) | Factor (dB/m) | Type |
|----|------|-----------------|------------------------------|----------------------------|-------------|----------------------|---------------|------|
| 1 | * | 2389.853 | 52.487 | 21.053 | -1.513 | 54.000 | 31.434 | AV |
| 2 | | 2390.000 | 52.425 | 20.992 | -1.575 | 54.000 | 31.433 | AV |
| 3 | | 2412.024 | 108.145 | 76.786 | N/A | N/A | 31.359 | AV |

Note 1: " * ", means this data is the worst emission level.

Note 2: Measure Level (dB μ V/m) = Reading Level (dB μ V) + Factor (dB/m).

Note 3: Factor (dB/m) = Cable Loss (dB) + Antenna Factor (dB/m).

| | |
|--|-----------------------|
| Site: WZ-AC2 | Test Date: 2022-08-16 |
| Limit: FCC_2.4G_RE(3m) | Engineer: Bob Zhang |
| Probe: BBHA9120D_1457_1-18GHz | Polarity: Vertical |
| EUT: AX6000 Gigabit Wireless Extender | Power: AC 120V/60Hz |
| Test Mode: Transmit by 802.11n-HT20 at 2417MHz | |



| No | Mark | Frequency (MHz) | Measure Level (dB μ V/m) | Reading Level (dB μ V) | Margin (dB) | Limit (dB μ V/m) | Factor (dB/m) | Type |
|----|------|-----------------|------------------------------|----------------------------|-------------|----------------------|---------------|------|
| 1 | * | 2385.114 | 66.987 | 35.530 | -7.013 | 74.000 | 31.458 | PK |
| 2 | | 2390.000 | 66.350 | 34.917 | -7.650 | 74.000 | 31.433 | PK |
| 3 | | 2421.442 | 114.629 | 83.294 | N/A | N/A | 31.336 | PK |

Note 1: " * ", means this data is the worst emission level.

Note 2: Measure Level (dB μ V/m) = Reading Level (dB μ V) + Factor (dB/m).

Note 3: Factor (dB/m) = Cable Loss (dB) + Antenna Factor (dB/m).

| | |
|--|-----------------------|
| Site: WZ-AC2 | Test Date: 2022-08-16 |
| Limit: FCC_2.4G_RE(3m) | Engineer: Bob Zhang |
| Probe: BBHA9120D_1457_1-18GHz | Polarity: Vertical |
| EUT: AX6000 Gigabit Wireless Extender | Power: AC 120V/60Hz |
| Test Mode: Transmit by 802.11n-HT20 at 2417MHz | |



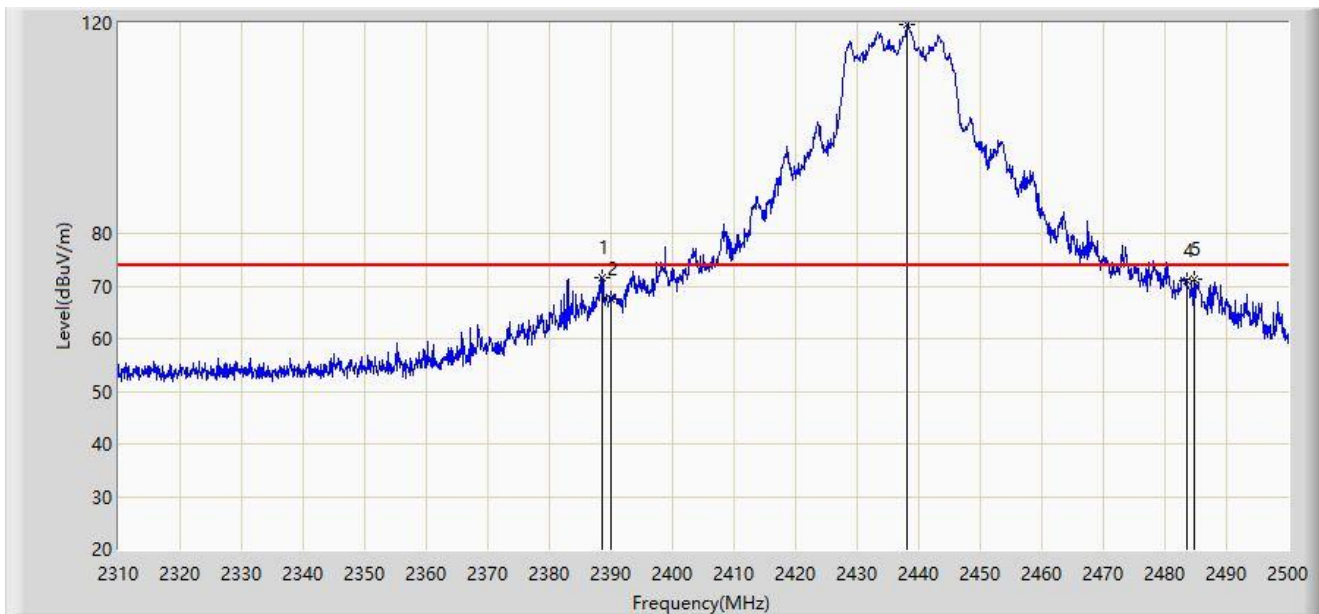
| No | Mark | Frequency (MHz) | Measure Level (dB μ V/m) | Reading Level (dB μ V) | Margin (dB) | Limit (dB μ V/m) | Factor (dB/m) | Type |
|----|------|-----------------|------------------------------|----------------------------|-------------|----------------------|---------------|------|
| 1 | * | 2390.000 | 49.425 | 17.992 | -4.575 | 54.000 | 31.433 | AV |
| 2 | | 2416.470 | 106.911 | 75.564 | N/A | N/A | 31.348 | AV |

Note 1: " * ", means this data is the worst emission level.

Note 2: Measure Level (dB μ V/m) = Reading Level (dB μ V) + Factor (dB/m).

Note 3: Factor (dB/m) = Cable Loss (dB) + Antenna Factor (dB/m).

| | |
|--|-----------------------|
| Site: WZ-AC1 | Test Date: 2022-07-09 |
| Limit: FCC_2.4G_RE(3m) | Engineer: Carl Jiang |
| Probe: BBHA9120D_1167_1-18GHz | Polarity: Horizontal |
| EUT: AX6000 Gigabit Wireless Extender | Power: AC 120V/60Hz |
| Test Mode: Transmit by 802.11n-HT20 at 2437MHz | |



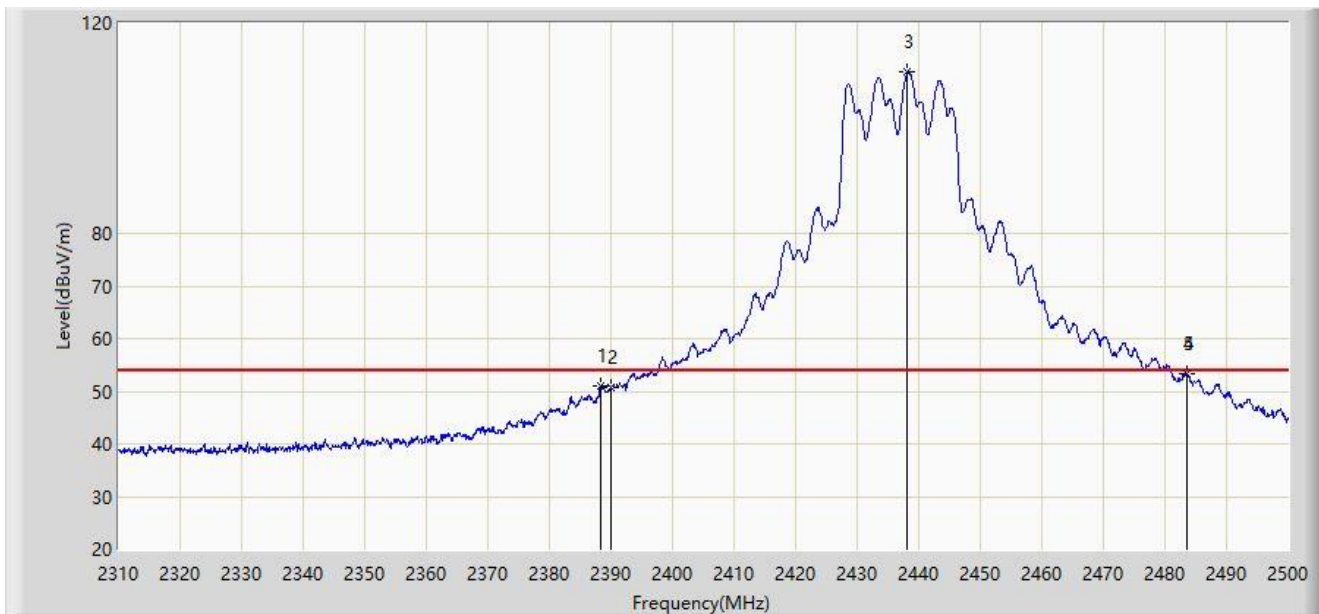
| No | Mark | Frequency (MHz) | Measure Level (dB μ V/m) | Reading Level (dB μ V) | Margin (dB) | Limit (dB μ V/m) | Factor (dB/m) | Type |
|----|------|-----------------|------------------------------|----------------------------|-------------|----------------------|---------------|------|
| 1 | * | 2388.470 | 71.703 | 41.179 | -2.297 | 74.000 | 30.523 | PK |
| 2 | | 2390.000 | 67.655 | 37.129 | -6.345 | 74.000 | 30.526 | PK |
| 3 | | 2438.155 | 119.849 | 89.304 | N/A | N/A | 30.545 | PK |
| 4 | | 2483.500 | 70.932 | 40.229 | -3.068 | 74.000 | 30.704 | PK |
| 5 | | 2484.705 | 71.411 | 40.707 | -2.589 | 74.000 | 30.704 | PK |

Note 1: " * ", means this data is the worst emission level.

Note 2: Measure Level (dB μ V/m) = Reading Level (dB μ V) + Factor (dB/m).

Note 3: Factor (dB/m) = Cable Loss (dB) + Antenna Factor (dB/m).

| | |
|--|-----------------------|
| Site: WZ-AC1 | Test Date: 2022-07-09 |
| Limit: FCC_2.4G_RE(3m) | Engineer: Carl Jiang |
| Probe: BBHA9120D_1167_1-18GHz | Polarity: Horizontal |
| EUT: AX6000 Gigabit Wireless Extender | Power: AC 120V/60Hz |
| Test Mode: Transmit by 802.11n-HT20 at 2437MHz | |



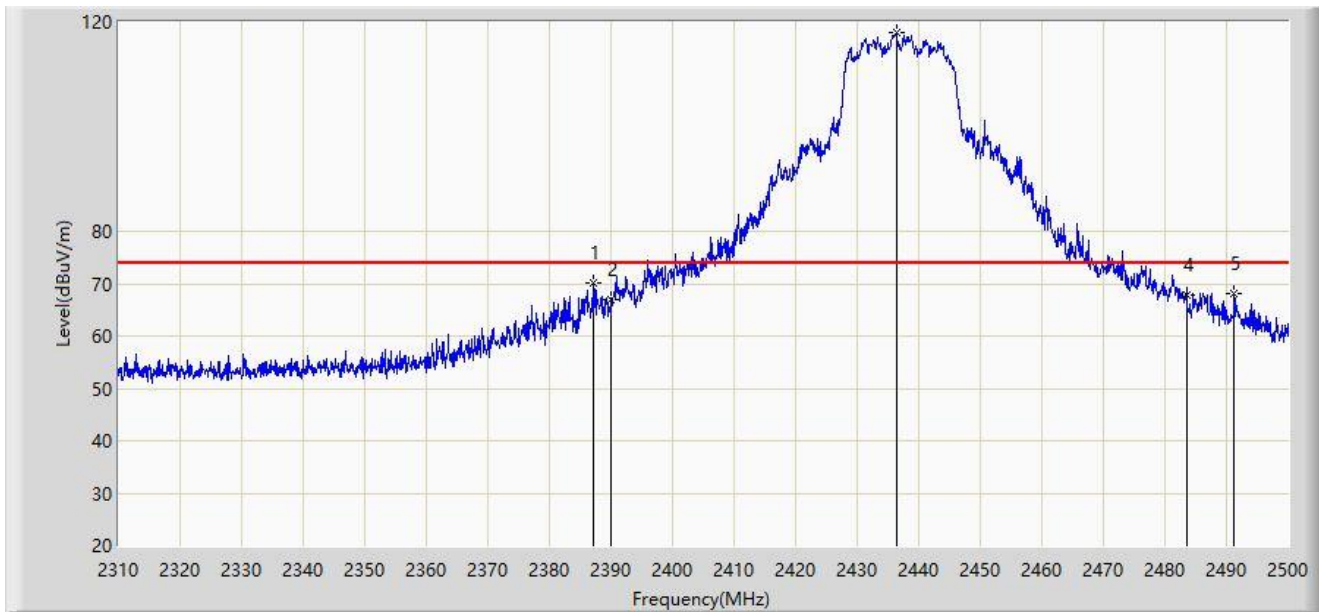
| No | Mark | Frequency (MHz) | Measure Level (dB μ V/m) | Reading Level (dB μ V) | Margin (dB) | Limit (dB μ V/m) | Factor (dB/m) | Type |
|----|------|-----------------|------------------------------|----------------------------|-------------|----------------------|---------------|------|
| 1 | | 2388.375 | 50.953 | 20.430 | -3.047 | 54.000 | 30.523 | AV |
| 2 | | 2390.000 | 50.714 | 20.188 | -3.286 | 54.000 | 30.526 | AV |
| 3 | | 2438.155 | 110.589 | 80.044 | N/A | N/A | 30.545 | AV |
| 4 | | 2483.500 | 53.326 | 22.623 | -0.674 | 54.000 | 30.704 | AV |
| 5 | * | 2483.565 | 53.452 | 22.748 | -0.548 | 54.000 | 30.704 | AV |

Note 1: " * ", means this data is the worst emission level.

Note 2: Measure Level (dB μ V/m) = Reading Level (dB μ V) + Factor (dB/m).

Note 3: Factor (dB/m) = Cable Loss (dB) + Antenna Factor (dB/m).

| | |
|--|-----------------------|
| Site: WZ-AC1 | Test Date: 2022-07-09 |
| Limit: FCC_2.4G_RE(3m) | Engineer: Carl Jiang |
| Probe: BBHA9120D_1167_1-18GHz | Polarity: Vertical |
| EUT: AX6000 Gigabit Wireless Extender | Power: AC 120V/60Hz |
| Test Mode: Transmit by 802.11n-HT20 at 2437MHz | |



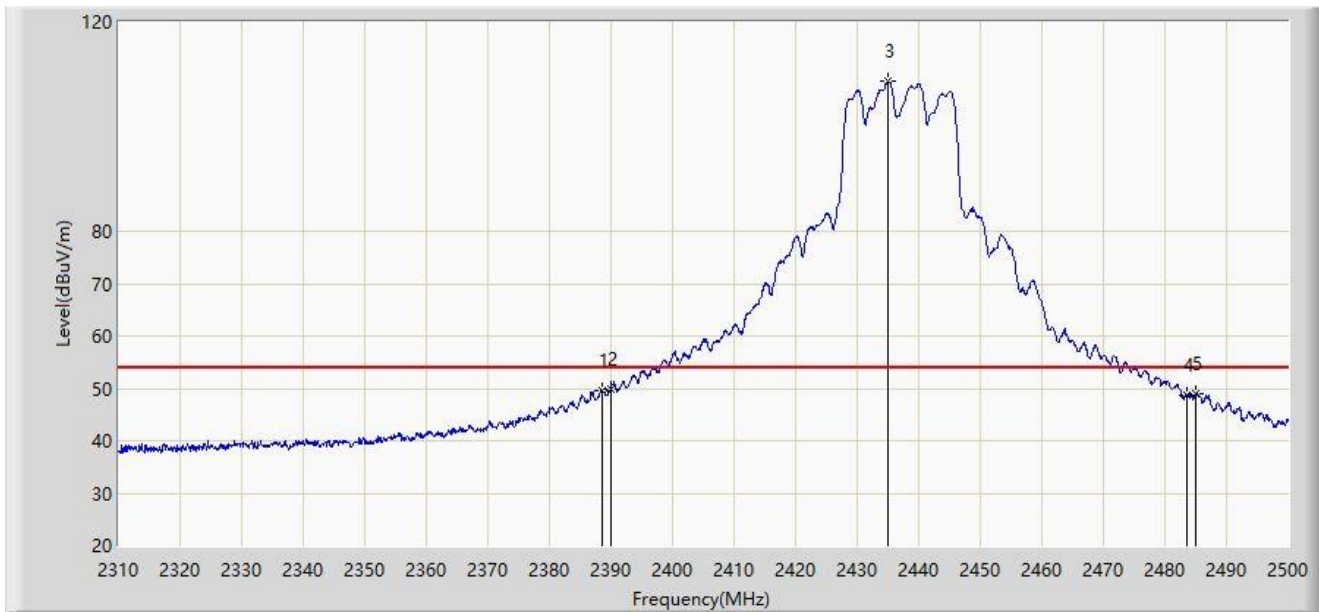
| No | Mark | Frequency (MHz) | Measure Level (dB μ V/m) | Reading Level (dB μ V) | Margin (dB) | Limit (dB μ V/m) | Factor (dB/m) | Type |
|----|------|-----------------|------------------------------|----------------------------|-------------|----------------------|---------------|------|
| 1 | * | 2387.140 | 70.166 | 39.645 | -3.834 | 74.000 | 30.521 | PK |
| 2 | | 2390.000 | 67.074 | 36.548 | -6.926 | 74.000 | 30.526 | PK |
| 3 | | 2436.350 | 117.961 | 87.416 | N/A | N/A | 30.546 | PK |
| 4 | | 2483.500 | 67.957 | 37.254 | -6.043 | 74.000 | 30.704 | PK |
| 5 | | 2491.260 | 68.146 | 37.438 | -5.854 | 74.000 | 30.708 | PK |

Note 1: " * ", means this data is the worst emission level.

Note 2: Measure Level (dB μ V/m) = Reading Level (dB μ V) + Factor (dB/m).

Note 3: Factor (dB/m) = Cable Loss (dB) + Antenna Factor (dB/m).

| | |
|--|-----------------------|
| Site: WZ-AC1 | Test Date: 2022-07-09 |
| Limit: FCC_2.4G_RE(3m) | Engineer: Carl Jiang |
| Probe: BBHA9120D_1167_1-18GHz | Polarity: Vertical |
| EUT: AX6000 Gigabit Wireless Extender | Power: AC 120V/60Hz |
| Test Mode: Transmit by 802.11n-HT20 at 2437MHz | |



| No | Mark | Frequency (MHz) | Measure Level (dB μ V/m) | Reading Level (dB μ V) | Margin (dB) | Limit (dB μ V/m) | Factor (dB/m) | Type |
|----|------|-----------------|------------------------------|----------------------------|-------------|----------------------|---------------|------|
| 1 | | 2388.470 | 49.682 | 19.158 | -4.318 | 54.000 | 30.523 | AV |
| 2 | * | 2390.000 | 49.837 | 19.311 | -4.163 | 54.000 | 30.526 | AV |
| 3 | | 2435.020 | 108.587 | 78.041 | N/A | N/A | 30.546 | AV |
| 4 | | 2483.500 | 48.724 | 18.021 | -5.276 | 54.000 | 30.704 | AV |
| 5 | | 2485.085 | 49.038 | 18.334 | -4.962 | 54.000 | 30.704 | AV |

Note 1: " * ", means this data is the worst emission level.

Note 2: Measure Level (dB μ V/m) = Reading Level (dB μ V) + Factor (dB/m).

Note 3: Factor (dB/m) = Cable Loss (dB) + Antenna Factor (dB/m).

| | |
|--|-----------------------|
| Site: WZ-AC2 | Test Date: 2022-07-28 |
| Limit: FCC_2.4G_RE(3m) | Engineer: Bob Zhang |
| Probe: BBHA9120D_1457_1-18GHz | Polarity: Horizontal |
| EUT: AX6000 Gigabit Wireless Extender | Power: AC 120V/60Hz |
| Test Mode: Transmit by 802.11n-HT20 at 2457MHz | |



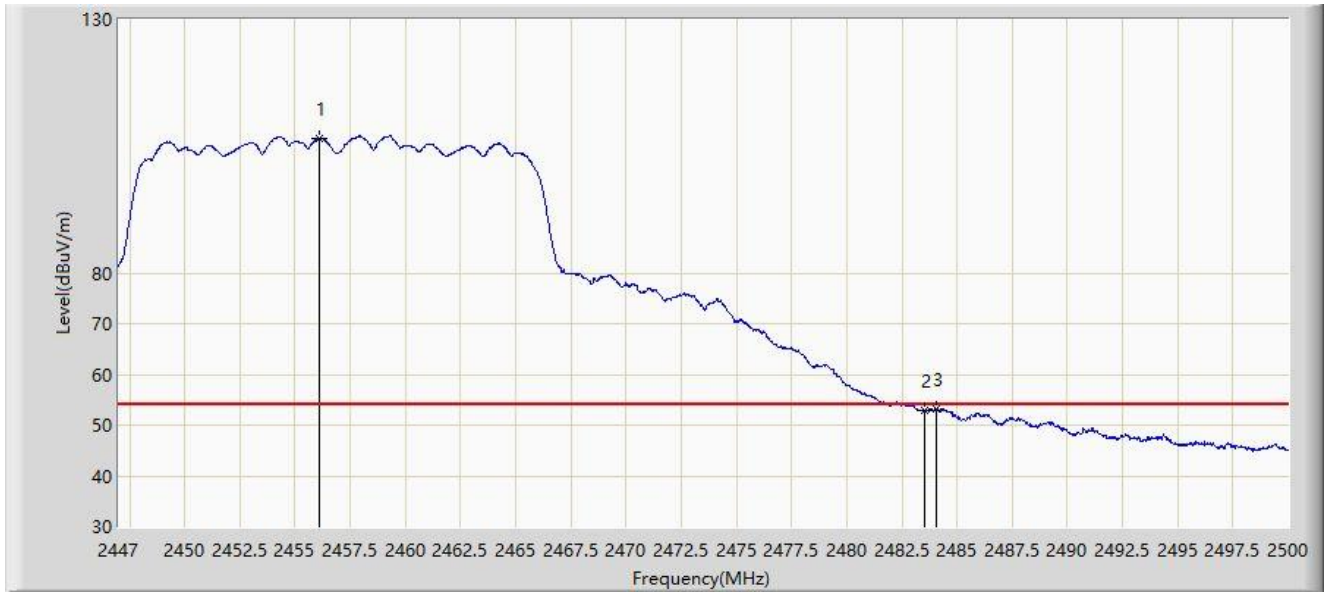
| No | Mark | Frequency (MHz) | Measure Level (dB μ V/m) | Reading Level (dB μ V) | Margin (dB) | Limit (dB μ V/m) | Factor (dB/m) | Type |
|----|------|-----------------|------------------------------|----------------------------|-------------|----------------------|---------------|------|
| 1 | | 2454.473 | 115.282 | 83.941 | N/A | N/A | 31.341 | PK |
| 2 | | 2483.500 | 66.190 | 34.875 | -7.810 | 74.000 | 31.315 | PK |
| 3 | * | 2485.717 | 70.238 | 38.919 | -3.762 | 74.000 | 31.319 | PK |

Note 1: " * ", means this data is the worst emission level.

Note 2: Measure Level (dB μ V/m) = Reading Level (dB μ V) + Factor (dB/m).

Note 3: Factor (dB/m) = Cable Loss (dB) + Antenna Factor (dB/m).

| | |
|--|-----------------------|
| Site: WZ-AC2 | Test Date: 2022-07-28 |
| Limit: FCC_2.4G_RE(3m) | Engineer: Bob Zhang |
| Probe: BBHA9120D_1457_1-18GHz | Polarity: Horizontal |
| EUT: AX6000 Gigabit Wireless Extender | Power: AC 120V/60Hz |
| Test Mode: Transmit by 802.11n-HT20 at 2457MHz | |



| No | Mark | Frequency (MHz) | Measure Level (dB μ V/m) | Reading Level (dB μ V) | Margin (dB) | Limit (dB μ V/m) | Factor (dB/m) | Type |
|----|------|-----------------|------------------------------|----------------------------|-------------|----------------------|---------------|------|
| 1 | | 2456.116 | 106.574 | 75.230 | N/A | N/A | 31.344 | AV |
| 2 | | 2483.500 | 52.772 | 21.457 | -1.228 | 54.000 | 31.315 | AV |
| 3 | * | 2484.073 | 53.249 | 21.933 | -0.751 | 54.000 | 31.316 | AV |

Note 1: " * ", means this data is the worst emission level.

Note 2: Measure Level (dB μ V/m) = Reading Level (dB μ V) + Factor (dB/m).

Note 3: Factor (dB/m) = Cable Loss (dB) + Antenna Factor (dB/m).

| | |
|--|-----------------------|
| Site: WZ-AC2 | Test Date: 2022-08-16 |
| Limit: FCC_2.4G_RE(3m) | Engineer: Bob Zhang |
| Probe: BBHA9120D_1457_1-18GHz | Polarity: Vertical |
| EUT: AX6000 Gigabit Wireless Extender | Power: AC 120V/60Hz |
| Test Mode: Transmit by 802.11n-HT20 at 2457MHz | |



| No | Mark | Frequency (MHz) | Measure Level (dB μ V/m) | Reading Level (dB μ V) | Margin (dB) | Limit (dB μ V/m) | Factor (dB/m) | Type |
|----|------|-----------------|------------------------------|----------------------------|-------------|----------------------|---------------|------|
| 1 | | 2455.692 | 115.764 | 84.420 | N/A | N/A | 31.344 | PK |
| 2 | | 2483.500 | 69.647 | 38.332 | -4.353 | 74.000 | 31.315 | PK |
| 3 | * | 2483.676 | 72.336 | 41.021 | -1.664 | 74.000 | 31.315 | PK |

Note 1: " * ", means this data is the worst emission level.

Note 2: Measure Level (dB μ V/m) = Reading Level (dB μ V) + Factor (dB/m).

Note 3: Factor (dB/m) = Cable Loss (dB) + Antenna Factor (dB/m).

| | |
|--|-----------------------|
| Site: WZ-AC2 | Test Date: 2022-08-16 |
| Limit: FCC_2.4G_RE(3m) | Engineer: Bob Zhang |
| Probe: BBHA9120D_1457_1-18GHz | Polarity: Vertical |
| EUT: AX6000 Gigabit Wireless Extender | Power: AC 120V/60Hz |
| Test Mode: Transmit by 802.11n-HT20 at 2457MHz | |



| No | Mark | Frequency (MHz) | Measure Level (dB μ V/m) | Reading Level (dB μ V) | Margin (dB) | Limit (dB μ V/m) | Factor (dB/m) | Type |
|----|------|-----------------|------------------------------|----------------------------|-------------|----------------------|---------------|------|
| 1 | | 2456.275 | 107.887 | 76.544 | N/A | N/A | 31.343 | AV |
| 2 | * | 2483.500 | 52.971 | 21.656 | -1.029 | 54.000 | 31.315 | AV |

Note 1: " * ", means this data is the worst emission level.

Note 2: Measure Level (dB μ V/m) = Reading Level (dB μ V) + Factor (dB/m).

Note 3: Factor (dB/m) = Cable Loss (dB) + Antenna Factor (dB/m).

| | |
|--|-----------------------|
| Site: WZ-AC1 | Test Date: 2022-07-09 |
| Limit: FCC_2.4G_RE(3m) | Engineer: Carl Jiang |
| Probe: BBHA9120D_1167_1-18GHz | Polarity: Horizontal |
| EUT: AX6000 Gigabit Wireless Extender | Power: AC 120V/60Hz |
| Test Mode: Transmit by 802.11n-HT20 at 2462MHz | |



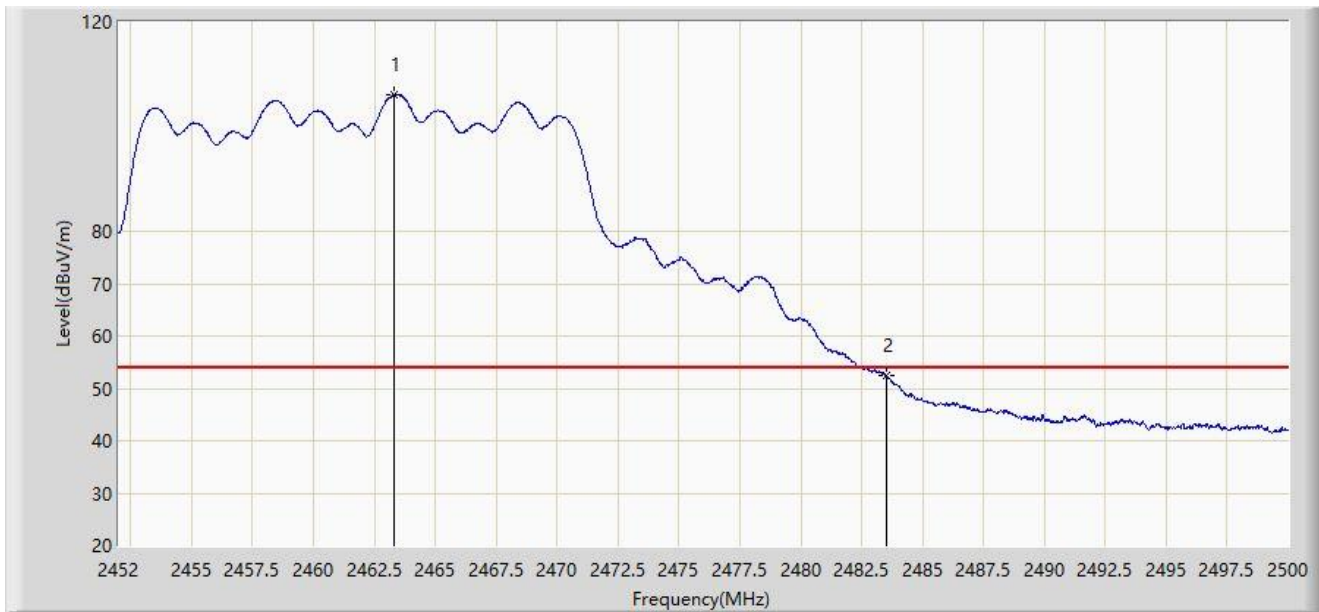
| No | Mark | Frequency (MHz) | Measure Level (dB μ V/m) | Reading Level (dB μ V) | Margin (dB) | Limit (dB μ V/m) | Factor (dB/m) | Type |
|----|------|-----------------|------------------------------|----------------------------|-------------|----------------------|---------------|------|
| 1 | | 2463.208 | 114.355 | 83.713 | N/A | N/A | 30.642 | PK |
| 2 | | 2483.500 | 68.013 | 37.310 | -5.987 | 74.000 | 30.704 | PK |
| 3 | * | 2483.536 | 70.812 | 40.108 | -3.188 | 74.000 | 30.704 | PK |

Note 1: " * ", means this data is the worst emission level.

Note 2: Measure Level (dB μ V/m) = Reading Level (dB μ V) + Factor (dB/m).

Note 3: Factor (dB/m) = Cable Loss (dB) + Antenna Factor (dB/m).

| | |
|--|-----------------------|
| Site: WZ-AC1 | Test Date: 2022-07-09 |
| Limit: FCC_2.4G_RE(3m) | Engineer: Carl Jiang |
| Probe: BBHA9120D_1167_1-18GHz | Polarity: Horizontal |
| EUT: AX6000 Gigabit Wireless Extender | Power: AC 120V/60Hz |
| Test Mode: Transmit by 802.11n-HT20 at 2462MHz | |



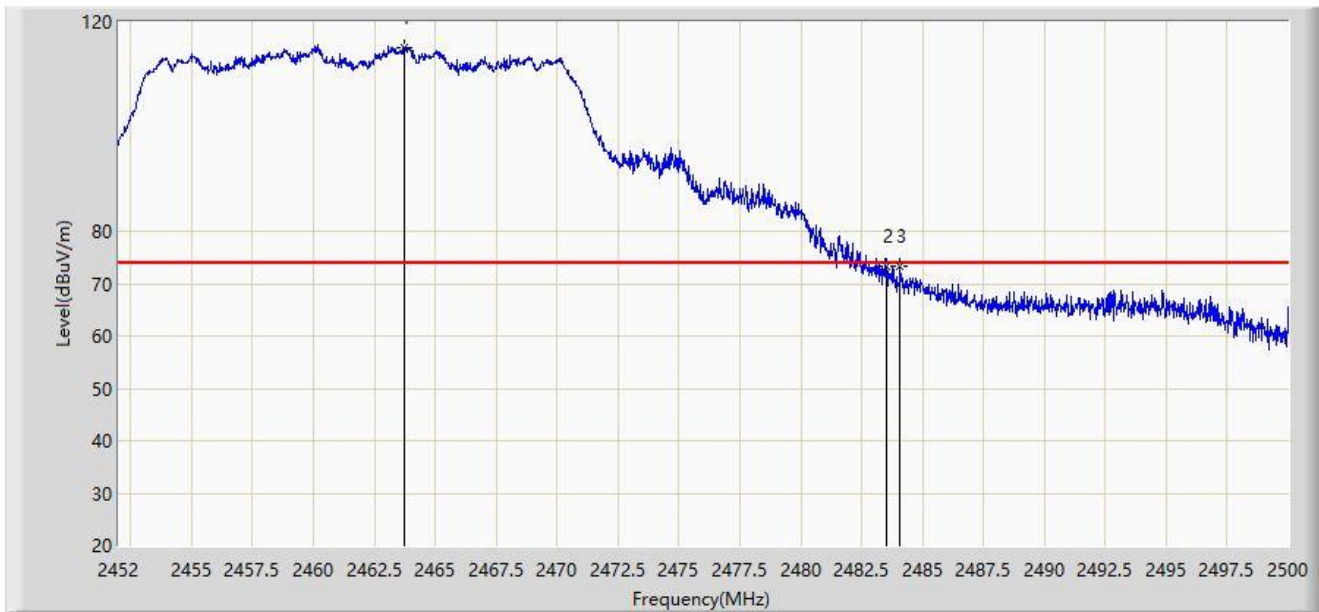
| No | Mark | Frequency (MHz) | Measure Level (dB μ V/m) | Reading Level (dB μ V) | Margin (dB) | Limit (dB μ V/m) | Factor (dB/m) | Type |
|----|------|-----------------|------------------------------|----------------------------|-------------|----------------------|---------------|------|
| 1 | | 2463.304 | 106.107 | 75.465 | N/A | N/A | 30.642 | AV |
| 2 | * | 2483.500 | 52.416 | 21.713 | -1.584 | 54.000 | 30.704 | AV |

Note 1: " * ", means this data is the worst emission level.

Note 2: Measure Level (dB μ V/m) = Reading Level (dB μ V) + Factor (dB/m).

Note 3: Factor (dB/m) = Cable Loss (dB) + Antenna Factor (dB/m).

| | |
|--|-----------------------|
| Site: WZ-AC1 | Test Date: 2022-07-09 |
| Limit: FCC_2.4G_RE(3m) | Engineer: Carl Jiang |
| Probe: BBHA9120D_1167_1-18GHz | Polarity: Vertical |
| EUT: AX6000 Gigabit Wireless Extender | Power: AC 120V/60Hz |
| Test Mode: Transmit by 802.11n-HT20 at 2462MHz | |



| No | Mark | Frequency (MHz) | Measure Level (dB μ V/m) | Reading Level (dB μ V) | Margin (dB) | Limit (dB μ V/m) | Factor (dB/m) | Type |
|----|------|-----------------|------------------------------|----------------------------|-------------|----------------------|---------------|------|
| 1 | | 2463.736 | 115.206 | 84.562 | N/A | N/A | 30.644 | PK |
| 2 | | 2483.500 | 73.250 | 42.546 | -0.750 | 74.000 | 30.704 | PK |
| 3 | * | 2484.064 | 73.364 | 42.660 | -0.636 | 74.000 | 30.704 | PK |

Note 1: " * ", means this data is the worst emission level.

Note 2: Measure Level (dB μ V/m) = Reading Level (dB μ V) + Factor (dB/m).

Note 3: Factor (dB/m) = Cable Loss (dB) + Antenna Factor (dB/m).

| | |
|--|-----------------------|
| Site: WZ-AC1 | Test Date: 2022-07-09 |
| Limit: FCC_2.4G_RE(3m) | Engineer: Carl Jiang |
| Probe: BBHA9120D_1167_1-18GHz | Polarity: Vertical |
| EUT: AX6000 Gigabit Wireless Extender | Power: AC 120V/60Hz |
| Test Mode: Transmit by 802.11n-HT20 at 2462MHz | |



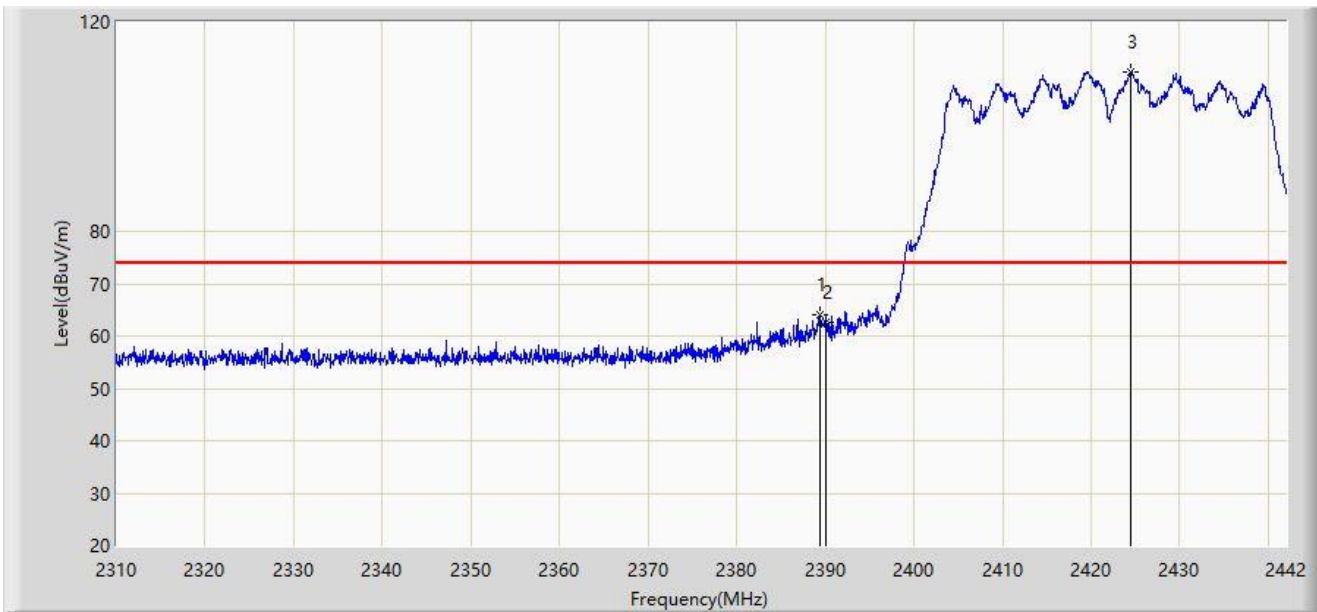
| No | Mark | Frequency (MHz) | Measure Level (dB μ V/m) | Reading Level (dB μ V) | Margin (dB) | Limit (dB μ V/m) | Factor (dB/m) | Type |
|----|------|-----------------|------------------------------|----------------------------|-------------|----------------------|---------------|------|
| 1 | | 2459.968 | 106.299 | 75.673 | N/A | N/A | 30.626 | AV |
| 2 | * | 2483.500 | 52.678 | 21.974 | -1.322 | 54.000 | 30.704 | AV |

Note 1: " * ", means this data is the worst emission level.

Note 2: Measure Level (dB μ V/m) = Reading Level (dB μ V) + Factor (dB/m).

Note 3: Factor (dB/m) = Cable Loss (dB) + Antenna Factor (dB/m).

| | |
|--|-----------------------|
| Site: WZ-AC1 | Test Date: 2022-07-26 |
| Limit: FCC_2.4G_RE(3m) | Engineer: Carl Jiang |
| Probe: BBHA9120D_1167_1-18GHz | Polarity: Horizontal |
| EUT: AX6000 Gigabit Wireless Extender | Power: AC 120V/60Hz |
| Test Mode: Transmit by 802.11n-HT40 at 2422MHz | |



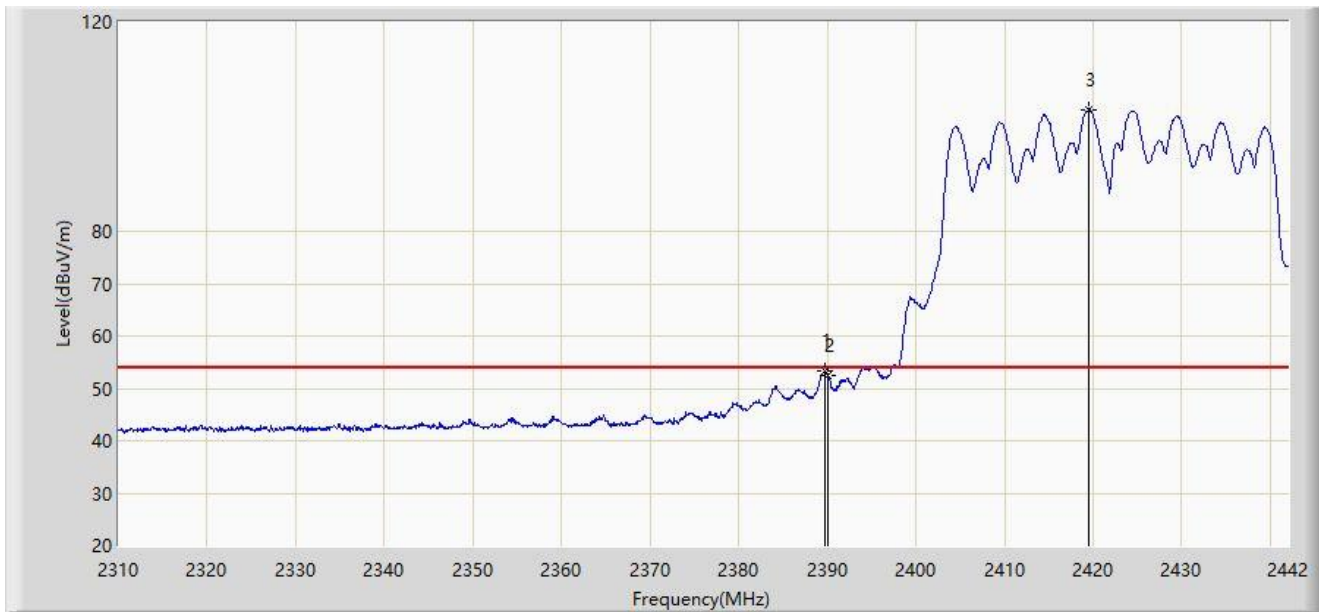
| No | Mark | Frequency (MHz) | Measure Level (dB μ V/m) | Reading Level (dB μ V) | Margin (dB) | Limit (dB μ V/m) | Factor (dB/m) | Type |
|----|------|-----------------|------------------------------|----------------------------|-------------|----------------------|---------------|------|
| 1 | * | 2389.464 | 64.117 | 33.592 | -9.883 | 74.000 | 30.525 | PK |
| 2 | | 2390.000 | 62.589 | 32.063 | -11.411 | 74.000 | 30.526 | PK |
| 3 | | 2424.444 | 110.534 | 79.980 | N/A | N/A | 30.553 | PK |

Note 1: " * ", means this data is the worst emission level.

Note 2: Measure Level (dB μ V/m) = Reading Level (dB μ V) + Factor (dB/m).

Note 3: Factor (dB/m) = Cable Loss (dB) + Antenna Factor (dB/m).

| | |
|--|-----------------------|
| Site: WZ-AC1 | Test Date: 2022-07-26 |
| Limit: FCC_2.4G_RE(3m) | Engineer: Carl Jiang |
| Probe: BBHA9120D_1167_1-18GHz | Polarity: Horizontal |
| EUT: AX6000 Gigabit Wireless Extender | Power: AC 120V/60Hz |
| Test Mode: Transmit by 802.11n-HT40 at 2422MHz | |



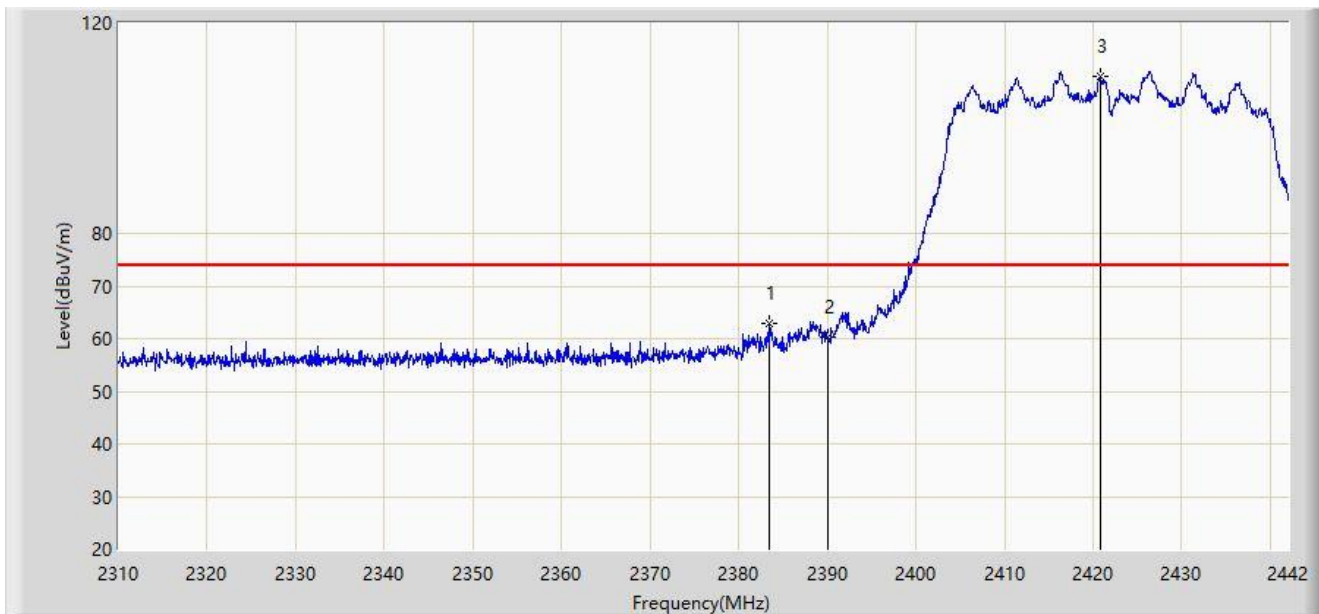
| No | Mark | Frequency (MHz) | Measure Level (dB μ V/m) | Reading Level (dB μ V) | Margin (dB) | Limit (dB μ V/m) | Factor (dB/m) | Type |
|----|------|-----------------|------------------------------|----------------------------|-------------|----------------------|---------------|------|
| 1 | * | 2389.794 | 53.390 | 22.864 | -0.610 | 54.000 | 30.526 | AV |
| 2 | | 2390.000 | 52.560 | 22.034 | -1.440 | 54.000 | 30.526 | AV |
| 3 | | 2419.428 | 103.253 | 72.693 | N/A | N/A | 30.559 | AV |

Note 1: " * ", means this data is the worst emission level.

Note 2: Measure Level (dB μ V/m) = Reading Level (dB μ V) + Factor (dB/m).

Note 3: Factor (dB/m) = Cable Loss (dB) + Antenna Factor (dB/m).

| | |
|--|-----------------------|
| Site: WZ-AC1 | Test Date: 2022-07-26 |
| Limit: FCC_2.4G_RE(3m) | Engineer: Carl Jiang |
| Probe: BBHA9120D_1167_1-18GHz | Polarity: Vertical |
| EUT: AX6000 Gigabit Wireless Extender | Power: AC 120V/60Hz |
| Test Mode: Transmit by 802.11n-HT40 at 2422MHz | |



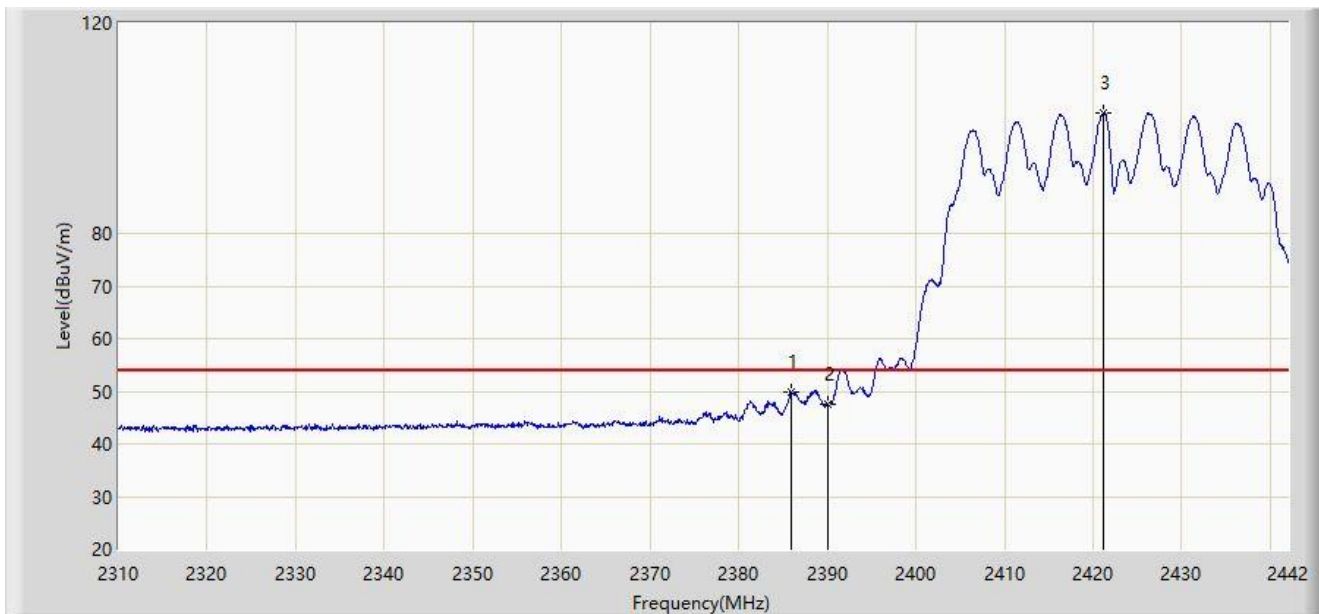
| No | Mark | Frequency (MHz) | Measure Level (dB μ V/m) | Reading Level (dB μ V) | Margin (dB) | Limit (dB μ V/m) | Factor (dB/m) | Type |
|----|------|-----------------|------------------------------|----------------------------|-------------|----------------------|---------------|------|
| 1 | * | 2383.524 | 62.977 | 32.460 | -11.023 | 74.000 | 30.517 | PK |
| 2 | | 2390.000 | 60.191 | 29.665 | -13.809 | 74.000 | 30.526 | PK |
| 3 | | 2420.748 | 109.954 | 79.395 | N/A | N/A | 30.559 | PK |

Note 1: " * ", means this data is the worst emission level.

Note 2: Measure Level (dB μ V/m) = Reading Level (dB μ V) + Factor (dB/m).

Note 3: Factor (dB/m) = Cable Loss (dB) + Antenna Factor (dB/m).

| | |
|--|-----------------------|
| Site: WZ-AC1 | Test Date: 2022-07-26 |
| Limit: FCC_2.4G_RE(3m) | Engineer: Carl Jiang |
| Probe: BBHA9120D_1167_1-18GHz | Polarity: Vertical |
| EUT: AX6000 Gigabit Wireless Extender | Power: AC 120V/60Hz |
| Test Mode: Transmit by 802.11n-HT40 at 2422MHz | |



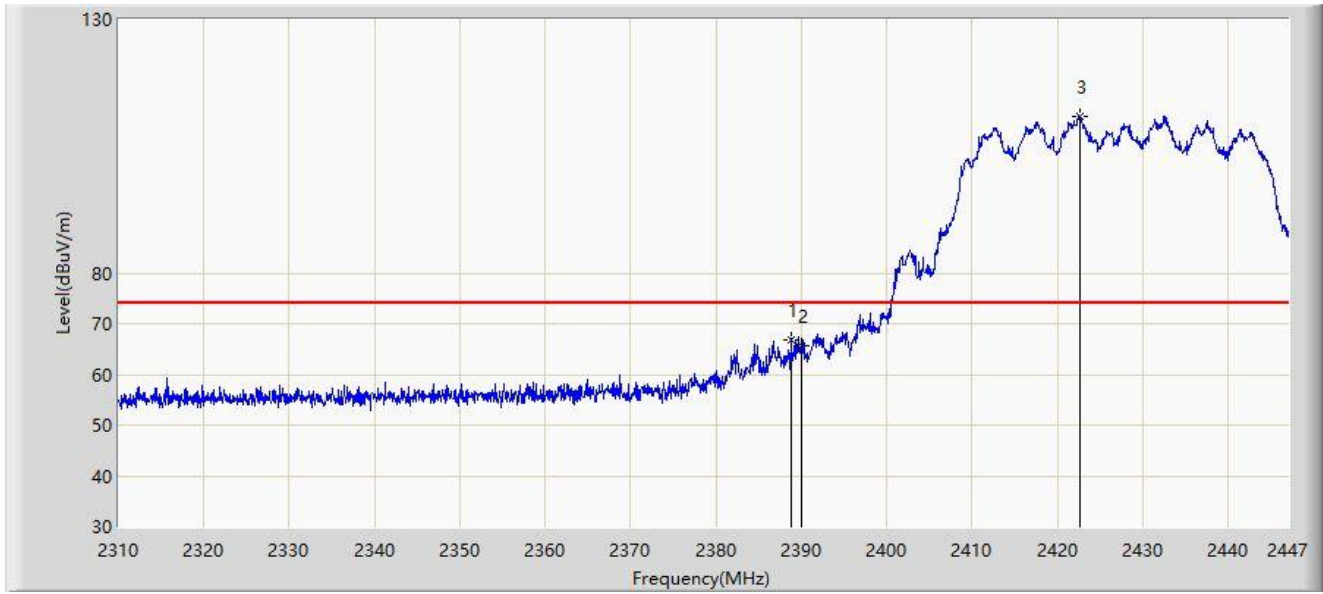
| No | Mark | Frequency (MHz) | Measure Level (dB μ V/m) | Reading Level (dB μ V) | Margin (dB) | Limit (dB μ V/m) | Factor (dB/m) | Type |
|----|------|-----------------|------------------------------|----------------------------|-------------|----------------------|---------------|------|
| 1 | * | 2385.900 | 49.979 | 19.460 | -4.021 | 54.000 | 30.519 | AV |
| 2 | | 2390.000 | 47.431 | 16.905 | -6.569 | 54.000 | 30.526 | AV |
| 3 | | 2421.210 | 102.845 | 72.287 | N/A | N/A | 30.558 | AV |

Note 1: " * ", means this data is the worst emission level.

Note 2: Measure Level (dB μ V/m) = Reading Level (dB μ V) + Factor (dB/m).

Note 3: Factor (dB/m) = Cable Loss (dB) + Antenna Factor (dB/m).

| | |
|--|-----------------------|
| Site: WZ-AC2 | Test Date: 2022-07-28 |
| Limit: FCC_2.4G_RE(3m) | Engineer: Bob Zhang |
| Probe: BBHA9120D_1457_1-18GHz | Polarity: Horizontal |
| EUT: AX6000 Gigabit Wireless Extender | Power: AC 120V/60Hz |
| Test Mode: Transmit by 802.11n-HT40 at 2427MHz | |



| No | Mark | Frequency (MHz) | Measure Level (dB μ V/m) | Reading Level (dB μ V) | Margin (dB) | Limit (dB μ V/m) | Factor (dB/m) | Type |
|----|------|-----------------|------------------------------|----------------------------|-------------|----------------------|---------------|------|
| 1 | * | 2388.775 | 66.956 | 35.517 | -7.044 | 74.000 | 31.439 | PK |
| 2 | | 2390.000 | 65.670 | 34.237 | -8.330 | 74.000 | 31.433 | PK |
| 3 | | 2422.614 | 111.008 | 79.675 | N/A | N/A | 31.333 | PK |

Note 1: " * ", means this data is the worst emission level.

Note 2: Measure Level (dB μ V/m) = Reading Level (dB μ V) + Factor (dB/m).

Note 3: Factor (dB/m) = Cable Loss (dB) + Antenna Factor (dB/m).

| | |
|--|-----------------------|
| Site: WZ-AC2 | Test Date: 2022-07-28 |
| Limit: FCC_2.4G_RE(3m) | Engineer: Bob Zhang |
| Probe: BBHA9120D_1457_1-18GHz | Polarity: Horizontal |
| EUT: AX6000 Gigabit Wireless Extender | Power: AC 120V/60Hz |
| Test Mode: Transmit by 802.11n-HT40 at 2427MHz | |



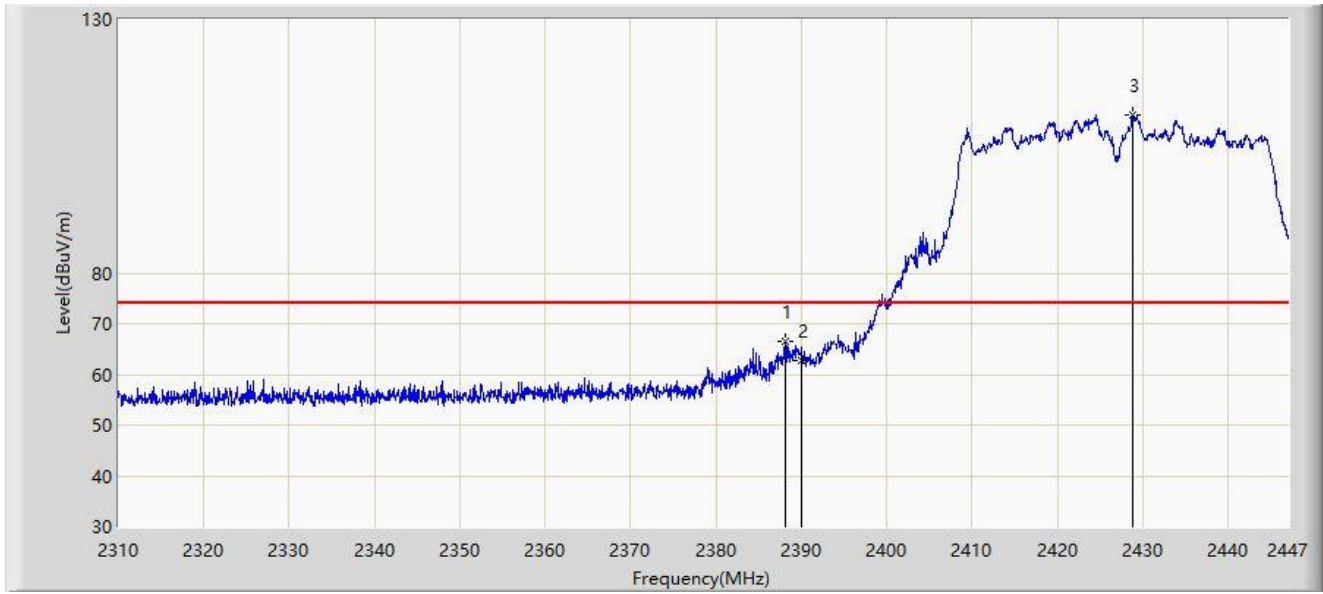
| No | Mark | Frequency (MHz) | Measure Level (dB μ V/m) | Reading Level (dB μ V) | Margin (dB) | Limit (dB μ V/m) | Factor (dB/m) | Type |
|----|------|-----------------|------------------------------|----------------------------|-------------|----------------------|---------------|------|
| 1 | * | 2389.597 | 53.856 | 22.421 | -0.144 | 54.000 | 31.436 | AV |
| 2 | | 2390.000 | 53.435 | 22.002 | -0.565 | 54.000 | 31.433 | AV |
| 3 | | 2422.545 | 103.171 | 71.838 | N/A | N/A | 31.333 | AV |

Note 1: " * ", means this data is the worst emission level.

Note 2: Measure Level (dB μ V/m) = Reading Level (dB μ V) + Factor (dB/m).

Note 3: Factor (dB/m) = Cable Loss (dB) + Antenna Factor (dB/m).

| | |
|--|-----------------------|
| Site: WZ-AC2 | Test Date: 2022-08-16 |
| Limit: FCC_2.4G_RE(3m) | Engineer: Bob Zhang |
| Probe: BBHA9120D_1457_1-18GHz | Polarity: Vertical |
| EUT: AX6000 Gigabit Wireless Extender | Power: AC 120V/60Hz |
| Test Mode: Transmit by 802.11n-HT40 at 2427MHz | |



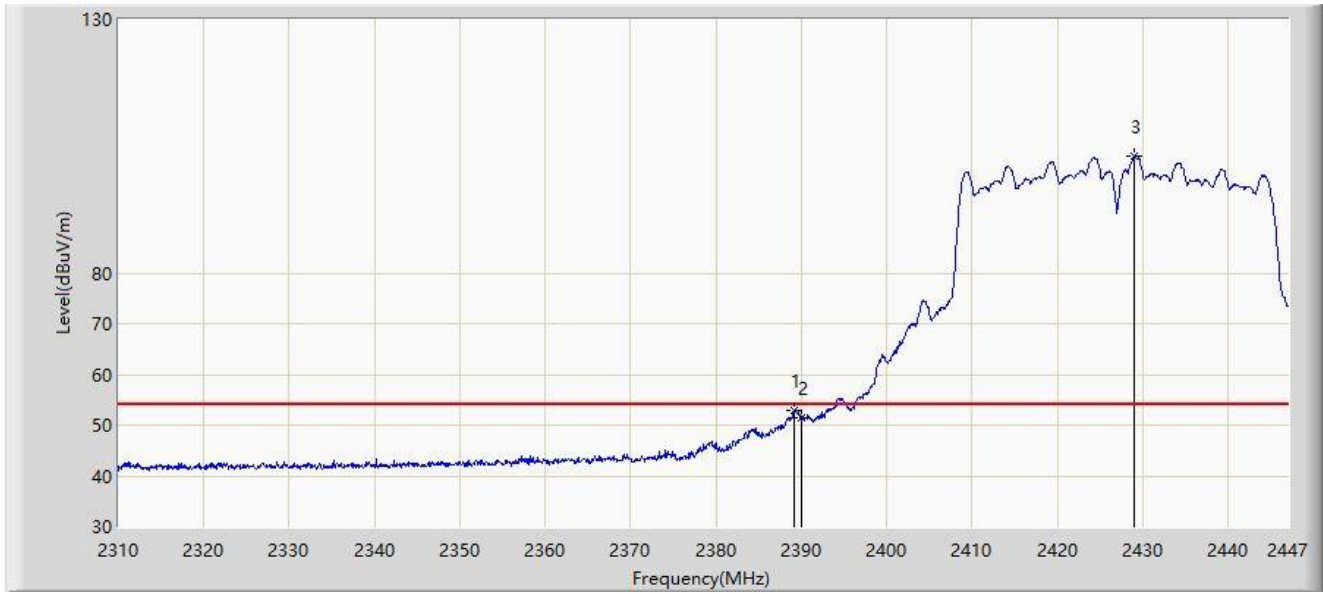
| No | Mark | Frequency (MHz) | Measure Level (dB μ V/m) | Reading Level (dB μ V) | Margin (dB) | Limit (dB μ V/m) | Factor (dB/m) | Type |
|----|------|-----------------|------------------------------|----------------------------|-------------|----------------------|---------------|------|
| 1 | * | 2388.158 | 66.532 | 35.090 | -7.468 | 74.000 | 31.442 | PK |
| 2 | | 2390.000 | 62.836 | 31.403 | -11.164 | 74.000 | 31.433 | PK |
| 3 | | 2428.779 | 111.247 | 79.925 | N/A | N/A | 31.323 | PK |

Note 1: " * ", means this data is the worst emission level.

Note 2: Measure Level (dB μ V/m) = Reading Level (dB μ V) + Factor (dB/m).

Note 3: Factor (dB/m) = Cable Loss (dB) + Antenna Factor (dB/m).

| | |
|--|-----------------------|
| Site: WZ-AC2 | Test Date: 2022-08-16 |
| Limit: FCC_2.4G_RE(3m) | Engineer: Bob Zhang |
| Probe: BBHA9120D_1457_1-18GHz | Polarity: Vertical |
| EUT: AX6000 Gigabit Wireless Extender | Power: AC 120V/60Hz |
| Test Mode: Transmit by 802.11n-HT40 at 2427MHz | |



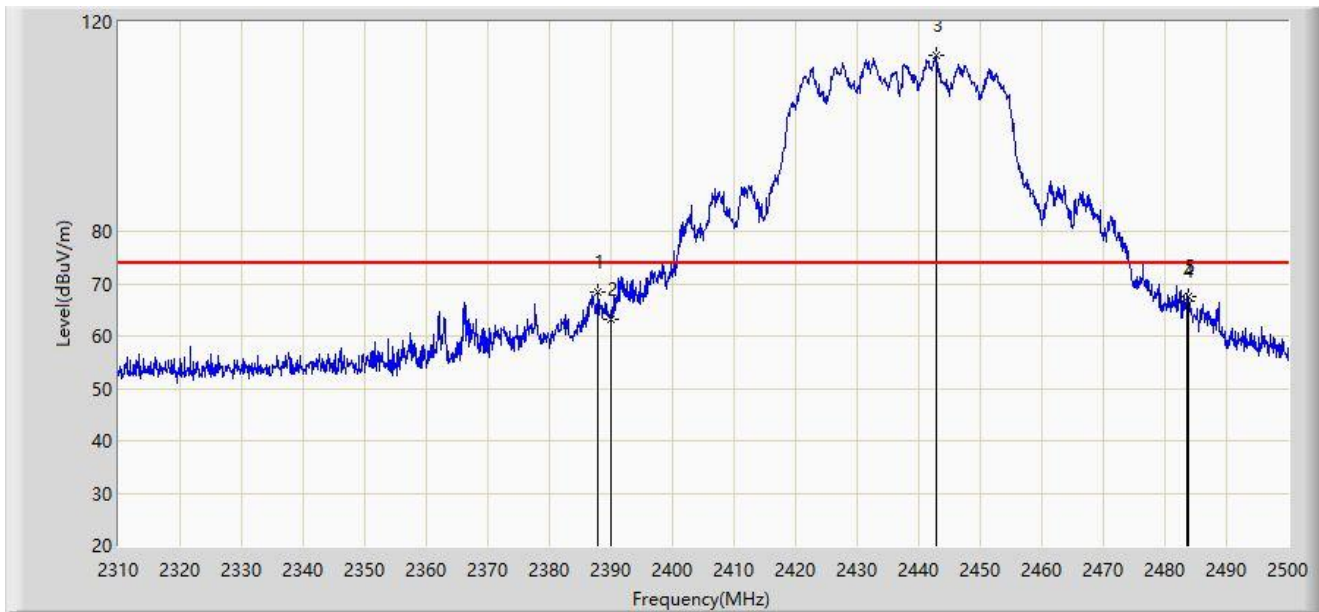
| No | Mark | Frequency (MHz) | Measure Level (dB μ V/m) | Reading Level (dB μ V) | Margin (dB) | Limit (dB μ V/m) | Factor (dB/m) | Type |
|----|------|-----------------|------------------------------|----------------------------|-------------|----------------------|---------------|------|
| 1 | * | 2389.186 | 52.920 | 21.483 | -1.080 | 54.000 | 31.437 | AV |
| 2 | | 2390.000 | 51.495 | 20.062 | -2.505 | 54.000 | 31.433 | AV |
| 3 | | 2429.053 | 102.980 | 71.658 | N/A | N/A | 31.322 | AV |

Note 1: " * ", means this data is the worst emission level.

Note 2: Measure Level (dB μ V/m) = Reading Level (dB μ V) + Factor (dB/m).

Note 3: Factor (dB/m) = Cable Loss (dB) + Antenna Factor (dB/m).

| | |
|--|-----------------------|
| Site: WZ-AC2 | Test Date: 2022-07-14 |
| Limit: FCC_2.4G_RE(3m) | Engineer: Bob Zhang |
| Probe: BBHA9120D_1457_1-18GHz | Polarity: Horizontal |
| EUT: AX6000 Gigabit Wireless Extender | Power: AC 120V/60Hz |
| Test Mode: Transmit by 802.11n-HT40 at 2437MHz | |



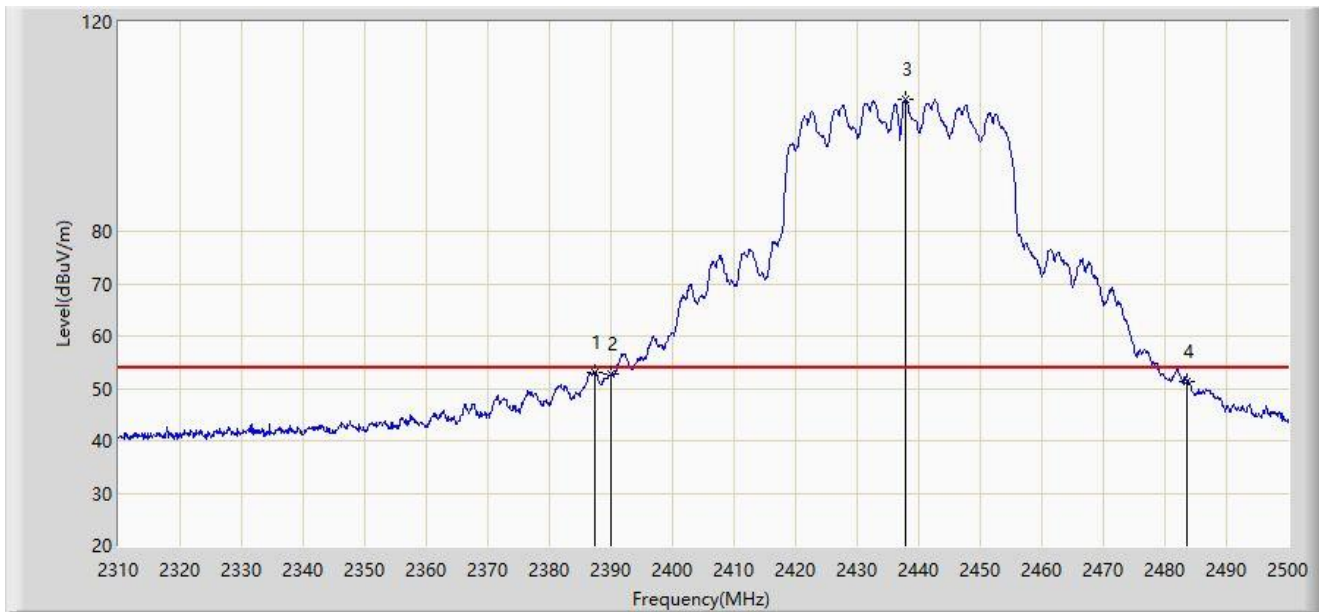
| No | Mark | Frequency (MHz) | Measure Level (dB μ V/m) | Reading Level (dB μ V) | Margin (dB) | Limit (dB μ V/m) | Factor (dB/m) | Type |
|----|------|-----------------|------------------------------|----------------------------|-------------|----------------------|---------------|------|
| 1 | * | 2387.900 | 68.379 | 36.935 | -5.621 | 74.000 | 31.443 | PK |
| 2 | | 2390.000 | 63.330 | 31.897 | -10.670 | 74.000 | 31.433 | PK |
| 3 | | 2442.810 | 113.533 | 82.212 | N/A | N/A | 31.321 | PK |
| 4 | | 2483.500 | 66.583 | 35.268 | -7.417 | 74.000 | 31.315 | PK |
| 5 | | 2483.755 | 67.489 | 36.174 | -6.511 | 74.000 | 31.315 | PK |

Note 1: " * ", means this data is the worst emission level.

Note 2: Measure Level (dB μ V/m) = Reading Level (dB μ V) + Factor (dB/m).

Note 3: Factor (dB/m) = Cable Loss (dB) + Antenna Factor (dB/m).

| | |
|--|-----------------------|
| Site: WZ-AC2 | Test Date: 2022-07-14 |
| Limit: FCC_2.4G_RE(3m) | Engineer: Bob Zhang |
| Probe: BBHA9120D_1457_1-18GHz | Polarity: Horizontal |
| EUT: AX6000 Gigabit Wireless Extender | Power: AC 120V/60Hz |
| Test Mode: Transmit by 802.11n-HT40 at 2437MHz | |



| No | Mark | Frequency (MHz) | Measure Level (dB μ V/m) | Reading Level (dB μ V) | Margin (dB) | Limit (dB μ V/m) | Factor (dB/m) | Type |
|----|------|-----------------|------------------------------|----------------------------|-------------|----------------------|---------------|------|
| 1 | * | 2387.330 | 53.184 | 21.738 | -0.816 | 54.000 | 31.447 | AV |
| 2 | | 2390.000 | 52.854 | 21.421 | -1.146 | 54.000 | 31.433 | AV |
| 3 | | 2437.870 | 105.303 | 73.987 | N/A | N/A | 31.316 | AV |
| 4 | | 2483.500 | 51.404 | 20.089 | -2.596 | 54.000 | 31.315 | AV |

Note 1: " * ", means this data is the worst emission level.

Note 2: Measure Level (dB μ V/m) = Reading Level (dB μ V) + Factor (dB/m).

Note 3: Factor (dB/m) = Cable Loss (dB) + Antenna Factor (dB/m).

| | |
|--|-----------------------|
| Site: WZ-AC2 | Test Date: 2022-07-14 |
| Limit: FCC_2.4G_RE(3m) | Engineer: Bob Zhang |
| Probe: BBHA9120D_1457_1-18GHz | Polarity: Vertical |
| EUT: AX6000 Gigabit Wireless Extender | Power: AC 120V/60Hz |
| Test Mode: Transmit by 802.11n-HT40 at 2437MHz | |



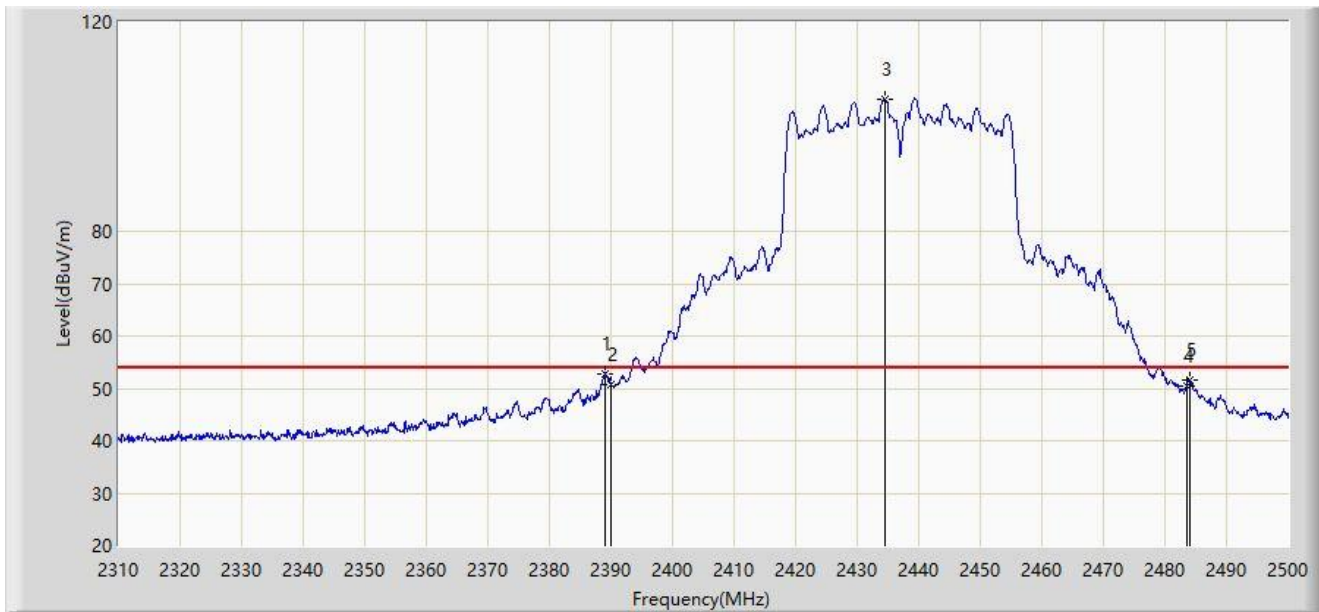
| No | Mark | Frequency (MHz) | Measure Level (dBμV/m) | Reading Level (dBμV) | Margin (dB) | Limit (dBμV/m) | Factor (dB/m) | Type |
|----|------|-----------------|------------------------|----------------------|-------------|----------------|---------------|------|
| 1 | * | 2388.945 | 66.227 | 34.789 | -7.773 | 74.000 | 31.438 | PK |
| 2 | | 2390.000 | 62.894 | 31.461 | -11.106 | 74.000 | 31.433 | PK |
| 3 | | 2439.485 | 113.026 | 81.708 | N/A | N/A | 31.318 | PK |
| 4 | | 2483.500 | 63.277 | 31.962 | -10.723 | 74.000 | 31.315 | PK |
| 5 | | 2484.705 | 66.060 | 34.743 | -7.940 | 74.000 | 31.317 | PK |

Note 1: " * ", means this data is the worst emission level.

Note 2: Measure Level (dBμV/m) = Reading Level (dBμV) + Factor (dB/m).

Note 3: Factor (dB/m) = Cable Loss (dB) + Antenna Factor (dB/m).

| | |
|--|-----------------------|
| Site: WZ-AC2 | Test Date: 2022-07-14 |
| Limit: FCC_2.4G_RE(3m) | Engineer: Bob Zhang |
| Probe: BBHA9120D_1457_1-18GHz | Polarity: Vertical |
| EUT: AX6000 Gigabit Wireless Extender | Power: AC 120V/60Hz |
| Test Mode: Transmit by 802.11n-HT40 at 2437MHz | |



| No | Mark | Frequency (MHz) | Measure Level (dB μ V/m) | Reading Level (dB μ V) | Margin (dB) | Limit (dB μ V/m) | Factor (dB/m) | Type |
|----|------|-----------------|------------------------------|----------------------------|-------------|----------------------|---------------|------|
| 1 | * | 2388.945 | 52.843 | 21.405 | -1.157 | 54.000 | 31.438 | AV |
| 2 | | 2390.000 | 50.771 | 19.338 | -3.229 | 54.000 | 31.433 | AV |
| 3 | | 2434.640 | 105.300 | 73.982 | N/A | N/A | 31.318 | AV |
| 4 | | 2483.500 | 50.434 | 19.119 | -3.566 | 54.000 | 31.315 | AV |
| 5 | | 2484.040 | 51.584 | 20.268 | -2.416 | 54.000 | 31.316 | AV |

Note 1: " * ", means this data is the worst emission level.

Note 2: Measure Level (dB μ V/m) = Reading Level (dB μ V) + Factor (dB/m).

Note 3: Factor (dB/m) = Cable Loss (dB) + Antenna Factor (dB/m).

| | |
|--|-----------------------|
| Site: WZ-AC2 | Test Date: 2022-07-13 |
| Limit: FCC_2.4G_RE(3m) | Engineer: Bob Zhang |
| Probe: BBHA9120D_1457_1-18GHz | Polarity: Horizontal |
| EUT: AX6000 Gigabit Wireless Extender | Power: AC 120V/60Hz |
| Test Mode: Transmit by 802.11n-HT40 at 2452MHz | |



| No | Mark | Frequency (MHz) | Measure Level (dB μ V/m) | Reading Level (dB μ V) | Margin (dB) | Limit (dB μ V/m) | Factor (dB/m) | Type |
|----|------|-----------------|------------------------------|----------------------------|-------------|----------------------|---------------|------|
| 1 | | 2450.734 | 111.441 | 80.106 | N/A | N/A | 31.335 | PK |
| 2 | | 2483.500 | 62.600 | 31.285 | -11.400 | 74.000 | 31.315 | PK |
| 3 | * | 2490.174 | 64.891 | 33.564 | -9.109 | 74.000 | 31.327 | PK |

Note 1: " * ", means this data is the worst emission level.

Note 2: Measure Level (dB μ V/m) = Reading Level (dB μ V) + Factor (dB/m).

Note 3: Factor (dB/m) = Cable Loss (dB) + Antenna Factor (dB/m).

| | |
|--|-----------------------|
| Site: WZ-AC2 | Test Date: 2022-07-13 |
| Limit: FCC_2.4G_RE(3m) | Engineer: Bob Zhang |
| Probe: BBHA9120D_1457_1-18GHz | Polarity: Horizontal |
| EUT: AX6000 Gigabit Wireless Extender | Power: AC 120V/60Hz |
| Test Mode: Transmit by 802.11n-HT40 at 2452MHz | |



| No | Mark | Frequency (MHz) | Measure Level (dB μ V/m) | Reading Level (dB μ V) | Margin (dB) | Limit (dB μ V/m) | Factor (dB/m) | Type |
|----|------|-----------------|------------------------------|----------------------------|-------------|----------------------|---------------|------|
| 1 | | 2451.108 | 103.123 | 71.788 | N/A | N/A | 31.335 | AV |
| 2 | | 2483.500 | 51.986 | 20.671 | -2.014 | 54.000 | 31.315 | AV |
| 3 | * | 2484.258 | 52.896 | 21.580 | -1.104 | 54.000 | 31.316 | AV |

Note 1: " * ", means this data is the worst emission level.

Note 2: Measure Level (dB μ V/m) = Reading Level (dB μ V) + Factor (dB/m).

Note 3: Factor (dB/m) = Cable Loss (dB) + Antenna Factor (dB/m).

| | |
|--|-----------------------|
| Site: WZ-AC2 | Test Date: 2022-07-13 |
| Limit: FCC_2.4G_RE(3m) | Engineer: Bob Zhang |
| Probe: BBHA9120D_1457_1-18GHz | Polarity: Vertical |
| EUT: AX6000 Gigabit Wireless Extender | Power: AC 120V/60Hz |
| Test Mode: Transmit by 802.11n-HT40 at 2452MHz | |



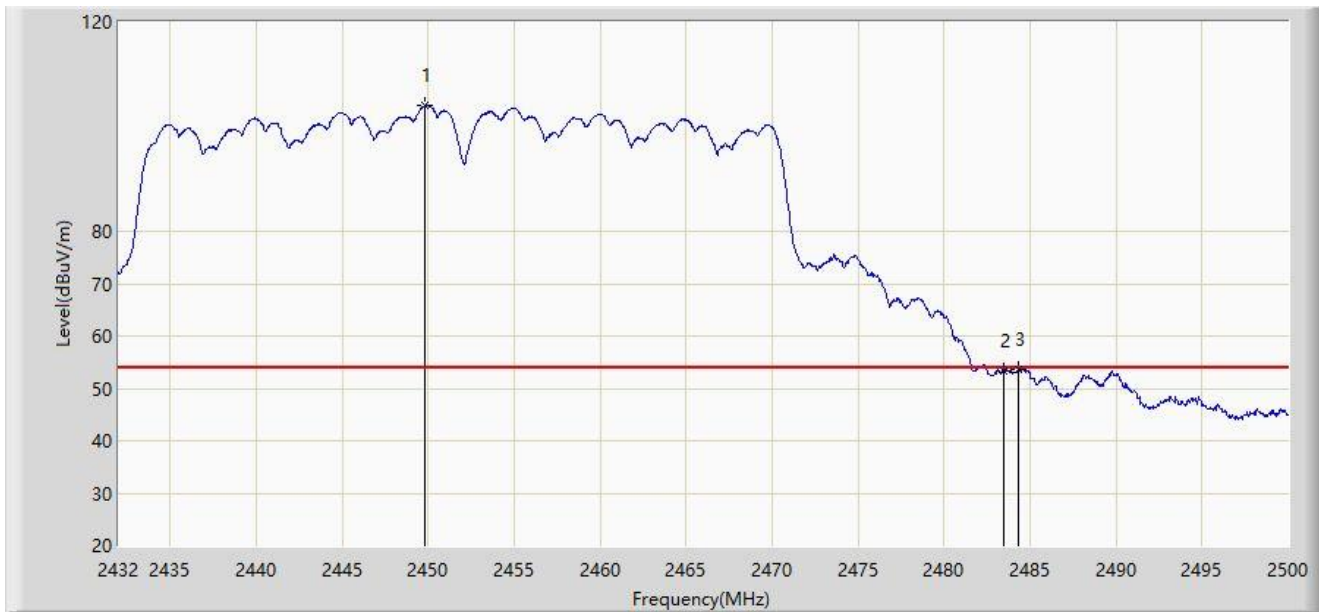
| No | Mark | Frequency (MHz) | Measure Level (dB μ V/m) | Reading Level (dB μ V) | Margin (dB) | Limit (dB μ V/m) | Factor (dB/m) | Type |
|----|------|-----------------|------------------------------|----------------------------|-------------|----------------------|---------------|------|
| 1 | | 2450.054 | 112.251 | 80.918 | N/A | N/A | 31.333 | PK |
| 2 | | 2483.500 | 63.163 | 31.848 | -10.837 | 74.000 | 31.315 | PK |
| 3 | * | 2488.236 | 65.841 | 34.518 | -8.159 | 74.000 | 31.323 | PK |

Note 1: " * ", means this data is the worst emission level.

Note 2: Measure Level (dB μ V/m) = Reading Level (dB μ V) + Factor (dB/m).

Note 3: Factor (dB/m) = Cable Loss (dB) + Antenna Factor (dB/m).

| | |
|--|-----------------------|
| Site: WZ-AC2 | Test Date: 2022-07-13 |
| Limit: FCC_2.4G_RE(3m) | Engineer: Bob Zhang |
| Probe: BBHA9120D_1457_1-18GHz | Polarity: Vertical |
| EUT: AX6000 Gigabit Wireless Extender | Power: AC 120V/60Hz |
| Test Mode: Transmit by 802.11n-HT40 at 2452MHz | |



| No | Mark | Frequency (MHz) | Measure Level (dB μ V/m) | Reading Level (dB μ V) | Margin (dB) | Limit (dB μ V/m) | Factor (dB/m) | Type |
|----|------|-----------------|------------------------------|----------------------------|-------------|----------------------|---------------|------|
| 1 | | 2449.850 | 104.061 | 72.728 | N/A | N/A | 31.333 | AV |
| 2 | | 2483.500 | 53.331 | 22.016 | -0.669 | 54.000 | 31.315 | AV |
| 3 | * | 2484.292 | 53.703 | 22.387 | -0.297 | 54.000 | 31.316 | AV |

Note 1: " * ", means this data is the worst emission level.

Note 2: Measure Level (dB μ V/m) = Reading Level (dB μ V) + Factor (dB/m).

Note 3: Factor (dB/m) = Cable Loss (dB) + Antenna Factor (dB/m).

| | |
|---|-----------------------|
| Site: WZ-AC2 | Test Date: 2022-07-14 |
| Limit: FCC_2.4G_RE(3m) | Engineer: Bob Zhang |
| Probe: BBHA9120D_1457_1-18GHz | Polarity: Horizontal |
| EUT: AX6000 Gigabit Wireless Extender | Power: AC 120V/60Hz |
| Test Mode: Transmit by 802.11ax-HE20 at 2412MHz | |



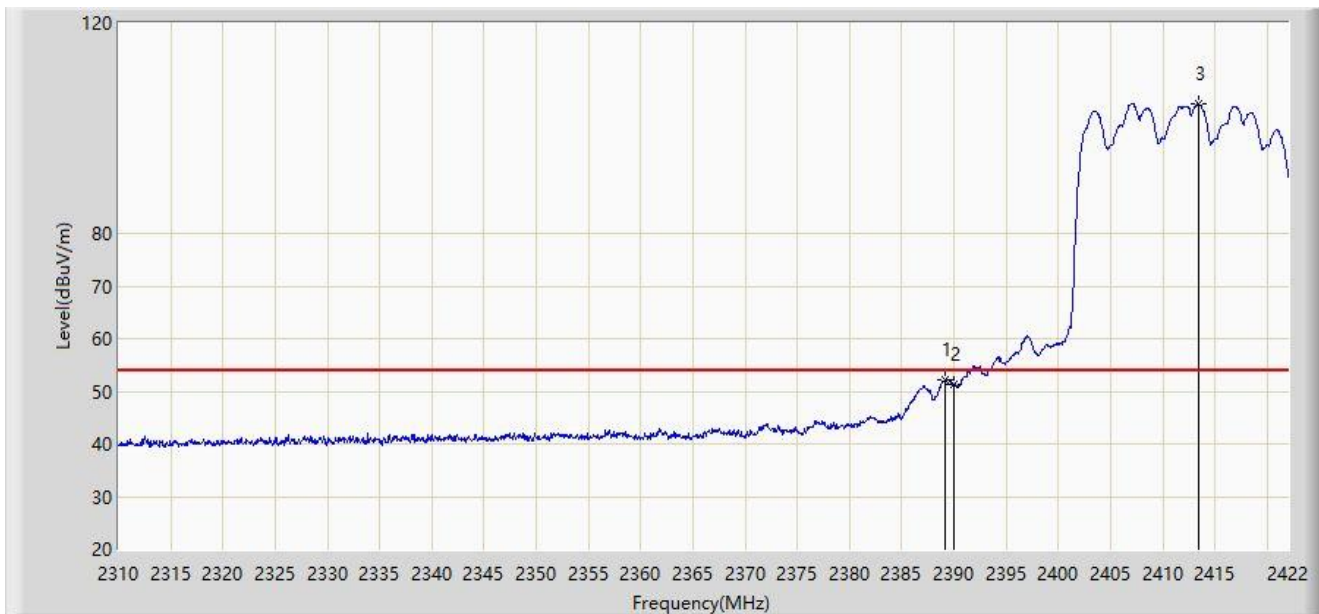
| No | Mark | Frequency (MHz) | Measure Level (dB μ V/m) | Reading Level (dB μ V) | Margin (dB) | Limit (dB μ V/m) | Factor (dB/m) | Type |
|----|------|-----------------|------------------------------|----------------------------|-------------|----------------------|---------------|------|
| 1 | * | 2389.464 | 70.719 | 39.283 | -3.281 | 74.000 | 31.436 | PK |
| 2 | | 2390.000 | 68.354 | 36.921 | -5.646 | 74.000 | 31.433 | PK |
| 3 | | 2413.208 | 115.626 | 84.270 | N/A | N/A | 31.356 | PK |

Note 1: " * ", means this data is the worst emission level.

Note 2: Measure Level (dB μ V/m) = Reading Level (dB μ V) + Factor (dB/m).

Note 3: Factor (dB/m) = Cable Loss (dB) + Antenna Factor (dB/m).

| | |
|---|-----------------------|
| Site: WZ-AC2 | Test Date: 2022-07-14 |
| Limit: FCC_2.4G_RE(3m) | Engineer: Bob Zhang |
| Probe: BBHA9120D_1457_1-18GHz | Polarity: Horizontal |
| EUT: AX6000 Gigabit Wireless Extender | Power: AC 120V/60Hz |
| Test Mode: Transmit by 802.11ax-HE20 at 2412MHz | |



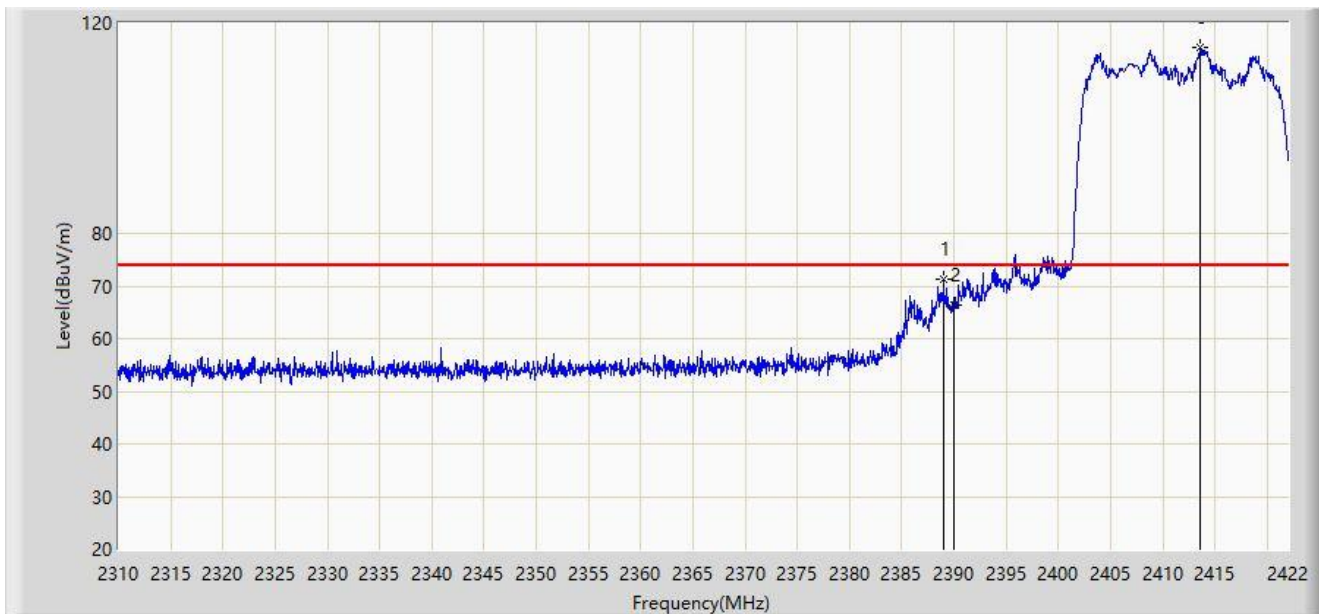
| No | Mark | Frequency (MHz) | Measure Level (dB μ V/m) | Reading Level (dB μ V) | Margin (dB) | Limit (dB μ V/m) | Factor (dB/m) | Type |
|----|------|-----------------|------------------------------|----------------------------|-------------|----------------------|---------------|------|
| 1 | * | 2389.184 | 52.196 | 20.759 | -1.804 | 54.000 | 31.437 | AV |
| 2 | | 2390.000 | 51.190 | 19.757 | -2.810 | 54.000 | 31.433 | AV |
| 3 | | 2413.376 | 104.640 | 73.284 | N/A | N/A | 31.356 | AV |

Note 1: " * ", means this data is the worst emission level.

Note 2: Measure Level (dB μ V/m) = Reading Level (dB μ V) + Factor (dB/m).

Note 3: Factor (dB/m) = Cable Loss (dB) + Antenna Factor (dB/m).

| | |
|---|-----------------------|
| Site: WZ-AC2 | Test Date: 2022-07-14 |
| Limit: FCC_2.4G_RE(3m) | Engineer: Bob Zhang |
| Probe: BBHA9120D_1457_1-18GHz | Polarity: Vertical |
| EUT: AX6000 Gigabit Wireless Extender | Power: AC 120V/60Hz |
| Test Mode: Transmit by 802.11ax-HE20 at 2412MHz | |



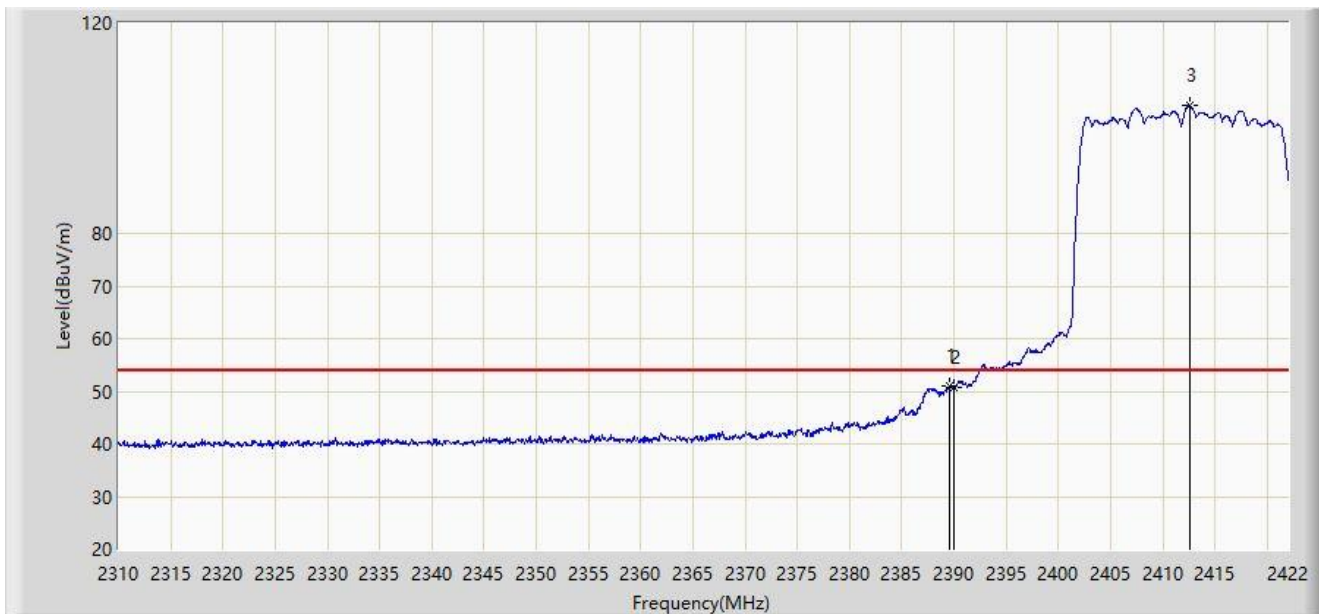
| No | Mark | Frequency (MHz) | Measure Level (dB μ V/m) | Reading Level (dB μ V) | Margin (dB) | Limit (dB μ V/m) | Factor (dB/m) | Type |
|----|------|-----------------|------------------------------|----------------------------|-------------|----------------------|---------------|------|
| 1 | * | 2389.016 | 71.194 | 39.756 | -2.806 | 74.000 | 31.438 | PK |
| 2 | | 2390.000 | 66.363 | 34.930 | -7.637 | 74.000 | 31.433 | PK |
| 3 | | 2413.600 | 115.377 | 84.022 | N/A | N/A | 31.355 | PK |

Note 1: " * ", means this data is the worst emission level.

Note 2: Measure Level (dB μ V/m) = Reading Level (dB μ V) + Factor (dB/m).

Note 3: Factor (dB/m) = Cable Loss (dB) + Antenna Factor (dB/m).

| | |
|---|-----------------------|
| Site: WZ-AC2 | Test Date: 2022-07-14 |
| Limit: FCC_2.4G_RE(3m) | Engineer: Bob Zhang |
| Probe: BBHA9120D_1457_1-18GHz | Polarity: Vertical |
| EUT: AX6000 Gigabit Wireless Extender | Power: AC 120V/60Hz |
| Test Mode: Transmit by 802.11ax-HE20 at 2412MHz | |



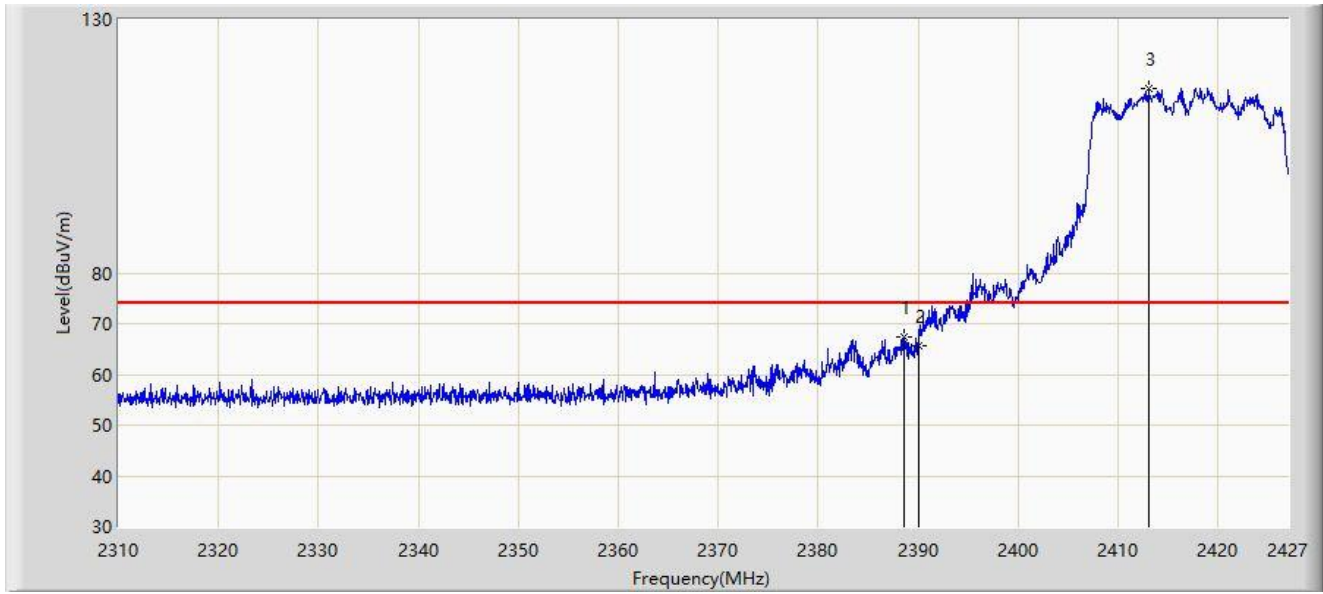
| No | Mark | Frequency (MHz) | Measure Level (dB μ V/m) | Reading Level (dB μ V) | Margin (dB) | Limit (dB μ V/m) | Factor (dB/m) | Type |
|----|------|-----------------|------------------------------|----------------------------|-------------|----------------------|---------------|------|
| 1 | * | 2389.632 | 50.983 | 19.548 | -3.017 | 54.000 | 31.435 | AV |
| 2 | | 2390.000 | 50.764 | 19.331 | -3.236 | 54.000 | 31.433 | AV |
| 3 | | 2412.536 | 104.424 | 73.066 | N/A | N/A | 31.357 | AV |

Note 1: " * ", means this data is the worst emission level.

Note 2: Measure Level (dB μ V/m) = Reading Level (dB μ V) + Factor (dB/m).

Note 3: Factor (dB/m) = Cable Loss (dB) + Antenna Factor (dB/m).

| | |
|---|-----------------------|
| Site: WZ-AC2 | Test Date: 2022-07-28 |
| Limit: FCC_2.4G_RE(3m) | Engineer: Bob Zhang |
| Probe: BBHA9120D_1457_1-18GHz | Polarity: Horizontal |
| EUT: AX6000 Gigabit Wireless Extender | Power: AC 120V/60Hz |
| Test Mode: Transmit by 802.11ax-HE20 at 2417MHz | |



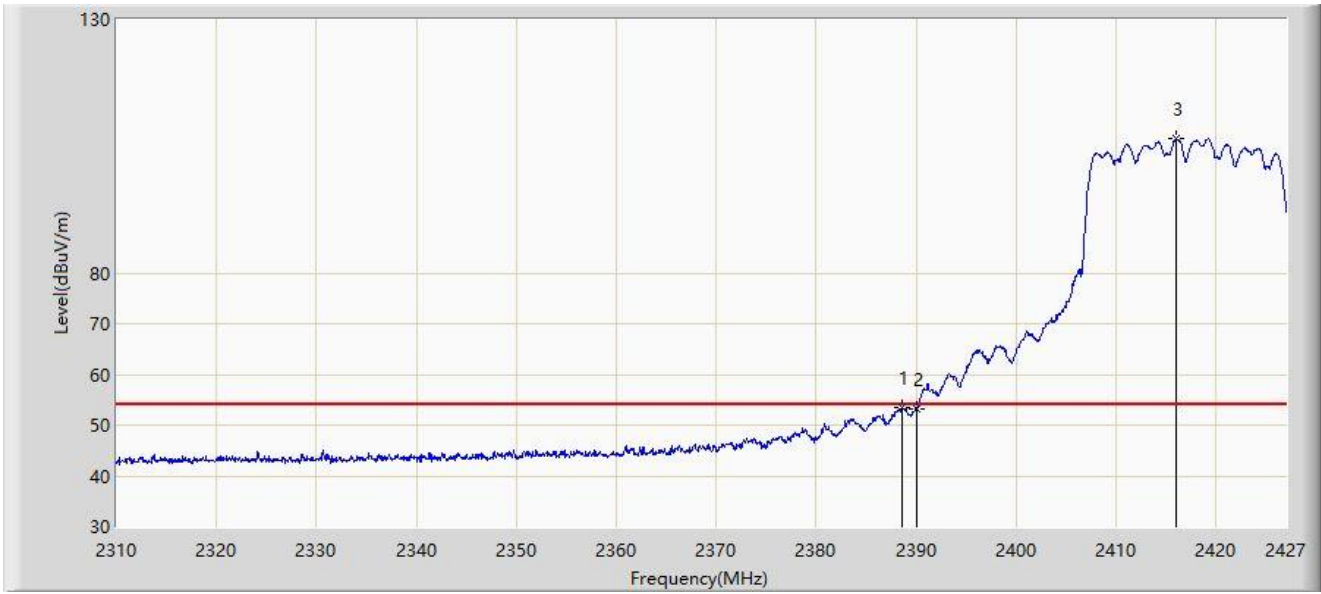
| No | Mark | Frequency (MHz) | Measure Level (dBμV/m) | Reading Level (dBμV) | Margin (dB) | Limit (dBμV/m) | Factor (dB/m) | Type |
|----|------|-----------------|------------------------|----------------------|-------------|----------------|---------------|------|
| 1 | * | 2388.624 | 67.477 | 36.037 | -6.523 | 74.000 | 31.441 | PK |
| 2 | | 2390.000 | 65.774 | 34.341 | -8.226 | 74.000 | 31.433 | PK |
| 3 | | 2413.077 | 116.422 | 85.066 | N/A | N/A | 31.357 | PK |

Note 1: " * ", means this data is the worst emission level.

Note 2: Measure Level (dBμV/m) = Reading Level (dBμV) + Factor (dB/m).

Note 3: Factor (dB/m) = Cable Loss (dB) + Antenna Factor (dB/m).

| | |
|---|-----------------------|
| Site: WZ-AC2 | Test Date: 2022-07-28 |
| Limit: FCC_2.4G_RE(3m) | Engineer: Bob Zhang |
| Probe: BBHA9120D_1457_1-18GHz | Polarity: Horizontal |
| EUT: AX6000 Gigabit Wireless Extender | Power: AC 120V/60Hz |
| Test Mode: Transmit by 802.11ax-HE20 at 2417MHz | |



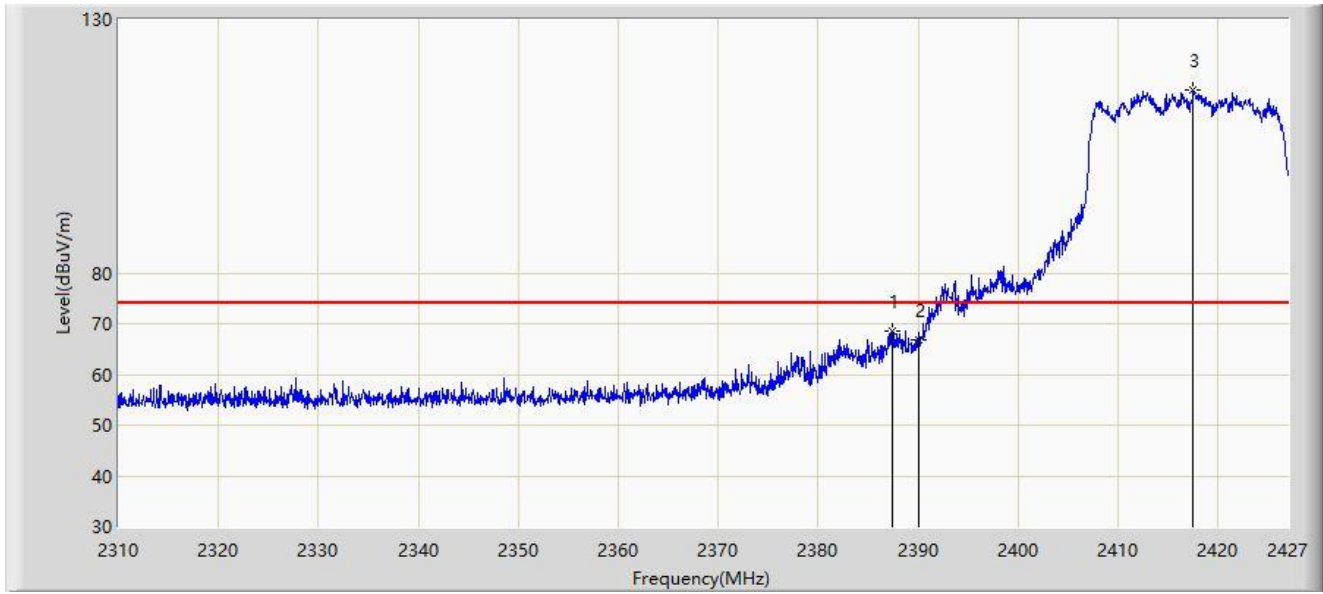
| No | Mark | Frequency (MHz) | Measure Level (dB μ V/m) | Reading Level (dB μ V) | Margin (dB) | Limit (dB μ V/m) | Factor (dB/m) | Type |
|----|------|-----------------|------------------------------|----------------------------|-------------|----------------------|---------------|------|
| 1 | * | 2388.624 | 53.581 | 22.141 | -0.419 | 54.000 | 31.441 | AV |
| 2 | | 2390.000 | 53.219 | 21.786 | -0.781 | 54.000 | 31.433 | AV |
| 3 | | 2416.061 | 106.619 | 75.271 | N/A | N/A | 31.349 | AV |

Note 1: " * ", means this data is the worst emission level.

Note 2: Measure Level (dB μ V/m) = Reading Level (dB μ V) + Factor (dB/m).

Note 3: Factor (dB/m) = Cable Loss (dB) + Antenna Factor (dB/m).

| | |
|---|-----------------------|
| Site: WZ-AC2 | Test Date: 2022-08-16 |
| Limit: FCC_2.4G_RE(3m) | Engineer: Bob Zhang |
| Probe: BBHA9120D_1457_1-18GHz | Polarity: Vertical |
| EUT: AX6000 Gigabit Wireless Extender | Power: AC 120V/60Hz |
| Test Mode: Transmit by 802.11ax-HE20 at 2417MHz | |



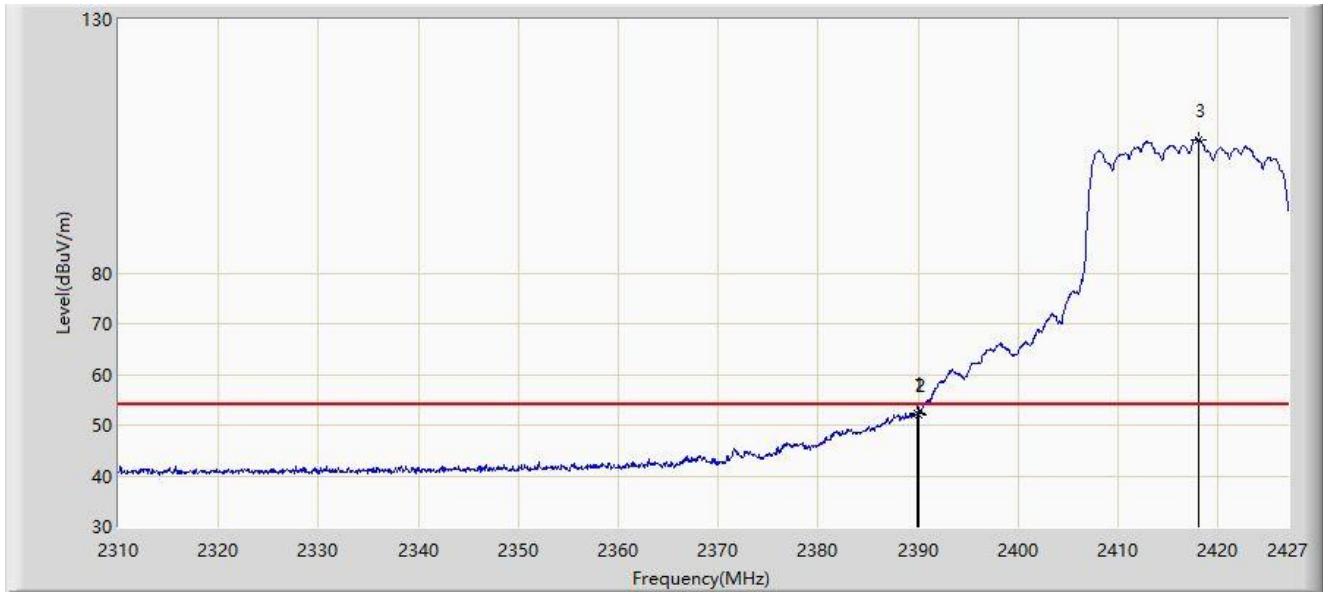
| No | Mark | Frequency (MHz) | Measure Level (dB μ V/m) | Reading Level (dB μ V) | Margin (dB) | Limit (dB μ V/m) | Factor (dB/m) | Type |
|----|------|-----------------|------------------------------|----------------------------|-------------|----------------------|---------------|------|
| 1 | * | 2387.396 | 68.482 | 37.036 | -5.518 | 74.000 | 31.446 | PK |
| 2 | | 2390.000 | 66.753 | 35.320 | -7.247 | 74.000 | 31.433 | PK |
| 3 | | 2417.523 | 115.944 | 84.599 | N/A | N/A | 31.344 | PK |

Note 1: " * ", means this data is the worst emission level.

Note 2: Measure Level (dB μ V/m) = Reading Level (dB μ V) + Factor (dB/m).

Note 3: Factor (dB/m) = Cable Loss (dB) + Antenna Factor (dB/m).

| | |
|---|-----------------------|
| Site: WZ-AC2 | Test Date: 2022-08-16 |
| Limit: FCC_2.4G_RE(3m) | Engineer: Bob Zhang |
| Probe: BBHA9120D_1457_1-18GHz | Polarity: Vertical |
| EUT: AX6000 Gigabit Wireless Extender | Power: AC 120V/60Hz |
| Test Mode: Transmit by 802.11ax-HE20 at 2417MHz | |



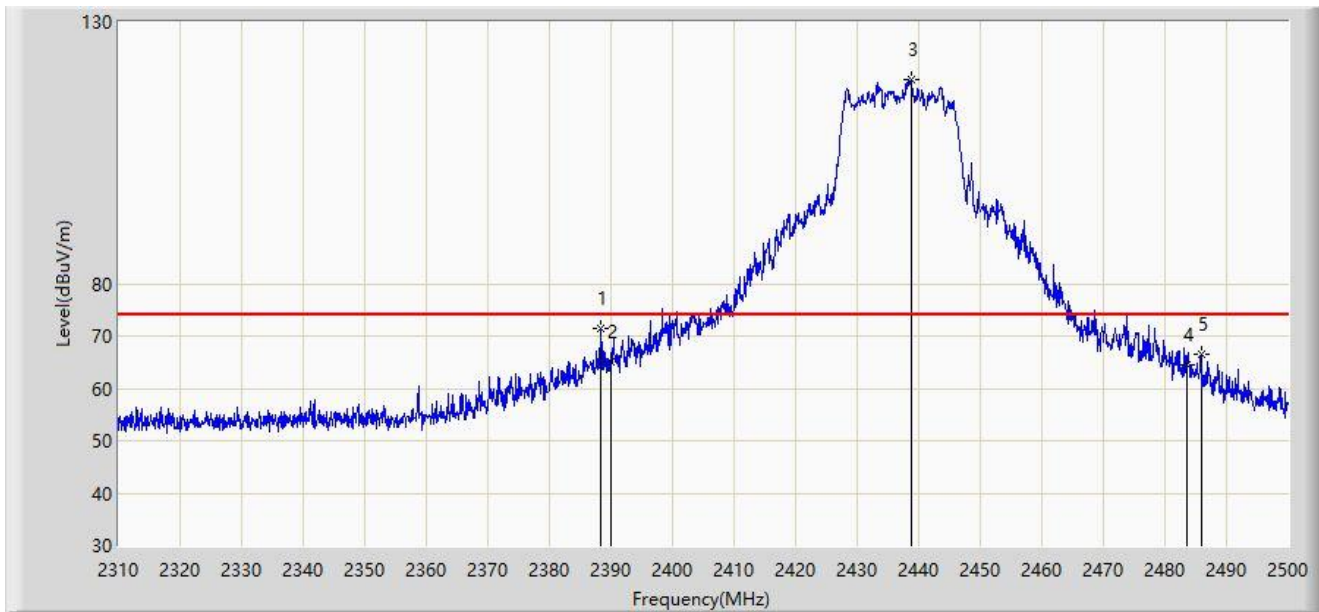
| No | Mark | Frequency (MHz) | Measure Level (dB μ V/m) | Reading Level (dB μ V) | Margin (dB) | Limit (dB μ V/m) | Factor (dB/m) | Type |
|----|------|-----------------|------------------------------|----------------------------|-------------|----------------------|---------------|------|
| 1 | * | 2389.853 | 52.447 | 21.013 | -1.553 | 54.000 | 31.434 | AV |
| 2 | | 2390.000 | 52.065 | 20.632 | -1.935 | 54.000 | 31.433 | AV |
| 3 | | 2418.050 | 106.373 | 75.030 | N/A | N/A | 31.343 | AV |

Note 1: " * ", means this data is the worst emission level.

Note 2: Measure Level (dB μ V/m) = Reading Level (dB μ V) + Factor (dB/m).

Note 3: Factor (dB/m) = Cable Loss (dB) + Antenna Factor (dB/m).

| | |
|---|-----------------------|
| Site: WZ-AC2 | Test Date: 2022-07-14 |
| Limit: FCC_2.4G_RE(3m) | Engineer: Bob Zhang |
| Probe: BBHA9120D_1457_1-18GHz | Polarity: Horizontal |
| EUT: AX6000 Gigabit Wireless Extender | Power: AC 120V/60Hz |
| Test Mode: Transmit by 802.11ax-HE20 at 2437MHz | |



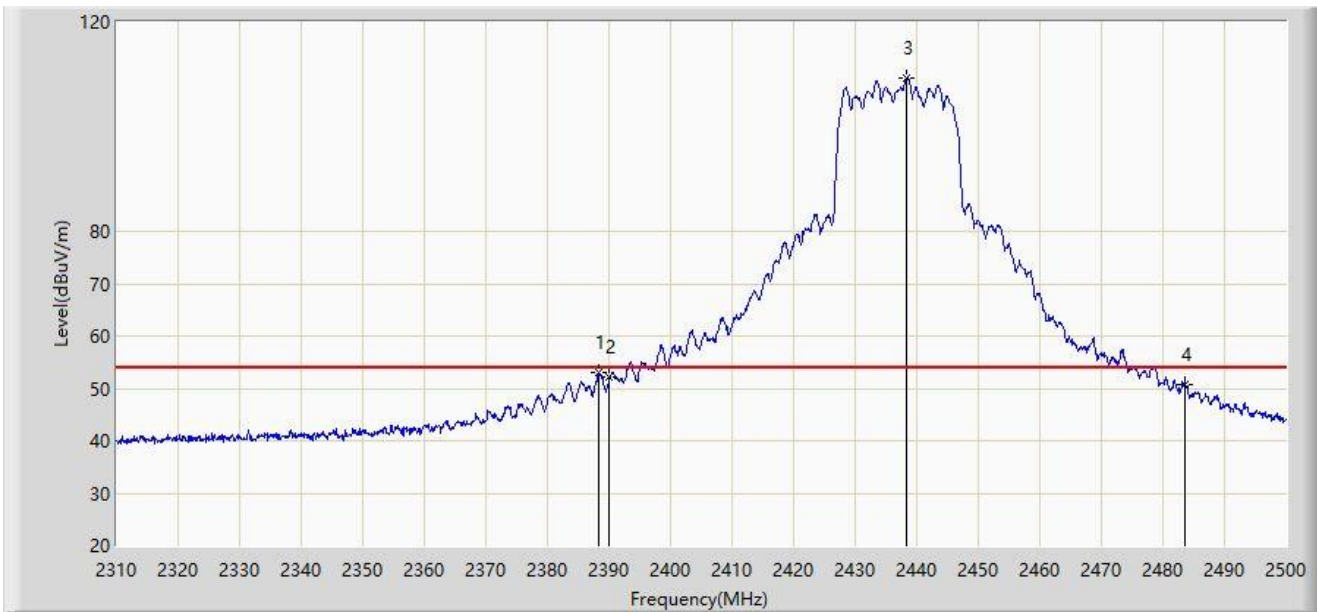
| No | Mark | Frequency (MHz) | Measure Level (dB μ V/m) | Reading Level (dB μ V) | Margin (dB) | Limit (dB μ V/m) | Factor (dB/m) | Type |
|----|------|-----------------|------------------------------|----------------------------|-------------|----------------------|---------------|------|
| 1 | * | 2388.280 | 71.432 | 39.990 | -2.568 | 74.000 | 31.442 | PK |
| 2 | | 2390.000 | 65.105 | 33.672 | -8.895 | 74.000 | 31.433 | PK |
| 3 | | 2438.725 | 119.008 | 87.691 | N/A | N/A | 31.316 | PK |
| 4 | | 2483.500 | 64.519 | 33.204 | -9.481 | 74.000 | 31.315 | PK |
| 5 | | 2485.845 | 66.492 | 35.173 | -7.508 | 74.000 | 31.319 | PK |

Note 1: " * ", means this data is the worst emission level.

Note 2: Measure Level (dB μ V/m) = Reading Level (dB μ V) + Factor (dB/m).

Note 3: Factor (dB/m) = Cable Loss (dB) + Antenna Factor (dB/m).

| | |
|---|-----------------------|
| Site: WZ-AC2 | Test Date: 2022-07-14 |
| Limit: FCC_2.4G_RE(3m) | Engineer: Bob Zhang |
| Probe: BBHA9120D_1457_1-18GHz | Polarity: Horizontal |
| EUT: AX6000 Gigabit Wireless Extender | Power: AC 120V/60Hz |
| Test Mode: Transmit by 802.11ax-HE20 at 2437MHz | |



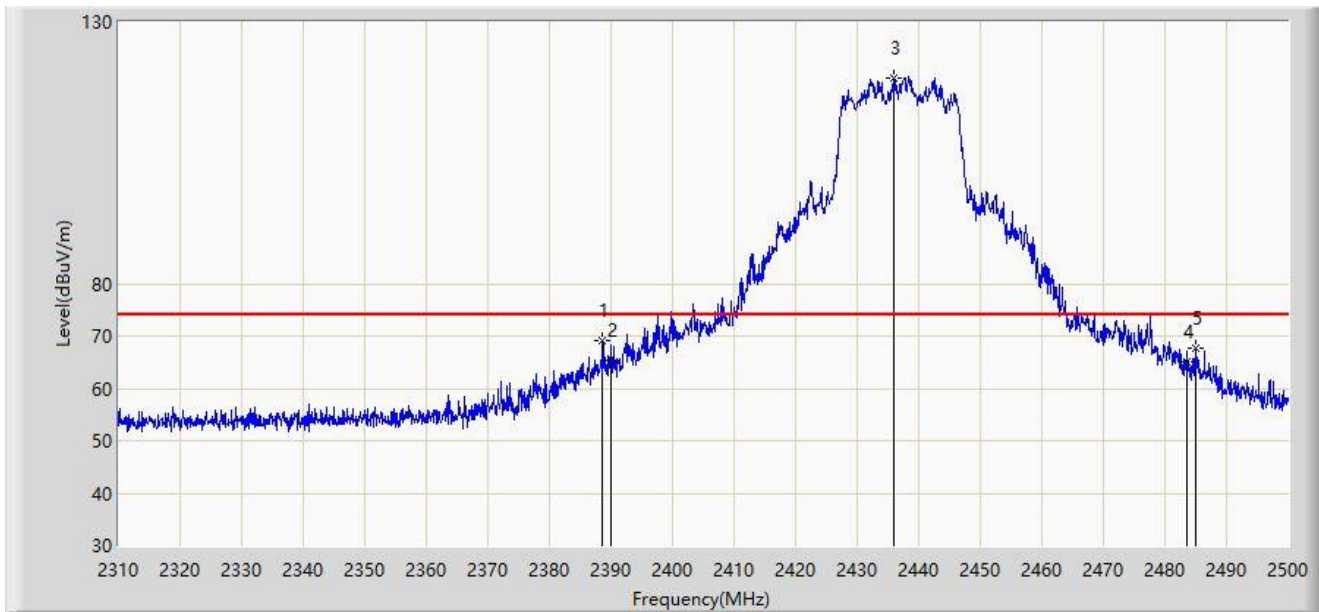
| No | Mark | Frequency (MHz) | Measure Level (dB μ V/m) | Reading Level (dB μ V) | Margin (dB) | Limit (dB μ V/m) | Factor (dB/m) | Type |
|----|------|-----------------|------------------------------|----------------------------|-------------|----------------------|---------------|------|
| 1 | * | 2388.375 | 52.948 | 21.507 | -1.052 | 54.000 | 31.442 | AV |
| 2 | | 2390.000 | 52.227 | 20.794 | -1.773 | 54.000 | 31.433 | AV |
| 3 | | 2438.250 | 109.366 | 78.050 | N/A | N/A | 31.316 | AV |
| 4 | | 2483.500 | 50.850 | 19.535 | -3.150 | 54.000 | 31.315 | AV |

Note 1: " * ", means this data is the worst emission level.

Note 2: Measure Level (dB μ V/m) = Reading Level (dB μ V) + Factor (dB/m).

Note 3: Factor (dB/m) = Cable Loss (dB) + Antenna Factor (dB/m).

| | |
|---|-----------------------|
| Site: WZ-AC2 | Test Date: 2022-07-14 |
| Limit: FCC_2.4G_RE(3m) | Engineer: Bob Zhang |
| Probe: BBHA9120D_1457_1-18GHz | Polarity: Vertical |
| EUT: AX6000 Gigabit Wireless Extender | Power: AC 120V/60Hz |
| Test Mode: Transmit by 802.11ax-HE20 at 2437MHz | |



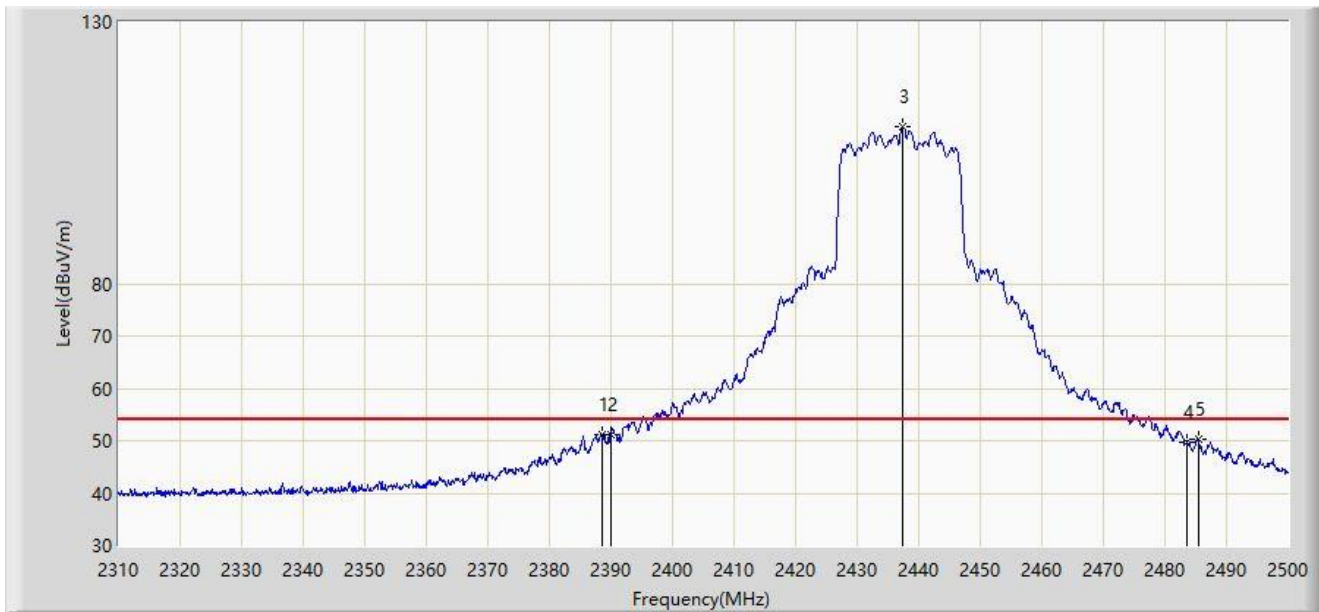
| No | Mark | Frequency (MHz) | Measure Level (dBμV/m) | Reading Level (dBμV) | Margin (dB) | Limit (dBμV/m) | Factor (dB/m) | Type |
|----|------|-----------------|------------------------|----------------------|-------------|----------------|---------------|------|
| 1 | * | 2388.660 | 69.220 | 37.780 | -4.780 | 74.000 | 31.439 | PK |
| 2 | | 2390.000 | 65.464 | 34.031 | -8.536 | 74.000 | 31.433 | PK |
| 3 | | 2436.065 | 119.291 | 87.974 | N/A | N/A | 31.317 | PK |
| 4 | | 2483.500 | 65.000 | 33.685 | -9.000 | 74.000 | 31.315 | PK |
| 5 | | 2484.895 | 67.700 | 36.383 | -6.300 | 74.000 | 31.317 | PK |

Note 1: " * ", means this data is the worst emission level.

Note 2: Measure Level (dBμV/m) = Reading Level (dBμV) + Factor (dB/m).

Note 3: Factor (dB/m) = Cable Loss (dB) + Antenna Factor (dB/m).

| | |
|---|-----------------------|
| Site: WZ-AC2 | Test Date: 2022-07-14 |
| Limit: FCC_2.4G_RE(3m) | Engineer: Bob Zhang |
| Probe: BBHA9120D_1457_1-18GHz | Polarity: Vertical |
| EUT: AX6000 Gigabit Wireless Extender | Power: AC 120V/60Hz |
| Test Mode: Transmit by 802.11ax-HE20 at 2437MHz | |



| No | Mark | Frequency (MHz) | Measure Level (dBμV/m) | Reading Level (dBμV) | Margin (dB) | Limit (dBμV/m) | Factor (dB/m) | Type |
|----|------|-----------------|------------------------|----------------------|-------------|----------------|---------------|------|
| 1 | * | 2388.470 | 51.192 | 19.751 | -2.808 | 54.000 | 31.441 | AV |
| 2 | | 2390.000 | 51.082 | 19.649 | -2.918 | 54.000 | 31.433 | AV |
| 3 | | 2437.395 | 109.901 | 78.585 | N/A | N/A | 31.316 | AV |
| 4 | | 2483.500 | 49.785 | 18.470 | -4.215 | 54.000 | 31.315 | AV |
| 5 | | 2485.370 | 50.272 | 18.954 | -3.728 | 54.000 | 31.318 | AV |

Note 1: " * ", means this data is the worst emission level.

Note 2: Measure Level (dBμV/m) = Reading Level (dBμV) + Factor (dB/m).

Note 3: Factor (dB/m) = Cable Loss (dB) + Antenna Factor (dB/m).

| | |
|---|-----------------------|
| Site: WZ-AC2 | Test Date: 2022-07-28 |
| Limit: FCC_2.4G_RE(3m) | Engineer: Bob Zhang |
| Probe: BBHA9120D_1457_1-18GHz | Polarity: Horizontal |
| EUT: AX6000 Gigabit Wireless Extender | Power: AC 120V/60Hz |
| Test Mode: Transmit by 802.11ax-HE20 at 2457MHz | |



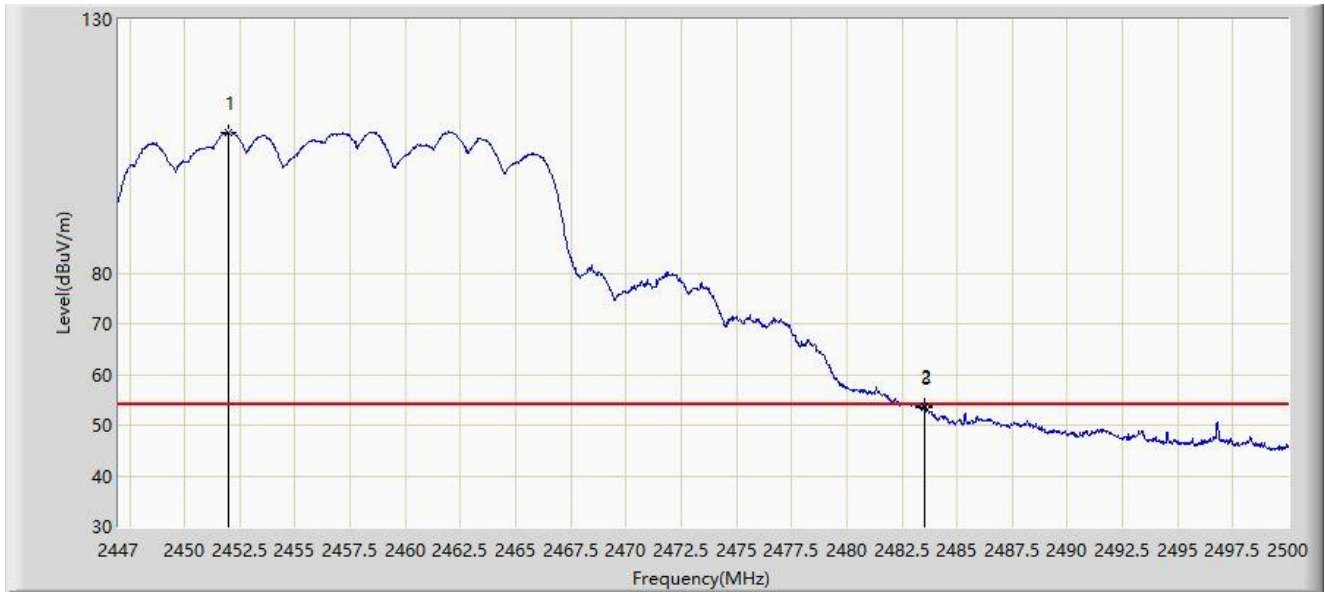
| No | Mark | Frequency (MHz) | Measure Level (dB μ V/m) | Reading Level (dB μ V) | Margin (dB) | Limit (dB μ V/m) | Factor (dB/m) | Type |
|----|------|-----------------|------------------------------|----------------------------|-------------|----------------------|---------------|------|
| 1 | | 2451.956 | 119.001 | 87.664 | N/A | N/A | 31.337 | PK |
| 2 | | 2483.500 | 65.741 | 34.426 | -8.259 | 74.000 | 31.315 | PK |
| 3 | * | 2484.312 | 69.021 | 37.705 | -4.979 | 74.000 | 31.316 | PK |

Note 1: " * ", means this data is the worst emission level.

Note 2: Measure Level (dB μ V/m) = Reading Level (dB μ V) + Factor (dB/m).

Note 3: Factor (dB/m) = Cable Loss (dB) + Antenna Factor (dB/m).

| | |
|---|-----------------------|
| Site: WZ-AC2 | Test Date: 2022-07-28 |
| Limit: FCC_2.4G_RE(3m) | Engineer: Bob Zhang |
| Probe: BBHA9120D_1457_1-18GHz | Polarity: Horizontal |
| EUT: AX6000 Gigabit Wireless Extender | Power: AC 120V/60Hz |
| Test Mode: Transmit by 802.11ax-HE20 at 2457MHz | |



| No | Mark | Frequency (MHz) | Measure Level (dB μ V/m) | Reading Level (dB μ V) | Margin (dB) | Limit (dB μ V/m) | Factor (dB/m) | Type |
|----|------|-----------------|------------------------------|----------------------------|-------------|----------------------|---------------|------|
| 1 | | 2451.982 | 107.822 | 76.485 | N/A | N/A | 31.337 | AV |
| 2 | * | 2483.500 | 53.653 | 22.338 | -0.347 | 54.000 | 31.315 | AV |
| 3 | | 2483.517 | 53.602 | 22.287 | -0.398 | 54.000 | 31.315 | AV |

Note 1: " * ", means this data is the worst emission level.

Note 2: Measure Level (dB μ V/m) = Reading Level (dB μ V) + Factor (dB/m).

Note 3: Factor (dB/m) = Cable Loss (dB) + Antenna Factor (dB/m).