





Photographs of the Test Configuration



Conducted Emission Test (model WAC6502-S, Adapter Mode)





Conducted Emission Test (model WAC6502-S, POE Mode)





Conducted Emission Test (model WAC6502-E, Adapter Mode)





Conducted Emission Test (model WAC6502-E, POE Mode)





Radiated Emission Below 1GHz Test (model WAC6502-S, Adapter Mode)





Radiated Emission Below 1GHz Test (model WAC6502-S, POE Mode)





Radiated Emission Below 1GHz Test (model WAC6502-E, Adapter Mode)



Radiated Emission Below 1GHz Test (model WAC6502-E, POE Mode)





Radiated Emission Above 1GHz Test (model WAC6502-S, POE Mode)



Radiated Emission Above 1GHz Test (model WAC6502-S, Adapter Mode)



Radiated Emission Above 1GHz Test (model WAC6502-E, POE Mode)



Radiated Emission Above 1GHz Test (model WAC6502-E, POE Mode)

