




Photographs of the Test Configuration



Conducted Emission Test (Model: WAC6103D-I, NAP203)





Conducted Emission Test (Model: NWA1123-AC PRO)





Radiated Emission Below 1GHz Test (Model: WAC6103D-I, NAP203, Ceiling mounted)




Radiated Emission Below 1GHz Test (Model: NWA1123-AC PRO, Ceiling mounted)





Radiated Emission Above 1GHz Test (Model: WAC6103D-I, NAP203, Ceiling mounted)





Radiated Emission Below 1GHz Test (Model: WAC6103D-I, NAP203, Wall mounted)



Radiated Emission Below 1GHz Test (Model: NWA1123-AC PRO, Wall mounted)

