



FCC TEST REPORT

According to

FCC CFR Title 47 Part 15 Subpart C

| | | |
|-----------------|---|---|
| Applicant | : | ZyXEL Communications Corp. |
| Address | : | NO.6,Innovation Rd. II Science Based Industrial Park Hsin-Chu,Taiwan |
| Manufacturer(1) | : | ZyXEL Communications Corp. |
| Address(1) | : | NO.6,Innovation Rd. II Science Based Industrial Park Hsin-Chu,Taiwan |
| Manufacturer(2) | : | ZyXEL Communications(Wuxi) Co Ltd. |
| Address(2) | : | 60 – E, Minshan RD, New District, Wuxi, Jiangsu, P.R. China |
| Equipment | : | 802.11n Wireless ADSL2+ 4-port Gateway |
| Model No. | : | P-660HN-T1H, P-660HN-T1h |
| FCC ID | : | I88P660HNT1H |

- The test result refers exclusively to the test presented test model / sample.
- Without written approval of **Cerpass Technology Corp.** the test report shall not be reproduced except in full.
- The test report must not be used by the clients to claim product certification approval by **NVLAP** or any agency of the Government.



Table of Contents

| | |
|---|------------|
| 1. Report of Measurements and Examinations..... | 6 |
| 2. Test Configuration of Equipment under Test..... | 7 |
| 2.1. Feature of Equipment under Test | 7 |
| 2.2. Carrier Frequency of Channels | 8 |
| 2.3. Test Manner | 9 |
| 2.4. Description of Test System | 9 |
| 2.5. Connection Diagram of Test System | 10 |
| 2.6. General Information of Test | 11 |
| 2.7. Measurement Uncertainty | 11 |
| 3. Test of Conducted Emission | 12 |
| 3.1. Test Limit..... | 12 |
| 3.2. Test Procedures..... | 12 |
| 3.3. Typical Test Setup..... | 13 |
| 3.4. Measurement Equipment | 13 |
| 3.5. Test Result and Data | 14 |
| 3.6. Test Photographs..... | 18 |
| 4. Test of Radiated Emission | 19 |
| 4.1. Test Limit..... | 19 |
| 4.2. Test Procedures..... | 19 |
| 4.3. Typical Test Setup..... | 20 |
| 4.4. Measurement Equipment | 21 |
| 4.5. Test Result and Data | 22 |
| 4.6. Test Photographs..... | 142 |
| 5. Occupied Bandwidth | 143 |
| 5.1. Test Limit..... | 143 |
| 5.2. Test Procedures..... | 143 |
| 5.3. Test Setup Layout..... | 143 |
| 5.4. Measurement Equipment | 143 |
| 5.5. Test Result and Data | 144 |
| 6. Maximum Peak Output Power | 152 |
| 6.1. Test Limit..... | 152 |
| 6.2. Test Procedure | 152 |
| 6.3. Test Setup Layout..... | 153 |
| 6.4. Measurement Equipment | 153 |
| 6.5. Test Result and Data | 154 |
| 7. Band Edges | 162 |
| 7.1. Test Limit..... | 162 |
| 7.2. Test Procedure | 162 |
| 7.3. Test Setup Layout..... | 163 |
| 7.4. Measurement Equipment | 163 |
| 7.5. Test Result and Data | 164 |



| | |
|---|------------|
| 8. RF Antenna Conducted Spurious | 184 |
| 8.1. Test Limit..... | 184 |
| 8.2. Test Procedure | 184 |
| 8.3. Test Setup Layout..... | 184 |
| 8.4. Measurement Equipment | 184 |
| 8.5. Test Result and Data | 185 |
| 9. Power Spectral Density..... | 193 |
| 9.1. Test Limit..... | 193 |
| 9.2. Test Procedure | 193 |
| 9.3. Test Setup Layout..... | 193 |
| 9.4. Measurement Equipment | 193 |
| 9.5. Test Result and Data | 194 |



Document history

| Attachment No. | Date | Description |
|----------------|--------------|-------------|
| SEFI1007075 | Aug 09, 2010 | First issue |
| | | |
| | | |
| | | |
| | | |
| | | |
| | | |
| | | |
| | | |
| | | |
| | | |
| | | |
| | | |
| | | |
| | | |
| | | |
| | | |
| | | |
| | | |
| | | |
| | | |
| | | |
| | | |
| | | |
| | | |



FCC TEST REPORT

according to

FCC CFR Title 47 Part 15 Subpart C

Applicant : ZyXEL Communications Corp.

Address : NO.6,Innovation Rd. II Science Based Industrial Park
Hsin-Chu,Taiwan

Manufacturer(1) : ZyXEL Communications Corp.

Address(1) : NO.6,Innovation Rd. II Science Based Industrial Park
Hsin-Chu,Taiwan

Manufacturer(2) : ZyXEL Communications(Wuxi) Co Ltd.

Address(2) : 60 – E, Minshan RD, New District, Wuxi, Jiangsu, P.R. China

Equipment : 802.11n Wireless ADSL2+ 4-port Gateway

Model No. : P-660HN-T1H, P-660HN-T1h

FCC ID : I88P660HNT1H

I HEREBY CERTIFY THAT :

The measurements shown in this test report were made in accordance with the procedures given in **ANSI C63.4 – 2003** and the energy emitted by this equipment was **passed CISPR PUB. 22 and FCC Part 15** in both radiated and conducted emission class B limits. Testing was carried out on Aug 08, 2010 at **CerpPASS Technology Corp.**

Documented By:

Cathy Chen/ Administration

Approved By:

Hill Chen/ Technical director




1. Report of Measurements and Examinations

| FCC CFR Title 47 Part 15 Subpart C: 2007 | | | |
|--|---------------------------|----------------|--------|
| ANSI C63.4: 2003 | | | |
| Clause | Test Parameter | Test Performed | Remark |
| 15.207 | Conducted Emission | YES | PASS |
| 15.209 | Radiated Emission | YES | PASS |
| 15.247(a) 15.215(c) | Occupied Bandwidth | YES | PASS |
| 15.247(b) | Maximum Peak Output Power | YES | PASS |
| 15.247(c) | Band Edges | YES | PASS |
| 15.247(c) | RF antenna conducted | YES | PASS |
| 15.247(d) | Power Spectral Density | YES | PASS |



2. Test Configuration of Equipment under Test

2.1. Feature of Equipment under Test

| | | |
|---|---|--|
| 802.11n Wireless ADSL2+ 4-port Gateway | Model No: | P-660HN-T1H |
| POWER ADAPTOR | Model No.: | ADS0128-W 120100 |
| | Input: | 100~240V ~ 50-60Hz 0.5A |
| | Output: | 12V  1.0A |
| Power supply cable | Non-Shielded, 1.5m | |
| Remark | They are identical except the model name. This is only to satisfy the different requirements of the client. P-660HN-T1H was selected as the test model and its data have been recorded in this report. | |

| | |
|-----------------------|---|
| WLAN | Ralink/RT3090L |
| Spreading | 802.11b: DSSS 802.11g / n: OFDM |
| Frequency Range | 802.11b/g/n(20MHz): 2412-2462MHz 802.11n(40MHz): 2422-2452MHz |
| Number of Channels | 802.11b/g/n (20MHz):11 802.11n (40MHz): 7 |
| Data Rate | 802.11b: 11, 5.5, 2, 1 Mbps 802.11g: 54, 48, 36, 24, 18, 12, 9, 6 Mbps 802.11n: up to 300Mbps |
| Antenna Type | Dipole antenna |
| Antenna Gain | 6.0dBi |



2.2. Carrier Frequency of Channels

802.11b, 802.11g, 802.11n (20MHz)

| Channel | Frequency(MHz) | Channel | Frequency(MHz) |
|---------|----------------|---------|----------------|
| 01 | 2412 | 07 | 2442 |
| 02 | 2417 | 08 | 2447 |
| 03 | 2422 | 09 | 2452 |
| 04 | 2427 | 10 | 2457 |
| 05 | 2432 | 11 | 2462 |
| 06 | 2437 | --- | --- |

802.11n (40MHz)

| Channel | Frequency(MHz) | Channel | Frequency(MHz) |
|---------|----------------|---------|----------------|
| --- | --- | 07 | 2442 |
| --- | --- | 08 | 2447 |
| 03 | 2422 | 09 | 2452 |
| 04 | 2427 | --- | --- |
| 05 | 2432 | --- | --- |
| 06 | 2437 | --- | --- |



2.3. Test Manner

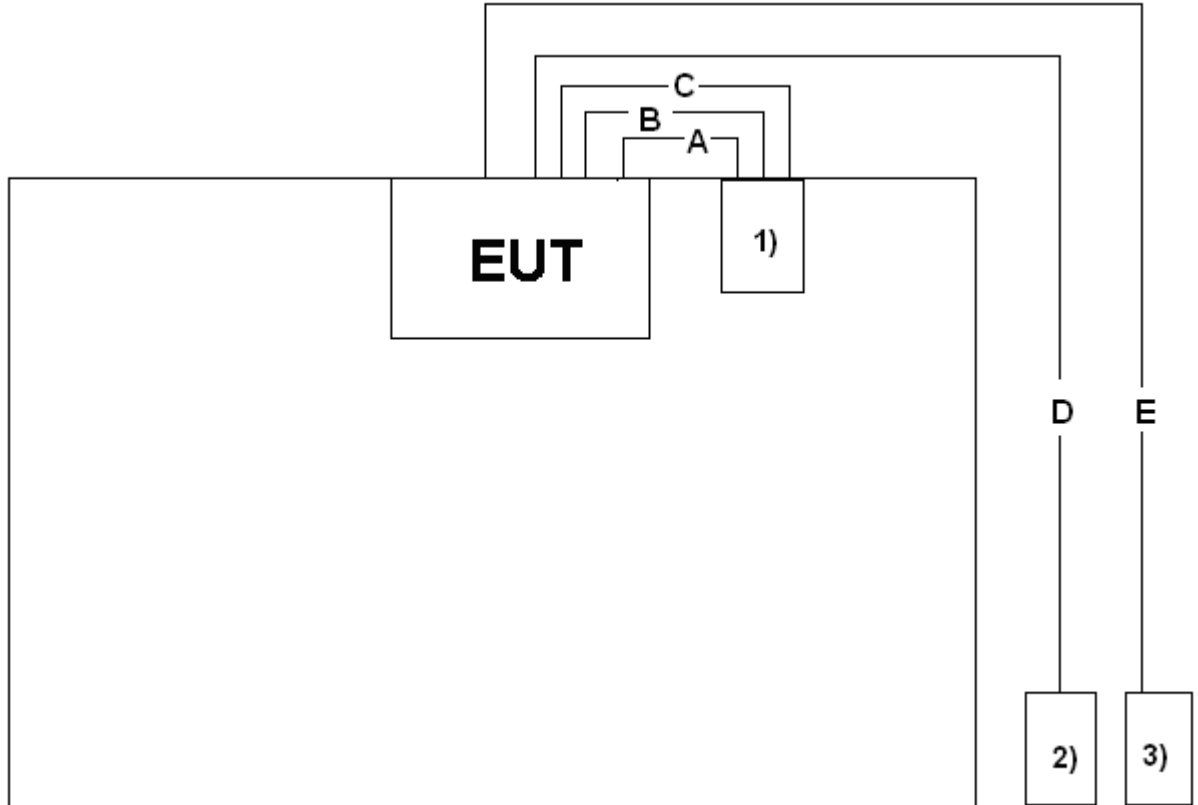
| | |
|-----------------|---|
| Test Manner | |
| a | During testing, the interface cables and equipment positions were varied according to 47 CFR, Part 2, Part 15 |
| b | Connect the HUB, Notebook, IP Express and EUT. |
| c | Adjust the EUT at the test mode and the test channel. Then test. |
| The test modes: | |
| | Mode 1: Transmit by 802.11b |
| | Mode 2: Transmit by 802.11g |
| | Mode 3: Transmit by 802.11n (20MHz) |
| | Mode 4: Transmit by 802.11n (40MHz) |

2.4. Description of Test System

| No | Device | Manufacturer | Model No. | Description |
|----|------------|--------------|-----------|------------------|
| 1 | HUB | D-Link | DI-504 | N/A |
| 2 | IP Express | ASKEY | N/A | N/A |
| 3 | Notebook | ASUS | W6A | Power by adaptor |



2.5. Connection Diagram of Test System



Use Cable

| | Cable | Quantity | Description |
|---|-----------------|----------|----------------------|
| A | LAN cable | 1 | Non-shielding, 3.0m |
| B | LAN cable | 1 | Non-shielding, 3.0m |
| C | LAN cable | 1 | Non-shielding, 3.0m |
| D | Telephone cable | 1 | Non-shielding, >5.0m |
| E | LAN cable | 1 | Non-shielding, >5.0m |

**2.6. General Information of Test**

| | |
|----------------------------|---|
| Test Site: | Cerpass Technology Corp. |
| Performand Location : | No.66,Tangzhuang Road, Suzhou Industrial Park, Jiangsu 215006, China |
| NVLAP LAB Code : | 200814-0 |
| FCC Registration Number : | 916572, 331395 |
| IC Registration Number : | 7290A-1, 7290A-2 |
| VCCI Registration Number : | T-343 for Telecommunication Test C-2919 for Conducted emission test R-2670 for Radiated emission test below 1GHz G-227 for Radiated emission test above 1GHz |

Laboratory accreditation

**2.7. Measurement Uncertainty**

| Measurement Item | Measurement Frequency | Polarization | Uncertainty |
|---------------------------|-----------------------|--------------|-------------|
| Conducted Emission | 9 kHz ~ 30 MHz | LINE/NEUTRAL | ±2.71 dB |
| Radiated Emission | 30 MHz ~ 25GHz | Vertical | ±4.11 dB |
| | | Horizontal | ±4.10 dB |
| Occupied Bandwidth | --- | --- | ±7500 Hz |
| Maximum Peak Output Power | --- | --- | ±1.4 dB |
| Band Edges | --- | --- | ±2.2 dB |
| Power Spectral Density | --- | --- | ±2.2 dB |



3. Test of Conducted Emission

3.1. Test Limit

Conducted Emissions were measured from 150 kHz to 30 MHz with a bandwidth of 9 KHz on the 120 VAC power and return leads of the EUT according to the methods defined in ANSI C63.4-2003 Section 3.1. The EUT was placed on a nonmetallic stand in a shielded room 0.8 meters above the ground plane as shown in section 2.2. The interface cables and equipment positioning were varied within limits of reasonable applications to determine the position produced maximum conducted emissions.

| Frequency (MHz) | Quasi Peak (dB μ V) | Average (dB μ V) |
|-----------------|-------------------------|----------------------|
| 0.15 – 0.5 | 66-56* | 56-46* |
| 0.5 – 5.0 | 56 | 46 |
| 5.0 – 30.0 | 60 | 50 |

*Decreases with the logarithm of the frequency.

3.2. Test Procedures

The EUT was setup according to ANSI C63.4, 2003 and tested according to DTS test procedure of April 2007 KDB558074 for compliance to FCC 47CFR 15.247 requirements.

The EUT was placed on a platform of nominal size, 1 m by 1.5 m, raised 80 cm above the conducting ground plane. The vertical conducting plane was located 40 cm to the rear of the EUT. All other surfaces of EUT were at least 80 cm from any other grounded conducting surface. The EUT and simulators are connected to the main power through a line impedance stabilization network (LISN). The LISN provides a 50 ohm /50uH coupling impedance for the measuring equipment. The peripheral devices are also connected to the main power through a LISN. (Please refer to the block diagram of the test setup and photographs)

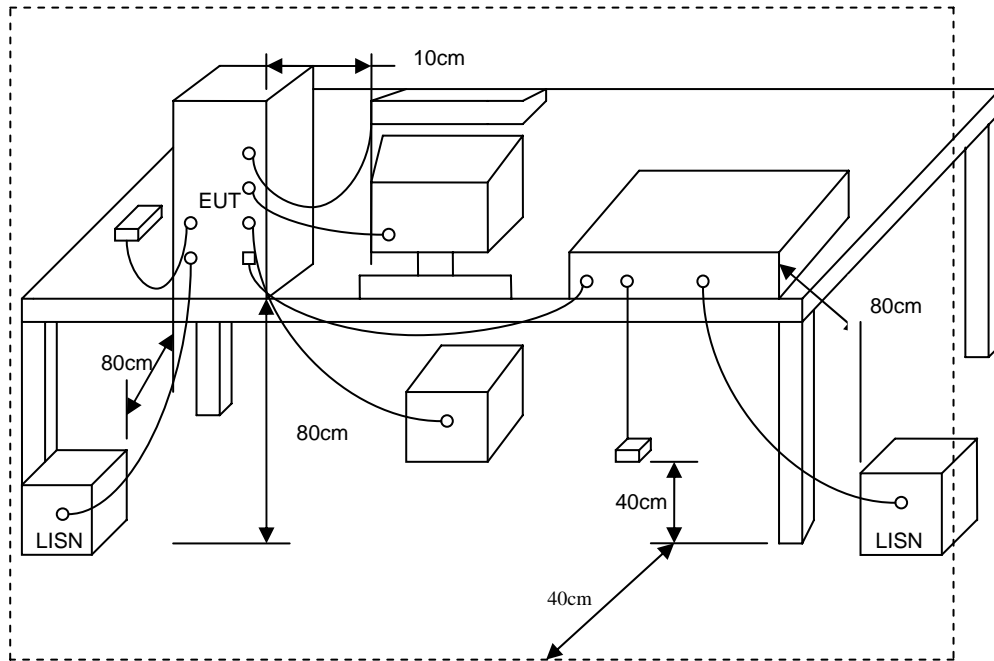
Each current-carrying conductor of the EUT power cord, except the ground (safety) conductor, was individually connected through a LISN to the input power source.

The excess length of the power cord between the EUT and the LISN receptacle were folded back and forth at the center of the lead to form a bundle not exceeding 40 cm in length.

Conducted emissions were investigated over the frequency range from 0.15MHz to 30MHz using a receiver bandwidth of 9kHz.



3.3. Typical Test Setup



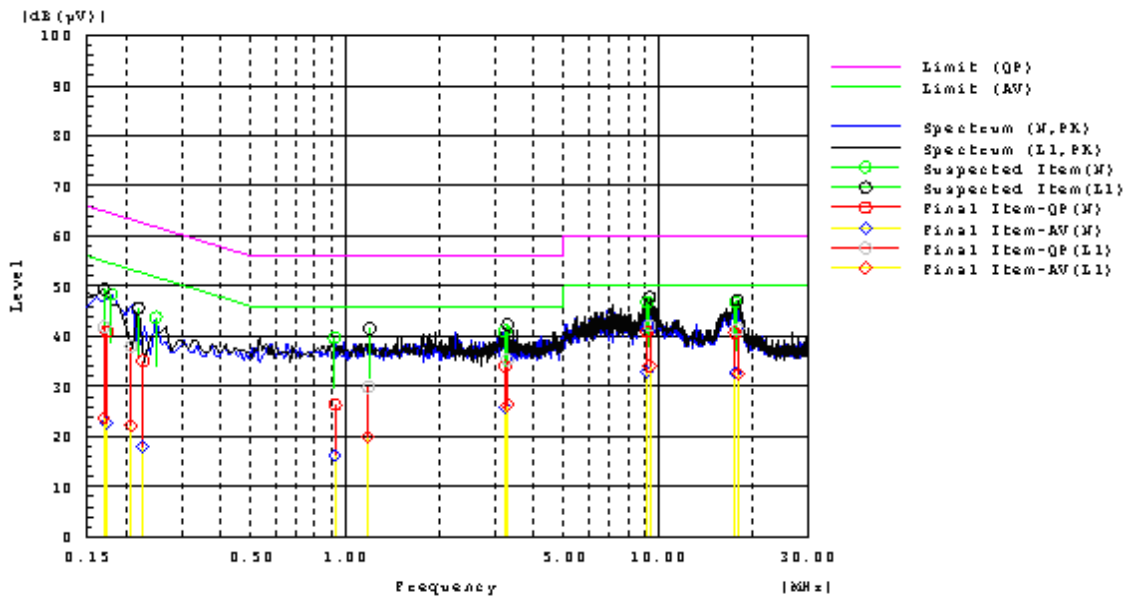
3.4. Measurement Equipment

| Instrument | Manufacturer | Model No. | Serial No. | Calibration Date |
|-----------------------------|--------------|-----------------|------------|------------------|
| EMC Emission Tester | EMCPARTNER | Harmonics-1000 | 159 | 2009.09.08 |
| Test Receiver | R&S | ESCI | 100565 | 2010.01.15 |
| AMN | R&S | ESH2-Z5 | 100182 | 2010.06.23 |
| Two-Line V-Network | R&S | ENV216 | 100325 | 2010.04.18 |
| ISN | FCC | FCC-TLISN-T2-02 | 20379 | 2010.06.23 |
| ISN | FCC | FCC-TLISN-T4-02 | 20380 | 2010.06.23 |
| ISN | FCC | FCC-TLISN-T8-02 | 20381 | 2010.06.23 |
| Attenuator | R&S | ESH3-Z2 | 100529 | 2010.01.11 |
| Temperature/ Humidity Meter | Zhicheng | ZC1-11 | CEP-TH-004 | 2009.10.19 |



3.5. Test Result and Data

| | | | |
|-----------------|---------------------------------------|-----------|------------|
| Test Mode : | Mode 1: Transmit by 802.11b (2437MHz) | | |
| AC Power : | AC 120V/60Hz | Phase : | L&N |
| Temperature : | 21°C | Humidity: | 51% |
| Pressur(mbar) : | 1002 | Date: | 2010/07/27 |

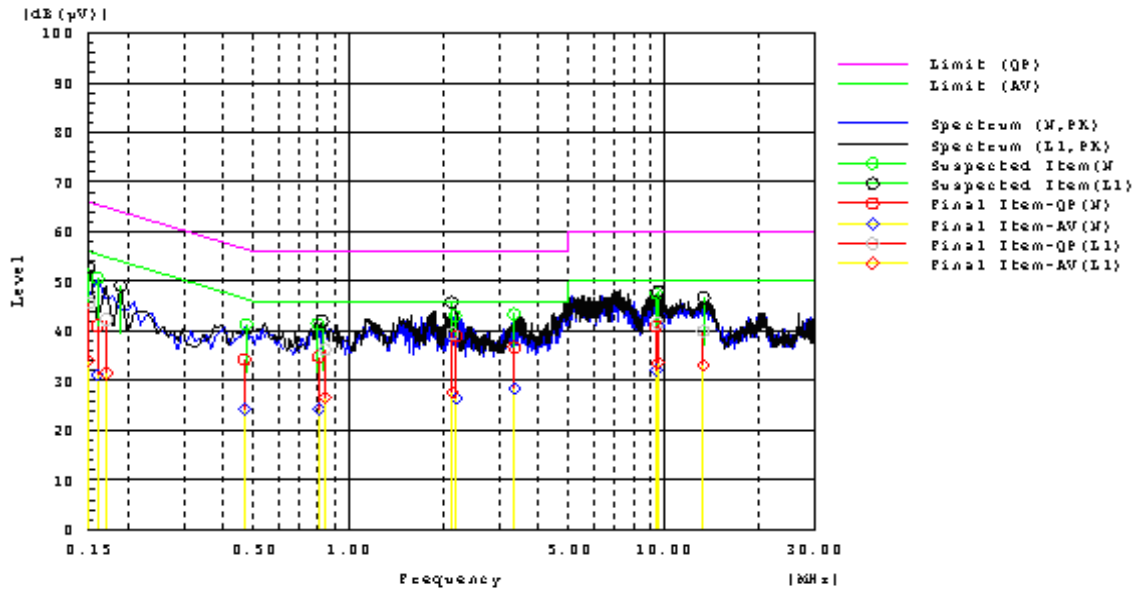


| Frequency MHz | Line Phase | Reading dB(uV) QP | Reading dB(uV) AV | Factor dB | Level dB(uV) QP | Level dB(uV) AV | Limit dB(uV) QP | Limit dB(uV) AV | Margin dB QP | Margin dB AV | Pass/Fail |
|---------------|------------|-------------------|-------------------|-----------|-----------------|-----------------|-----------------|-----------------|--------------|--------------|-----------|
| 0.16959 | L1 | 22.0 | 3.8 | 19.9 | 41.9 | 23.7 | 65.0 | 55.0 | 23.1 | 31.3 | Pass |
| 0.20752 | L1 | 18.1 | 2.4 | 19.9 | 38.0 | 22.3 | 63.3 | 53.3 | 25.3 | 31.0 | Pass |
| 9.3948 | L1 | 22.5 | 14.4 | 19.7 | 42.2 | 34.1 | 60.0 | 50.0 | 17.8 | 15.9 | Pass |
| 17.9612 | L1 | 21.8 | 13.0 | 19.6 | 41.4 | 32.6 | 60.0 | 50.0 | 18.6 | 17.4 | Pass |
| 3.29503 | L1 | 15.6 | 6.7 | 19.7 | 35.3 | 26.4 | 56.0 | 46.0 | 20.7 | 19.6 | Pass |
| 1.18286 | L1 | 10.2 | 0.3 | 19.7 | 29.9 | 20.0 | 56.0 | 46.0 | 26.1 | 26.0 | Pass |
| 0.17328 | N | 21.5 | 3.1 | 19.5 | 41.0 | 22.6 | 64.8 | 54.8 | 23.8 | 32.2 | Pass |
| 0.22547 | N | 15.6 | -1.5 | 19.5 | 35.1 | 18.0 | 62.6 | 52.6 | 27.5 | 34.6 | Pass |
| 9.1902 | N | 21.1 | 13.0 | 19.8 | 40.9 | 32.8 | 60.0 | 50.0 | 19.1 | 17.2 | Pass |
| 3.23683 | N | 14.4 | 6.3 | 19.6 | 34.0 | 25.9 | 56.0 | 46.0 | 22.0 | 20.1 | Pass |
| 17.598 | N | 20.8 | 12.8 | 19.9 | 40.7 | 32.7 | 60.0 | 50.0 | 19.3 | 17.3 | Pass |
| 0.92736 | N | 6.9 | -3.3 | 19.4 | 26.3 | 16.1 | 56.0 | 46.0 | 29.7 | 29.9 | Pass |

Note: Measurement Level = Reading Level + Correct Factor



| | | | |
|-----------------|---------------------------------------|-----------|------------|
| Test Mode : | Mode 2: Transmit by 802.11g (2437MHz) | | |
| AC Power : | AC 120V/60Hz | Phase : | L&N |
| Temperature : | 21°C | Humidity: | 51% |
| Pressur(mbar) : | 1002 | Date: | 2010/07/27 |

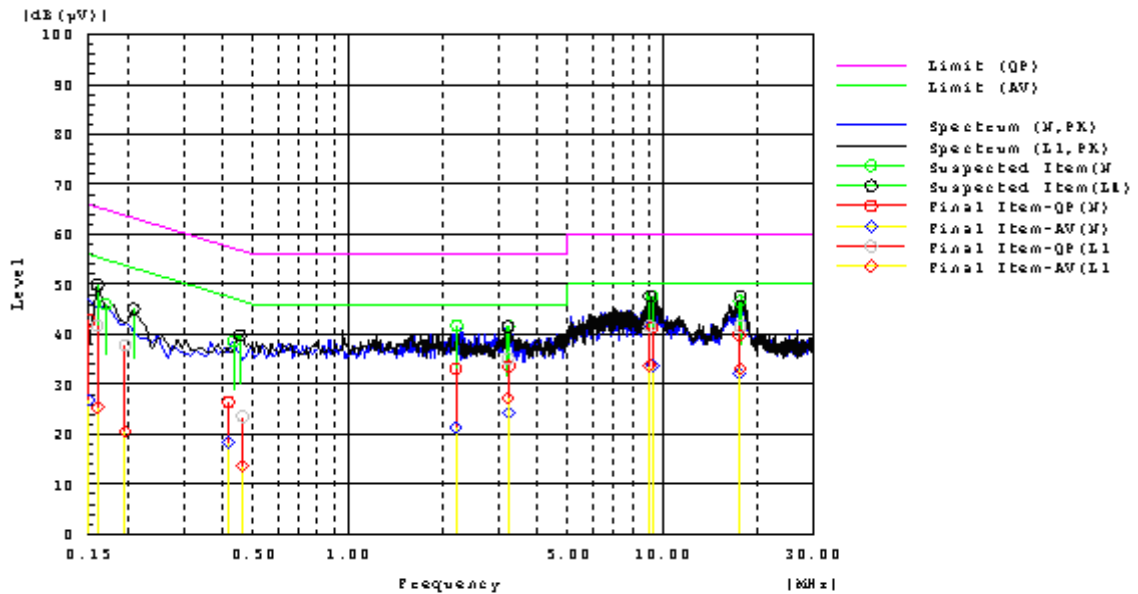


| Frequency MHz | Line Phase | Reading dB(uV) QP | Reading dB(uV) AV | Factor dB | Level dB(uV) QP | Level dB(uV) AV | Limit dB(uV) QP | Limit dB(uV) AV | Margin dB QP | Margin dB AV | Pass/Fail |
|---------------|------------|-------------------|-------------------|-----------|-----------------|-----------------|-----------------|-----------------|--------------|--------------|-----------|
| 0.150 | L1 | 25.8 | 14.2 | 19.9 | 45.7 | 34.1 | 66.0 | 56.0 | 20.3 | 21.9 | Pass |
| 0.17047 | L1 | 22.4 | 11.7 | 19.9 | 42.3 | 31.6 | 64.9 | 54.9 | 22.6 | 23.3 | Pass |
| 2.1354 | L1 | 19.8 | 8.0 | 19.7 | 39.5 | 27.7 | 56.0 | 46.0 | 16.5 | 18.3 | Pass |
| 0.84248 | L1 | 16.5 | 6.7 | 19.8 | 36.3 | 26.5 | 56.0 | 46.0 | 19.7 | 19.5 | Pass |
| 9.5669 | L1 | 21.9 | 13.9 | 19.7 | 41.6 | 33.6 | 60.0 | 50.0 | 18.4 | 16.4 | Pass |
| 13.3304 | L1 | 20.2 | 13.3 | 19.8 | 40.0 | 33.1 | 60.0 | 50.0 | 20.0 | 16.9 | Pass |
| 0.1598 | N | 21.6 | 11.7 | 19.5 | 41.1 | 31.2 | 65.5 | 55.5 | 24.4 | 24.3 | Pass |
| 0.80329 | N | 15.3 | 4.7 | 19.5 | 34.8 | 24.2 | 56.0 | 46.0 | 21.2 | 21.8 | Pass |
| 2.19505 | N | 19.5 | 7.0 | 19.5 | 39.0 | 26.5 | 56.0 | 46.0 | 17.0 | 19.5 | Pass |
| 3.36051 | N | 17.1 | 8.9 | 19.6 | 36.7 | 28.5 | 56.0 | 46.0 | 19.3 | 17.5 | Pass |
| 9.4444 | N | 21.2 | 12.4 | 19.8 | 41.0 | 32.2 | 60.0 | 50.0 | 19.0 | 17.8 | Pass |
| 0.46641 | N | 14.8 | 4.8 | 19.5 | 34.3 | 24.3 | 56.6 | 46.6 | 22.3 | 22.3 | Pass |

Note: Measurement Level = Reading Level + Correct Factor



| | | | |
|-----------------|--|-----------|------------|
| Test Mode : | Mode 3: Transmit by 802.11n(20MHz) (2437MHz) | | |
| AC Power : | AC 120V/60Hz | Phase : | L&N |
| Temperature : | 21°C | Humidity: | 51% |
| Pressur(mbar) : | 1002 | Date: | 2010/07/27 |

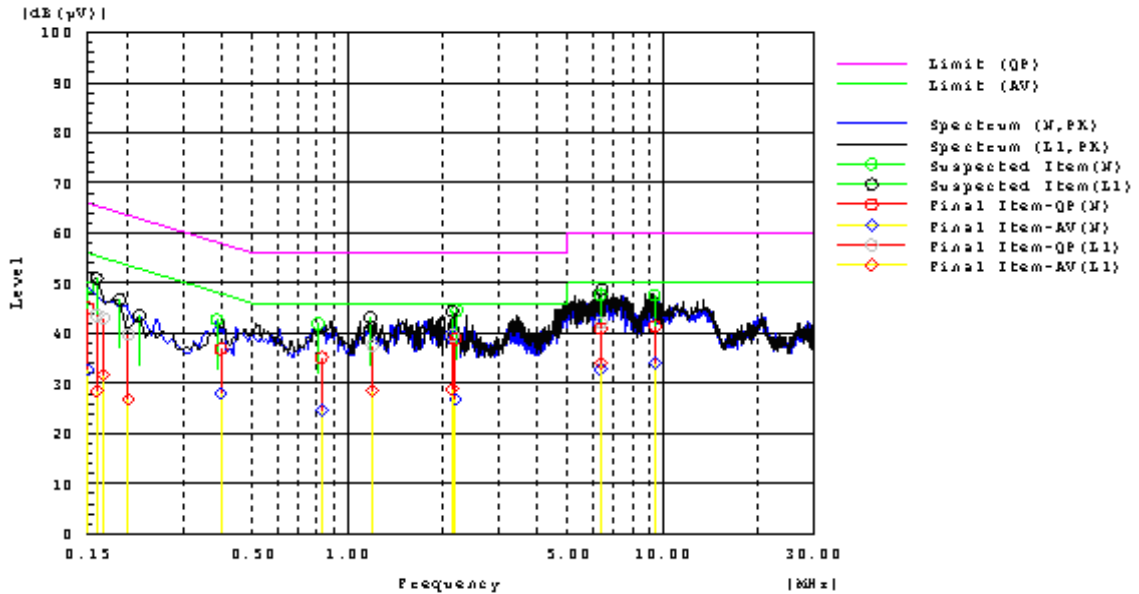


| Frequency MHz | Line Phase | Reading dB(uV) QP | Reading dB(uV) AV | Factor dB | Level dB(uV) QP | Level dB(uV) AV | Limit dB(uV) QP | Limit dB(uV) AV | Margin dB QP | Margin dB AV | Pass/Fail |
|---------------|------------|-------------------|-------------------|-----------|-----------------|-----------------|-----------------|-----------------|--------------|--------------|-----------|
| 0.1598 | L1 | 21.8 | 5.5 | 19.9 | 41.7 | 25.4 | 65.5 | 55.5 | 23.8 | 30.1 | Pass |
| 0.19569 | L1 | 17.9 | 0.8 | 19.9 | 37.8 | 20.7 | 63.8 | 53.8 | 26.0 | 33.1 | Pass |
| 0.46205 | L1 | 3.6 | -6.2 | 19.9 | 23.5 | 13.7 | 56.7 | 46.7 | 33.2 | 33.0 | Pass |
| 9.0779 | L1 | 21.9 | 14.1 | 19.7 | 41.6 | 33.8 | 60.0 | 50.0 | 18.4 | 16.2 | Pass |
| 3.23159 | L1 | 15.4 | 7.5 | 19.7 | 35.1 | 27.2 | 56.0 | 46.0 | 20.9 | 18.8 | Pass |
| 17.6096 | L1 | 21.9 | 13.5 | 19.7 | 41.6 | 33.2 | 60.0 | 50.0 | 18.4 | 16.8 | Pass |
| 0.15039 | N | 23.3 | 7.3 | 19.5 | 42.8 | 26.8 | 66.0 | 56.0 | 23.2 | 29.2 | Pass |
| 9.2678 | N | 21.5 | 13.9 | 19.8 | 41.3 | 33.7 | 60.0 | 50.0 | 18.7 | 16.3 | Pass |
| 17.4892 | N | 20.0 | 12.2 | 19.9 | 39.9 | 32.1 | 60.0 | 50.0 | 20.1 | 17.9 | Pass |
| 2.200 | N | 13.6 | 1.8 | 19.5 | 33.1 | 21.3 | 56.0 | 46.0 | 22.9 | 24.7 | Pass |
| 3.24624 | N | 14.0 | 4.7 | 19.6 | 33.6 | 24.3 | 56.0 | 46.0 | 22.4 | 21.7 | Pass |
| 0.41588 | N | 6.9 | -1.0 | 19.5 | 26.4 | 18.5 | 57.5 | 47.5 | 31.1 | 29.0 | Pass |

Note: Measurement Level = Reading Level + Correct Factor



| | | | |
|-----------------|---|-----------|------------|
| Test Mode : | Mode 4: Transmit by 802.11 n(40MHz) (2437MHz) | | |
| AC Power : | AC 120V/60Hz | Phase : | L&N |
| Temperature : | 21°C | Humidity: | 51% |
| Pressur(mbar) : | 1002 | Date: | 2010/07/27 |



| Frequency MHz | Line Phase | Reading dB(uV) QP | Reading dB(uV) AV | Factor dB | Level dB(uV) QP | Level dB(uV) AV | Limit dB(uV) QP | Limit dB(uV) AV | Margin dB QP | Margin dB AV | Pass/Fail |
|---------------|------------|-------------------|-------------------|-----------|-----------------|-----------------|-----------------|-----------------|--------------|--------------|-----------|
| 0.1598 | L1 | 23.7 | 8.7 | 19.9 | 43.6 | 28.6 | 65.5 | 55.5 | 21.9 | 26.9 | Pass |
| 0.16804 | L1 | 23.2 | 11.8 | 19.9 | 43.1 | 31.7 | 65.1 | 55.1 | 22.0 | 23.4 | Pass |
| 1.20012 | L1 | 17.9 | 8.8 | 19.7 | 37.6 | 28.5 | 56.0 | 46.0 | 18.4 | 17.5 | Pass |
| 0.20151 | L1 | 19.8 | 6.8 | 19.9 | 39.7 | 26.7 | 63.5 | 53.5 | 23.8 | 26.8 | Pass |
| 6.3599 | L1 | 22.4 | 14.5 | 19.7 | 42.1 | 34.2 | 60.0 | 50.0 | 17.9 | 15.8 | Pass |
| 2.14839 | L1 | 19.9 | 9.1 | 19.7 | 39.6 | 28.8 | 56.0 | 46.0 | 16.4 | 17.2 | Pass |
| 0.150 | N | 25.6 | 13.2 | 19.5 | 45.1 | 32.7 | 66.0 | 56.0 | 20.9 | 23.3 | Pass |
| 0.39619 | N | 17.4 | 8.4 | 19.5 | 36.9 | 27.9 | 57.9 | 47.9 | 21.0 | 20.0 | Pass |
| 2.19641 | N | 19.4 | 7.3 | 19.5 | 38.9 | 26.8 | 56.0 | 46.0 | 17.1 | 19.2 | Pass |
| 0.82687 | N | 15.7 | 5.2 | 19.5 | 35.2 | 24.7 | 56.0 | 46.0 | 20.8 | 21.3 | Pass |
| 9.4215 | N | 21.6 | 14.3 | 19.8 | 41.4 | 34.1 | 60.0 | 50.0 | 18.6 | 15.9 | Pass |
| 6.3419 | N | 21.3 | 13.1 | 19.7 | 41.0 | 32.8 | 60.0 | 50.0 | 19.0 | 17.2 | Pass |

Note: Measurement Level = Reading Level + Correct Factor

Test engineer: Fred Guo




3.6. Test Photographs

Front View



Rear View





4. Test of Radiated Emission

4.1. Test Limit

Radiated emissions from 30 MHz to 25 GHz were measured according to the methods defines in ANSI C63.4-2003. The EUT was placed, 0.8 meter above the ground plane, as shown in section 5.6.3. The interface cables and equipment positions were varied within limits of reasonable applications to determine the positions producing maximum radiated emissions for unintentional device, according to § 15.109(a), except for Class A digital devices, the field strength of radiated emissions from unintentional radiators at a distance of 3 meters shall not exceed the following values:

| Frequency (MHz) | Distance Meters | Radiated (μ V / M) | Radiated (dB μ V/ M) |
|-----------------|-----------------|-------------------------|--------------------------|
| 30-88 | 3 | 100 | 40.0 |
| 88-216 | 3 | 150 | 43.5 |
| 216-960 | 3 | 200 | 46.0 |
| Above 960 | 3 | 500 | 54.0 |

For unintentional device, according to CISPR PUB.22, for Class B digital devices, the general requirement of field strength of radiated emissions from intentional radiators at a distance of 10 meters shall not exceed the below table.

| Frequency (MHz) | Distance Meters | Radiated (dB μ V/ M) |
|-----------------|-----------------|--------------------------|
| 30-230 | 10 | 30 |
| 230-1000 | 10 | 37 |

4.2. Test Procedures

The EUT was setup according to ANSI C63.4, 2003 and tested according to DTS test procedure of April 2007 KDB558074 for compliance to FCC 47CFR 15.247 requirements.

The EUT is placed on a turn table which is 0.8 meter above ground plane. The antenna to EUT distance is 3 meters. The EUT is configured in accordance with ANSI C63.4. The EUT is set to transmit in a continuous mode.

For measurements below 1GHz the resolution bandwidth is set to 100kHz for peak detection measurements or 120kHz for quasi-peak detection measurements. Peak detection is used unless otherwise noted as quasi-peak.

For measurements above 1GHz the resolution bandwidth is set to 1MHz, then the video



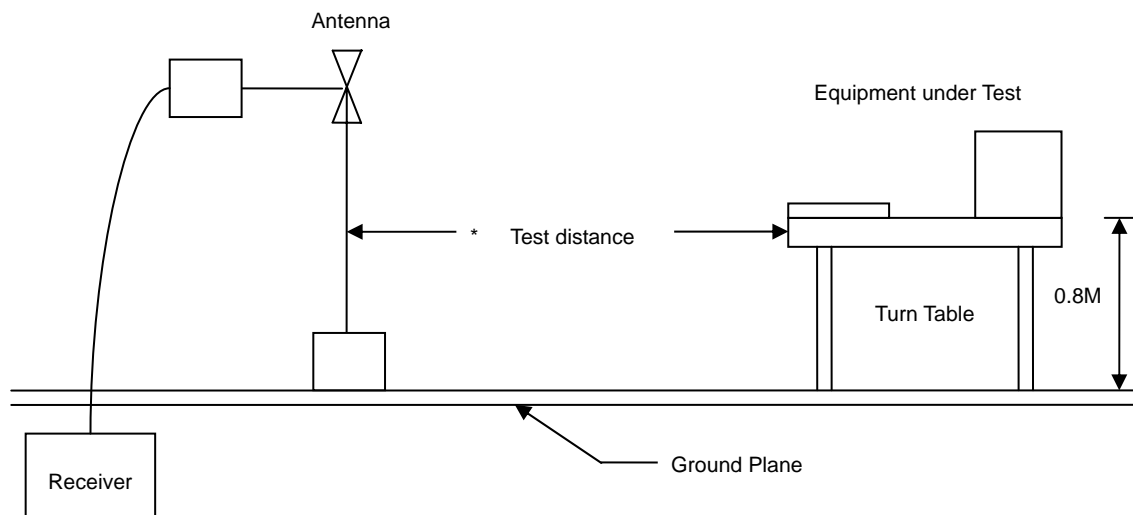
bandwidth is set to 1MHz for peak measurements and 10Hz for average measurements.

The spectrum from 30MHz to 26GHz is investigated with the transmitter set to the lowest, middle and highest channels in the 2.4GHz band.

The frequency range of interest is monitored at a fixed antenna height and EUT azimuth. The EUT is rotated through 360 degrees to maximize emissions received. The antenna is scanned from 1 to 4 meters above the ground plane to further maximize the emission. Measurements are Made with the antenna polarized in both the vertical and the horizontal positions.

When performing radiated measurements >1 GHz, the EUT always remains within the 3dB beam-width of the measuring antenna.

4.3. Typical Test Setup





4.4. Measurement Equipment

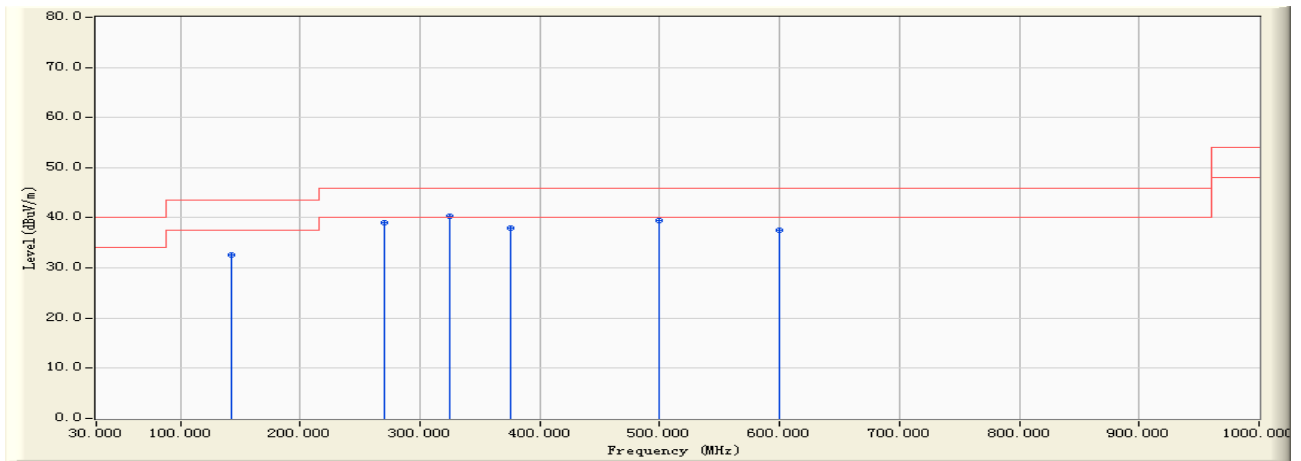
| Instrument | Model No. | Manufacturer | Serial No. | Calibration Date |
|-----------------------------|-------------|--------------|---------------|------------------|
| EMI Test Receiver | R&S | ESCI | 100563 | 2010.06.23 |
| H64 Amplifier | HP | 8447F | 3113A05582 | 2009.12.01 |
| Preamplifier | Agilent | 8449B | ED-HE-EMI-077 | 2010.02.10 |
| Preamplifier | Agilent | 8449B | 3008A02342 | 2010.02.10 |
| Ultra Broadband Antenna | R&S | HL562 | 100362 | 2009.11.25 |
| Broad-Band Horn Antenna | Schwarzbeck | BBHA9120D | 9120D-619 | 2009.11.10 |
| Broad-Band Horn Antenna | Schwarzbeck | BBHA9170 | 9170-347 | 2009.10.15 |
| Spectrum Analyzer | R&S | FSP40 | 100324 | 2009.11.02 |
| Temperature/ Humidity Meter | Zhicheng | ZC1-11 | CEP-TH-002 | 2009.10.19 |



4.5. Test Result and Data

Under 1G:

| | |
|--|--|
| Engineer : Fred | |
| Site : EMC Lab AC 102 | Time : 2010/08/07 - 15:10 |
| Limit : FCC_CLASS_B_03M_QP | Margin : 6 |
| EUT : 802.11n Wireless ADSL2+ 4-port Gateway | Probe : HL562(30-1000MHz) - HORIZONTAL |
| Power : AC 120V/60Hz | Note : Mode 1: Transmit by 802.11b (2412MHz) |



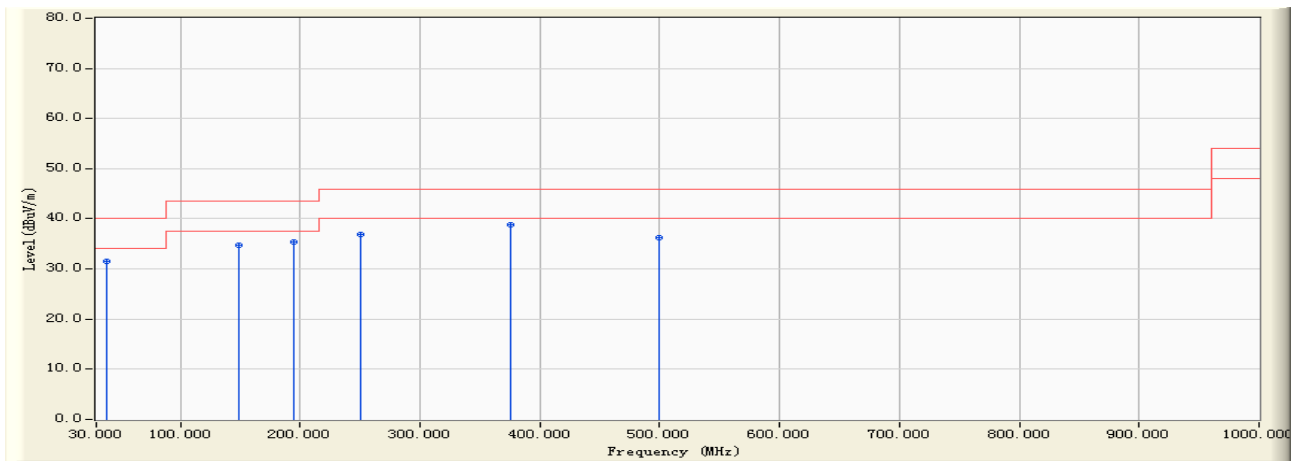
| | | Frequency (MHz) | Correct Factor (dB) | Reading Level (dBuV) | Measure Level (dBuV/m) | Margin (dB) | Limit (dBuV/m) | Detector Type |
|---|---|-----------------|---------------------|----------------------|------------------------|-------------|----------------|---------------|
| 1 | | 142.680 | -17.621 | 50.290 | 32.669 | -10.831 | 43.500 | QUASPEAK |
| 2 | | 270.460 | -13.945 | 52.980 | 39.035 | -6.965 | 46.000 | QUASPEAK |
| 3 | * | 325.180 | -12.115 | 52.470 | 40.355 | -5.645 | 46.000 | QUASPEAK |
| 4 | | 376.140 | -11.283 | 49.260 | 37.977 | -8.023 | 46.000 | QUASPEAK |
| 5 | | 500.060 | -8.873 | 48.270 | 39.397 | -6.603 | 46.000 | QUASPEAK |
| 6 | | 600.160 | -6.597 | 44.160 | 37.563 | -8.437 | 46.000 | QUASPEAK |

Note:

1. All Readings below 1GHz are Quasi-Peak, above are performed with peak and/or average measurements as necessary.
2. " * ", means this data is the worst emission level.
3. Measurement Level = Reading Level + Correct Factor



| | |
|--|--|
| Engineer : Fred | |
| Site : EMC Lab AC 102 | Time : 2010/08/07 - 15:12 |
| Limit : FCC_CLASS_B_03M_QP | Margin : 6 |
| EUT : 802.11n Wireless ADSL2+ 4-port Gateway | Probe : HL562(30-1000MHz) - VERTICAL |
| Power : AC 120V/60Hz | Note : Mode 1: Transmit by 802.11b (2412MHz) |



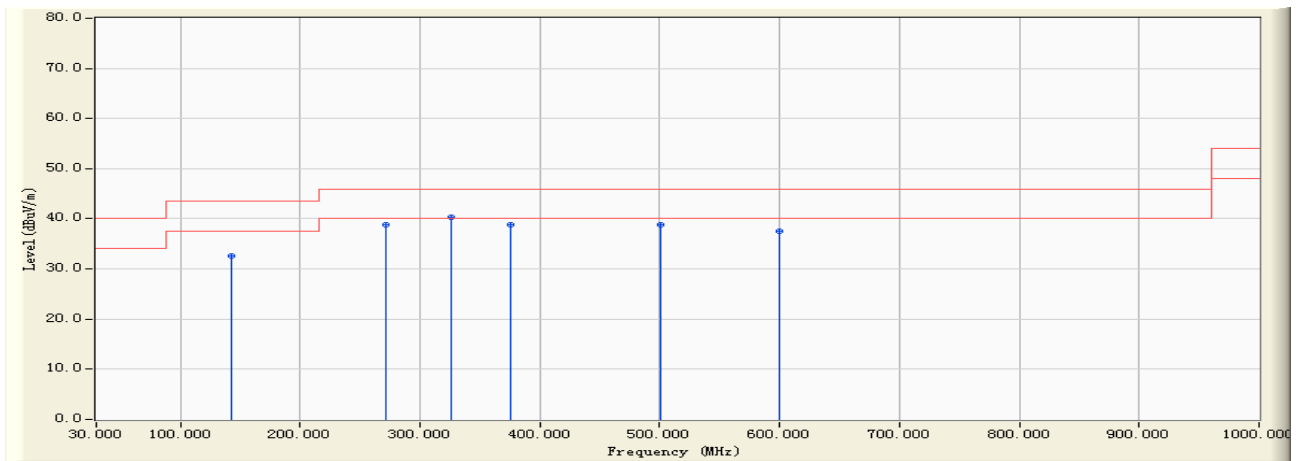
| | | Frequency (MHz) | Correct Factor (dB) | Reading Level (dBuV) | Measure Level (dBuV/m) | Margin (dB) | Limit (dBuV/m) | Detector Type |
|---|---|-----------------|---------------------|----------------------|------------------------|-------------|----------------|---------------|
| 1 | | 39.260 | -12.730 | 44.290 | 31.560 | -8.440 | 40.000 | QUASPEAK |
| 2 | | 148.350 | -17.883 | 52.670 | 34.787 | -8.713 | 43.500 | QUASPEAK |
| 3 | | 194.360 | -17.857 | 53.150 | 35.293 | -8.207 | 43.500 | QUASPEAK |
| 4 | | 250.370 | -15.212 | 52.140 | 36.927 | -9.073 | 46.000 | QUASPEAK |
| 5 | * | 375.680 | -11.286 | 50.140 | 38.854 | -7.146 | 46.000 | QUASPEAK |
| 6 | | 500.030 | -8.874 | 45.170 | 36.296 | -9.704 | 46.000 | QUASPEAK |

Note:

1. All Readings below 1GHz are Quasi-Peak, above are performed with peak and/or average measurements as necessary.
2. " * ", means this data is the worst emission level.
3. Measurement Level = Reading Level + Correct Factor



| | |
|--|--|
| Engineer : Fred | |
| Site : EMC Lab AC 102 | Time : 2010/08/07 - 15:14 |
| Limit : FCC_CLASS_B_03M_QP | Margin : 6 |
| EUT : 802.11n Wireless ADSL2+ 4-port Gateway | Probe : HL562(30-1000MHz) - HORIZONTAL |
| Power : AC 120V/60Hz | Note : Mode 1: Transmit by 802.11b (2437MHz) |



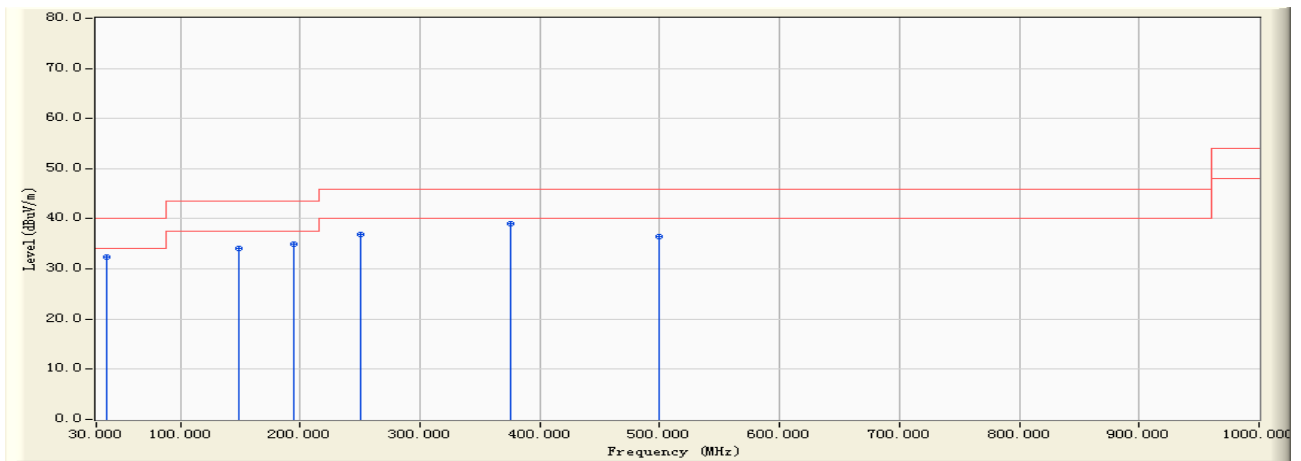
| | | Frequency (MHz) | Correct Factor (dB) | Reading Level (dBuV) | Measure Level (dBuV/m) | Margin (dB) | Limit (dBuV/m) | Detector Type |
|---|---|-----------------|---------------------|----------------------|------------------------|-------------|----------------|---------------|
| 1 | | 142.580 | -17.618 | 50.140 | 32.522 | -10.978 | 43.500 | QUASPEAK |
| 2 | | 271.340 | -13.916 | 52.690 | 38.774 | -7.226 | 46.000 | QUASPEAK |
| 3 | * | 326.180 | -12.078 | 52.410 | 40.332 | -5.668 | 46.000 | QUASPEAK |
| 4 | | 375.150 | -11.290 | 50.140 | 38.850 | -7.150 | 46.000 | QUASPEAK |
| 5 | | 500.620 | -8.860 | 47.620 | 38.760 | -7.240 | 46.000 | QUASPEAK |
| 6 | | 600.350 | -6.599 | 44.160 | 37.561 | -8.439 | 46.000 | QUASPEAK |

Note:

1. All Readings below 1GHz are Quasi-Peak, above are performed with peak and/or average measurements as necessary.
2. " * ", means this data is the worst emission level.
3. Measurement Level = Reading Level + Correct Factor



| | |
|--|--|
| Engineer : Fred | |
| Site : EMC Lab AC 102 | Time : 2010/08/07 - 15:16 |
| Limit : FCC_CLASS_B_03M_QP | Margin : 6 |
| EUT : 802.11n Wireless ADSL2+ 4-port Gateway | Probe : HL562(30-1000MHz) - VERTICAL |
| Power : AC 120V/60Hz | Note : Mode 1: Transmit by 802.11b (2437MHz) |



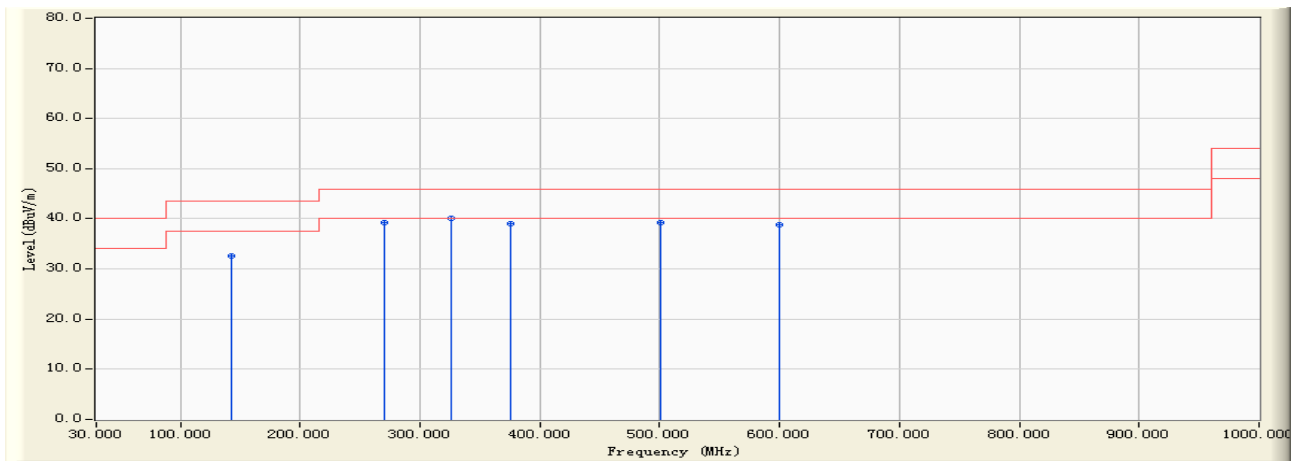
| | | Frequency (MHz) | Correct Factor (dB) | Reading Level (dBuV) | Measure Level (dBuV/m) | Margin (dB) | Limit (dBuV/m) | Detector Type |
|---|---|-----------------|---------------------|----------------------|------------------------|-------------|----------------|---------------|
| 1 | | 39.260 | -12.730 | 45.130 | 32.400 | -7.600 | 40.000 | QUASPEAK |
| 2 | | 148.630 | -17.894 | 52.010 | 34.116 | -9.384 | 43.500 | QUASPEAK |
| 3 | | 194.620 | -17.852 | 52.840 | 34.989 | -8.511 | 43.500 | QUASPEAK |
| 4 | | 250.140 | -15.229 | 52.130 | 36.902 | -9.098 | 46.000 | QUASPEAK |
| 5 | * | 375.690 | -11.286 | 50.230 | 38.944 | -7.056 | 46.000 | QUASPEAK |
| 6 | | 500.040 | -8.873 | 45.370 | 36.496 | -9.504 | 46.000 | QUASPEAK |

Note:

1. All Readings below 1GHz are Quasi-Peak, above are performed with peak and/or average measurements as necessary.
2. " * ", means this data is the worst emission level.
3. Measurement Level = Reading Level + Correct Factor



| | |
|--|--|
| Engineer : Fred | |
| Site : EMC Lab AC 102 | Time : 2010/08/07 - 15:18 |
| Limit : FCC_CLASS_B_03M_QP | Margin : 6 |
| EUT : 802.11n Wireless ADSL2+ 4-port Gateway | Probe : HL562(30-1000MHz) - HORIZONTAL |
| Power : AC 120V/60Hz | Note : Mode 1: Transmit by 802.11b (2462MHz) |



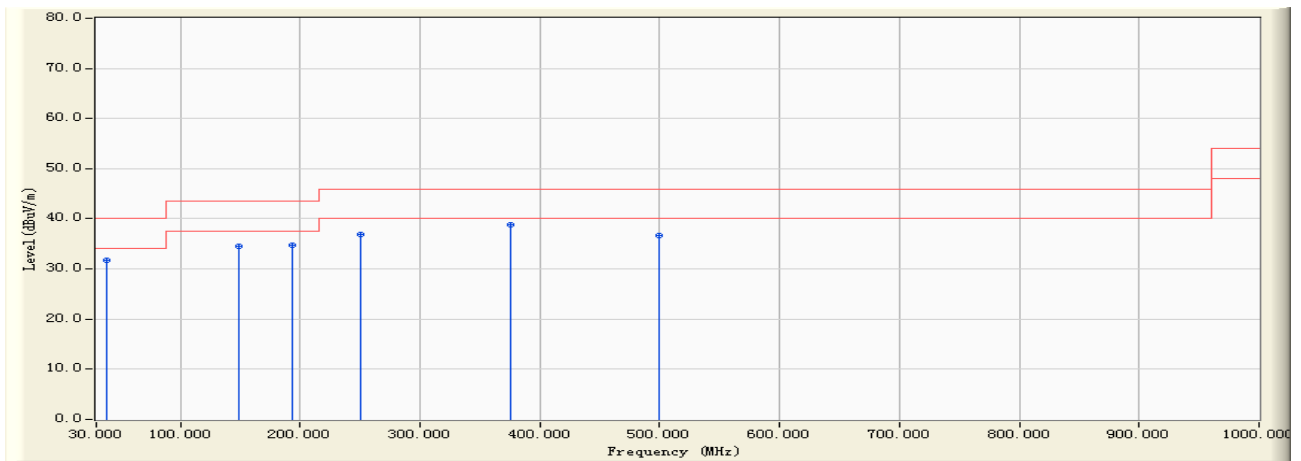
| | | Frequency (MHz) | Correct Factor (dB) | Reading Level (dBuV) | Measure Level (dBuV/m) | Margin (dB) | Limit (dBuV/m) | Detector Type |
|---|---|-----------------|---------------------|----------------------|------------------------|-------------|----------------|---------------|
| 1 | | 142.360 | -17.614 | 50.180 | 32.567 | -10.933 | 43.500 | QUASPEAK |
| 2 | | 270.150 | -13.960 | 53.140 | 39.180 | -6.820 | 46.000 | QUASPEAK |
| 3 | * | 326.180 | -12.078 | 52.140 | 40.062 | -5.938 | 46.000 | QUASPEAK |
| 4 | | 375.240 | -11.290 | 50.380 | 39.091 | -6.909 | 46.000 | QUASPEAK |
| 5 | | 500.340 | -8.866 | 48.210 | 39.343 | -6.657 | 46.000 | QUASPEAK |
| 6 | | 600.010 | -6.596 | 45.330 | 38.734 | -7.266 | 46.000 | QUASPEAK |

Note:

1. All Readings below 1GHz are Quasi-Peak, above are performed with peak and/or average measurements as necessary.
2. " * ", means this data is the worst emission level.
3. Measurement Level = Reading Level + Correct Factor



| | |
|--|--|
| Engineer : Fred | |
| Site : EMC Lab AC 102 | Time : 2010/08/07 - 15:20 |
| Limit : FCC_CLASS_B_03M_QP | Margin : 6 |
| EUT : 802.11n Wireless ADSL2+ 4-port Gateway | Probe : HL562(30-1000MHz) - VERTICAL |
| Power : AC 120V/60Hz | Note : Mode 1: Transmit by 802.11b (2462MHz) |



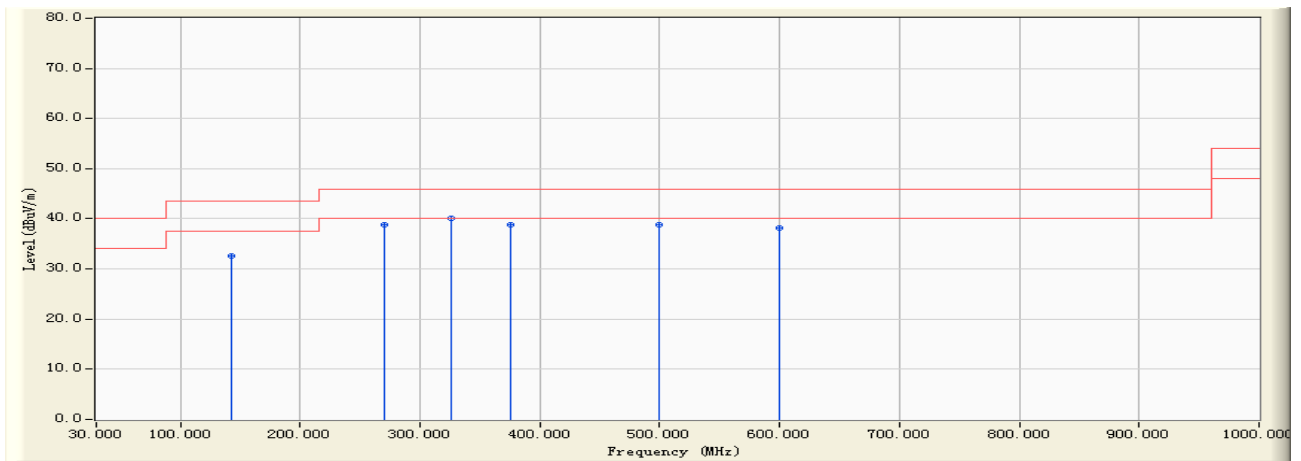
| | | Frequency (MHz) | Correct Factor (dB) | Reading Level (dBuV) | Measure Level (dBuV/m) | Margin (dB) | Limit (dBuV/m) | Detector Type |
|---|---|-----------------|---------------------|----------------------|------------------------|-------------|----------------|---------------|
| 1 | | 38.620 | -12.377 | 44.160 | 31.783 | -8.217 | 40.000 | QUASPEAK |
| 2 | | 148.330 | -17.882 | 52.410 | 34.528 | -8.972 | 43.500 | QUASPEAK |
| 3 | | 193.650 | -17.875 | 52.680 | 34.805 | -8.695 | 43.500 | QUASPEAK |
| 4 | | 250.370 | -15.212 | 52.140 | 36.927 | -9.073 | 46.000 | QUASPEAK |
| 5 | * | 375.420 | -11.288 | 50.140 | 38.852 | -7.148 | 46.000 | QUASPEAK |
| 6 | | 500.030 | -8.874 | 45.620 | 36.746 | -9.254 | 46.000 | QUASPEAK |

Note:

1. All Readings below 1GHz are Quasi-Peak, above are performed with peak and/or average measurements as necessary.
2. " * ", means this data is the worst emission level.
3. Measurement Level = Reading Level + Correct Factor



| | |
|--|--|
| Engineer : Fred | |
| Site : EMC Lab AC 102 | Time : 2010/08/07 - 15:23 |
| Limit : FCC_CLASS_B_03M_QP | Margin : 6 |
| EUT : 802.11n Wireless ADSL2+ 4-port Gateway | Probe : HL562(30-1000MHz) - HORIZONTAL |
| Power : AC 120V/60Hz | Note : Mode 2: Transmit by 802.11g (2412MHz) |



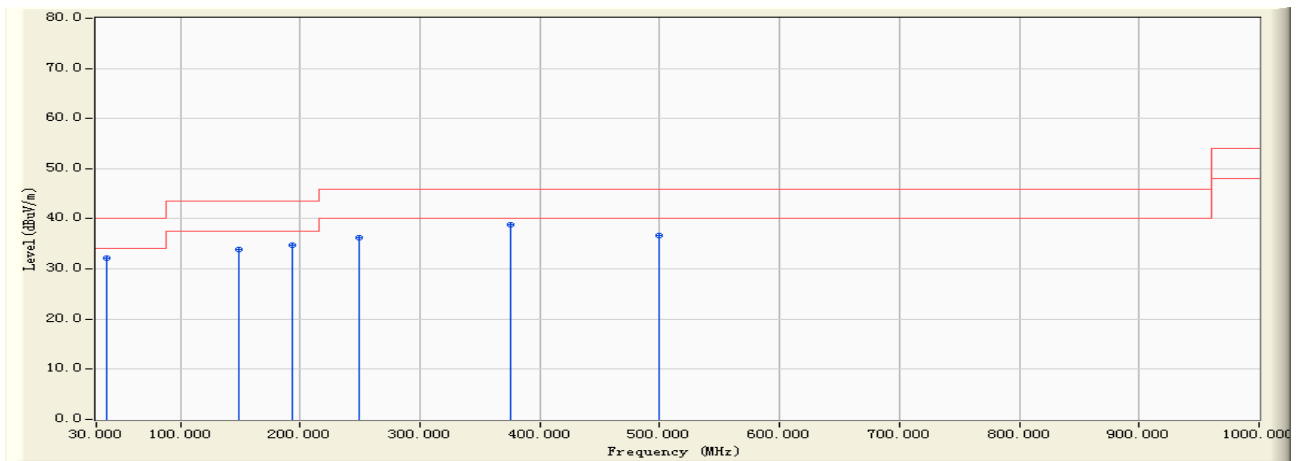
| | | Frequency (MHz) | Correct Factor (dB) | Reading Level (dBuV) | Measure Level (dBuV/m) | Margin (dB) | Limit (dBuV/m) | Detector Type |
|---|---|-----------------|---------------------|----------------------|------------------------|-------------|----------------|---------------|
| 1 | | 142.350 | -17.613 | 50.180 | 32.567 | -10.933 | 43.500 | QUASPEAK |
| 2 | | 270.460 | -13.945 | 52.690 | 38.745 | -7.255 | 46.000 | QUASPEAK |
| 3 | * | 325.610 | -12.102 | 52.170 | 40.068 | -5.932 | 46.000 | QUASPEAK |
| 4 | | 375.640 | -11.287 | 50.170 | 38.884 | -7.116 | 46.000 | QUASPEAK |
| 5 | | 500.030 | -8.874 | 47.690 | 38.816 | -7.184 | 46.000 | QUASPEAK |
| 6 | | 600.140 | -6.596 | 44.690 | 38.093 | -7.907 | 46.000 | QUASPEAK |

Note:

1. All Readings below 1GHz are Quasi-Peak, above are performed with peak and/or average measurements as necessary.
2. " * ", means this data is the worst emission level.
3. Measurement Level = Reading Level + Correct Factor



| | |
|--|--|
| Engineer : Fred | |
| Site : EMC Lab AC 102 | Time : 2010/08/07 - 15:24 |
| Limit : FCC_CLASS_B_03M_QP | Margin : 6 |
| EUT : 802.11n Wireless ADSL2+ 4-port Gateway | Probe : HL562(30-1000MHz) - VERTICAL |
| Power : AC 120V/60Hz | Note : Mode 2: Transmit by 802.11g (2412MHz) |



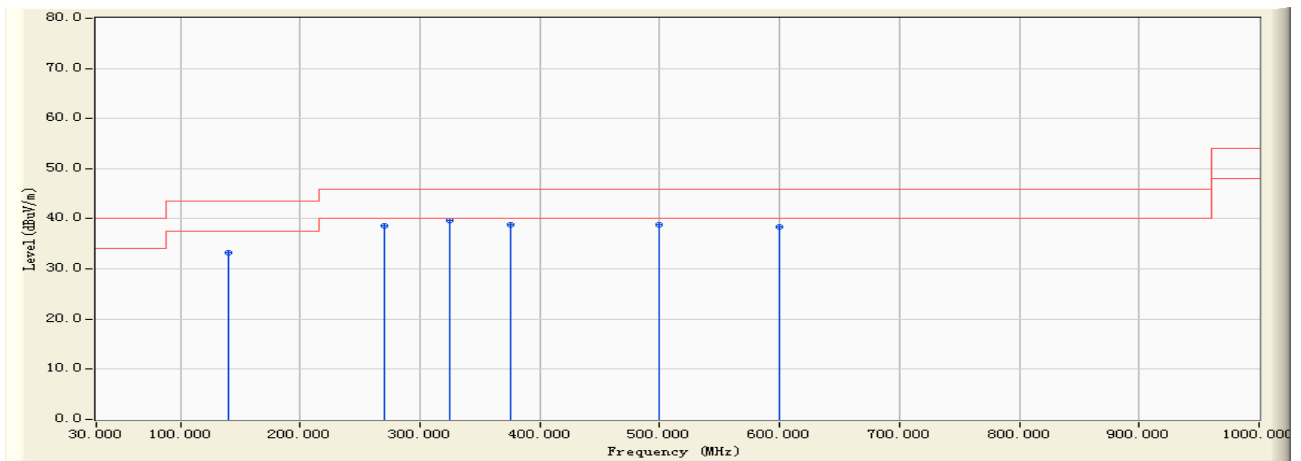
| | | Frequency (MHz) | Correct Factor (dB) | Reading Level (dBuV) | Measure Level (dBuV/m) | Margin (dB) | Limit (dBuV/m) | Detector Type |
|---|---|-----------------|---------------------|----------------------|------------------------|-------------|----------------|---------------|
| 1 | | 38.620 | -12.377 | 44.630 | 32.253 | -7.747 | 40.000 | QUASPEAK |
| 2 | | 148.350 | -17.883 | 51.670 | 33.787 | -9.713 | 43.500 | QUASPEAK |
| 3 | | 193.520 | -17.879 | 52.640 | 34.761 | -8.739 | 43.500 | QUASPEAK |
| 4 | | 249.630 | -15.261 | 51.470 | 36.210 | -9.790 | 46.000 | QUASPEAK |
| 5 | * | 375.820 | -11.285 | 50.160 | 38.875 | -7.125 | 46.000 | QUASPEAK |
| 6 | | 500.030 | -8.874 | 45.630 | 36.756 | -9.244 | 46.000 | QUASPEAK |

Note:

1. All Readings below 1GHz are Quasi-Peak, above are performed with peak and/or average measurements as necessary.
2. " * ", means this data is the worst emission level.
3. Measurement Level = Reading Level + Correct Factor



| | |
|--|--|
| Engineer : Fred | |
| Site : EMC Lab AC 102 | Time : 2010/08/07 - 15:25 |
| Limit : FCC_CLASS_B_03M_QP | Margin : 6 |
| EUT : 802.11n Wireless ADSL2+ 4-port Gateway | Probe : HL562(30-1000MHz) - HORIZONTAL |
| Power : AC 120V/60Hz | Note : Mode 2: Transmit by 802.11g (2437MHz) |



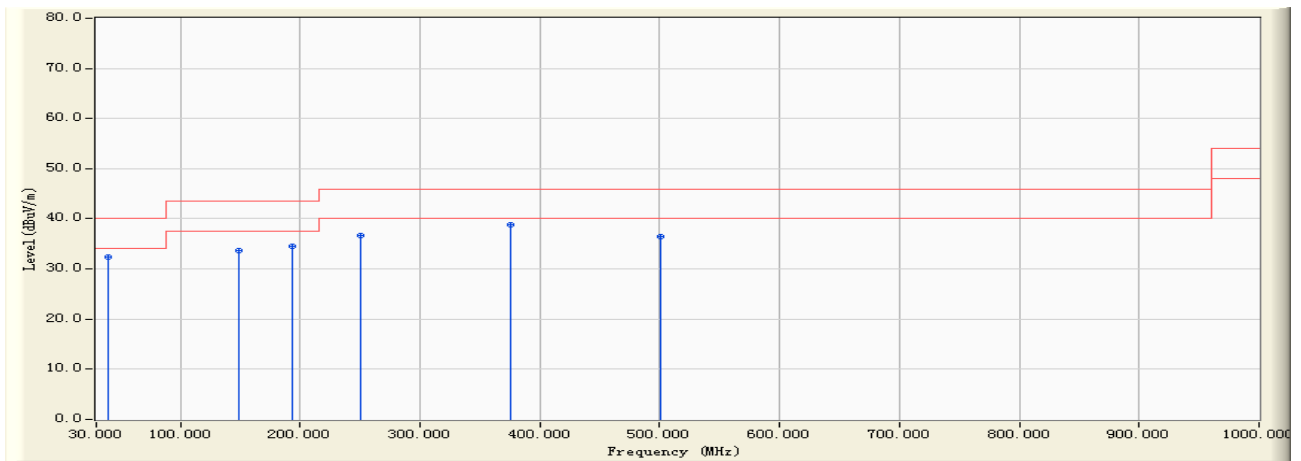
| | | Frequency (MHz) | Correct Factor (dB) | Reading Level (dBuV) | Measure Level (dBuV/m) | Margin (dB) | Limit (dBuV/m) | Detector Type |
|---|---|-----------------|---------------------|----------------------|------------------------|-------------|----------------|---------------|
| 1 | | 140.260 | -17.582 | 50.870 | 33.288 | -10.212 | 43.500 | QUASPEAK |
| 2 | | 270.150 | -13.960 | 52.640 | 38.680 | -7.320 | 46.000 | QUASPEAK |
| 3 | * | 325.180 | -12.115 | 51.690 | 39.575 | -6.425 | 46.000 | QUASPEAK |
| 4 | | 375.420 | -11.288 | 50.210 | 38.922 | -7.078 | 46.000 | QUASPEAK |
| 5 | | 500.010 | -8.875 | 47.630 | 38.756 | -7.244 | 46.000 | QUASPEAK |
| 6 | | 600.320 | -6.598 | 45.020 | 38.422 | -7.578 | 46.000 | QUASPEAK |

Note:

1. All Readings below 1GHz are Quasi-Peak, above are performed with peak and/or average measurements as necessary.
2. " * ", means this data is the worst emission level.
3. Measurement Level = Reading Level + Correct Factor



| | |
|--|--|
| Engineer : Fred | |
| Site : EMC Lab AC 102 | Time : 2010/08/07 - 15:26 |
| Limit : FCC_CLASS_B_03M_QP | Margin : 6 |
| EUT : 802.11n Wireless ADSL2+ 4-port Gateway | Probe : HL562(30-1000MHz) - VERTICAL |
| Power : AC 120V/60Hz | Note : Mode 2: Transmit by 802.11g (2437MHz) |



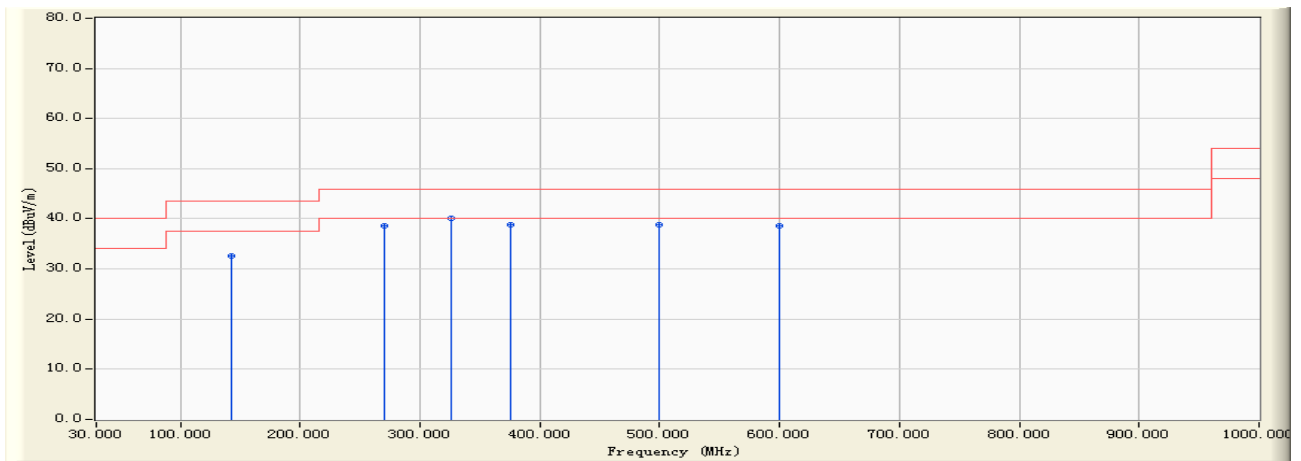
| | | Frequency (MHz) | Correct Factor (dB) | Reading Level (dBuV) | Measure Level (dBuV/m) | Margin (dB) | Limit (dBuV/m) | Detector Type |
|---|---|-----------------|---------------------|----------------------|------------------------|-------------|----------------|---------------|
| 1 | | 39.520 | -12.879 | 45.170 | 32.291 | -7.709 | 40.000 | QUASPEAK |
| 2 | | 148.360 | -17.883 | 51.480 | 33.597 | -9.903 | 43.500 | QUASPEAK |
| 3 | | 193.640 | -17.875 | 52.480 | 34.605 | -8.895 | 43.500 | QUASPEAK |
| 4 | | 250.160 | -15.227 | 51.890 | 36.663 | -9.337 | 46.000 | QUASPEAK |
| 5 | * | 375.820 | -11.285 | 50.160 | 38.875 | -7.125 | 46.000 | QUASPEAK |
| 6 | | 500.320 | -8.867 | 45.230 | 36.363 | -9.637 | 46.000 | QUASPEAK |

Note:

1. All Readings below 1GHz are Quasi-Peak, above are performed with peak and/or average measurements as necessary.
2. " * ", means this data is the worst emission level.
3. Measurement Level = Reading Level + Correct Factor



| | |
|--|--|
| Engineer : Fred | |
| Site : EMC Lab AC 102 | Time : 2010/08/07 - 15:28 |
| Limit : FCC_CLASS_B_03M_QP | Margin : 6 |
| EUT : 802.11n Wireless ADSL2+ 4-port Gateway | Probe : HL562(30-1000MHz) - HORIZONTAL |
| Power : AC 120V/60Hz | Note : Mode 2: Transmit by 802.11g (2462MHz) |



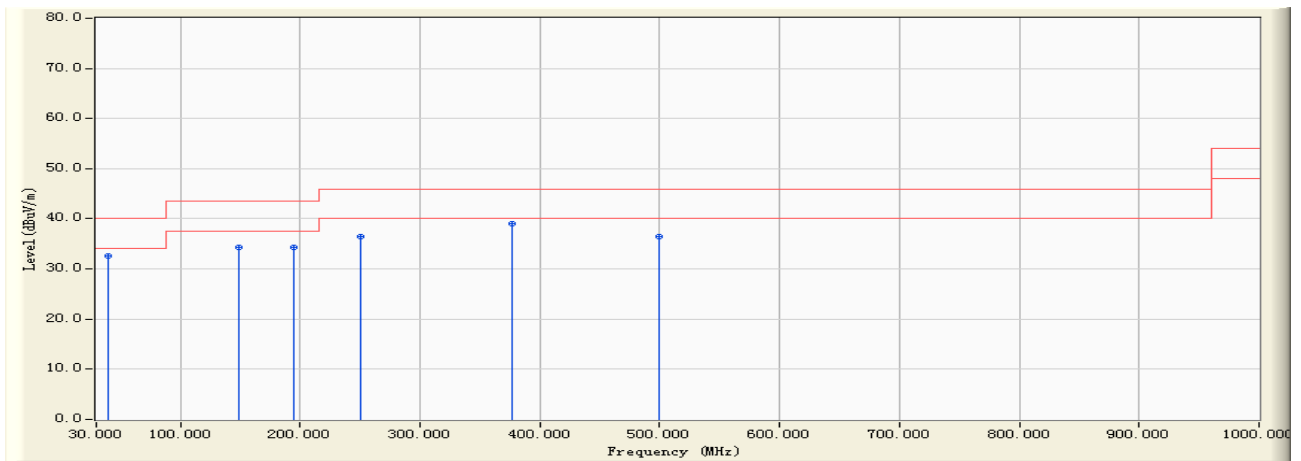
| | | Frequency (MHz) | Correct Factor (dB) | Reading Level (dBuV) | Measure Level (dBuV/m) | Margin (dB) | Limit (dBuV/m) | Detector Type |
|---|---|-----------------|---------------------|----------------------|------------------------|-------------|----------------|---------------|
| 1 | | 142.370 | -17.614 | 50.160 | 32.547 | -10.953 | 43.500 | QUASPEAK |
| 2 | | 270.560 | -13.940 | 52.640 | 38.700 | -7.300 | 46.000 | QUASPEAK |
| 3 | * | 325.610 | -12.102 | 52.180 | 40.078 | -5.922 | 46.000 | QUASPEAK |
| 4 | | 375.480 | -11.287 | 50.140 | 38.853 | -7.147 | 46.000 | QUASPEAK |
| 5 | | 500.060 | -8.873 | 47.620 | 38.747 | -7.253 | 46.000 | QUASPEAK |
| 6 | | 600.030 | -6.596 | 45.120 | 38.524 | -7.476 | 46.000 | QUASPEAK |

Note:

1. All Readings below 1GHz are Quasi-Peak, above are performed with peak and/or average measurements as necessary.
2. " * ", means this data is the worst emission level.
3. Measurement Level = Reading Level + Correct Factor



| | |
|--|--|
| Engineer : Fred | |
| Site : EMC Lab AC 102 | Time : 2010/08/07 - 15:29 |
| Limit : FCC_CLASS_B_03M_QP | Margin : 6 |
| EUT : 802.11n Wireless ADSL2+ 4-port Gateway | Probe : HL562(30-1000MHz) - VERTICAL |
| Power : AC 120V/60Hz | Note : Mode 2: Transmit by 802.11g (2462MHz) |



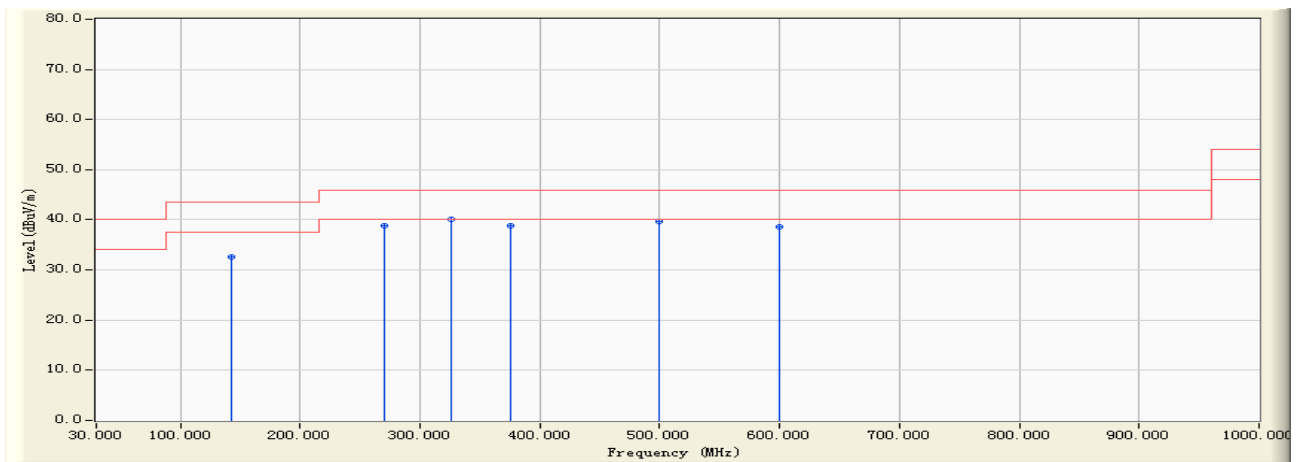
| | | Frequency (MHz) | Correct Factor (dB) | Reading Level (dBuV) | Measure Level (dBuV/m) | Margin (dB) | Limit (dBuV/m) | Detector Type |
|---|---|-----------------|---------------------|----------------------|------------------------|-------------|----------------|---------------|
| 1 | | 39.620 | -12.936 | 45.610 | 32.674 | -7.326 | 40.000 | QUASIPeAK |
| 2 | | 148.320 | -17.881 | 52.160 | 34.279 | -9.221 | 43.500 | QUASIPeAK |
| 3 | | 194.520 | -17.854 | 52.140 | 34.286 | -9.214 | 43.500 | QUASIPeAK |
| 4 | | 250.160 | -15.227 | 51.650 | 36.423 | -9.577 | 46.000 | QUASIPeAK |
| 5 | * | 376.510 | -11.281 | 50.260 | 38.979 | -7.021 | 46.000 | QUASIPeAK |
| 6 | | 500.130 | -8.871 | 45.240 | 36.368 | -9.632 | 46.000 | QUASIPeAK |

Note:

1. All Readings below 1GHz are Quasi-Peak, above are performed with peak and/or average measurements as necessary.
2. " * ", means this data is the worst emission level.
3. Measurement Level = Reading Level + Correct Factor



| | |
|--|---|
| Engineer : Fred | |
| Site : EMC Lab AC 102 | Time : 2010/08/07 - 15:33 |
| Limit : FCC_CLASS_B_03M_QP | Margin : 6 |
| EUT : 802.11n Wireless ADSL2+ 4-port Gateway | Probe : HL562(30-1000MHz) - HORIZONTAL |
| Power : AC 120V/60Hz | Note : Mode 3: Transmit by 802.11n (20MHz) (2412MHz) |



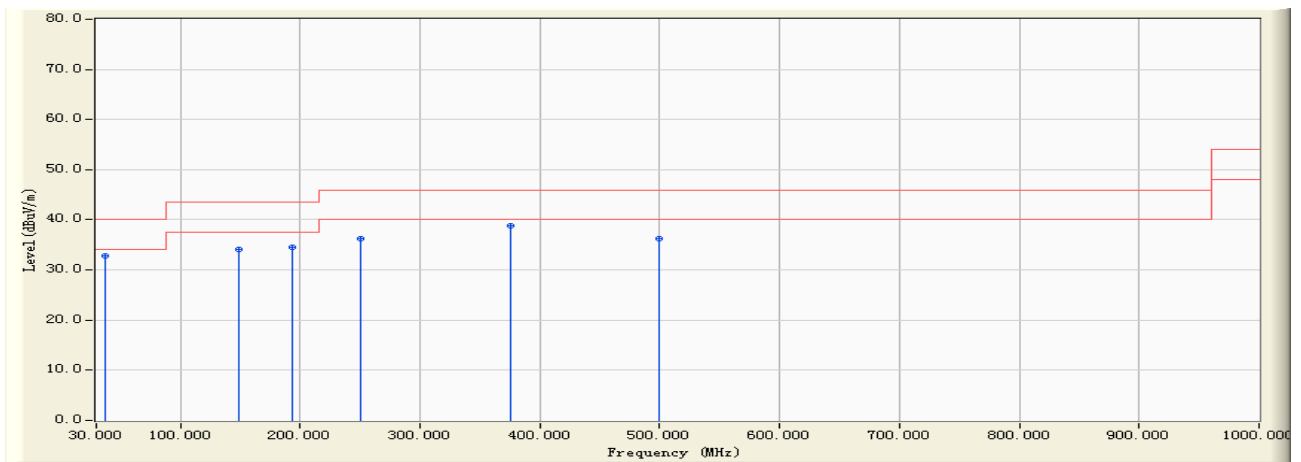
| | | Frequency (MHz) | Correct Factor (dB) | Reading Level (dBuV) | Measure Level (dBuV/m) | Margin (dB) | Limit (dBuV/m) | Detector Type |
|---|---|-----------------|---------------------|----------------------|------------------------|-------------|----------------|---------------|
| 1 | | 142.360 | -17.614 | 50.170 | 32.557 | -10.943 | 43.500 | QUASPEAK |
| 2 | | 270.510 | -13.943 | 52.860 | 38.917 | -7.083 | 46.000 | QUASPEAK |
| 3 | * | 325.640 | -12.101 | 52.170 | 40.069 | -5.931 | 46.000 | QUASPEAK |
| 4 | | 375.690 | -11.286 | 50.160 | 38.874 | -7.126 | 46.000 | QUASPEAK |
| 5 | | 500.030 | -8.874 | 48.510 | 39.636 | -6.364 | 46.000 | QUASPEAK |
| 6 | | 600.320 | -6.598 | 45.120 | 38.522 | -7.478 | 46.000 | QUASPEAK |

Note:

1. All Readings below 1GHz are Quasi-Peak, above are performed with peak and/or average measurements as necessary.
2. " * ", means this data is the worst emission level.
3. Measurement Level = Reading Level + Correct Factor



| | |
|--|---|
| Engineer : Fred | |
| Site : EMC Lab AC 102 | Time : 2010/08/07 - 15:34 |
| Limit : FCC_CLASS_B_03M_QP | Margin : 6 |
| EUT : 802.11n Wireless ADSL2+ 4-port Gateway | Probe : HL562(30-1000MHz) - VERTICAL |
| Power : AC 120V/60Hz | Note : Mode 3: Transmit by 802.11n (20MHz) (2412MHz) |



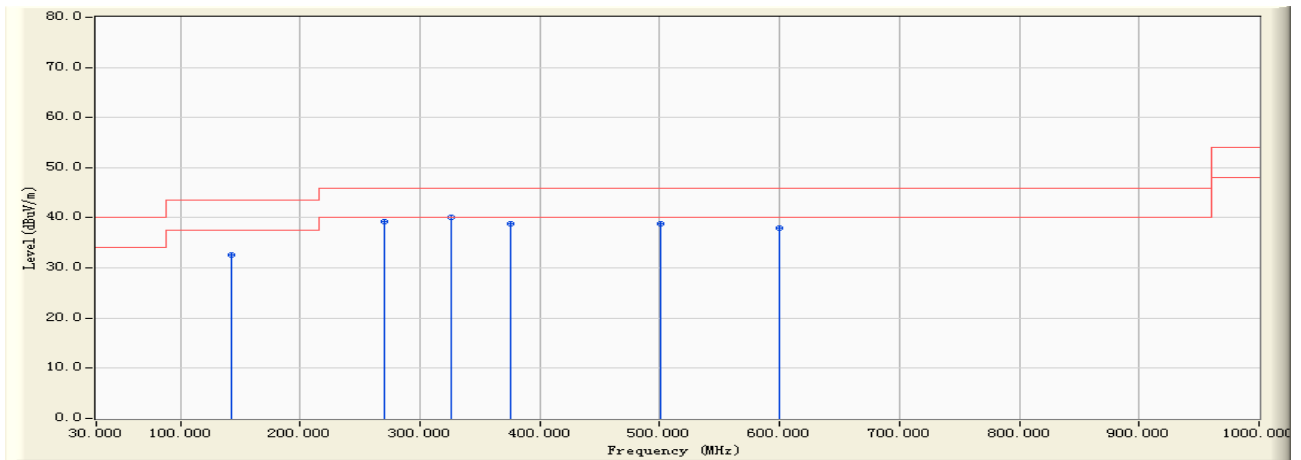
| | | Frequency (MHz) | Correct Factor (dB) | Reading Level (dBuV) | Measure Level (dBuV/m) | Margin (dB) | Limit (dBuV/m) | Detector Type |
|---|---|-----------------|---------------------|----------------------|------------------------|-------------|----------------|---------------|
| 1 | | 37.680 | -11.898 | 44.620 | 32.722 | -7.278 | 40.000 | QUASPEAK |
| 2 | | 148.630 | -17.894 | 51.960 | 34.066 | -9.434 | 43.500 | QUASPEAK |
| 3 | | 193.520 | -17.879 | 52.460 | 34.581 | -8.919 | 43.500 | QUASPEAK |
| 4 | | 250.230 | -15.222 | 51.560 | 36.338 | -9.662 | 46.000 | QUASPEAK |
| 5 | * | 375.620 | -11.286 | 50.140 | 38.853 | -7.147 | 46.000 | QUASPEAK |
| 6 | | 500.030 | -8.874 | 45.170 | 36.296 | -9.704 | 46.000 | QUASPEAK |

Note:

1. All Readings below 1GHz are Quasi-Peak, above are performed with peak and/or average measurements as necessary.
2. " * ", means this data is the worst emission level.
3. Measurement Level = Reading Level + Correct Factor



| | |
|--|---|
| Engineer : Fred | |
| Site : EMC Lab AC 102 | Time : 2010/08/07 - 15:36 |
| Limit : FCC_CLASS_B_03M_QP | Margin : 6 |
| EUT : 802.11n Wireless ADSL2+ 4-port Gateway | Probe : HL562(30-1000MHz) - HORIZONTAL |
| Power : AC 120V/60Hz | Note : Mode 3: Transmit by 802.11n (20MHz) (2437MHz) |



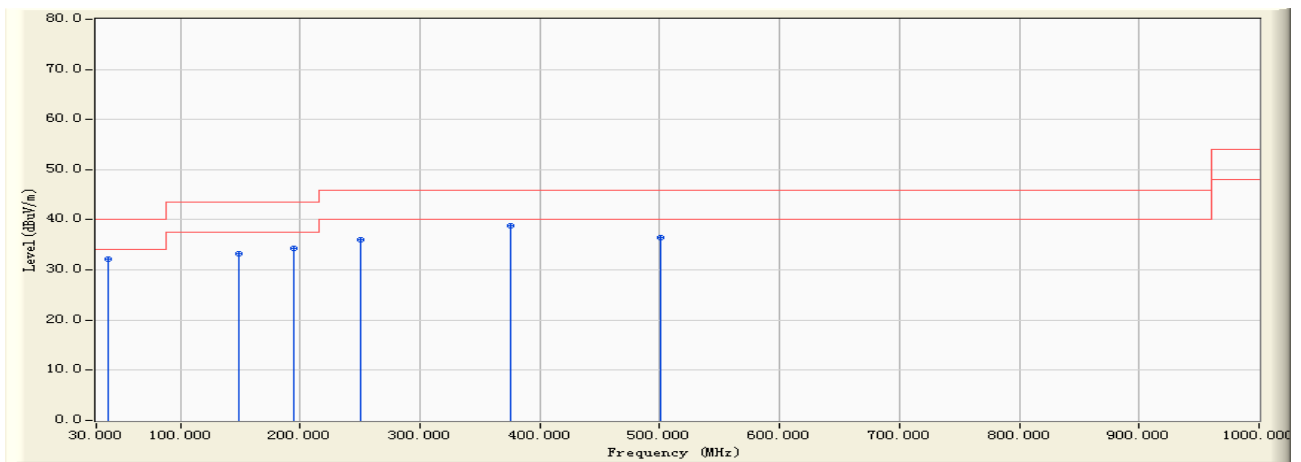
| | | Frequency (MHz) | Correct Factor (dB) | Reading Level (dBuV) | Measure Level (dBuV/m) | Margin (dB) | Limit (dBuV/m) | Detector Type |
|---|---|-----------------|---------------------|----------------------|------------------------|-------------|----------------|---------------|
| 1 | | 142.630 | -17.620 | 50.170 | 32.550 | -10.950 | 43.500 | QUASPEAK |
| 2 | | 270.560 | -13.940 | 53.150 | 39.210 | -6.790 | 46.000 | QUASPEAK |
| 3 | * | 325.610 | -12.102 | 52.140 | 40.038 | -5.962 | 46.000 | QUASPEAK |
| 4 | | 375.180 | -11.289 | 50.029 | 38.740 | -7.260 | 46.000 | QUASPEAK |
| 5 | | 500.230 | -8.869 | 47.620 | 38.751 | -7.249 | 46.000 | QUASPEAK |
| 6 | | 600.350 | -6.599 | 44.630 | 38.031 | -7.969 | 46.000 | QUASPEAK |

Note:

1. All Readings below 1GHz are Quasi-Peak, above are performed with peak and/or average measurements as necessary.
2. " * ", means this data is the worst emission level.
3. Measurement Level = Reading Level + Correct Factor



| | |
|--|---|
| Engineer : Fred | |
| Site : EMC Lab AC 102 | Time : 2010/08/07 - 15:37 |
| Limit : FCC_CLASS_B_03M_QP | Margin : 6 |
| EUT : 802.11n Wireless ADSL2+ 4-port Gateway | Probe : HL562(30-1000MHz) - VERTICAL |
| Power : AC 120V/60Hz | Note : Mode 3: Transmit by 802.11n (20MHz) (2437MHz) |



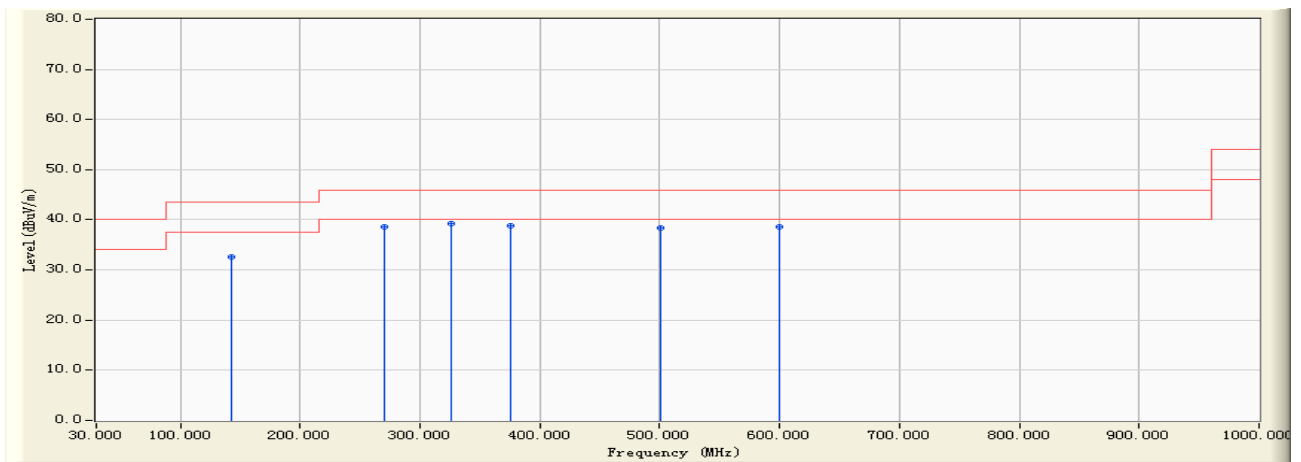
| | | Frequency (MHz) | Correct Factor (dB) | Reading Level (dBuV) | Measure Level (dBuV/m) | Margin (dB) | Limit (dBuV/m) | Detector Type |
|---|---|-----------------|---------------------|----------------------|------------------------|-------------|----------------|---------------|
| 1 | | 39.560 | -12.902 | 45.120 | 32.218 | -7.782 | 40.000 | QUASPEAK |
| 2 | | 148.320 | -17.881 | 51.230 | 33.349 | -10.151 | 43.500 | QUASPEAK |
| 3 | | 194.320 | -17.858 | 52.180 | 34.322 | -9.178 | 43.500 | QUASPEAK |
| 4 | | 250.140 | -15.229 | 51.290 | 36.062 | -9.938 | 46.000 | QUASPEAK |
| 5 | * | 376.240 | -11.283 | 50.140 | 38.857 | -7.143 | 46.000 | QUASPEAK |
| 6 | | 500.240 | -8.869 | 45.240 | 36.371 | -9.629 | 46.000 | QUASPEAK |

Note:

1. All Readings below 1GHz are Quasi-Peak, above are performed with peak and/or average measurements as necessary.
2. " * ", means this data is the worst emission level.
3. Measurement Level = Reading Level + Correct Factor



| | |
|--|---|
| Engineer : Fred | |
| Site : EMC Lab AC 102 | Time : 2010/08/07 - 15:39 |
| Limit : FCC_CLASS_B_03M_QP | Margin : 6 |
| EUT : 802.11n Wireless ADSL2+ 4-port Gateway | Probe : HL562(30-1000MHz) - HORIZONTAL |
| Power : AC 120V/60Hz | Note : Mode 3: Transmit by 802.11n (20MHz) (2462MHz) |



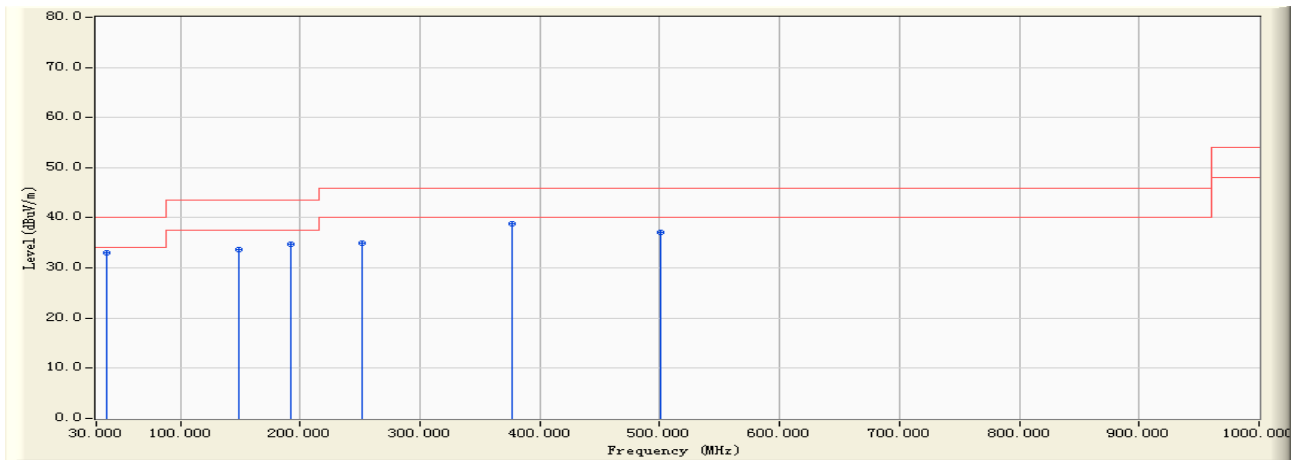
| | | Frequency (MHz) | Correct Factor (dB) | Reading Level (dBuV) | Measure Level (dBuV/m) | Margin (dB) | Limit (dBuV/m) | Detector Type |
|---|---|-----------------|---------------------|----------------------|------------------------|-------------|----------------|---------------|
| 1 | | 142.360 | -17.614 | 50.140 | 32.527 | -10.973 | 43.500 | QUASPEAK |
| 2 | | 270.150 | -13.960 | 52.650 | 38.690 | -7.310 | 46.000 | QUASPEAK |
| 3 | * | 326.510 | -12.062 | 51.240 | 39.179 | -6.821 | 46.000 | QUASPEAK |
| 4 | | 375.260 | -11.289 | 50.180 | 38.891 | -7.109 | 46.000 | QUASPEAK |
| 5 | | 500.340 | -8.866 | 47.160 | 38.293 | -7.707 | 46.000 | QUASPEAK |
| 6 | | 600.270 | -6.598 | 45.120 | 38.522 | -7.478 | 46.000 | QUASPEAK |

Note:

1. All Readings below 1GHz are Quasi-Peak, above are performed with peak and/or average measurements as necessary.
2. " * ", means this data is the worst emission level.
3. Measurement Level = Reading Level + Correct Factor



| | |
|--|---|
| Engineer : Fred | |
| Site : EMC Lab AC 102 | Time : 2010/08/07 - 15:40 |
| Limit : FCC_CLASS_B_03M_QP | Margin : 6 |
| EUT : 802.11n Wireless ADSL2+ 4-port Gateway | Probe : HL562(30-1000MHz) - VERTICAL |
| Power : AC 120V/60Hz | Note : Mode 3: Transmit by 802.11n (20MHz) (2462MHz) |



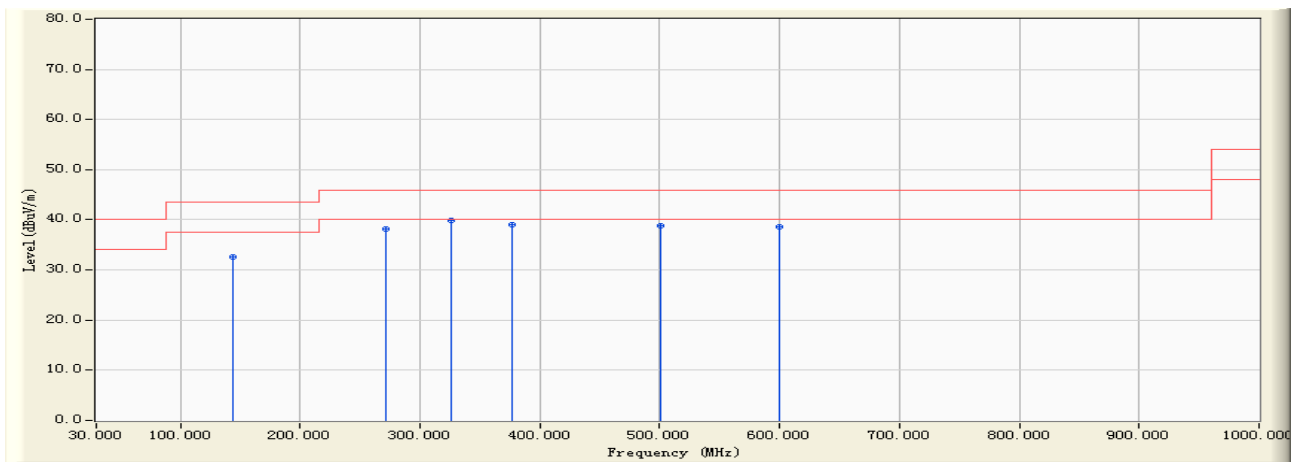
| | | Frequency (MHz) | Correct Factor (dB) | Reading Level (dBuV) | Measure Level (dBuV/m) | Margin (dB) | Limit (dBuV/m) | Detector Type |
|---|---|-----------------|---------------------|----------------------|------------------------|-------------|----------------|---------------|
| 1 | * | 38.260 | -12.195 | 45.130 | 32.936 | -7.064 | 40.000 | QUASPEAK |
| 2 | | 148.340 | -17.882 | 51.450 | 33.568 | -9.932 | 43.500 | QUASPEAK |
| 3 | | 192.630 | -17.889 | 52.680 | 34.790 | -8.710 | 43.500 | QUASPEAK |
| 4 | | 251.340 | -15.144 | 50.160 | 35.015 | -10.985 | 46.000 | QUASPEAK |
| 5 | | 376.520 | -11.281 | 50.170 | 38.889 | -7.111 | 46.000 | QUASPEAK |
| 6 | | 501.260 | -8.845 | 45.860 | 37.015 | -8.985 | 46.000 | QUASPEAK |

Note:

1. All Readings below 1GHz are Quasi-Peak, above are performed with peak and/or average measurements as necessary.
2. " * ", means this data is the worst emission level.
3. Measurement Level = Reading Level + Correct Factor



| | |
|--|---|
| Engineer : Fred | |
| Site : EMC Lab AC 102 | Time : 2010/08/07 - 15:41 |
| Limit : FCC_CLASS_B_03M_QP | Margin : 6 |
| EUT : 802.11n Wireless ADSL2+ 4-port Gateway | Probe : HL562(30-1000MHz) - HORIZONTAL |
| Power : AC 120V/60Hz | Note : Mode 4: Transmit by 802.11n (40MHz) (2422MHz) |



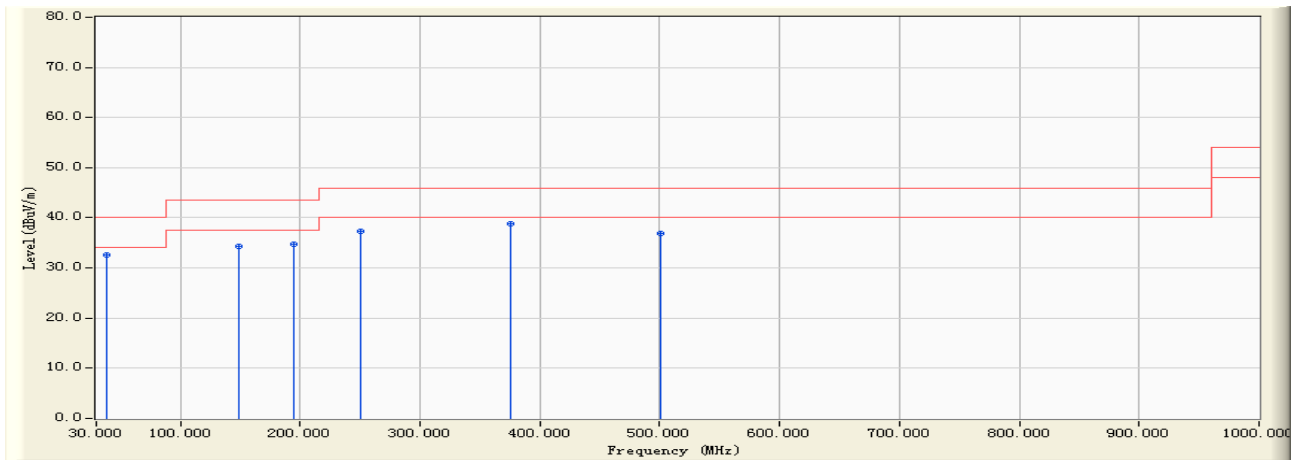
| | | Frequency (MHz) | Correct Factor (dB) | Reading Level (dBuV) | Measure Level (dBuV/m) | Margin (dB) | Limit (dBuV/m) | Detector Type |
|---|---|-----------------|---------------------|----------------------|------------------------|-------------|----------------|---------------|
| 1 | | 143.470 | -17.649 | 50.240 | 32.591 | -10.909 | 43.500 | QUASPEAK |
| 2 | | 271.560 | -13.910 | 52.180 | 38.270 | -7.730 | 46.000 | QUASPEAK |
| 3 | * | 326.570 | -12.058 | 51.890 | 39.832 | -6.168 | 46.000 | QUASPEAK |
| 4 | | 376.510 | -11.281 | 50.240 | 38.959 | -7.041 | 46.000 | QUASPEAK |
| 5 | | 500.260 | -8.869 | 47.620 | 38.752 | -7.248 | 46.000 | QUASPEAK |
| 6 | | 600.140 | -6.596 | 45.120 | 38.523 | -7.477 | 46.000 | QUASPEAK |

Note:

1. All Readings below 1GHz are Quasi-Peak, above are performed with peak and/or average measurements as necessary.
2. " * ", means this data is the worst emission level.
3. Measurement Level = Reading Level + Correct Factor



| | |
|--|---|
| Engineer : Fred | |
| Site : EMC Lab AC 102 | Time : 2010/08/07 - 15:42 |
| Limit : FCC_CLASS_B_03M_QP | Margin : 6 |
| EUT : 802.11n Wireless ADSL2+ 4-port Gateway | Probe : HL562(30-1000MHz) - VERTICAL |
| Power : AC 120V/60Hz | Note : Mode 4: Transmit by 802.11n (40MHz) (2422MHz) |



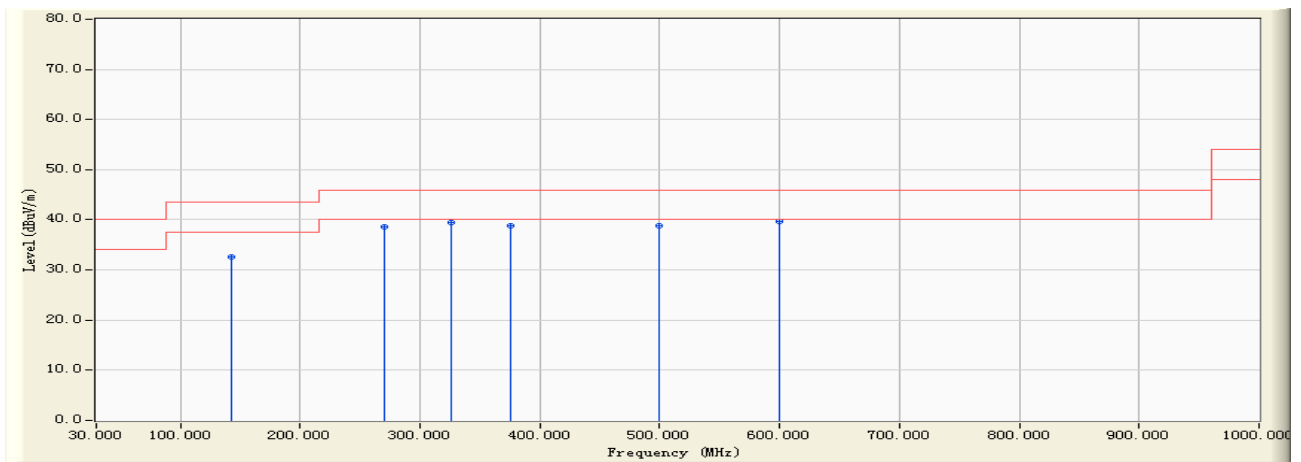
| | | Frequency (MHz) | Correct Factor (dB) | Reading Level (dBuV) | Measure Level (dBuV/m) | Margin (dB) | Limit (dBuV/m) | Detector Type |
|---|---|-----------------|---------------------|----------------------|------------------------|-------------|----------------|---------------|
| 1 | | 38.960 | -12.559 | 45.130 | 32.571 | -7.429 | 40.000 | QUASPEAK |
| 2 | | 148.630 | -17.894 | 52.180 | 34.286 | -9.214 | 43.500 | QUASPEAK |
| 3 | | 194.250 | -17.859 | 52.670 | 34.811 | -8.689 | 43.500 | QUASPEAK |
| 4 | | 250.140 | -15.229 | 52.610 | 37.382 | -8.618 | 46.000 | QUASPEAK |
| 5 | * | 375.420 | -11.288 | 50.170 | 38.882 | -7.118 | 46.000 | QUASPEAK |
| 6 | | 500.320 | -8.867 | 45.850 | 36.983 | -9.017 | 46.000 | QUASPEAK |

Note:

1. All Readings below 1GHz are Quasi-Peak, above are performed with peak and/or average measurements as necessary.
2. " * ", means this data is the worst emission level.
3. Measurement Level = Reading Level + Correct Factor



| | |
|--|---|
| Engineer : Fred | |
| Site : EMC Lab AC 102 | Time : 2010/08/07 - 15:44 |
| Limit : FCC_CLASS_B_03M_QP | Margin : 6 |
| EUT : 802.11n Wireless ADSL2+ 4-port Gateway | Probe : HL562(30-1000MHz) - HORIZONTAL |
| Power : AC 120V/60Hz | Note : Mode 4: Transmit by 802.11n (40MHz) (2437MHz) |



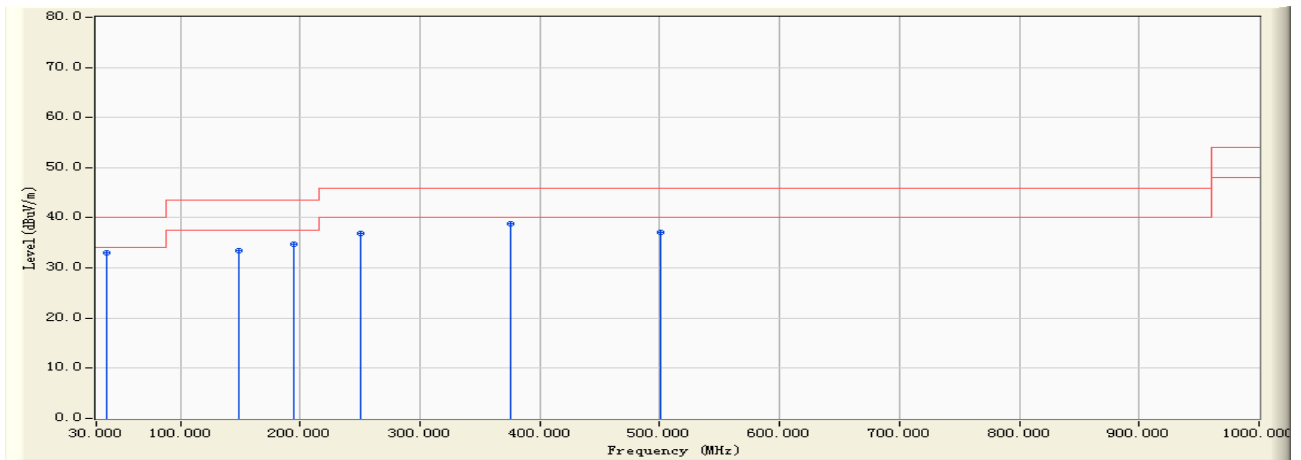
| | | Frequency (MHz) | Correct Factor (dB) | Reading Level (dBuV) | Measure Level (dBuV/m) | Margin (dB) | Limit (dBuV/m) | Detector Type |
|---|---|-----------------|---------------------|----------------------|------------------------|-------------|----------------|---------------|
| 1 | | 142.630 | -17.620 | 50.150 | 32.530 | -10.970 | 43.500 | QUASPEAK |
| 2 | | 270.230 | -13.956 | 52.640 | 38.684 | -7.316 | 46.000 | QUASPEAK |
| 3 | | 326.510 | -12.062 | 51.460 | 39.399 | -6.601 | 46.000 | QUASPEAK |
| 4 | | 375.260 | -11.289 | 50.170 | 38.881 | -7.119 | 46.000 | QUASPEAK |
| 5 | | 500.130 | -8.871 | 47.680 | 38.808 | -7.192 | 46.000 | QUASPEAK |
| 6 | * | 600.340 | -6.598 | 46.230 | 39.631 | -6.369 | 46.000 | QUASPEAK |

Note:

1. All Readings below 1GHz are Quasi-Peak, above are performed with peak and/or average measurements as necessary.
2. " * ", means this data is the worst emission level.
3. Measurement Level = Reading Level + Correct Factor



| | |
|--|---|
| Engineer : Fred | |
| Site : EMC Lab AC 102 | Time : 2010/08/07 - 15:45 |
| Limit : FCC_CLASS_B_03M_QP | Margin : 6 |
| EUT : 802.11n Wireless ADSL2+ 4-port Gateway | Probe : HL562(30-1000MHz) - VERTICAL |
| Power : AC 120V/60Hz | Note : Mode 4: Transmit by 802.11n (40MHz) (2437MHz) |



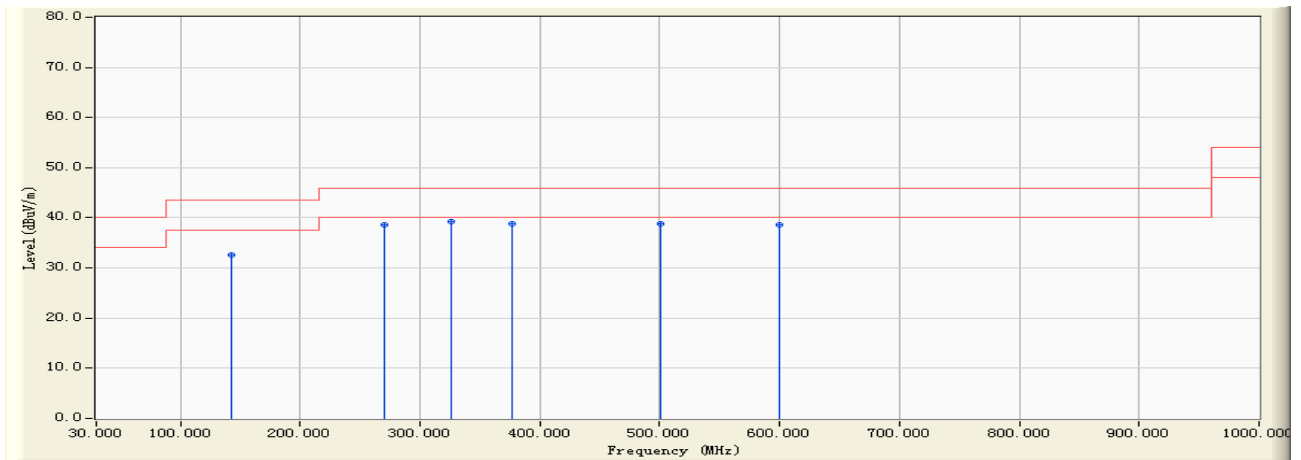
| | | Frequency (MHz) | Correct Factor (dB) | Reading Level (dBuV) | Measure Level (dBuV/m) | Margin (dB) | Limit (dBuV/m) | Detector Type |
|---|---|-----------------|---------------------|----------------------|------------------------|-------------|----------------|---------------|
| 1 | * | 38.260 | -12.195 | 45.130 | 32.936 | -7.064 | 40.000 | QUASPEAK |
| 2 | | 148.630 | -17.894 | 51.450 | 33.556 | -9.944 | 43.500 | QUASPEAK |
| 3 | | 194.530 | -17.853 | 52.640 | 34.787 | -8.713 | 43.500 | QUASPEAK |
| 4 | | 250.160 | -15.227 | 52.170 | 36.943 | -9.057 | 46.000 | QUASPEAK |
| 5 | | 375.180 | -11.289 | 50.130 | 38.841 | -7.159 | 46.000 | QUASPEAK |
| 6 | | 500.430 | -8.864 | 45.870 | 37.006 | -8.994 | 46.000 | QUASPEAK |

Note:

1. All Readings below 1GHz are Quasi-Peak, above are performed with peak and/or average measurements as necessary.
2. " * ", means this data is the worst emission level.
3. Measurement Level = Reading Level + Correct Factor



| | |
|--|---|
| Engineer : Fred | |
| Site : EMC Lab AC 102 | Time : 2010/08/07 - 15:46 |
| Limit : FCC_CLASS_B_03M_QP | Margin : 6 |
| EUT : 802.11n Wireless ADSL2+ 4-port Gateway | Probe : HL562(30-1000MHz) - HORIZONTAL |
| Power : AC 120V/60Hz | Note : Mode 4: Transmit by 802.11n (40MHz) (2452MHz) |



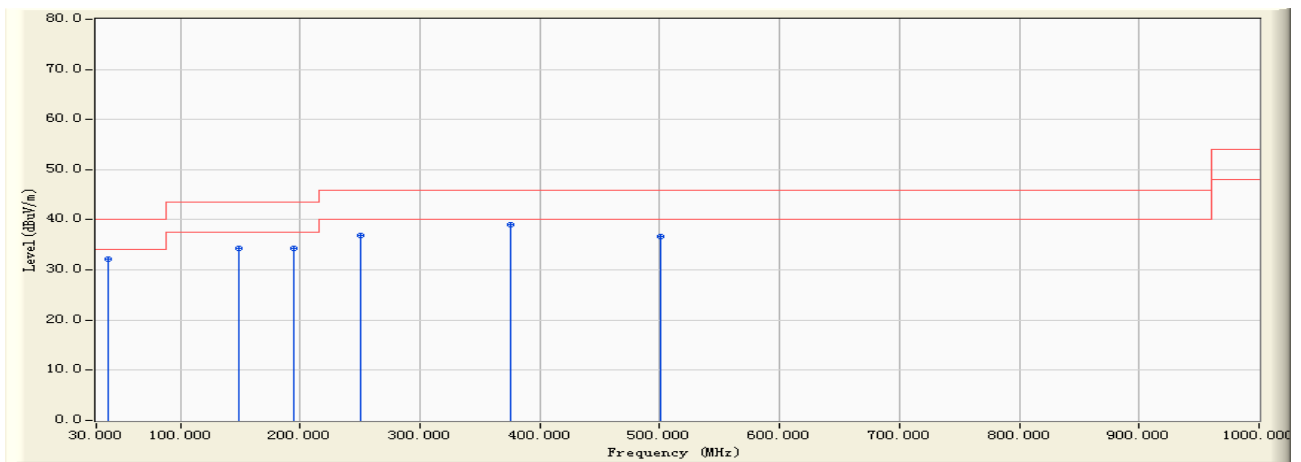
| | | Frequency (MHz) | Correct Factor (dB) | Reading Level (dBuV) | Measure Level (dBuV/m) | Margin (dB) | Limit (dBuV/m) | Detector Type |
|---|---|-----------------|---------------------|----------------------|------------------------|-------------|----------------|---------------|
| 1 | | 142.360 | -17.614 | 50.310 | 32.697 | -10.803 | 43.500 | QUASPEAK |
| 2 | | 270.360 | -13.950 | 52.640 | 38.690 | -7.310 | 46.000 | QUASPEAK |
| 3 | * | 326.510 | -12.062 | 51.240 | 39.179 | -6.821 | 46.000 | QUASPEAK |
| 4 | | 376.520 | -11.281 | 50.140 | 38.859 | -7.141 | 46.000 | QUASPEAK |
| 5 | | 500.320 | -8.867 | 47.630 | 38.763 | -7.237 | 46.000 | QUASPEAK |
| 6 | | 600.140 | -6.596 | 45.230 | 38.633 | -7.367 | 46.000 | QUASPEAK |

Note:

1. All Readings below 1GHz are Quasi-Peak, above are performed with peak and/or average measurements as necessary.
2. " * ", means this data is the worst emission level.
3. Measurement Level = Reading Level + Correct Factor



| | |
|--|---|
| Engineer : Fred | |
| Site : EMC Lab AC 102 | Time : 2010/08/07 - 15:48 |
| Limit : FCC_CLASS_B_03M_QP | Margin : 6 |
| EUT : 802.11n Wireless ADSL2+ 4-port Gateway | Probe : HL562(30-1000MHz) - VERTICAL |
| Power : AC 120V/60Hz | Note : Mode 4: Transmit by 802.11n (40MHz) (2452MHz) |



| | | Frequency (MHz) | Correct Factor (dB) | Reading Level (dBuV) | Measure Level (dBuV/m) | Margin (dB) | Limit (dBuV/m) | Detector Type |
|---|---|-----------------|---------------------|----------------------|------------------------|-------------|----------------|---------------|
| 1 | | 39.620 | -12.936 | 45.160 | 32.224 | -7.776 | 40.000 | QUASPEAK |
| 2 | | 148.530 | -17.890 | 52.140 | 34.250 | -9.250 | 43.500 | QUASPEAK |
| 3 | | 194.620 | -17.852 | 52.180 | 34.329 | -9.171 | 43.500 | QUASPEAK |
| 4 | | 250.350 | -15.214 | 52.140 | 36.926 | -9.074 | 46.000 | QUASPEAK |
| 5 | * | 375.840 | -11.285 | 50.260 | 38.975 | -7.025 | 46.000 | QUASPEAK |
| 6 | | 500.230 | -8.869 | 45.620 | 36.751 | -9.249 | 46.000 | QUASPEAK |

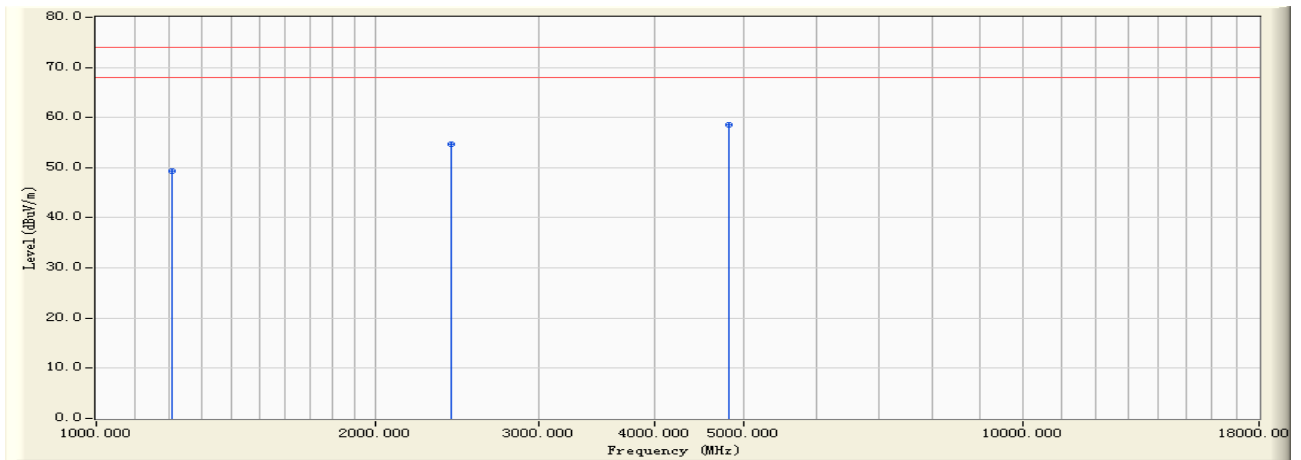
Note:

1. All Readings below 1GHz are Quasi-Peak, above are performed with peak and/or average measurements as necessary.
2. " * ", means this data is the worst emission level.
3. Measurement Level = Reading Level + Correct Factor



Above 1G:

| | |
|--|--|
| Engineer : Fred | |
| Site : EMC Lab AC 102 | Time : 2010/08/07 - 18:22 |
| Limit : FCC_15_03M_PK | Margin : 6 |
| EUT : 802.11n Wireless ADSL2+ 4-port Gateway | Probe : BBHA9120D(1-18GHz) - HORIZONTAL |
| Power : AC 120V/60Hz | Note : Mode 1: Transmit by 802.11b (2412MHz) |



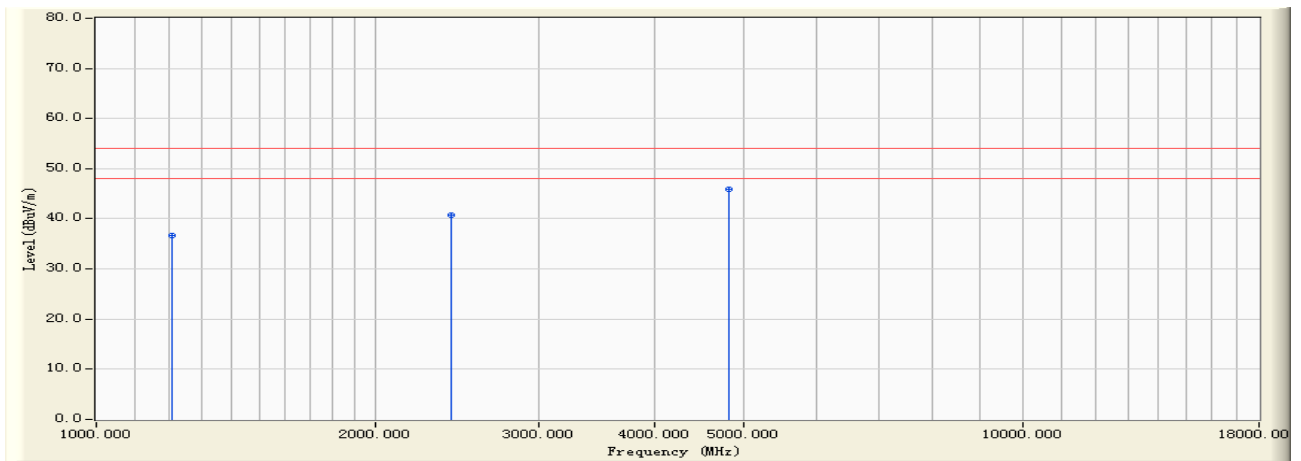
| | | Frequency (MHz) | Correct Factor (dB) | Reading Level (dBUV) | Measure Level (dBUV/m) | Margin (dB) | Limit (dBUV/m) | Detector Type |
|---|---|-----------------|---------------------|----------------------|------------------------|-------------|----------------|---------------|
| 1 | | 1208.360 | -5.874 | 55.250 | 49.377 | -24.623 | 74.000 | PEAK |
| 2 | | 2412.340 | 0.429 | 54.280 | 54.710 | -19.290 | 74.000 | PEAK |
| 3 | * | 4825.670 | 7.352 | 51.270 | 58.621 | -15.379 | 74.000 | PEAK |

Note:

1. All Readings below 1GHz are Quasi-Peak, above are performed with peak and/or average measurements as necessary.
2. " * ", means this data is the worst emission level.
3. Measurement Level = Reading Level + Correct Factor



| | |
|--|--|
| Engineer : Fred | |
| Site : EMC Lab AC 102 | Time : 2010/08/07 - 18:22 |
| Limit : FCC_15_03M_AV | Margin : 6 |
| EUT : 802.11n Wireless ADSL2+ 4-port Gateway | Probe : BBHA9120D(1-18GHz) - HORIZONTAL |
| Power : AC 120V/60Hz | Note : Mode 1: Transmit by 802.11b (2412MHz) |



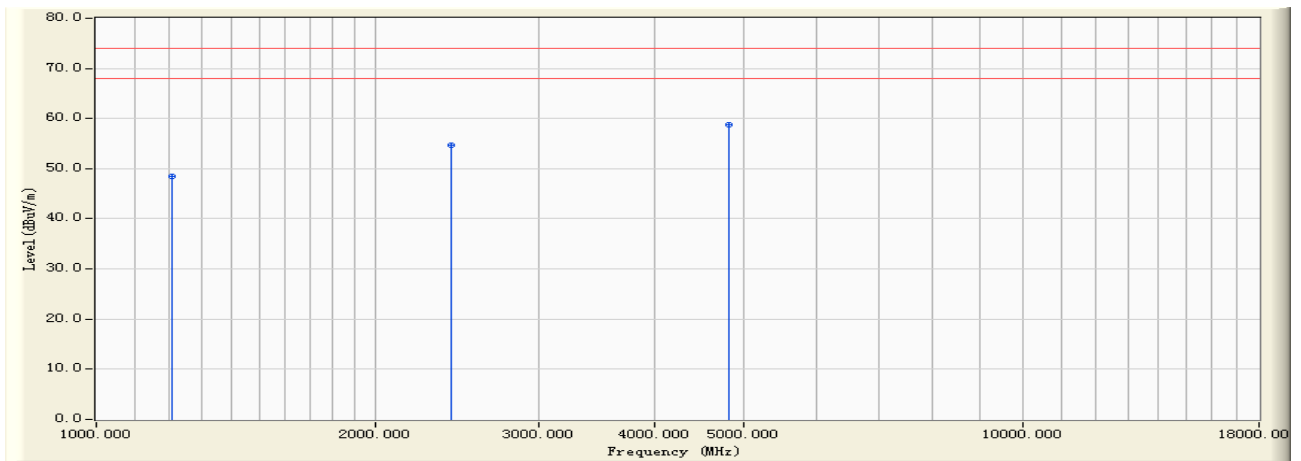
| | | Frequency (MHz) | Correct Factor (dB) | Reading Level (dBuV) | Measure Level (dBuV/m) | Margin (dB) | Limit (dBuV/m) | Detector Type |
|---|---|-----------------|---------------------|----------------------|------------------------|-------------|----------------|---------------|
| 1 | | 1208.360 | -5.874 | 42.570 | 36.697 | -17.303 | 54.000 | AVERAGE |
| 2 | | 2412.340 | 0.429 | 40.260 | 40.690 | -13.310 | 54.000 | AVERAGE |
| 3 | * | 4825.670 | 7.352 | 38.650 | 46.001 | -7.999 | 54.000 | AVERAGE |

Note:

1. All Readings below 1GHz are Quasi-Peak, above are performed with peak and/or average measurements as necessary.
2. " * ", means this data is the worst emission level.
3. Measurement Level = Reading Level + Correct Factor



| | |
|--|--|
| Engineer : Fred | |
| Site : EMC Lab AC 102 | Time : 2010/08/07 - 18:24 |
| Limit : FCC_15_03M_PK | Margin : 6 |
| EUT : 802.11n Wireless ADSL2+ 4-port Gateway | Probe : BBHA9120D(1-18GHz) - VERTICAL |
| Power : AC 120V/60Hz | Note : Mode 1: Transmit by 802.11b (2412MHz) |



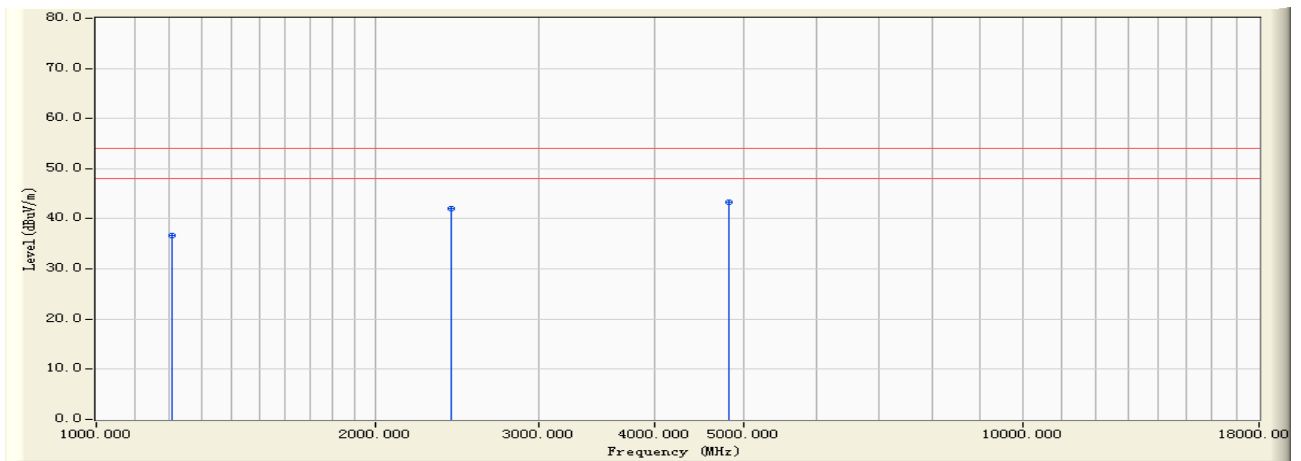
| | | Frequency (MHz) | Correct Factor (dB) | Reading Level (dBuV) | Measure Level (dBuV/m) | Margin (dB) | Limit (dBuV/m) | Detector Type |
|---|---|-----------------|---------------------|----------------------|------------------------|-------------|----------------|---------------|
| 1 | | 1207.360 | -5.883 | 54.260 | 48.376 | -25.624 | 74.000 | PEAK |
| 2 | | 2412.150 | 0.428 | 54.260 | 54.689 | -19.311 | 74.000 | PEAK |
| 3 | * | 4825.610 | 7.351 | 51.340 | 58.691 | -15.309 | 74.000 | PEAK |

Note:

1. All Readings below 1GHz are Quasi-Peak, above are performed with peak and/or average measurements as necessary.
2. " * ", means this data is the worst emission level.
3. Measurement Level = Reading Level + Correct Factor



| | |
|--|--|
| Engineer : Fred | |
| Site : EMC Lab AC 102 | Time : 2010/08/07 - 18:24 |
| Limit : FCC_15_03M_AV | Margin : 6 |
| EUT : 802.11n Wireless ADSL2+ 4-port Gateway | Probe : BBHA9120D(1-18GHz) - VERTICAL |
| Power : AC 120V/60Hz | Note : Mode 1: Transmit by 802.11b (2412MHz) |



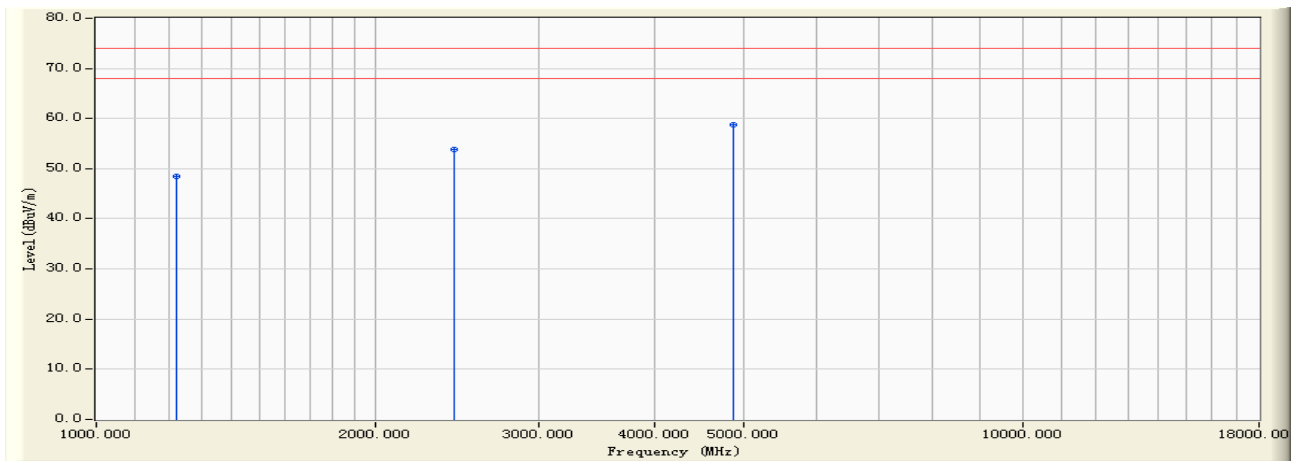
| | | Frequency (MHz) | Correct Factor (dB) | Reading Level (dBuV) | Measure Level (dBuV/m) | Margin (dB) | Limit (dBuV/m) | Detector Type |
|---|---|-----------------|---------------------|----------------------|------------------------|-------------|----------------|---------------|
| 1 | | 1207.360 | -5.883 | 42.560 | 36.676 | -17.324 | 54.000 | AVERAGE |
| 2 | | 2412.150 | 0.428 | 41.620 | 42.049 | -11.951 | 54.000 | AVERAGE |
| 3 | * | 4825.610 | 7.351 | 36.020 | 43.371 | -10.629 | 54.000 | AVERAGE |

Note:

1. All Readings below 1GHz are Quasi-Peak, above are performed with peak and/or average measurements as necessary.
2. " * ", means this data is the worst emission level.
3. Measurement Level = Reading Level + Correct Factor



| | |
|--|--|
| Engineer : Fred | |
| Site : EMC Lab AC 102 | Time : 2010/08/07 - 18:27 |
| Limit : FCC_15_03M_PK | Margin : 6 |
| EUT : 802.11n Wireless ADSL2+ 4-port Gateway | Probe : BBHA9120D(1-18GHz) - HORIZONTAL |
| Power : AC 120V/60Hz | Note : Mode 1: Transmit by 802.11b (2437MHz) |



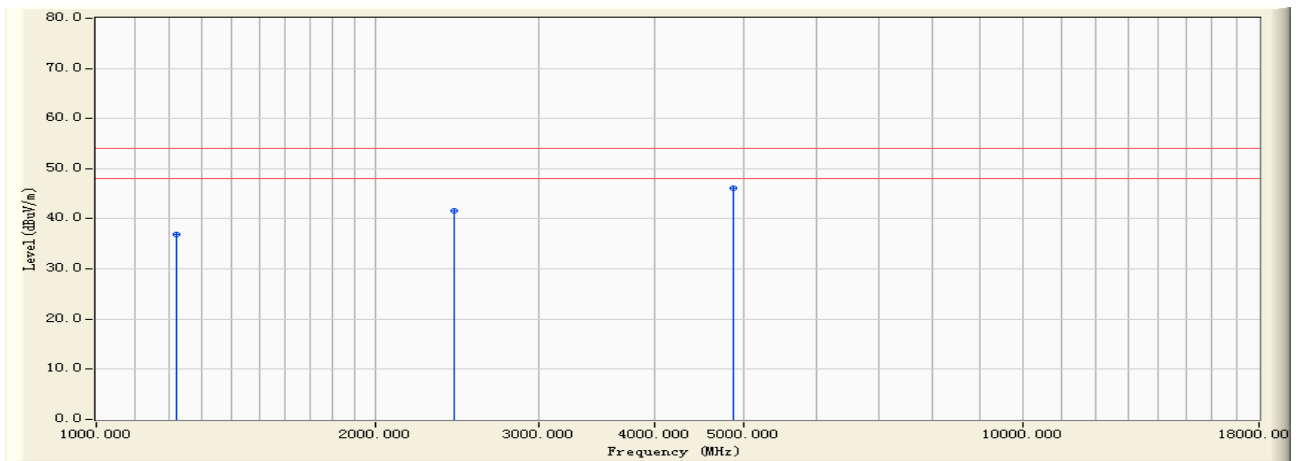
| | | Frequency (MHz) | Correct Factor (dB) | Reading Level (dBuV) | Measure Level (dBuV/m) | Margin (dB) | Limit (dBuV/m) | Detector Type |
|---|---|-----------------|---------------------|----------------------|------------------------|-------------|----------------|---------------|
| 1 | | 1218.360 | -5.769 | 54.280 | 48.511 | -25.489 | 74.000 | PEAK |
| 2 | | 2437.150 | 0.510 | 53.280 | 53.790 | -20.210 | 74.000 | PEAK |
| 3 | * | 4875.240 | 7.459 | 51.230 | 58.689 | -15.311 | 74.000 | PEAK |

Note:

1. All Readings below 1GHz are Quasi-Peak, above are performed with peak and/or average measurements as necessary.
2. " * ", means this data is the worst emission level.
3. Measurement Level = Reading Level + Correct Factor



| | |
|--|--|
| Engineer : Fred | |
| Site : EMC Lab AC 102 | Time : 2010/08/07 - 18:27 |
| Limit : FCC_15_03M_AV | Margin : 6 |
| EUT : 802.11n Wireless ADSL2+ 4-port Gateway | Probe : BBHA9120D(1-18GHz) - HORIZONTAL |
| Power : AC 120V/60Hz | Note : Mode 1: Transmit by 802.11b (2437MHz) |



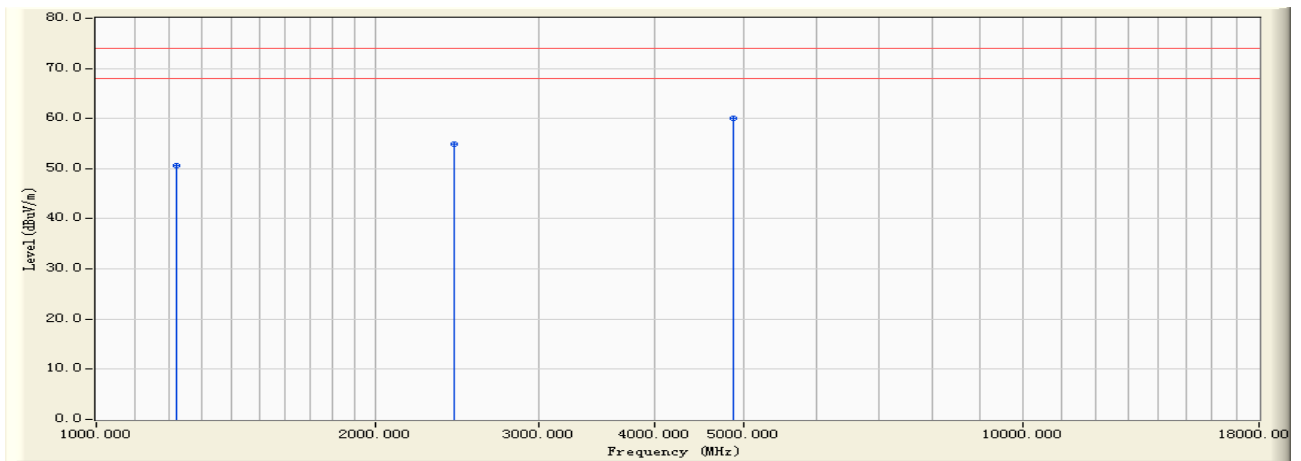
| | | Frequency (MHz) | Correct Factor (dB) | Reading Level (dBuV) | Measure Level (dBuV/m) | Margin (dB) | Limit (dBuV/m) | Detector Type |
|---|---|-----------------|---------------------|----------------------|------------------------|-------------|----------------|---------------|
| 1 | | 1218.360 | -5.769 | 42.630 | 36.861 | -17.139 | 54.000 | AVERAGE |
| 2 | | 2437.150 | 0.510 | 41.020 | 41.530 | -12.470 | 54.000 | AVERAGE |
| 3 | * | 4875.240 | 7.459 | 38.650 | 46.109 | -7.891 | 54.000 | AVERAGE |

Note:

1. All Readings below 1GHz are Quasi-Peak, above are performed with peak and/or average measurements as necessary.
2. " * ", means this data is the worst emission level.
3. Measurement Level = Reading Level + Correct Factor



| | |
|--|--|
| Engineer : Fred | |
| Site : EMC Lab AC 102 | Time : 2010/08/07 - 18:29 |
| Limit : FCC_15_03M_PK | Margin : 6 |
| EUT : 802.11n Wireless ADSL2+ 4-port Gateway | Probe : BBHA9120D(1-18GHz) - VERTICAL |
| Power : AC 120V/60Hz | Note : Mode 1: Transmit by 802.11b (2437MHz) |



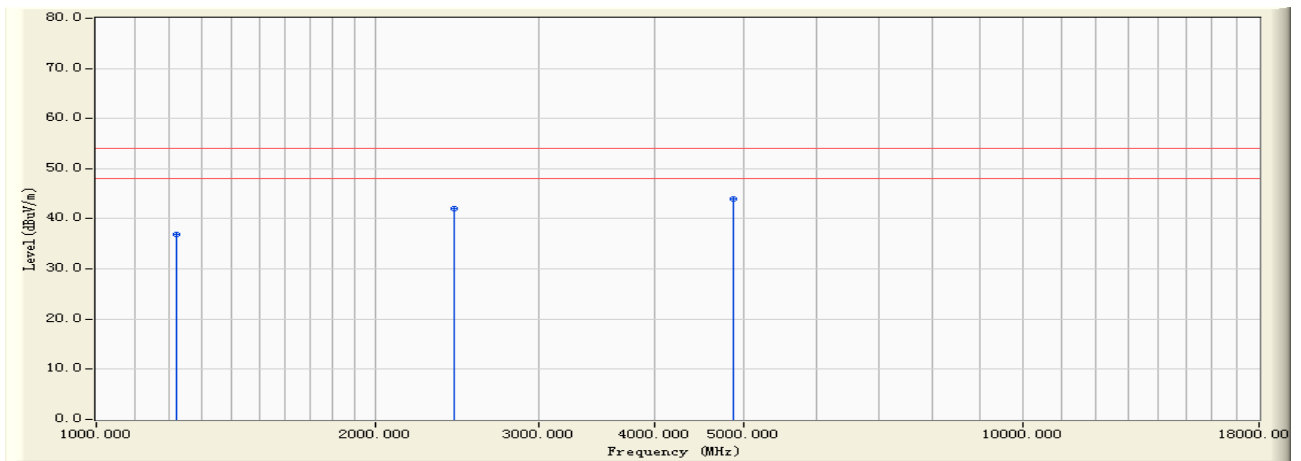
| | | Frequency (MHz) | Correct Factor (dB) | Reading Level (dBuV) | Measure Level (dBuV/m) | Margin (dB) | Limit (dBuV/m) | Detector Type |
|---|---|-----------------|---------------------|----------------------|------------------------|-------------|----------------|---------------|
| 1 | | 1219.340 | -5.759 | 56.350 | 50.591 | -23.409 | 74.000 | PEAK |
| 2 | | 2437.520 | 0.510 | 54.290 | 54.801 | -19.199 | 74.000 | PEAK |
| 3 | * | 4875.160 | 7.459 | 52.690 | 60.149 | -13.851 | 74.000 | PEAK |

Note:

1. All Readings below 1GHz are Quasi-Peak, above are performed with peak and/or average measurements as necessary.
2. " * ", means this data is the worst emission level.
3. Measurement Level = Reading Level + Correct Factor



| | |
|--|--|
| Engineer : Fred | |
| Site : EMC Lab AC 102 | Time : 2010/08/07 - 18:29 |
| Limit : FCC_15_03M_AV | Margin : 6 |
| EUT : 802.11n Wireless ADSL2+ 4-port Gateway | Probe : BBHA9120D(1-18GHz) - VERTICAL |
| Power : AC 120V/60Hz | Note : Mode 1: Transmit by 802.11b (2437MHz) |



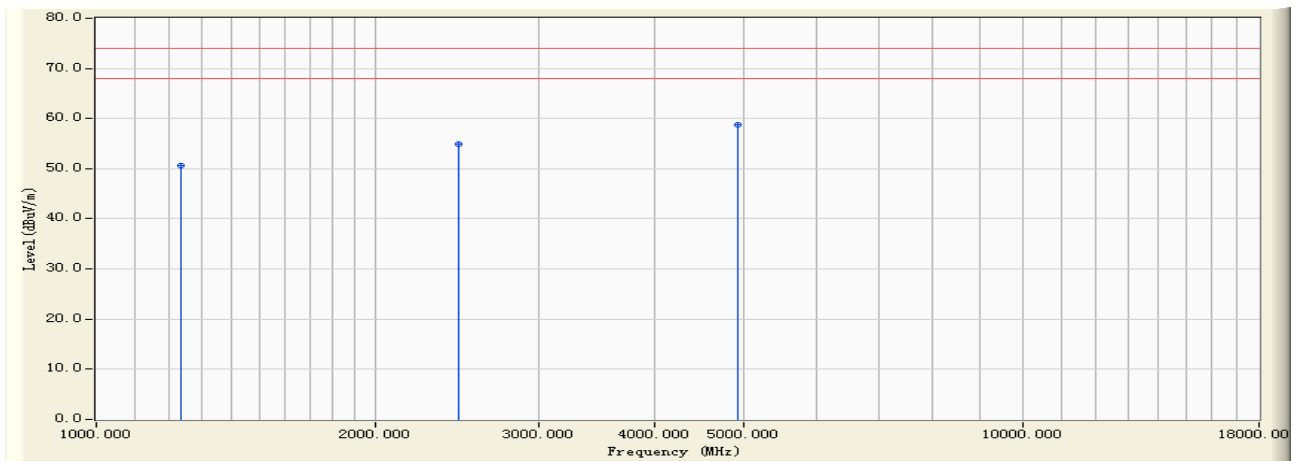
| | | Frequency (MHz) | Correct Factor (dB) | Reading Level (dBuV) | Measure Level (dBuV/m) | Margin (dB) | Limit (dBuV/m) | Detector Type |
|---|---|-----------------|---------------------|----------------------|------------------------|-------------|----------------|---------------|
| 1 | | 1219.340 | -5.759 | 42.630 | 36.871 | -17.129 | 54.000 | AVERAGE |
| 2 | | 2437.520 | 0.510 | 41.580 | 42.091 | -11.909 | 54.000 | AVERAGE |
| 3 | * | 4875.160 | 7.459 | 36.530 | 43.989 | -10.011 | 54.000 | AVERAGE |

Note:

1. All Readings below 1GHz are Quasi-Peak, above are performed with peak and/or average measurements as necessary.
2. " * ", means this data is the worst emission level.
3. Measurement Level = Reading Level + Correct Factor



| | |
|--|--|
| Engineer : Fred | |
| Site : EMC Lab AC 102 | Time : 2010/08/07 - 18:30 |
| Limit : FCC_15_03M_PK | Margin : 6 |
| EUT : 802.11n Wireless ADSL2+ 4-port Gateway | Probe : BBHA9120D(1-18GHz) - HORIZONTAL |
| Power : AC 120V/60Hz | Note : Mode 1: Transmit by 802.11b (2462MHz) |



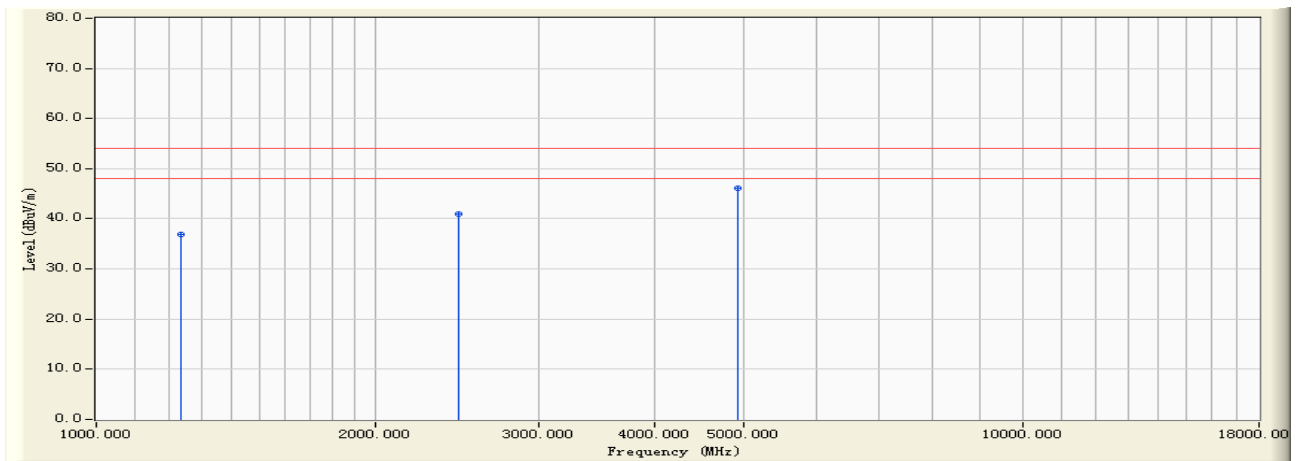
| | | Frequency (MHz) | Correct Factor (dB) | Reading Level (dBuV) | Measure Level (dBuV/m) | Margin (dB) | Limit (dBuV/m) | Detector Type |
|---|---|-----------------|---------------------|----------------------|------------------------|-------------|----------------|---------------|
| 1 | | 1232.630 | -5.612 | 56.320 | 50.708 | -23.292 | 74.000 | PEAK |
| 2 | | 2462.170 | 0.601 | 54.240 | 54.840 | -19.160 | 74.000 | PEAK |
| 3 | * | 4925.360 | 7.567 | 51.240 | 58.807 | -15.193 | 74.000 | PEAK |

Note:

1. All Readings below 1GHz are Quasi-Peak, above are performed with peak and/or average measurements as necessary.
2. " * ", means this data is the worst emission level.
3. Measurement Level = Reading Level + Correct Factor



| | |
|--|--|
| Engineer : Fred | |
| Site : EMC Lab AC 102 | Time : 2010/08/07 - 18:30 |
| Limit : FCC_15_03M_AV | Margin : 6 |
| EUT : 802.11n Wireless ADSL2+ 4-port Gateway | Probe : BBHA9120D(1-18GHz) - HORIZONTAL |
| Power : AC 120V/60Hz | Note : Mode 1: Transmit by 802.11b (2462MHz) |



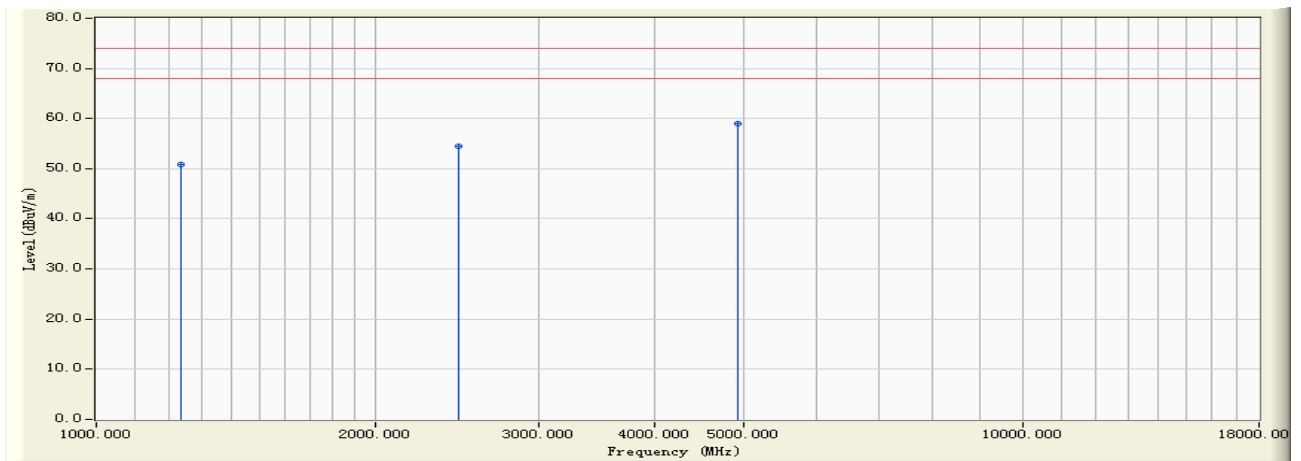
| | | Frequency (MHz) | Correct Factor (dB) | Reading Level (dBuV) | Measure Level (dBuV/m) | Margin (dB) | Limit (dBuV/m) | Detector Type |
|---|---|-----------------|---------------------|----------------------|------------------------|-------------|----------------|---------------|
| 1 | | 1232.630 | -5.612 | 42.510 | 36.898 | -17.102 | 54.000 | AVERAGE |
| 2 | | 2462.170 | 0.601 | 40.290 | 40.890 | -13.110 | 54.000 | AVERAGE |
| 3 | * | 4925.170 | 7.567 | 38.620 | 46.187 | -7.813 | 54.000 | AVERAGE |
| 4 | | 4925.360 | 7.567 | 38.620 | 46.187 | -7.813 | 54.000 | AVERAGE |

Note:

1. All Readings below 1GHz are Quasi-Peak, above are performed with peak and/or average measurements as necessary.
2. " * ", means this data is the worst emission level.
3. Measurement Level = Reading Level + Correct Factor



| | |
|--|--|
| Engineer : Fred | |
| Site : EMC Lab AC 102 | Time : 2010/08/07 - 18:32 |
| Limit : FCC_15_03M_PK | Margin : 6 |
| EUT : 802.11n Wireless ADSL2+ 4-port Gateway | Probe : BBHA9120D(1-18GHz) - VERTICAL |
| Power : AC 120V/60Hz | Note : Mode 1: Transmit by 802.11b (2462MHz) |



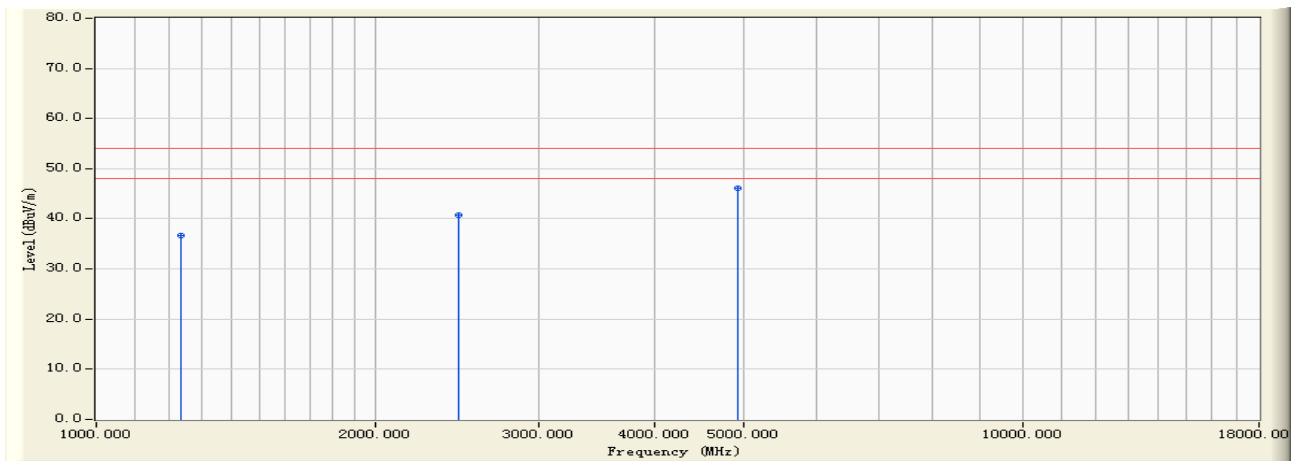
| | | Frequency (MHz) | Correct Factor (dB) | Reading Level (dBuV) | Measure Level (dBuV/m) | Margin (dB) | Limit (dBuV/m) | Detector Type |
|---|---|-----------------|---------------------|----------------------|------------------------|-------------|----------------|---------------|
| 1 | | 1233.540 | -5.601 | 56.350 | 50.749 | -23.251 | 74.000 | PEAK |
| 2 | | 2462.180 | 0.601 | 53.940 | 54.540 | -19.460 | 74.000 | PEAK |
| 3 | * | 4925.670 | 7.569 | 51.470 | 59.038 | -14.962 | 74.000 | PEAK |

Note:

1. All Readings below 1GHz are Quasi-Peak, above are performed with peak and/or average measurements as necessary.
2. " * ", means this data is the worst emission level.
3. Measurement Level = Reading Level + Correct Factor



| | |
|--|--|
| Engineer : Fred | |
| Site : EMC Lab AC 102 | Time : 2010/08/07 - 18:32 |
| Limit : FCC_15_03M_AV | Margin : 6 |
| EUT : 802.11n Wireless ADSL2+ 4-port Gateway | Probe : BBHA9120D(1-18GHz) - VERTICAL |
| Power : AC 120V/60Hz | Note : Mode 1: Transmit by 802.11b (2462MHz) |



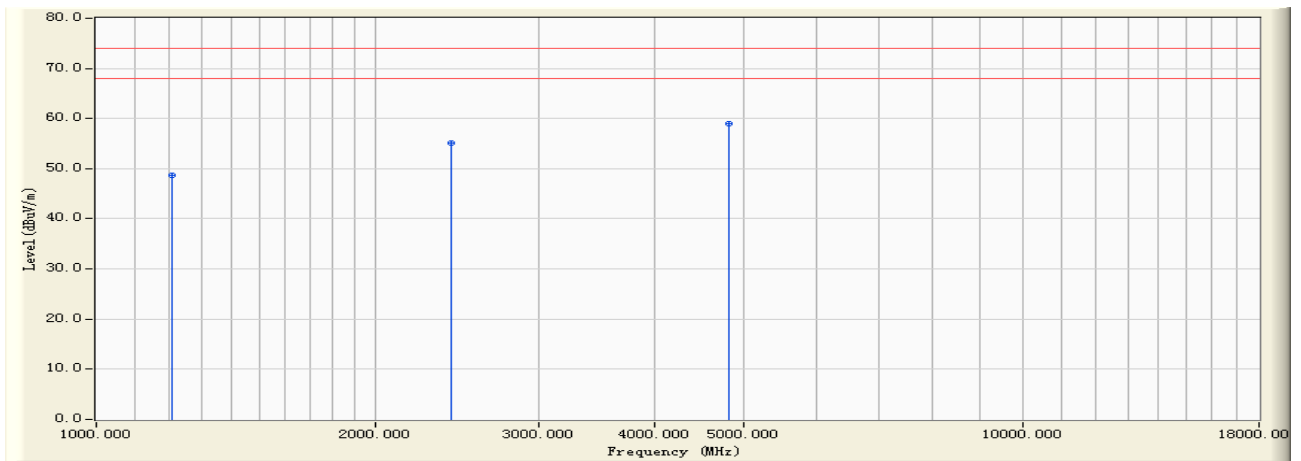
| | | Frequency (MHz) | Correct Factor (dB) | Reading Level (dBuV) | Measure Level (dBuV/m) | Margin (dB) | Limit (dBuV/m) | Detector Type |
|---|---|-----------------|---------------------|----------------------|------------------------|-------------|----------------|---------------|
| 1 | | 1233.540 | -5.601 | 42.350 | 36.749 | -17.251 | 54.000 | AVERAGE |
| 2 | | 2462.180 | 0.601 | 40.160 | 40.760 | -13.240 | 54.000 | AVERAGE |
| 3 | * | 4925.670 | 7.569 | 38.650 | 46.218 | -7.782 | 54.000 | AVERAGE |

Note:

1. All Readings below 1GHz are Quasi-Peak, above are performed with peak and/or average measurements as necessary.
2. " * ", means this data is the worst emission level.
3. Measurement Level = Reading Level + Correct Factor



| | |
|--|--|
| Engineer : Fred | |
| Site : EMC Lab AC 102 | Time : 2010/08/07 - 18:36 |
| Limit : FCC_15_03M_PK | Margin : 6 |
| EUT : 802.11n Wireless ADSL2+ 4-port Gateway | Probe : BBHA9120D(1-18GHz) - HORIZONTAL |
| Power : AC 120V/60Hz | Note : Mode 2: Transmit by 802.11g (2412MHz) |



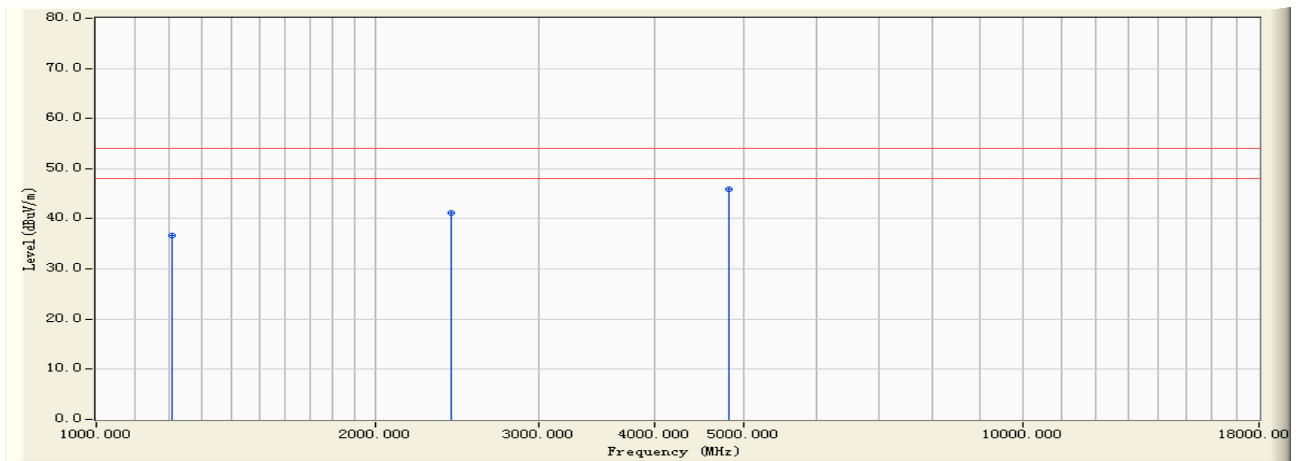
| | | Frequency (MHz) | Correct Factor (dB) | Reading Level (dBuV) | Measure Level (dBuV/m) | Margin (dB) | Limit (dBuV/m) | Detector Type |
|---|---|-----------------|---------------------|----------------------|------------------------|-------------|----------------|---------------|
| 1 | | 1207.650 | -5.881 | 54.520 | 48.639 | -25.361 | 74.000 | PEAK |
| 2 | | 2412.350 | 0.429 | 54.620 | 55.050 | -18.950 | 74.000 | PEAK |
| 3 | * | 4825.670 | 7.352 | 51.680 | 59.031 | -14.969 | 74.000 | PEAK |

Note:

1. All Readings below 1GHz are Quasi-Peak, above are performed with peak and/or average measurements as necessary.
2. " * ", means this data is the worst emission level.
3. Measurement Level = Reading Level + Correct Factor



| | |
|--|--|
| Engineer : Fred | |
| Site : EMC Lab AC 102 | Time : 2010/08/07 - 18:36 |
| Limit : FCC_15_03M_AV | Margin : 6 |
| EUT : 802.11n Wireless ADSL2+ 4-port Gateway | Probe : BBHA9120D(1-18GHz) - HORIZONTAL |
| Power : AC 120V/60Hz | Note : Mode 2: Transmit by 802.11g (2412MHz) |



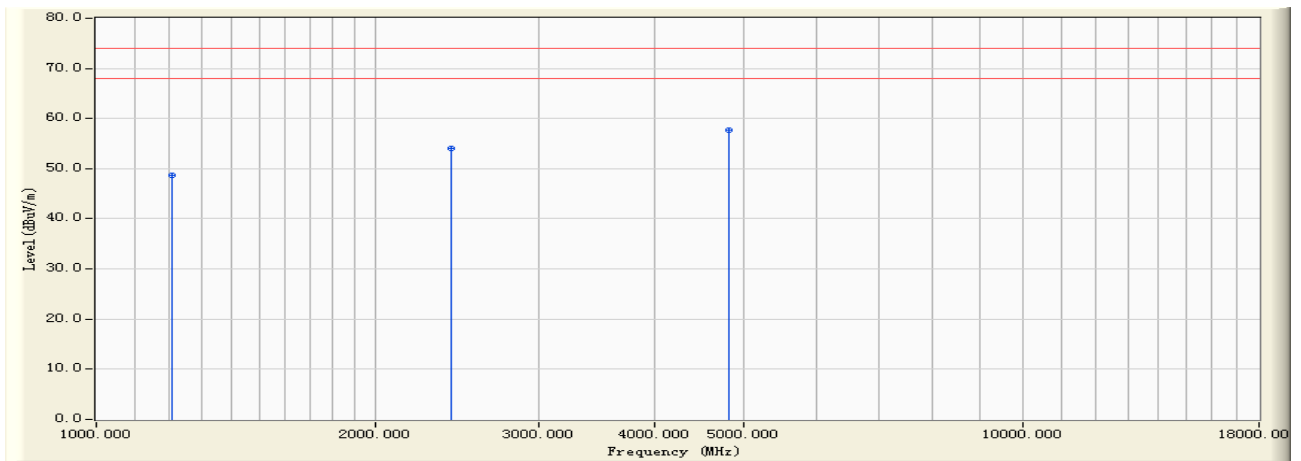
| | | Frequency (MHz) | Correct Factor (dB) | Reading Level (dBuV) | Measure Level (dBuV/m) | Margin (dB) | Limit (dBuV/m) | Detector Type |
|---|---|-----------------|---------------------|----------------------|------------------------|-------------|----------------|---------------|
| 1 | | 1207.650 | -5.881 | 42.510 | 36.629 | -17.371 | 54.000 | AVERAGE |
| 2 | | 2412.350 | 0.429 | 40.690 | 41.120 | -12.880 | 54.000 | AVERAGE |
| 3 | * | 4825.670 | 7.352 | 38.620 | 45.971 | -8.029 | 54.000 | AVERAGE |

Note:

1. All Readings below 1GHz are Quasi-Peak, above are performed with peak and/or average measurements as necessary.
2. " * ", means this data is the worst emission level.
3. Measurement Level = Reading Level + Correct Factor



| | |
|--|--|
| Engineer : Fred | |
| Site : EMC Lab AC 102 | Time : 2010/08/07 - 18:37 |
| Limit : FCC_15_03M_PK | Margin : 6 |
| EUT : 802.11n Wireless ADSL2+ 4-port Gateway | Probe : BBHA9120D(1-18GHz) - VERTICAL |
| Power : AC 120V/60Hz | Note : Mode 2: Transmit by 802.11g (2412MHz) |



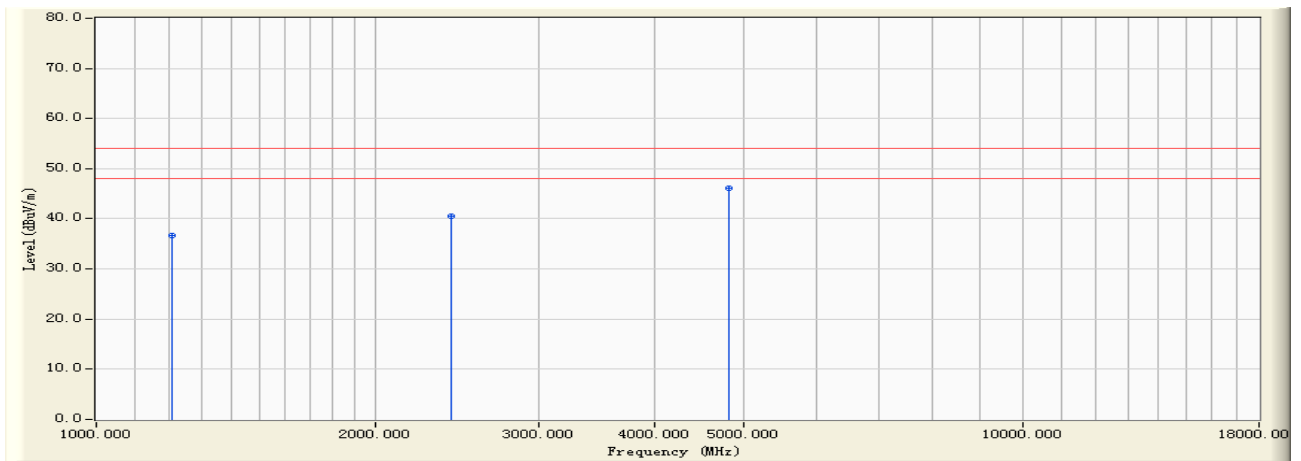
| | | Frequency (MHz) | Correct Factor (dB) | Reading Level (dBuV) | Measure Level (dBuV/m) | Margin (dB) | Limit (dBuV/m) | Detector Type |
|---|---|-----------------|---------------------|----------------------|------------------------|-------------|----------------|---------------|
| 1 | | 1207.630 | -5.882 | 54.630 | 48.749 | -25.251 | 74.000 | PEAK |
| 2 | | 2412.350 | 0.429 | 53.680 | 54.110 | -19.890 | 74.000 | PEAK |
| 3 | * | 4825.610 | 7.351 | 50.290 | 57.641 | -16.359 | 74.000 | PEAK |

Note:

1. All Readings below 1GHz are Quasi-Peak, above are performed with peak and/or average measurements as necessary.
2. " * ", means this data is the worst emission level.
3. Measurement Level = Reading Level + Correct Factor



| | |
|--|--|
| Engineer : Fred | |
| Site : EMC Lab AC 102 | Time : 2010/08/07 - 18:37 |
| Limit : FCC_15_03M_AV | Margin : 6 |
| EUT : 802.11n Wireless ADSL2+ 4-port Gateway | Probe : BBHA9120D(1-18GHz) - VERTICAL |
| Power : AC 120V/60Hz | Note : Mode 2: Transmit by 802.11g (2412MHz) |



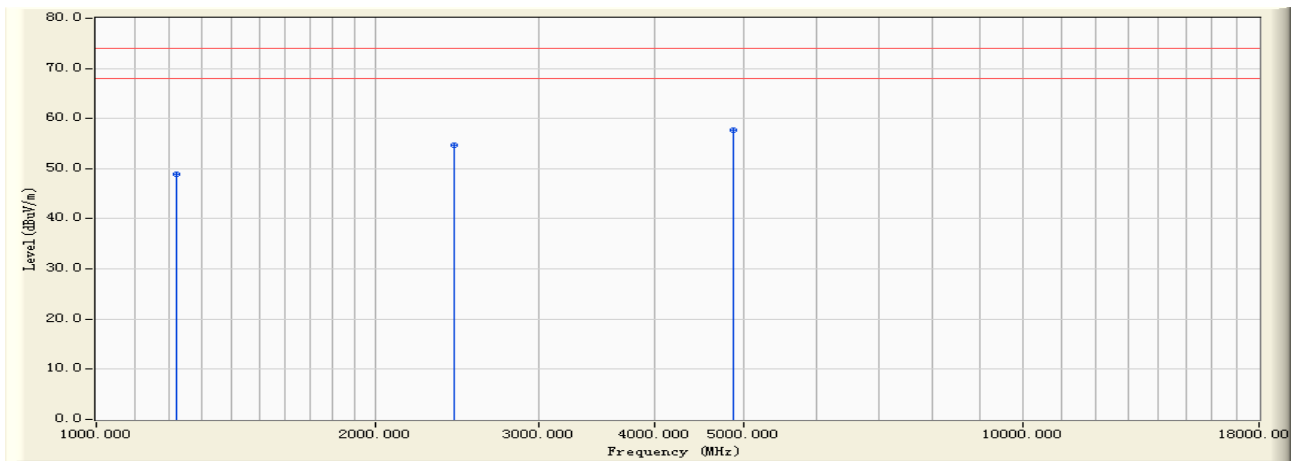
| | | Frequency (MHz) | Correct Factor (dB) | Reading Level (dBuV) | Measure Level (dBuV/m) | Margin (dB) | Limit (dBuV/m) | Detector Type |
|---|---|-----------------|---------------------|----------------------|------------------------|-------------|----------------|---------------|
| 1 | | 1207.630 | -5.882 | 42.650 | 36.769 | -17.231 | 54.000 | AVERAGE |
| 2 | | 2412.350 | 0.429 | 40.190 | 40.620 | -13.380 | 54.000 | AVERAGE |
| 3 | * | 4825.610 | 7.351 | 38.670 | 46.021 | -7.979 | 54.000 | AVERAGE |

Note:

1. All Readings below 1GHz are Quasi-Peak, above are performed with peak and/or average measurements as necessary.
2. " * ", means this data is the worst emission level.
3. Measurement Level = Reading Level + Correct Factor



| | |
|--|--|
| Engineer : Fred | |
| Site : EMC Lab AC 102 | Time : 2010/08/07 - 18:40 |
| Limit : FCC_15_03M_PK | Margin : 6 |
| EUT : 802.11n Wireless ADSL2+ 4-port Gateway | Probe : BBHA9120D(1-18GHz) - HORIZONTAL |
| Power : AC 120V/60Hz | Note : Mode 2: Transmit by 802.11g (2437MHz) |



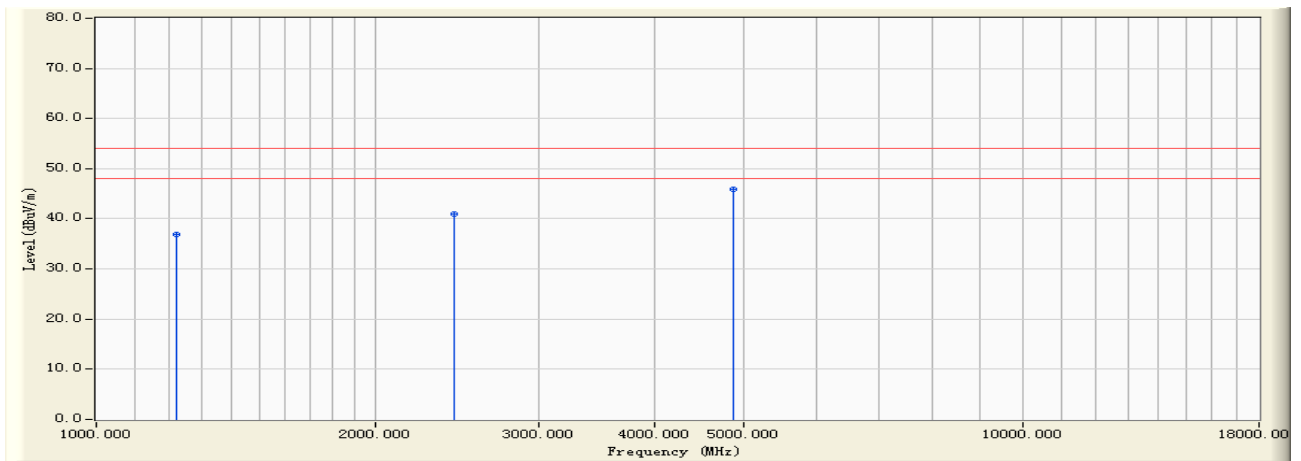
| | | Frequency (MHz) | Correct Factor (dB) | Reading Level (dBuV) | Measure Level (dBuV/m) | Margin (dB) | Limit (dBuV/m) | Detector Type |
|---|---|-----------------|---------------------|----------------------|------------------------|-------------|----------------|---------------|
| 1 | | 1218.360 | -5.769 | 54.680 | 48.911 | -25.089 | 74.000 | PEAK |
| 2 | | 2437.850 | 0.511 | 54.250 | 54.762 | -19.238 | 74.000 | PEAK |
| 3 | * | 4875.210 | 7.459 | 50.290 | 57.749 | -16.251 | 74.000 | PEAK |

Note:

1. All Readings below 1GHz are Quasi-Peak, above are performed with peak and/or average measurements as necessary.
2. " * ", means this data is the worst emission level.
3. Measurement Level = Reading Level + Correct Factor



| | |
|--|--|
| Engineer : Fred | |
| Site : EMC Lab AC 102 | Time : 2010/08/07 - 18:40 |
| Limit : FCC_15_03M_AV | Margin : 6 |
| EUT : 802.11n Wireless ADSL2+ 4-port Gateway | Probe : BBHA9120D(1-18GHz) - HORIZONTAL |
| Power : AC 120V/60Hz | Note : Mode 2: Transmit by 802.11g (2437MHz) |



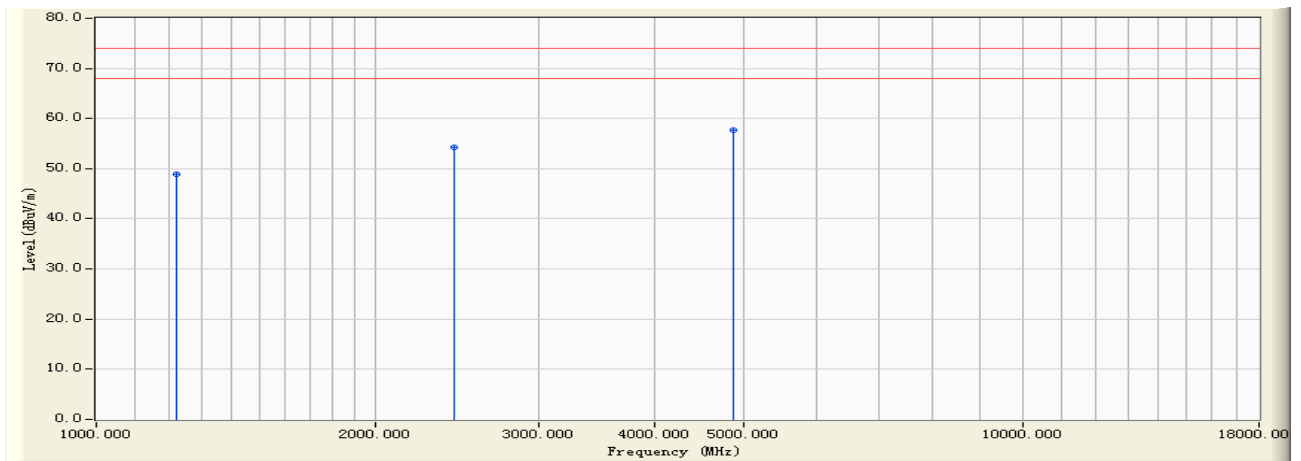
| | | Frequency (MHz) | Correct Factor (dB) | Reading Level (dBuV) | Measure Level (dBuV/m) | Margin (dB) | Limit (dBuV/m) | Detector Type |
|---|---|-----------------|---------------------|----------------------|------------------------|-------------|----------------|---------------|
| 1 | | 1218.360 | -5.769 | 42.580 | 36.811 | -17.189 | 54.000 | AVERAGE |
| 2 | | 2437.850 | 0.511 | 40.510 | 41.022 | -12.978 | 54.000 | AVERAGE |
| 3 | * | 4875.210 | 7.459 | 38.520 | 45.979 | -8.021 | 54.000 | AVERAGE |

Note:

1. All Readings below 1GHz are Quasi-Peak, above are performed with peak and/or average measurements as necessary.
2. " * ", means this data is the worst emission level.
3. Measurement Level = Reading Level + Correct Factor



| | |
|--|--|
| Engineer : Fred | |
| Site : EMC Lab AC 102 | Time : 2010/08/07 - 18:41 |
| Limit : FCC_15_03M_PK | Margin : 6 |
| EUT : 802.11n Wireless ADSL2+ 4-port Gateway | Probe : BBHA9120D(1-18GHz) - VERTICAL |
| Power : AC 120V/60Hz | Note : Mode 2: Transmit by 802.11g (2437MHz) |



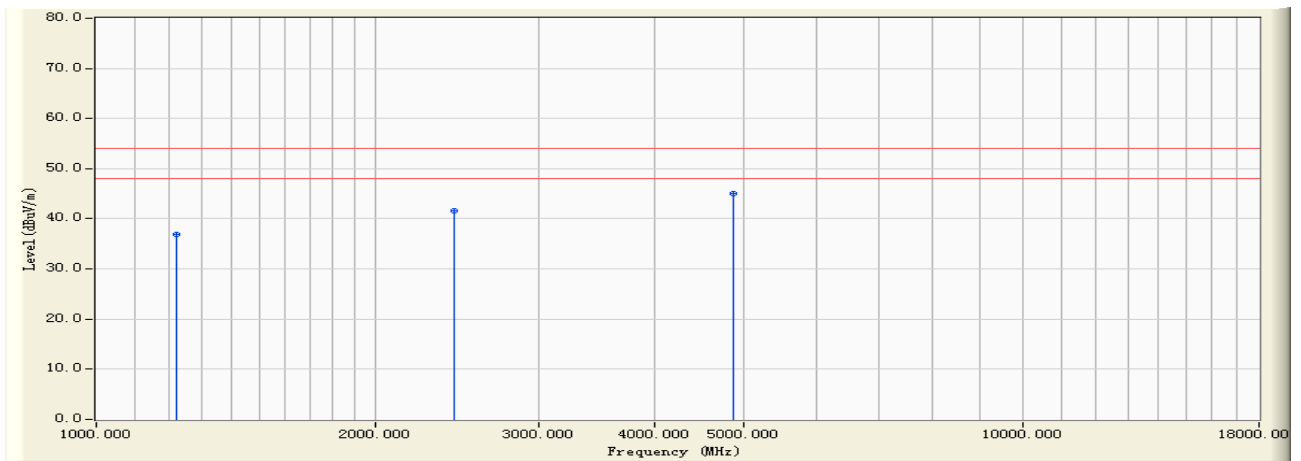
| | | Frequency (MHz) | Correct Factor (dB) | Reading Level (dBuV) | Measure Level (dBuV/m) | Margin (dB) | Limit (dBuV/m) | Detector Type |
|---|---|-----------------|---------------------|----------------------|------------------------|-------------|----------------|---------------|
| 1 | | 1218.390 | -5.769 | 54.620 | 48.852 | -25.148 | 74.000 | PEAK |
| 2 | | 2437.140 | 0.510 | 53.680 | 54.190 | -19.810 | 74.000 | PEAK |
| 3 | * | 4875.420 | 7.459 | 50.230 | 57.690 | -16.310 | 74.000 | PEAK |

Note:

1. All Readings below 1GHz are Quasi-Peak, above are performed with peak and/or average measurements as necessary.
2. " * ", means this data is the worst emission level.
3. Measurement Level = Reading Level + Correct Factor



| | |
|--|--|
| Engineer : Fred | |
| Site : EMC Lab AC 102 | Time : 2010/08/07 - 18:41 |
| Limit : FCC_15_03M_AV | Margin : 6 |
| EUT : 802.11n Wireless ADSL2+ 4-port Gateway | Probe : BBHA9120D(1-18GHz) - VERTICAL |
| Power : AC 120V/60Hz | Note : Mode 2: Transmit by 802.11g (2437MHz) |



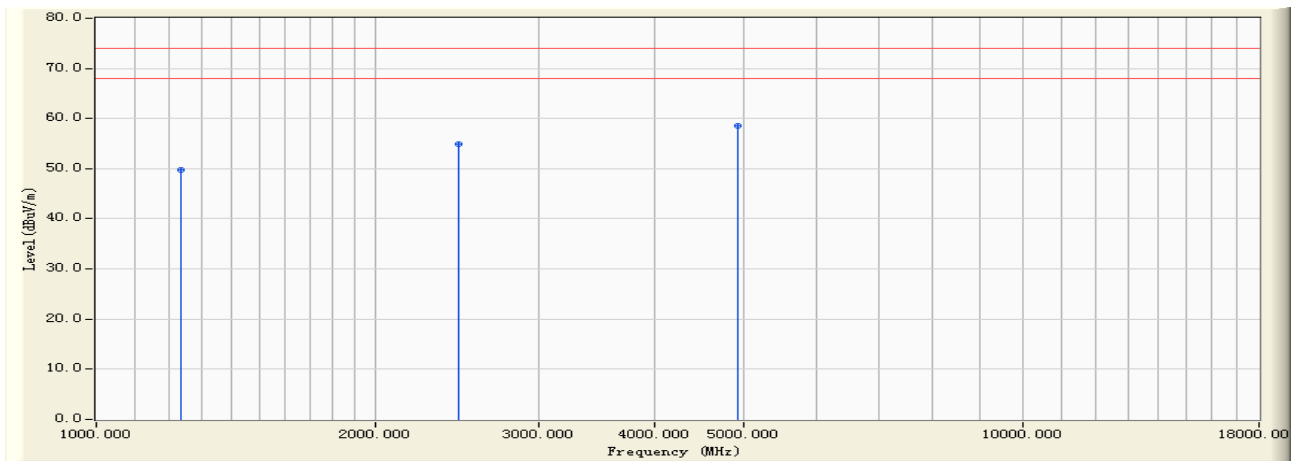
| | | Frequency (MHz) | Correct Factor (dB) | Reading Level (dBuV) | Measure Level (dBuV/m) | Margin (dB) | Limit (dBuV/m) | Detector Type |
|---|---|-----------------|---------------------|----------------------|------------------------|-------------|----------------|---------------|
| 1 | | 1218.390 | -5.769 | 42.630 | 36.862 | -17.138 | 54.000 | AVERAGE |
| 2 | | 2437.140 | 0.510 | 41.060 | 41.570 | -12.430 | 54.000 | AVERAGE |
| 3 | * | 4875.420 | 7.459 | 37.620 | 45.080 | -8.920 | 54.000 | AVERAGE |

Note:

1. All Readings below 1GHz are Quasi-Peak, above are performed with peak and/or average measurements as necessary.
2. " * ", means this data is the worst emission level.
3. Measurement Level = Reading Level + Correct Factor



| | |
|--|--|
| Engineer : Fred | |
| Site : EMC Lab AC 102 | Time : 2010/08/07 - 18:42 |
| Limit : FCC_15_03M_PK | Margin : 6 |
| EUT : 802.11n Wireless ADSL2+ 4-port Gateway | Probe : BBHA9120D(1-18GHz) - HORIZONTAL |
| Power : AC 120V/60Hz | Note : Mode 2: Transmit by 802.11g (2462MHz) |



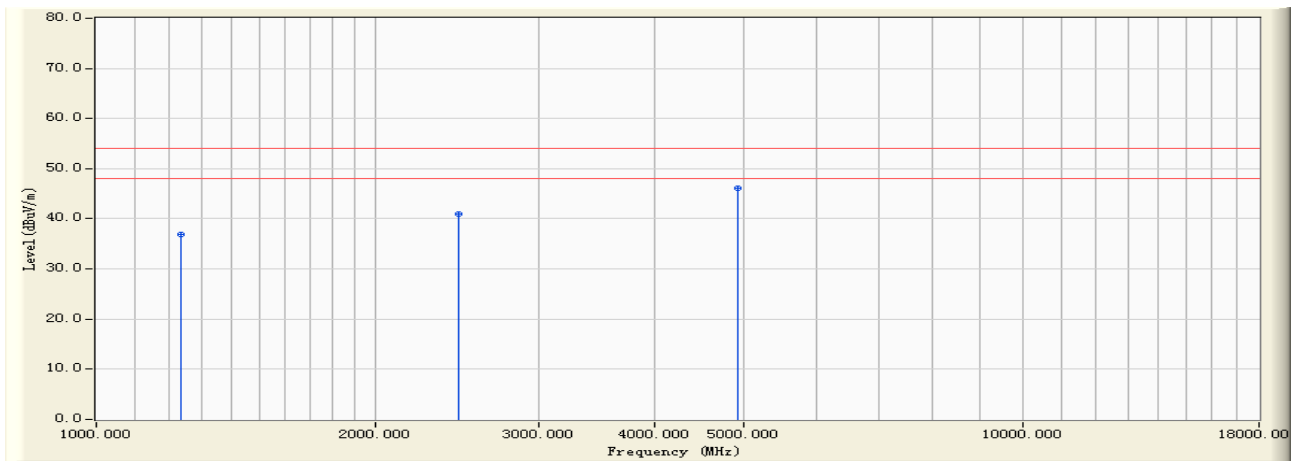
| | | Frequency (MHz) | Correct Factor (dB) | Reading Level (dBuV) | Measure Level (dBuV/m) | Margin (dB) | Limit (dBuV/m) | Detector Type |
|---|---|-----------------|---------------------|----------------------|------------------------|-------------|----------------|---------------|
| 1 | | 1233.470 | -5.602 | 55.390 | 49.788 | -24.212 | 74.000 | PEAK |
| 2 | | 2462.350 | 0.601 | 54.260 | 54.861 | -19.139 | 74.000 | PEAK |
| 3 | * | 4925.670 | 7.569 | 51.020 | 58.588 | -15.412 | 74.000 | PEAK |

Note:

1. All Readings below 1GHz are Quasi-Peak, above are performed with peak and/or average measurements as necessary.
2. " * ", means this data is the worst emission level.
3. Measurement Level = Reading Level + Correct Factor



| | |
|--|--|
| Engineer : Fred | |
| Site : EMC Lab AC 102 | Time : 2010/08/07 - 18:42 |
| Limit : FCC_15_03M_AV | Margin : 6 |
| EUT : 802.11n Wireless ADSL2+ 4-port Gateway | Probe : BBHA9120D(1-18GHz) - HORIZONTAL |
| Power : AC 120V/60Hz | Note : Mode 2: Transmit by 802.11g (2462MHz) |



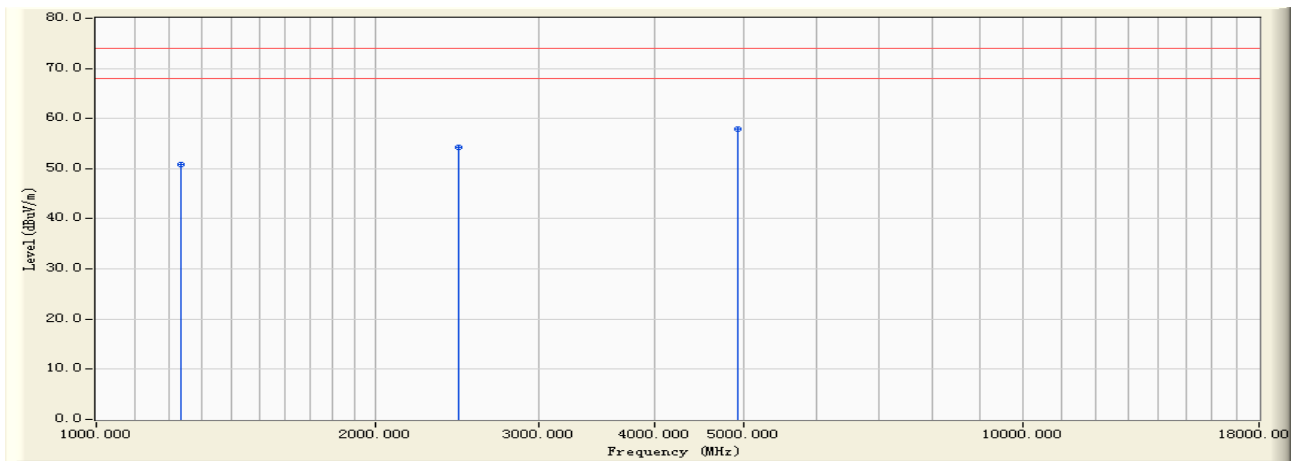
| | | Frequency (MHz) | Correct Factor (dB) | Reading Level (dBuV) | Measure Level (dBuV/m) | Margin (dB) | Limit (dBuV/m) | Detector Type |
|---|---|-----------------|---------------------|----------------------|------------------------|-------------|----------------|---------------|
| 1 | | 1233.470 | -5.602 | 42.560 | 36.958 | -17.042 | 54.000 | AVERAGE |
| 2 | | 2462.350 | 0.601 | 40.360 | 40.961 | -13.039 | 54.000 | AVERAGE |
| 3 | * | 4925.670 | 7.569 | 38.520 | 46.088 | -7.912 | 54.000 | AVERAGE |

Note:

1. All Readings below 1GHz are Quasi-Peak, above are performed with peak and/or average measurements as necessary.
2. " * ", means this data is the worst emission level.
3. Measurement Level = Reading Level + Correct Factor



| | |
|--|--|
| Engineer : Fred | |
| Site : EMC Lab AC 102 | Time : 2010/08/07 - 18:43 |
| Limit : FCC_15_03M_PK | Margin : 6 |
| EUT : 802.11n Wireless ADSL2+ 4-port Gateway | Probe : BBHA9120D(1-18GHz) - VERTICAL |
| Power : AC 120V/60Hz | Note : Mode 2: Transmit by 802.11g (2462MHz) |



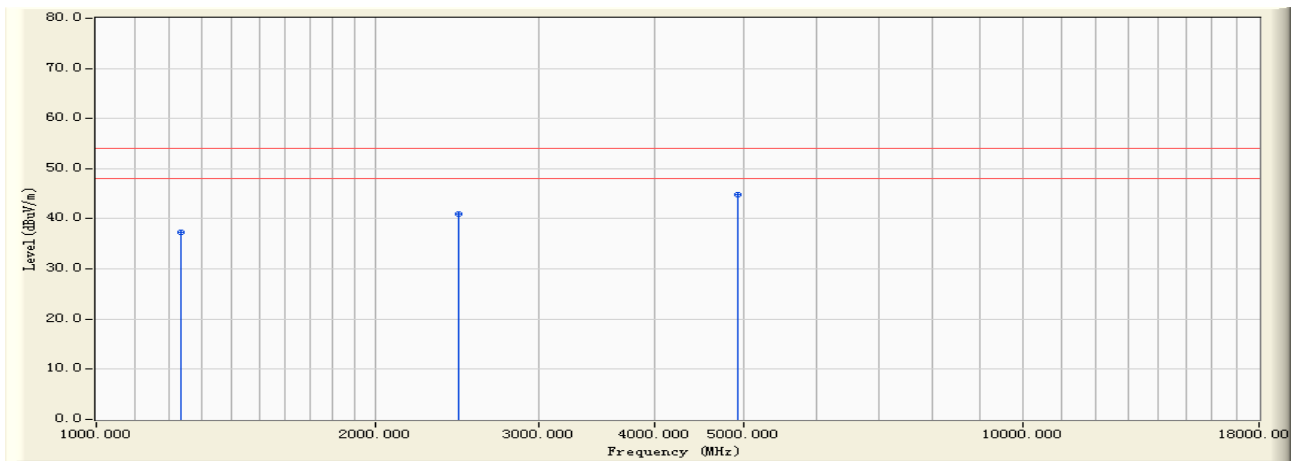
| | | Frequency (MHz) | Correct Factor (dB) | Reading Level (dBuV) | Measure Level (dBuV/m) | Margin (dB) | Limit (dBuV/m) | Detector Type |
|---|---|-----------------|---------------------|----------------------|------------------------|-------------|----------------|---------------|
| 1 | | 1233.540 | -5.601 | 56.530 | 50.929 | -23.071 | 74.000 | PEAK |
| 2 | | 2462.320 | 0.601 | 53.680 | 54.281 | -19.719 | 74.000 | PEAK |
| 3 | * | 4925.370 | 7.567 | 50.240 | 57.807 | -16.193 | 74.000 | PEAK |

Note:

1. All Readings below 1GHz are Quasi-Peak, above are performed with peak and/or average measurements as necessary.
2. " * ", means this data is the worst emission level.
3. Measurement Level = Reading Level + Correct Factor



| | |
|--|--|
| Engineer : Fred | |
| Site : EMC Lab AC 102 | Time : 2010/08/07 - 18:43 |
| Limit : FCC_15_03M_AV | Margin : 6 |
| EUT : 802.11n Wireless ADSL2+ 4-port Gateway | Probe : BBHA9120D(1-18GHz) - VERTICAL |
| Power : AC 120V/60Hz | Note : Mode 2: Transmit by 802.11g (2462MHz) |



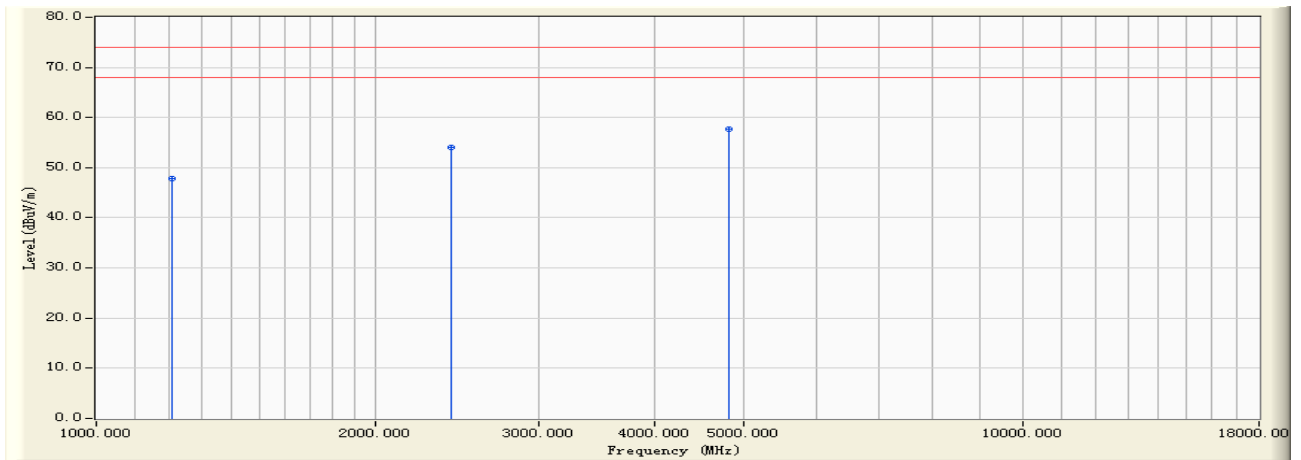
| | | Frequency (MHz) | Correct Factor (dB) | Reading Level (dBuV) | Measure Level (dBuV/m) | Margin (dB) | Limit (dBuV/m) | Detector Type |
|---|---|-----------------|---------------------|----------------------|------------------------|-------------|----------------|---------------|
| 1 | | 1233.540 | -5.601 | 42.850 | 37.249 | -16.751 | 54.000 | AVERAGE |
| 2 | | 2462.320 | 0.601 | 40.260 | 40.861 | -13.139 | 54.000 | AVERAGE |
| 3 | * | 4925.370 | 7.567 | 37.260 | 44.827 | -9.173 | 54.000 | AVERAGE |

Note:

1. All Readings below 1GHz are Quasi-Peak, above are performed with peak and/or average measurements as necessary.
2. " * ", means this data is the worst emission level.
3. Measurement Level = Reading Level + Correct Factor



| | |
|--|---|
| Engineer : Fred | |
| Site : EMC Lab AC 102 | Time : 2010/08/07 - 18:49 |
| Limit : FCC_15_03M_PK | Margin : 6 |
| EUT : 802.11n Wireless ADSL2+ 4-port Gateway | Probe : BBHA9120D(1-18GHz) - HORIZONTAL |
| Power : AC 120V/60Hz | Note : Mode 3: Transmit by 802.11n (20MHz) (2412MHz) |



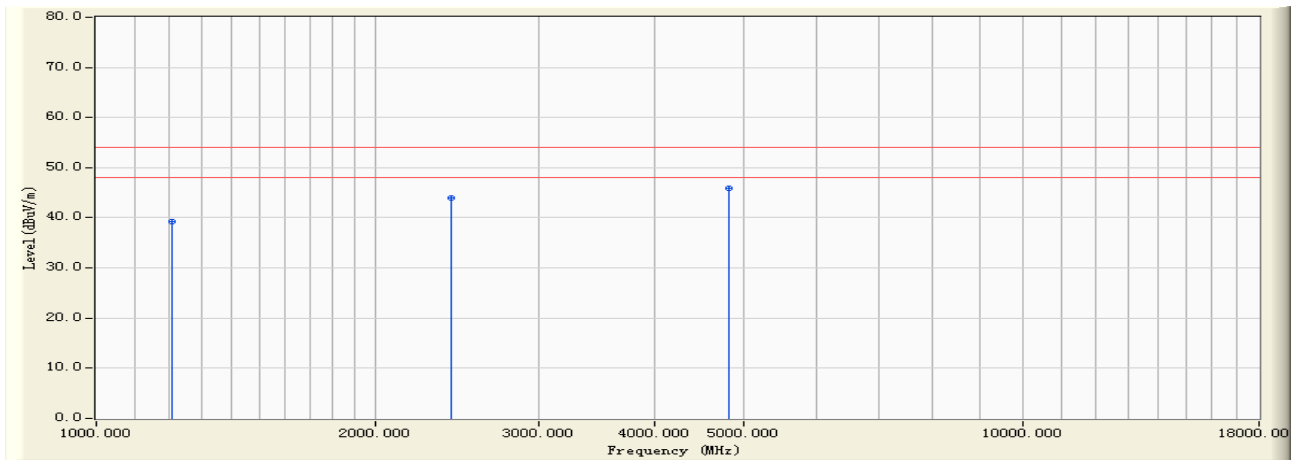
| | | Frequency (MHz) | Correct Factor (dB) | Reading Level (dBuV) | Measure Level (dBuV/m) | Margin (dB) | Limit (dBuV/m) | Detector Type |
|---|---|-----------------|---------------------|----------------------|------------------------|-------------|----------------|---------------|
| 1 | | 1207.630 | -5.882 | 53.680 | 47.799 | -26.201 | 74.000 | PEAK |
| 2 | | 2412.060 | 0.428 | 53.680 | 54.109 | -19.891 | 74.000 | PEAK |
| 3 | * | 4824.260 | 7.348 | 50.260 | 57.608 | -16.392 | 74.000 | PEAK |

Note:

1. All Readings below 1GHz are Quasi-Peak, above are performed with peak and/or average measurements as necessary.
2. " * ", means this data is the worst emission level.
3. Measurement Level = Reading Level + Correct Factor



| | |
|--|---|
| Engineer : Fred | |
| Site : EMC Lab AC 102 | Time : 2010/08/07 - 18:49 |
| Limit : FCC_15_03M_AV | Margin : 6 |
| EUT : 802.11n Wireless ADSL2+ 4-port Gateway | Probe : BBHA9120D(1-18GHz) - HORIZONTAL |
| Power : AC 120V/60Hz | Note : Mode 3: Transmit by 802.11n (20MHz) (2412MHz) |



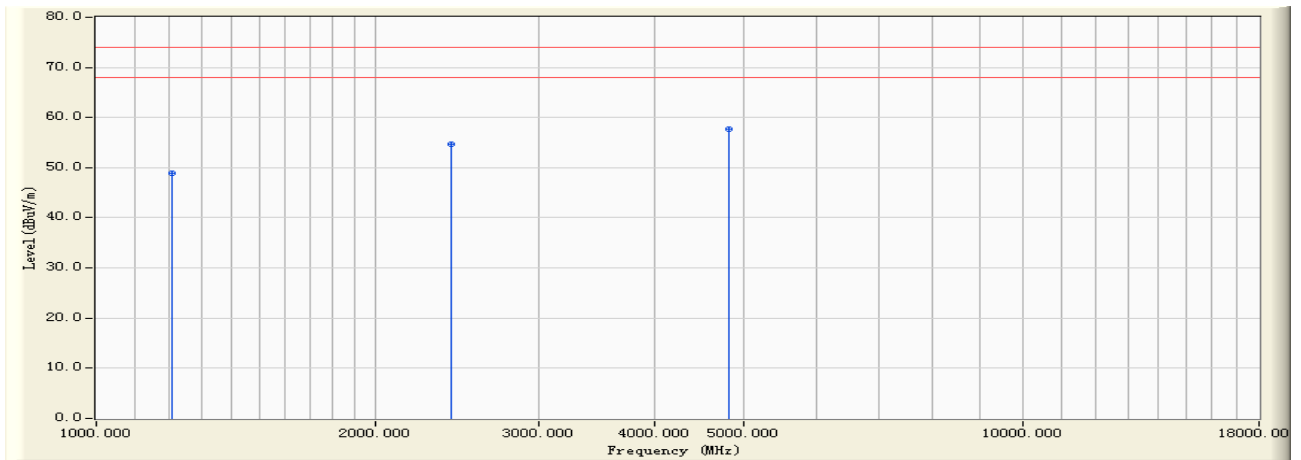
| | | Frequency (MHz) | Correct Factor (dB) | Reading Level (dBuV) | Measure Level (dBuV/m) | Margin (dB) | Limit (dBuV/m) | Detector Type |
|---|---|-----------------|---------------------|----------------------|------------------------|-------------|----------------|---------------|
| 1 | | 1207.630 | -5.882 | 45.230 | 39.349 | -14.651 | 54.000 | AVERAGE |
| 2 | | 2412.060 | 0.428 | 43.560 | 43.989 | -10.011 | 54.000 | AVERAGE |
| 3 | * | 4824.260 | 7.348 | 38.620 | 45.968 | -8.032 | 54.000 | AVERAGE |

Note:

1. All Readings below 1GHz are Quasi-Peak, above are performed with peak and/or average measurements as necessary.
2. " * ", means this data is the worst emission level.
3. Measurement Level = Reading Level + Correct Factor



| | |
|--|---|
| Engineer : Fred | |
| Site : EMC Lab AC 102 | Time : 2010/08/07 - 18:51 |
| Limit : FCC_15_03M_PK | Margin : 6 |
| EUT : 802.11n Wireless ADSL2+ 4-port Gateway | Probe : BBHA9120D(1-18GHz) - VERTICAL |
| Power : AC 120V/60Hz | Note : Mode 3: Transmit by 802.11n (20MHz) (2412MHz) |



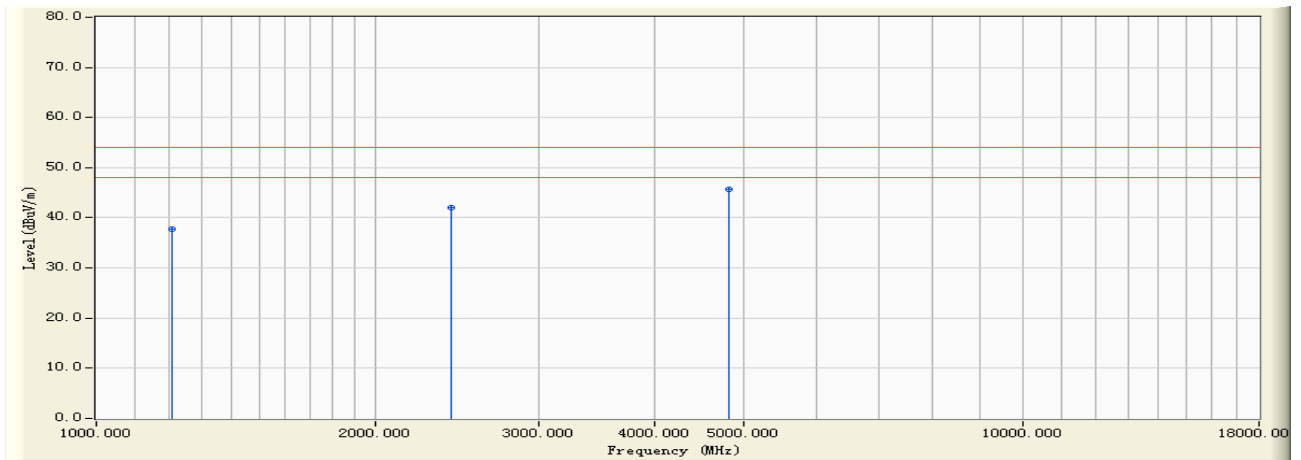
| | | Frequency (MHz) | Correct Factor (dB) | Reading Level (dBuV) | Measure Level (dBuV/m) | Margin (dB) | Limit (dBuV/m) | Detector Type |
|---|---|-----------------|---------------------|----------------------|------------------------|-------------|----------------|---------------|
| 1 | | 1208.350 | -5.874 | 54.830 | 48.957 | -25.043 | 74.000 | PEAK |
| 2 | | 2412.350 | 0.429 | 54.250 | 54.680 | -19.320 | 74.000 | PEAK |
| 3 | * | 4824.520 | 7.349 | 50.260 | 57.609 | -16.391 | 74.000 | PEAK |

Note:

1. All Readings below 1GHz are Quasi-Peak, above are performed with peak and/or average measurements as necessary.
2. " * ", means this data is the worst emission level.
3. Measurement Level = Reading Level + Correct Factor



| | |
|--|---|
| Engineer : Fred | |
| Site : EMC Lab AC 102 | Time : 2010/08/07 - 18:51 |
| Limit : FCC_15_03M_AV | Margin : 6 |
| EUT : 802.11n Wireless ADSL2+ 4-port Gateway | Probe : BBHA9120D(1-18GHz) - VERTICAL |
| Power : AC 120V/60Hz | Note : Mode 3: Transmit by 802.11n (20MHz) (2412MHz) |



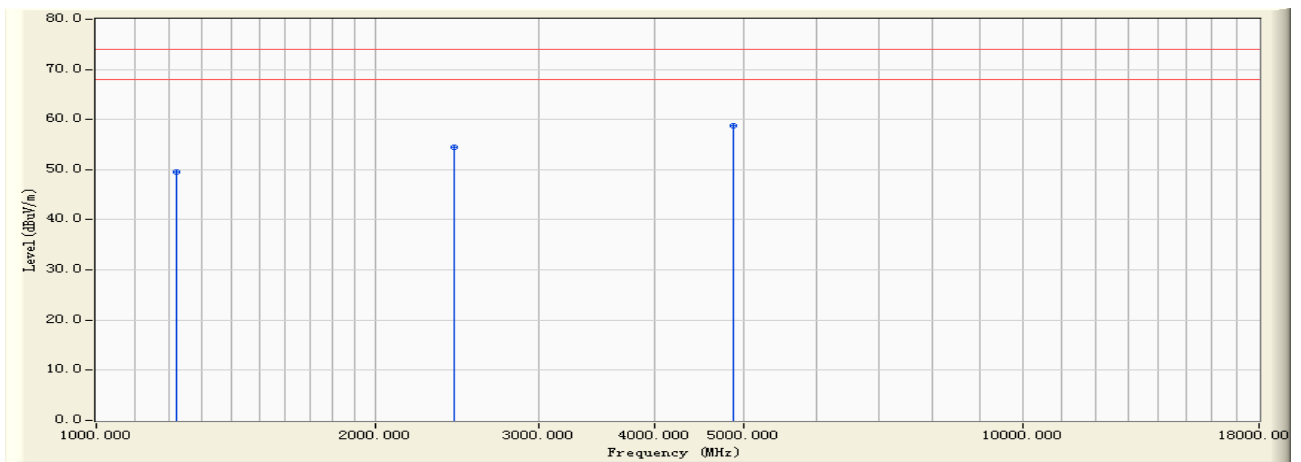
| | | Frequency (MHz) | Correct Factor (dB) | Reading Level (dBuV) | Measure Level (dBuV/m) | Margin (dB) | Limit (dBuV/m) | Detector Type |
|---|---|-----------------|---------------------|----------------------|------------------------|-------------|----------------|---------------|
| 1 | | 1208.350 | -5.874 | 43.520 | 37.647 | -16.353 | 54.000 | AVERAGE |
| 2 | | 2412.350 | 0.429 | 41.620 | 42.050 | -11.950 | 54.000 | AVERAGE |
| 3 | * | 4824.520 | 7.349 | 38.410 | 45.759 | -8.241 | 54.000 | AVERAGE |

Note:

1. All Readings below 1GHz are Quasi-Peak, above are performed with peak and/or average measurements as necessary.
2. " * ", means this data is the worst emission level.
3. Measurement Level = Reading Level + Correct Factor



| | |
|--|---|
| Engineer : Fred | |
| Site : EMC Lab AC 102 | Time : 2010/08/07 - 18:53 |
| Limit : FCC_15_03M_PK | Margin : 6 |
| EUT : 802.11n Wireless ADSL2+ 4-port Gateway | Probe : BBHA9120D(1-18GHz) - HORIZONTAL |
| Power : AC 120V/60Hz | Note : Mode 3: Transmit by 802.11n (20MHz) (2437MHz) |



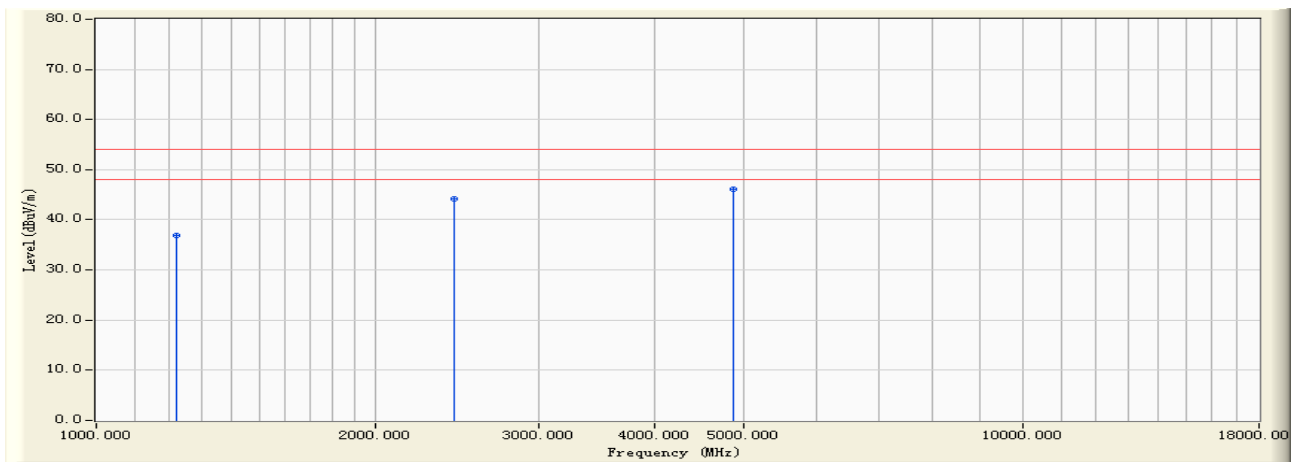
| | | Frequency (MHz) | Correct Factor (dB) | Reading Level (dBUV) | Measure Level (dBUV/m) | Margin (dB) | Limit (dBUV/m) | Detector Type |
|---|---|-----------------|---------------------|----------------------|------------------------|-------------|----------------|---------------|
| 1 | | 1218.630 | -5.766 | 55.370 | 49.604 | -24.396 | 74.000 | PEAK |
| 2 | | 2437.140 | 0.510 | 53.870 | 54.380 | -19.620 | 74.000 | PEAK |
| 3 | * | 4875.160 | 7.459 | 51.280 | 58.739 | -15.261 | 74.000 | PEAK |

Note:

1. All Readings below 1GHz are Quasi-Peak, above are performed with peak and/or average measurements as necessary.
2. " * ", means this data is the worst emission level.
3. Measurement Level = Reading Level + Correct Factor



| | |
|--|---|
| Engineer : Fred | |
| Site : EMC Lab AC 102 | Time : 2010/08/07 - 18:53 |
| Limit : FCC_15_03M_AV | Margin : 6 |
| EUT : 802.11n Wireless ADSL2+ 4-port Gateway | Probe : BBHA9120D(1-18GHz) - HORIZONTAL |
| Power : AC 120V/60Hz | Note : Mode 3: Transmit by 802.11n (20MHz) (2437MHz) |



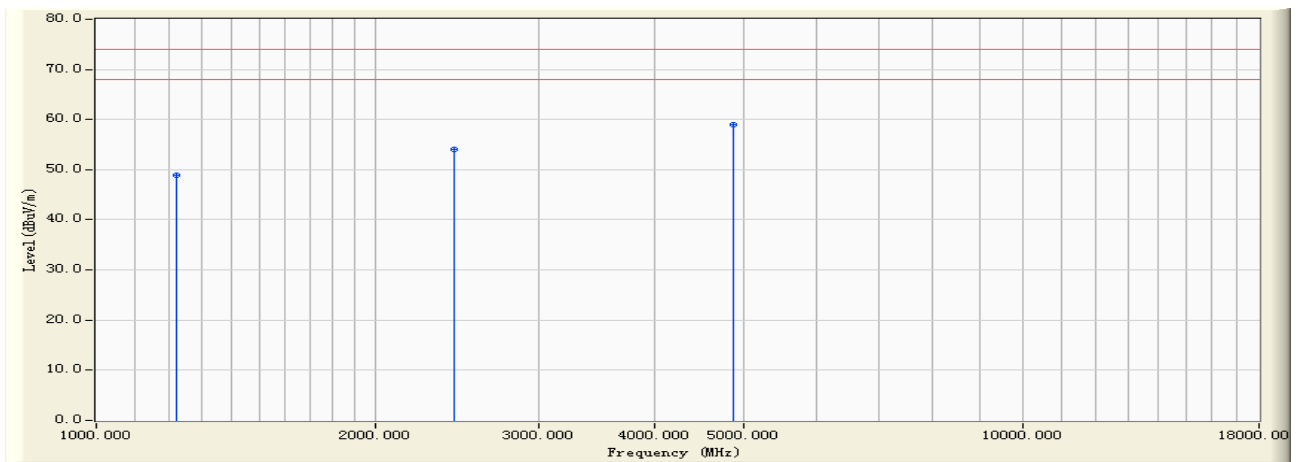
| | | Frequency (MHz) | Correct Factor (dB) | Reading Level (dBuV) | Measure Level (dBuV/m) | Margin (dB) | Limit (dBuV/m) | Detector Type |
|---|---|-----------------|---------------------|----------------------|------------------------|-------------|----------------|---------------|
| 1 | | 1218.630 | -5.766 | 42.690 | 36.924 | -17.076 | 54.000 | AVERAGE |
| 2 | | 2437.140 | 0.510 | 43.570 | 44.080 | -9.920 | 54.000 | AVERAGE |
| 3 | * | 4875.160 | 7.459 | 38.630 | 46.089 | -7.911 | 54.000 | AVERAGE |

Note:

1. All Readings below 1GHz are Quasi-Peak, above are performed with peak and/or average measurements as necessary.
2. " * ", means this data is the worst emission level.
3. Measurement Level = Reading Level + Correct Factor



| | |
|--|---|
| Engineer : Fred | |
| Site : EMC Lab AC 102 | Time : 2010/08/07 - 18:55 |
| Limit : FCC_15_03M_PK | Margin : 6 |
| EUT : 802.11n Wireless ADSL2+ 4-port Gateway | Probe : BBHA9120D(1-18GHz) - VERTICAL |
| Power : AC 120V/60Hz | Note : Mode 3: Transmit by 802.11n (20MHz) (2437MHz) |



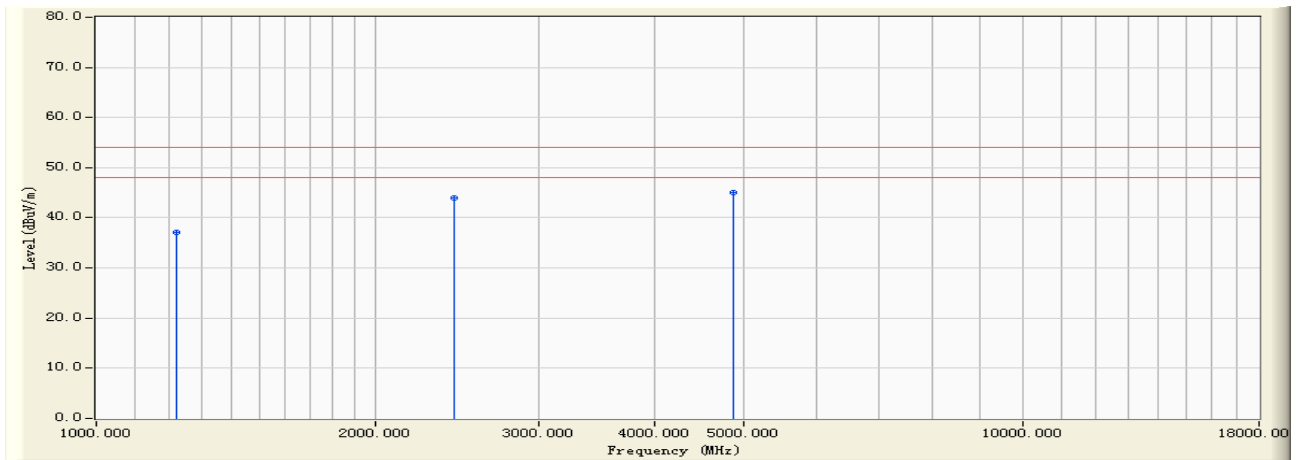
| | | Frequency (MHz) | Correct Factor (dB) | Reading Level (dBuV) | Measure Level (dBuV/m) | Margin (dB) | Limit (dBuV/m) | Detector Type |
|---|---|-----------------|---------------------|----------------------|------------------------|-------------|----------------|---------------|
| 1 | | 1220.150 | -5.751 | 54.630 | 48.880 | -25.120 | 74.000 | PEAK |
| 2 | | 2437.510 | 0.510 | 53.620 | 54.131 | -19.869 | 74.000 | PEAK |
| 3 | * | 4875.640 | 7.461 | 51.620 | 59.080 | -14.920 | 74.000 | PEAK |

Note:

1. All Readings below 1GHz are Quasi-Peak, above are performed with peak and/or average measurements as necessary.
2. " * ", means this data is the worst emission level.
3. Measurement Level = Reading Level + Correct Factor



| | |
|--|---|
| Engineer : Fred | |
| Site : EMC Lab AC 102 | Time : 2010/08/07 - 18:55 |
| Limit : FCC_15_03M_AV | Margin : 6 |
| EUT : 802.11n Wireless ADSL2+ 4-port Gateway | Probe : BBHA9120D(1-18GHz) - VERTICAL |
| Power : AC 120V/60Hz | Note : Mode 3: Transmit by 802.11n (20MHz) (2437MHz) |



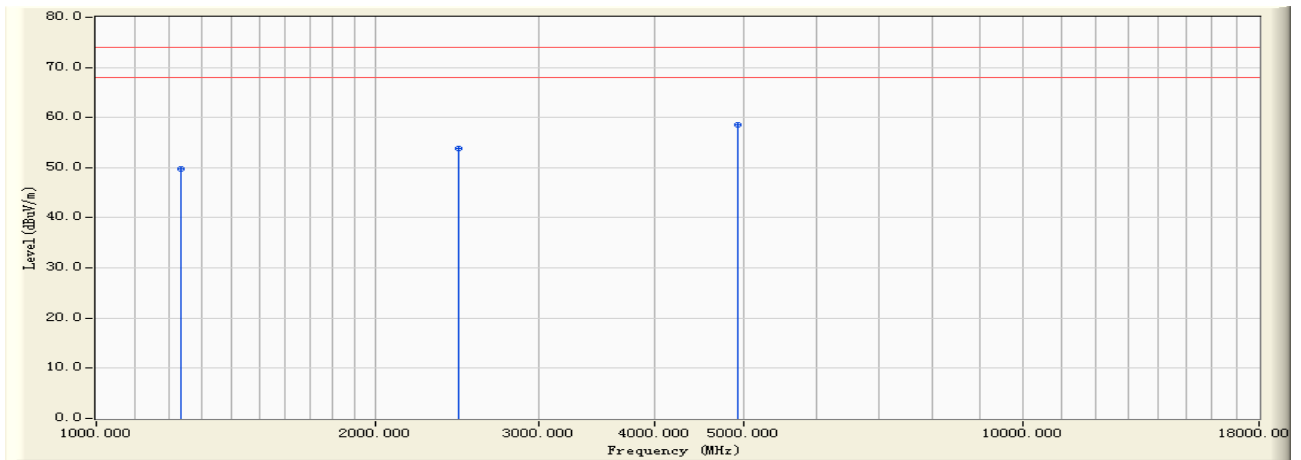
| | | Frequency (MHz) | Correct Factor (dB) | Reading Level (dBuV) | Measure Level (dBuV/m) | Margin (dB) | Limit (dBuV/m) | Detector Type |
|---|---|-----------------|---------------------|----------------------|------------------------|-------------|----------------|---------------|
| 1 | | 1220.150 | -5.751 | 42.860 | 37.110 | -16.890 | 54.000 | AVERAGE |
| 2 | | 2437.510 | 0.510 | 43.520 | 44.031 | -9.969 | 54.000 | AVERAGE |
| 3 | * | 4875.640 | 7.461 | 37.520 | 44.980 | -9.020 | 54.000 | AVERAGE |

Note:

1. All Readings below 1GHz are Quasi-Peak, above are performed with peak and/or average measurements as necessary.
2. " * ", means this data is the worst emission level.
3. Measurement Level = Reading Level + Correct Factor



| | |
|--|---|
| Engineer : Fred | |
| Site : EMC Lab AC 102 | Time : 2010/08/07 - 18:57 |
| Limit : FCC_15_03M_PK | Margin : 6 |
| EUT : 802.11n Wireless ADSL2+ 4-port Gateway | Probe : BBHA9120D(1-18GHz) - HORIZONTAL |
| Power : AC 120V/60Hz | Note : Mode 3: Transmit by 802.11n (20MHz) (2462MHz) |



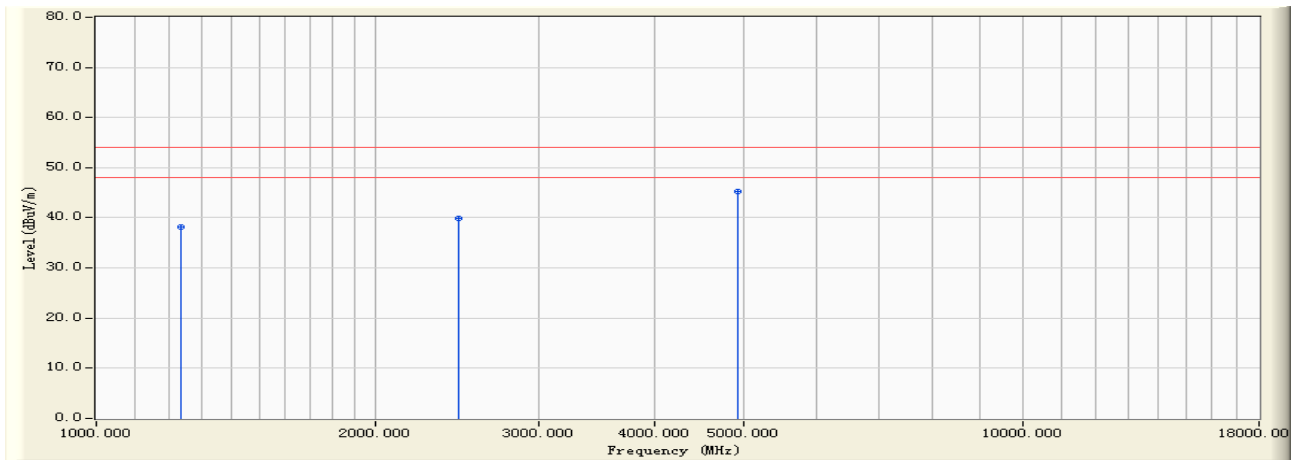
| | | Frequency (MHz) | Correct Factor (dB) | Reading Level (dBUV) | Measure Level (dBUV/m) | Margin (dB) | Limit (dBUV/m) | Detector Type |
|---|---|-----------------|---------------------|----------------------|------------------------|-------------|----------------|---------------|
| 1 | | 1232.620 | -5.612 | 55.360 | 49.748 | -24.252 | 74.000 | PEAK |
| 2 | | 2462.510 | 0.601 | 53.240 | 53.841 | -20.159 | 74.000 | PEAK |
| 3 | * | 4925.610 | 7.568 | 51.030 | 58.598 | -15.402 | 74.000 | PEAK |

Note:

1. All Readings below 1GHz are Quasi-Peak, above are performed with peak and/or average measurements as necessary.
2. " * ", means this data is the worst emission level.
3. Measurement Level = Reading Level + Correct Factor



| | |
|--|---|
| Engineer : Fred | |
| Site : EMC Lab AC 102 | Time : 2010/08/07 - 18:57 |
| Limit : FCC_15_03M_AV | Margin : 6 |
| EUT : 802.11n Wireless ADSL2+ 4-port Gateway | Probe : BBHA9120D(1-18GHz) - HORIZONTAL |
| Power : AC 120V/60Hz | Note : Mode 3: Transmit by 802.11n (20MHz) (2462MHz) |



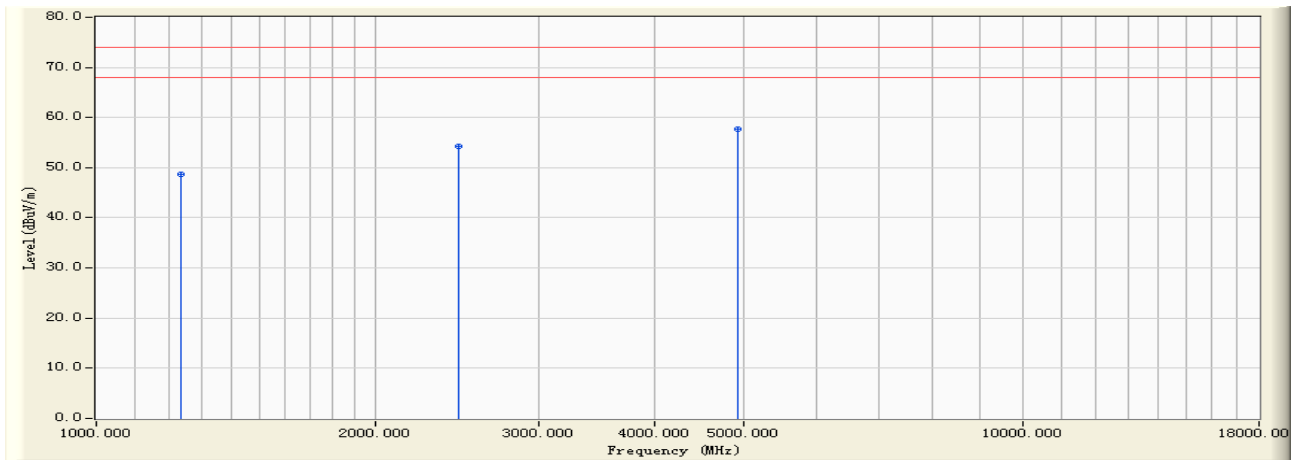
| | | Frequency (MHz) | Correct Factor (dB) | Reading Level (dBuV) | Measure Level (dBuV/m) | Margin (dB) | Limit (dBuV/m) | Detector Type |
|---|---|-----------------|---------------------|----------------------|------------------------|-------------|----------------|---------------|
| 1 | | 1232.620 | -5.612 | 43.690 | 38.078 | -15.922 | 54.000 | AVERAGE |
| 2 | | 2462.510 | 0.601 | 39.240 | 39.841 | -14.159 | 54.000 | AVERAGE |
| 3 | * | 4925.610 | 7.568 | 37.620 | 45.188 | -8.812 | 54.000 | AVERAGE |

Note:

1. All Readings below 1GHz are Quasi-Peak, above are performed with peak and/or average measurements as necessary.
2. " * ", means this data is the worst emission level.
3. Measurement Level = Reading Level + Correct Factor



| | |
|--|---|
| Engineer : Fred | |
| Site : EMC Lab AC 102 | Time : 2010/08/07 - 18:58 |
| Limit : FCC_15_03M_PK | Margin : 6 |
| EUT : 802.11n Wireless ADSL2+ 4-port Gateway | Probe : BBHA9120D(1-18GHz) - VERTICAL |
| Power : AC 120V/60Hz | Note : Mode 3: Transmit by 802.11n (20MHz) (2462MHz) |



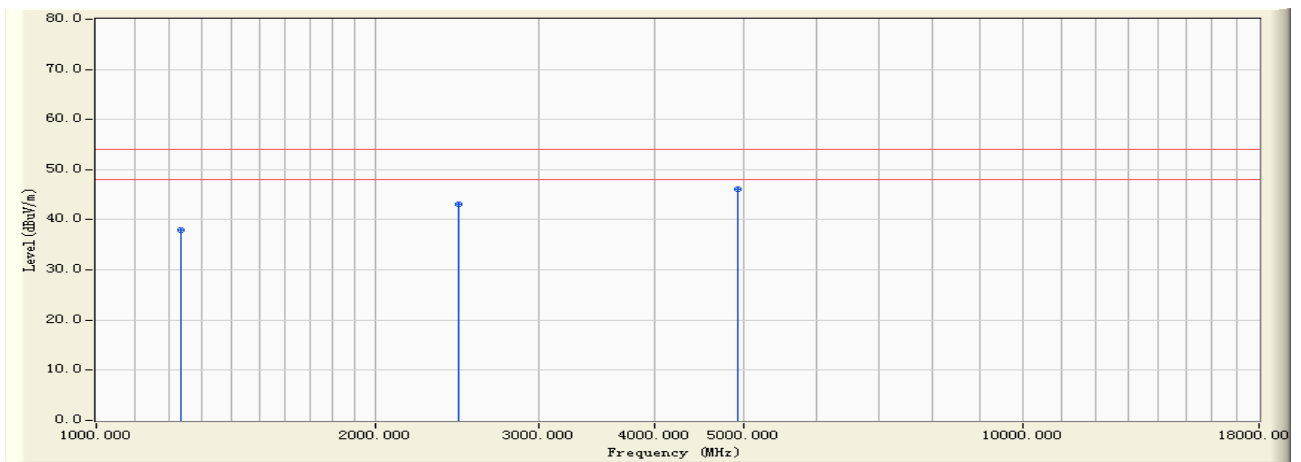
| | | Frequency (MHz) | Correct Factor (dB) | Reading Level (dBuV) | Measure Level (dBuV/m) | Margin (dB) | Limit (dBuV/m) | Detector Type |
|---|---|-----------------|---------------------|----------------------|------------------------|-------------|----------------|---------------|
| 1 | | 1232.540 | -5.613 | 54.260 | 48.647 | -25.353 | 74.000 | PEAK |
| 2 | | 2462.350 | 0.601 | 53.680 | 54.281 | -19.719 | 74.000 | PEAK |
| 3 | * | 4925.370 | 7.567 | 50.160 | 57.727 | -16.273 | 74.000 | PEAK |

Note:

1. All Readings below 1GHz are Quasi-Peak, above are performed with peak and/or average measurements as necessary.
2. " * ", means this data is the worst emission level.
3. Measurement Level = Reading Level + Correct Factor



| | |
|--|---|
| Engineer : Fred | |
| Site : EMC Lab AC 102 | Time : 2010/08/07 - 18:58 |
| Limit : FCC_15_03M_AV | Margin : 6 |
| EUT : 802.11n Wireless ADSL2+ 4-port Gateway | Probe : BBHA9120D(1-18GHz) - VERTICAL |
| Power : AC 120V/60Hz | Note : Mode 3: Transmit by 802.11n (20MHz) (2462MHz) |



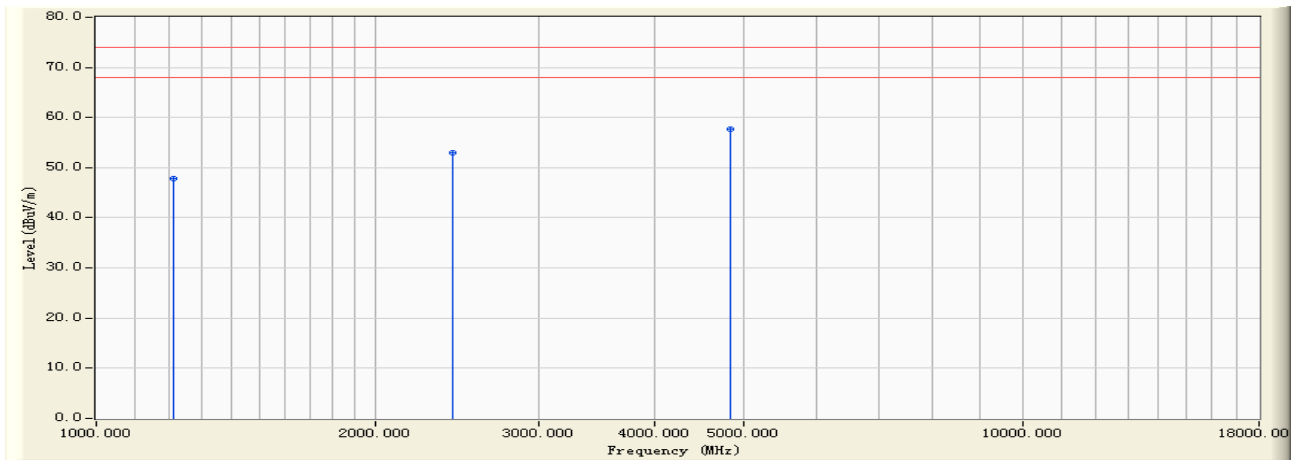
| | | Frequency (MHz) | Correct Factor (dB) | Reading Level (dBuV) | Measure Level (dBuV/m) | Margin (dB) | Limit (dBuV/m) | Detector Type |
|---|---|-----------------|---------------------|----------------------|------------------------|-------------|----------------|---------------|
| 1 | | 1232.540 | -5.613 | 43.630 | 38.017 | -15.983 | 54.000 | AVERAGE |
| 2 | | 2462.350 | 0.601 | 42.580 | 43.181 | -10.819 | 54.000 | AVERAGE |
| 3 | * | 4925.370 | 7.567 | 38.620 | 46.187 | -7.813 | 54.000 | AVERAGE |

Note:

1. All Readings below 1GHz are Quasi-Peak, above are performed with peak and/or average measurements as necessary.
2. " * ", means this data is the worst emission level.
3. Measurement Level = Reading Level + Correct Factor



| | |
|--|---|
| Engineer : Fred | |
| Site : EMC Lab AC 102 | Time : 2010/08/07 - 19:00 |
| Limit : FCC_15_03M_PK | Margin : 6 |
| EUT : 802.11n Wireless ADSL2+ 4-port Gateway | Probe : BBHA9120D(1-18GHz) - HORIZONTAL |
| Power : AC 120V/60Hz | Note : Mode 4: Transmit by 802.11n (40MHz) (2422MHz) |



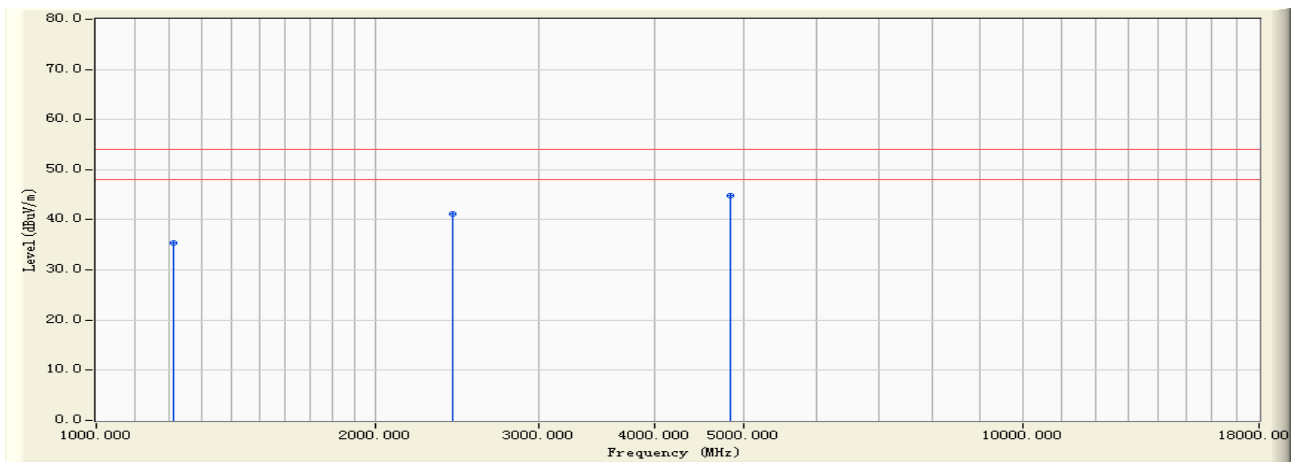
| | | Frequency (MHz) | Correct Factor (dB) | Reading Level (dBuV) | Measure Level (dBuV/m) | Margin (dB) | Limit (dBuV/m) | Detector Type |
|---|---|-----------------|---------------------|----------------------|------------------------|-------------|----------------|---------------|
| 1 | | 1212.350 | -5.831 | 53.620 | 47.788 | -26.212 | 74.000 | PEAK |
| 2 | | 2422.510 | 0.464 | 52.540 | 53.004 | -20.996 | 74.000 | PEAK |
| 3 | * | 4845.510 | 7.392 | 50.230 | 57.623 | -16.377 | 74.000 | PEAK |

Note:

1. All Readings below 1GHz are Quasi-Peak, above are performed with peak and/or average measurements as necessary.
2. " * ", means this data is the worst emission level.
3. Measurement Level = Reading Level + Correct Factor



| | |
|--|---|
| Engineer : Fred | |
| Site : EMC Lab AC 102 | Time : 2010/08/07 - 19:00 |
| Limit : FCC_15_03M_AV | Margin : 6 |
| EUT : 802.11n Wireless ADSL2+ 4-port Gateway | Probe : BBHA9120D(1-18GHz) - HORIZONTAL |
| Power : AC 120V/60Hz | Note : Mode 4: Transmit by 802.11n (40MHz) (2422MHz) |



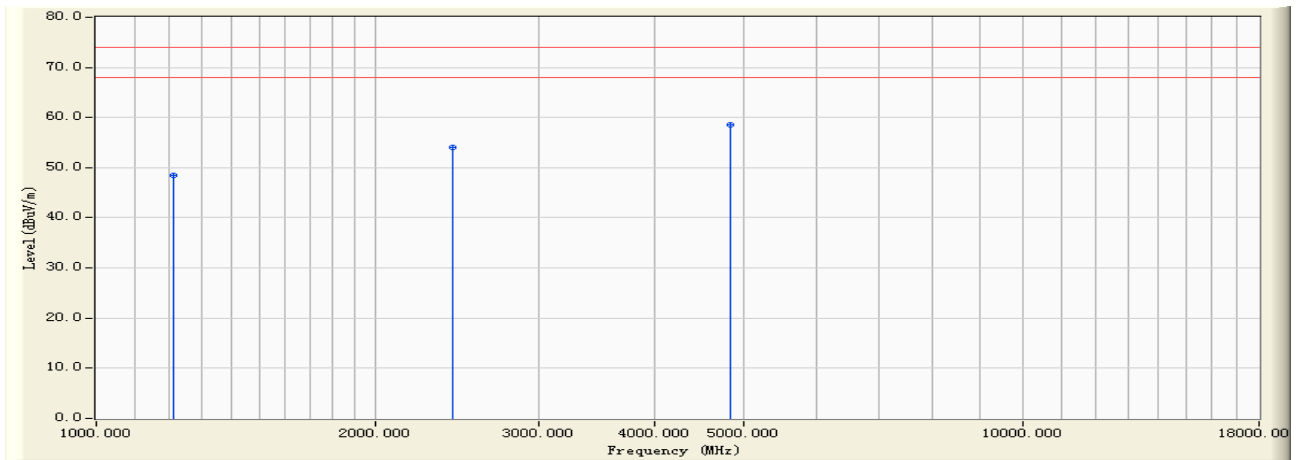
| | | Frequency (MHz) | Correct Factor (dB) | Reading Level (dBuV) | Measure Level (dBuV/m) | Margin (dB) | Limit (dBuV/m) | Detector Type |
|---|---|-----------------|---------------------|----------------------|------------------------|-------------|----------------|---------------|
| 1 | | 1212.350 | -5.831 | 41.260 | 35.428 | -18.572 | 54.000 | AVERAGE |
| 2 | | 2422.510 | 0.464 | 40.650 | 41.114 | -12.886 | 54.000 | AVERAGE |
| 3 | * | 4845.510 | 7.392 | 37.530 | 44.923 | -9.077 | 54.000 | AVERAGE |

Note:

1. All Readings below 1GHz are Quasi-Peak, above are performed with peak and/or average measurements as necessary.
2. " * ", means this data is the worst emission level.
3. Measurement Level = Reading Level + Correct Factor



| | |
|--|---|
| Engineer : Fred | |
| Site : EMC Lab AC 102 | Time : 2010/08/07 - 19:02 |
| Limit : FCC_15_03M_PK | Margin : 6 |
| EUT : 802.11n Wireless ADSL2+ 4-port Gateway | Probe : BBHA9120D(1-18GHz) - VERTICAL |
| Power : AC 120V/60Hz | Note : Mode 4: Transmit by 802.11n (40MHz) (2422MHz) |



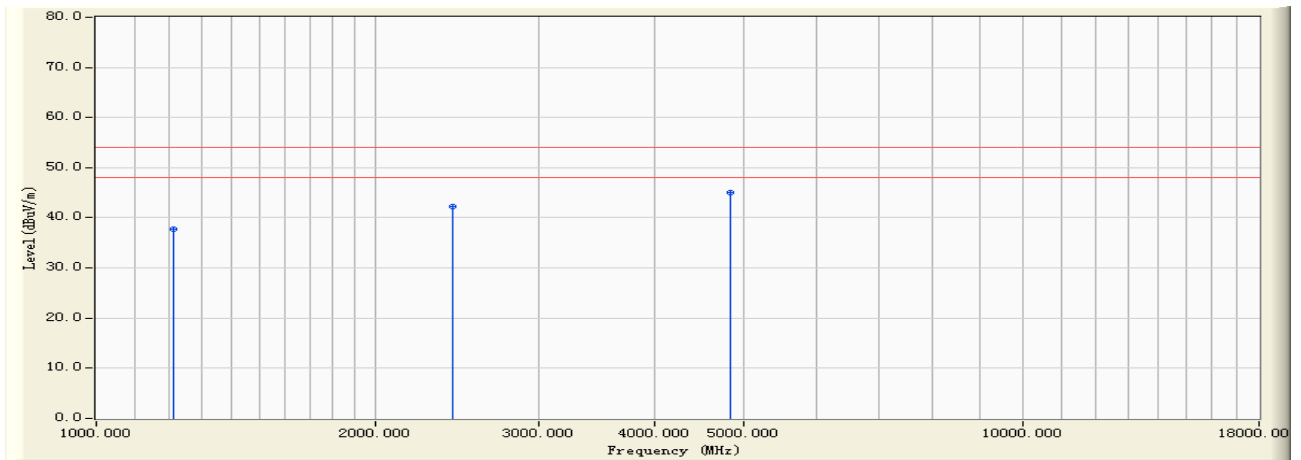
| | | Frequency (MHz) | Correct Factor (dB) | Reading Level (dBuV) | Measure Level (dBuV/m) | Margin (dB) | Limit (dBuV/m) | Detector Type |
|---|---|-----------------|---------------------|----------------------|------------------------|-------------|----------------|---------------|
| 1 | | 1213.370 | -5.821 | 54.360 | 48.539 | -25.461 | 74.000 | PEAK |
| 2 | | 2422.510 | 0.464 | 53.690 | 54.154 | -19.846 | 74.000 | PEAK |
| 3 | * | 4845.370 | 7.392 | 51.230 | 58.622 | -15.378 | 74.000 | PEAK |

Note:

1. All Readings below 1GHz are Quasi-Peak, above are performed with peak and/or average measurements as necessary.
2. " * ", means this data is the worst emission level.
3. Measurement Level = Reading Level + Correct Factor



| | |
|--|---|
| Engineer : Fred | |
| Site : EMC Lab AC 102 | Time : 2010/08/07 - 19:02 |
| Limit : FCC_15_03M_AV | Margin : 6 |
| EUT : 802.11n Wireless ADSL2+ 4-port Gateway | Probe : BBHA9120D(1-18GHz) - VERTICAL |
| Power : AC 120V/60Hz | Note : Mode 4: Transmit by 802.11n (40MHz) (2422MHz) |



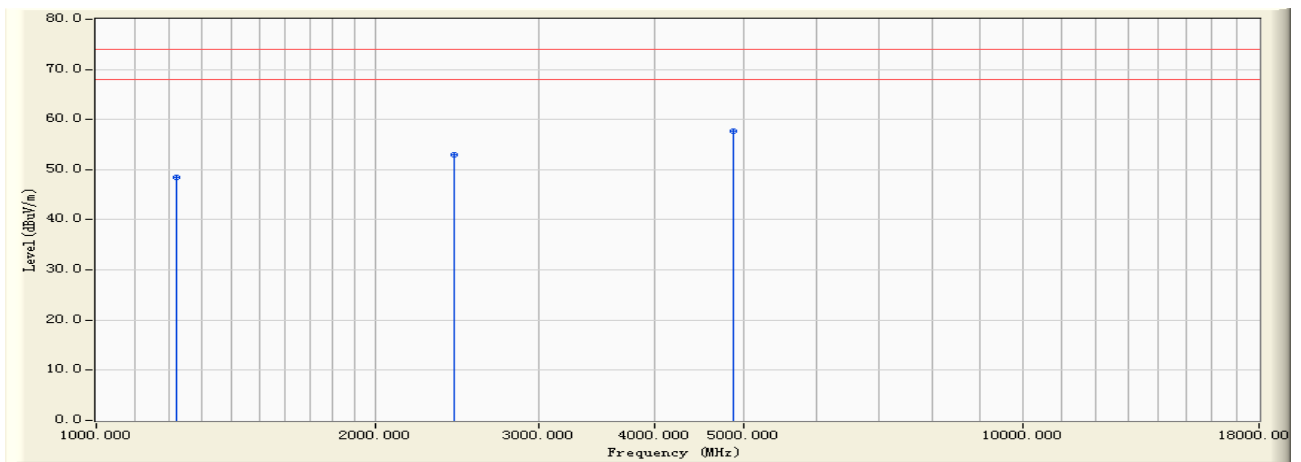
| | | Frequency (MHz) | Correct Factor (dB) | Reading Level (dBuV) | Measure Level (dBuV/m) | Margin (dB) | Limit (dBuV/m) | Detector Type |
|---|---|-----------------|---------------------|----------------------|------------------------|-------------|----------------|---------------|
| 1 | | 1213.370 | -5.821 | 43.570 | 37.749 | -16.251 | 54.000 | AVERAGE |
| 2 | | 2422.510 | 0.464 | 41.690 | 42.154 | -11.846 | 54.000 | AVERAGE |
| 3 | * | 4845.370 | 7.392 | 37.620 | 45.012 | -8.988 | 54.000 | AVERAGE |

Note:

1. All Readings below 1GHz are Quasi-Peak, above are performed with peak and/or average measurements as necessary.
2. " * ", means this data is the worst emission level.
3. Measurement Level = Reading Level + Correct Factor



| | |
|--|---|
| Engineer : Fred | |
| Site : EMC Lab AC 102 | Time : 2010/08/07 - 19:04 |
| Limit : FCC_15_03M_PK | Margin : 6 |
| EUT : 802.11n Wireless ADSL2+ 4-port Gateway | Probe : BBHA9120D(1-18GHz) - HORIZONTAL |
| Power : AC 120V/60Hz | Note : Mode 4: Transmit by 802.11n (40MHz) (2437MHz) |



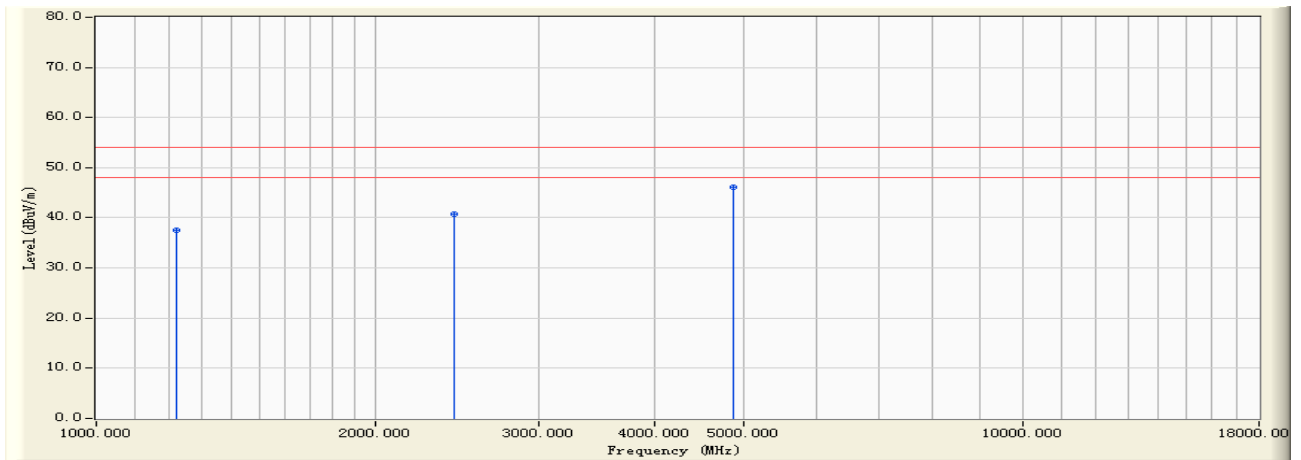
| | | Frequency (MHz) | Correct Factor (dB) | Reading Level (dBuV) | Measure Level (dBuV/m) | Margin (dB) | Limit (dBuV/m) | Detector Type |
|---|---|-----------------|---------------------|----------------------|------------------------|-------------|----------------|---------------|
| 1 | | 1219.630 | -5.756 | 54.230 | 48.474 | -25.526 | 74.000 | PEAK |
| 2 | | 2437.510 | 0.510 | 52.570 | 53.081 | -20.919 | 74.000 | PEAK |
| 3 | * | 4875.690 | 7.461 | 50.240 | 57.700 | -16.300 | 74.000 | PEAK |

Note:

1. All Readings below 1GHz are Quasi-Peak, above are performed with peak and/or average measurements as necessary.
2. " * ", means this data is the worst emission level.
3. Measurement Level = Reading Level + Correct Factor



| | |
|--|---|
| Engineer : Fred | |
| Site : EMC Lab AC 102 | Time : 2010/08/07 - 19:04 |
| Limit : FCC_15_03M_AV | Margin : 6 |
| EUT : 802.11n Wireless ADSL2+ 4-port Gateway | Probe : BBHA9120D(1-18GHz) - HORIZONTAL |
| Power : AC 120V/60Hz | Note : Mode 4: Transmit by 802.11n (40MHz) (2437MHz) |



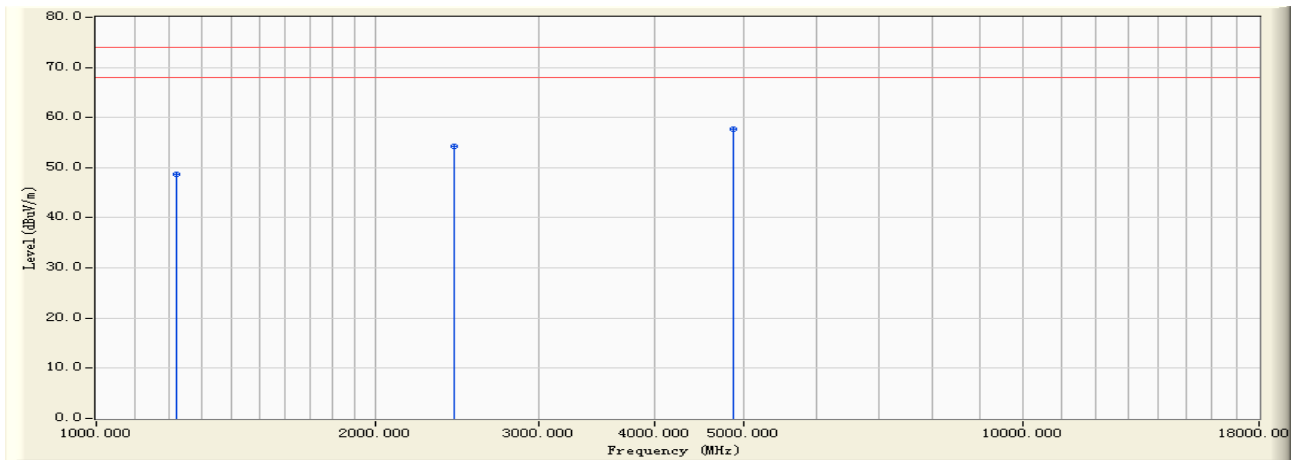
| | | Frequency (MHz) | Correct Factor (dB) | Reading Level (dBuV) | Measure Level (dBuV/m) | Margin (dB) | Limit (dBuV/m) | Detector Type |
|---|---|-----------------|---------------------|----------------------|------------------------|-------------|----------------|---------------|
| 1 | | 1219.630 | -5.756 | 43.260 | 37.504 | -16.496 | 54.000 | AVERAGE |
| 2 | | 2437.510 | 0.510 | 40.260 | 40.771 | -13.229 | 54.000 | AVERAGE |
| 3 | * | 4875.690 | 7.461 | 38.630 | 46.090 | -7.910 | 54.000 | AVERAGE |

Note:

1. All Readings below 1GHz are Quasi-Peak, above are performed with peak and/or average measurements as necessary.
2. " * ", means this data is the worst emission level.
3. Measurement Level = Reading Level + Correct Factor



| | |
|--|---|
| Engineer : Fred | |
| Site : EMC Lab AC 102 | Time : 2010/08/07 - 19:05 |
| Limit : FCC_15_03M_PK | Margin : 6 |
| EUT : 802.11n Wireless ADSL2+ 4-port Gateway | Probe : BBHA9120D(1-18GHz) - VERTICAL |
| Power : AC 120V/60Hz | Note : Mode 4: Transmit by 802.11n (40MHz) (2437MHz) |



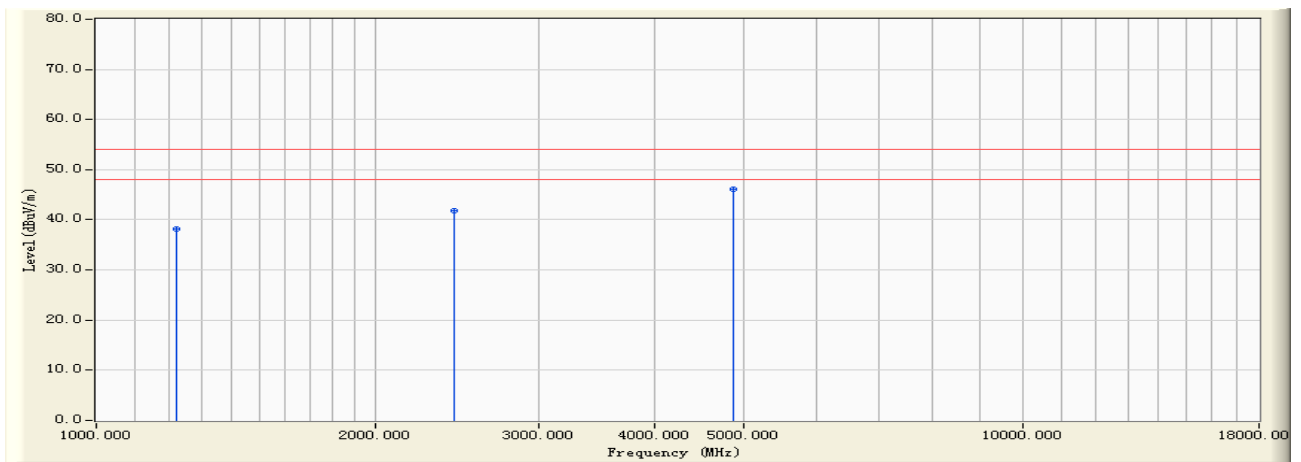
| | | Frequency (MHz) | Correct Factor (dB) | Reading Level (dBuV) | Measure Level (dBuV/m) | Margin (dB) | Limit (dBuV/m) | Detector Type |
|---|---|-----------------|---------------------|----------------------|------------------------|-------------|----------------|---------------|
| 1 | | 1219.650 | -5.756 | 54.350 | 48.595 | -25.405 | 74.000 | PEAK |
| 2 | | 2437.550 | 0.510 | 53.690 | 54.201 | -19.799 | 74.000 | PEAK |
| 3 | * | 4875.240 | 7.459 | 50.240 | 57.699 | -16.301 | 74.000 | PEAK |

Note:

1. All Readings below 1GHz are Quasi-Peak, above are performed with peak and/or average measurements as necessary.
2. " * ", means this data is the worst emission level.
3. Measurement Level = Reading Level + Correct Factor



| | |
|--|---|
| Engineer : Fred | |
| Site : EMC Lab AC 102 | Time : 2010/08/07 - 19:05 |
| Limit : FCC_15_03M_AV | Margin : 6 |
| EUT : 802.11n Wireless ADSL2+ 4-port Gateway | Probe : BBHA9120D(1-18GHz) - VERTICAL |
| Power : AC 120V/60Hz | Note : Mode 4: Transmit by 802.11n (40MHz) (2437MHz) |



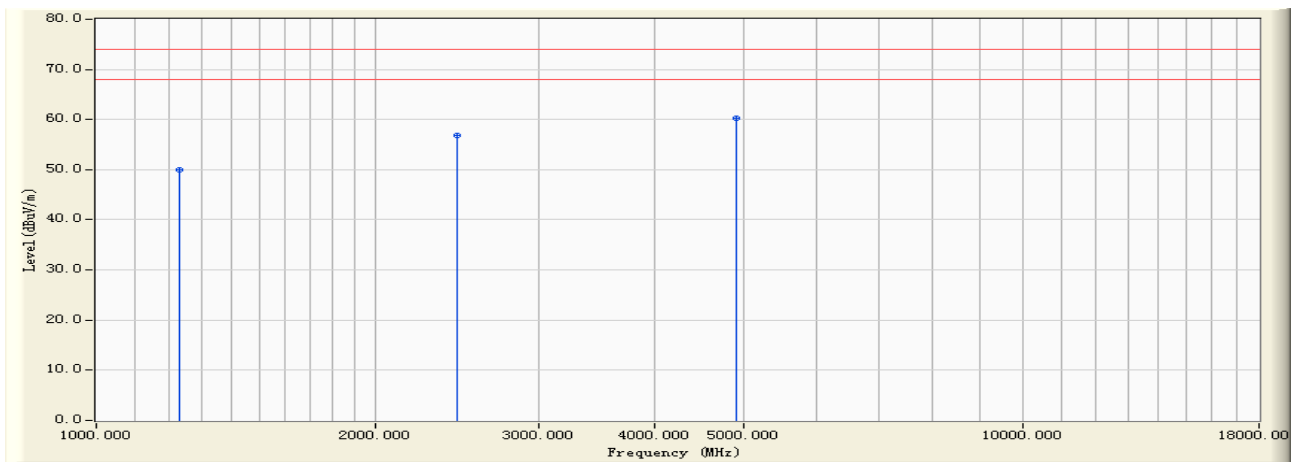
| | | Frequency (MHz) | Correct Factor (dB) | Reading Level (dBuV) | Measure Level (dBuV/m) | Margin (dB) | Limit (dBuV/m) | Detector Type |
|---|---|-----------------|---------------------|----------------------|------------------------|-------------|----------------|---------------|
| 1 | | 1219.650 | -5.756 | 43.850 | 38.095 | -15.905 | 54.000 | AVERAGE |
| 2 | | 2437.550 | 0.510 | 41.390 | 41.901 | -12.099 | 54.000 | AVERAGE |
| 3 | * | 4875.240 | 7.459 | 38.650 | 46.109 | -7.891 | 54.000 | AVERAGE |

Note:

1. All Readings below 1GHz are Quasi-Peak, above are performed with peak and/or average measurements as necessary.
2. " * ", means this data is the worst emission level.
3. Measurement Level = Reading Level + Correct Factor



| | |
|--|---|
| Engineer : Fred | |
| Site : EMC Lab AC 102 | Time : 2010/08/07 - 19:08 |
| Limit : FCC_15_03M_PK | Margin : 6 |
| EUT : 802.11n Wireless ADSL2+ 4-port Gateway | Probe : BBHA9120D(1-18GHz) - HORIZONTAL |
| Power : AC 120V/60Hz | Note : Mode 4: Transmit by 802.11n (40MHz) (2452MHz) |



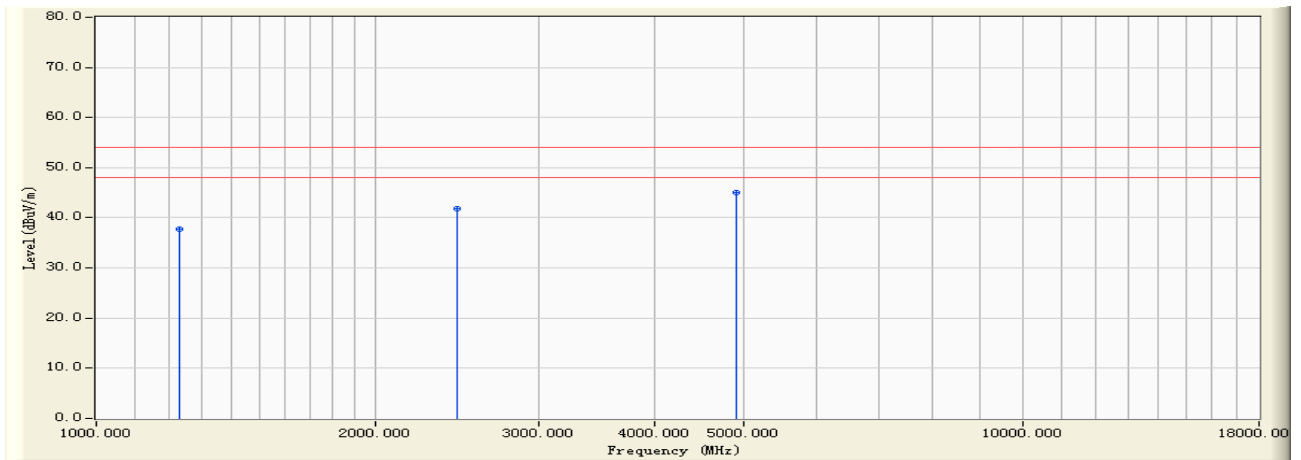
| | | Frequency (MHz) | Correct Factor (dB) | Reading Level (dBuV) | Measure Level (dBuV/m) | Margin (dB) | Limit (dBuV/m) | Detector Type |
|---|---|-----------------|---------------------|----------------------|------------------------|-------------|----------------|---------------|
| 1 | | 1227.530 | -5.669 | 55.690 | 50.021 | -23.979 | 74.000 | PEAK |
| 2 | | 2452.130 | 0.560 | 56.280 | 56.840 | -17.160 | 74.000 | PEAK |
| 3 | * | 4905.370 | 7.527 | 52.690 | 60.217 | -13.783 | 74.000 | PEAK |

Note:

1. All Readings below 1GHz are Quasi-Peak, above are performed with peak and/or average measurements as necessary.
2. " * ", means this data is the worst emission level.
3. Measurement Level = Reading Level + Correct Factor



| | |
|--|---|
| Engineer : Fred | |
| Site : EMC Lab AC 102 | Time : 2010/08/07 - 19:08 |
| Limit : FCC_15_03M_AV | Margin : 6 |
| EUT : 802.11n Wireless ADSL2+ 4-port Gateway | Probe : BBHA9120D(1-18GHz) - HORIZONTAL |
| Power : AC 120V/60Hz | Note : Mode 4: Transmit by 802.11n (40MHz) (2452MHz) |



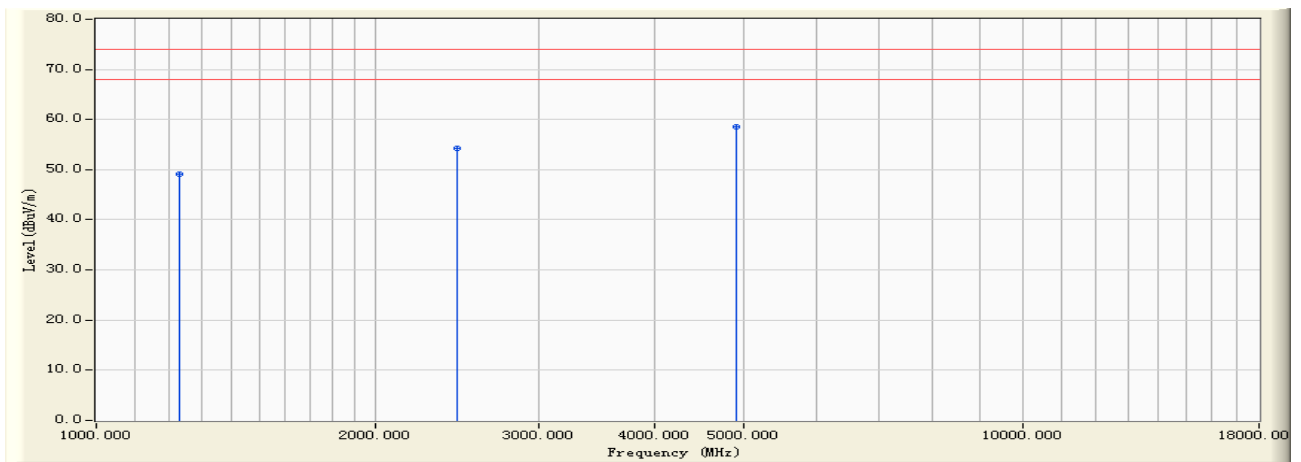
| | | Frequency (MHz) | Correct Factor (dB) | Reading Level (dBuV) | Measure Level (dBuV/m) | Margin (dB) | Limit (dBuV/m) | Detector Type |
|---|---|-----------------|---------------------|----------------------|------------------------|-------------|----------------|---------------|
| 1 | | 1227.530 | -5.669 | 43.510 | 37.841 | -16.159 | 54.000 | AVERAGE |
| 2 | | 2452.130 | 0.560 | 41.290 | 41.850 | -12.150 | 54.000 | AVERAGE |
| 3 | * | 4905.370 | 7.527 | 37.520 | 45.047 | -8.953 | 54.000 | AVERAGE |

Note:

1. All Readings below 1GHz are Quasi-Peak, above are performed with peak and/or average measurements as necessary.
2. " * ", means this data is the worst emission level.
3. Measurement Level = Reading Level + Correct Factor



| | |
|--|---|
| Engineer : Fred | |
| Site : EMC Lab AC 102 | Time : 2010/08/07 - 19:12 |
| Limit : FCC_15_03M_PK | Margin : 6 |
| EUT : 802.11n Wireless ADSL2+ 4-port Gateway | Probe : BBHA9120D(1-18GHz) - VERTICAL |
| Power : AC 120V/60Hz | Note : Mode 4: Transmit by 802.11n (40MHz) (2452MHz) |



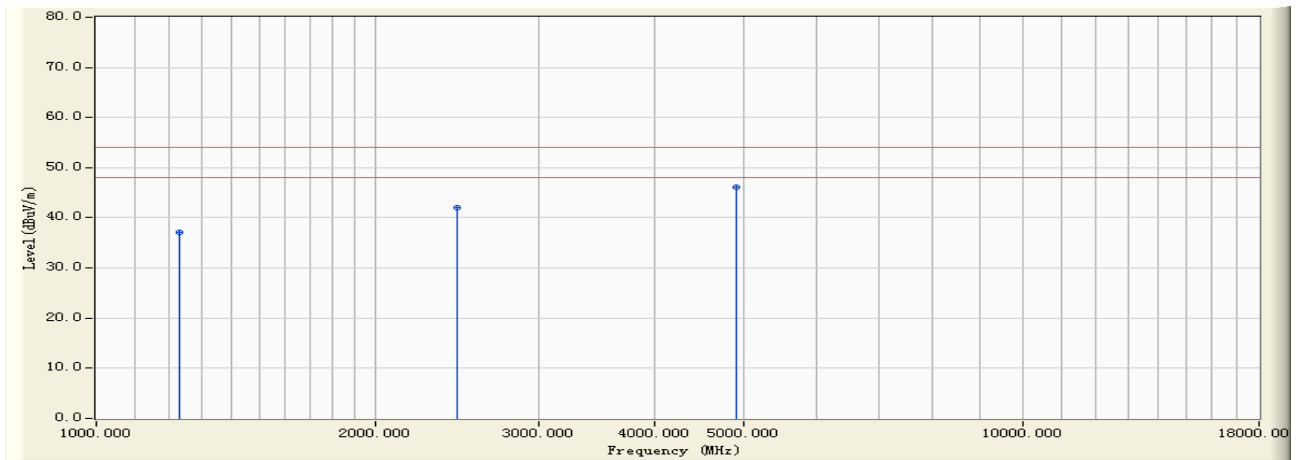
| | | Frequency (MHz) | Correct Factor (dB) | Reading Level (dBuV) | Measure Level (dBuV/m) | Margin (dB) | Limit (dBuV/m) | Detector Type |
|---|---|-----------------|---------------------|----------------------|------------------------|-------------|----------------|---------------|
| 1 | | 1228.350 | -5.660 | 54.860 | 49.200 | -24.800 | 74.000 | PEAK |
| 2 | | 2452.310 | 0.560 | 53.690 | 54.251 | -19.749 | 74.000 | PEAK |
| 3 | * | 4906.380 | 7.529 | 51.070 | 58.598 | -15.402 | 74.000 | PEAK |

Note:

1. All Readings below 1GHz are Quasi-Peak, above are performed with peak and/or average measurements as necessary.
2. " * ", means this data is the worst emission level.
3. Measurement Level = Reading Level + Correct Factor



| | |
|--|---|
| Engineer : Fred | |
| Site : EMC Lab AC 102 | Time : 2010/08/07 - 19:12 |
| Limit : FCC_15_03M_AV | Margin : 6 |
| EUT : 802.11n Wireless ADSL2+ 4-port Gateway | Probe : BBHA9120D(1-18GHz) - VERTICAL |
| Power : AC 120V/60Hz | Note : Mode 4: Transmit by 802.11n (40MHz) (2452MHz) |




| | | Frequency (MHz) | Correct Factor (dB) | Reading Level (dBuV) | Measure Level (dBuV/m) | Margin (dB) | Limit (dBuV/m) | Detector Type |
|---|---|-----------------|---------------------|----------------------|------------------------|-------------|----------------|---------------|
| 1 | | 1228.350 | -5.660 | 42.690 | 37.030 | -16.970 | 54.000 | AVERAGE |
| 2 | | 2452.310 | 0.560 | 41.580 | 42.141 | -11.859 | 54.000 | AVERAGE |
| 3 | * | 4906.380 | 7.529 | 38.650 | 46.178 | -7.822 | 54.000 | AVERAGE |

Note:

1. All Readings below 1GHz are Quasi-Peak, above are performed with peak and/or average measurements as necessary.
2. " * ", means this data is the worst emission level.
3. Measurement Level = Reading Level + Correct Factor



| | |
|--|--|
| Engineer : Fred | |
| Site : EMC Lab AC 102 | Time : 2010/08/07 - 19:18 |
| Limit : FCC_15_03M_PK | Margin : 6 |
| EUT : 802.11n Wireless ADSL2+ 4-port Gateway | Probe : BBHA9170(18-26.5G) - HORIZONTAL |
| Power : AC 120V/60Hz | Note : Mode 1: Transmit by 802.11b (2412MHz) |




| | | Frequency (MHz) | Correct Factor (dB) | Reading Level (dBuV) | Measure Level (dBuV/m) | Margin (dB) | Limit (dBuV/m) | Detector Type |
|---|---|-----------------|---------------------|----------------------|------------------------|-------------|----------------|---------------|
| 1 | * | 19965.300 | 9.890 | 56.250 | 66.140 | -7.860 | 74.000 | PEAK |

Note:

1. All Readings below 1GHz are Quasi-Peak, above are performed with peak and/or average measurements as necessary.
2. " * ", means this data is the worst emission level.
3. Measurement Level = Reading Level + Correct Factor



| | |
|--|--|
| Engineer : Fred | |
| Site : EMC Lab AC 102 | Time : 2010/08/07 - 19:18 |
| Limit : FCC_15_03M_AV | Margin : 6 |
| EUT : 802.11n Wireless ADSL2+ 4-port Gateway | Probe : BBHA9170(18-26.5G) - HORIZONTAL |
| Power : AC 120V/60Hz | Note : Mode 1: Transmit by 802.11b (2412MHz) |




| | | Frequency (MHz) | Correct Factor (dB) | Reading Level (dBuV) | Measure Level (dBuV/m) | Margin (dB) | Limit (dBuV/m) | Detector Type |
|---|---|-----------------|---------------------|----------------------|------------------------|-------------|----------------|---------------|
| 1 | * | 19965.300 | 9.890 | 36.480 | 46.370 | -7.630 | 54.000 | AVERAGE |

Note:

1. All Readings below 1GHz are Quasi-Peak, above are performed with peak and/or average measurements as necessary.
2. " * ", means this data is the worst emission level.
3. Measurement Level = Reading Level + Correct Factor



| | |
|--|--|
| Engineer : Fred | |
| Site : EMC Lab AC 102 | Time : 2010/08/07 - 19:19 |
| Limit : FCC_15_03M_PK | Margin : 6 |
| EUT : 802.11n Wireless ADSL2+ 4-port Gateway | Probe : BBHA9170(18-26.5G) - VERTICAL |
| Power : AC 120V/60Hz | Note : Mode 1: Transmit by 802.11b (2412MHz) |




| | | Frequency (MHz) | Correct Factor (dB) | Reading Level (dBuV) | Measure Level (dBuV/m) | Margin (dB) | Limit (dBuV/m) | Detector Type |
|---|---|-----------------|---------------------|----------------------|------------------------|-------------|----------------|---------------|
| 1 | * | 19658.400 | 9.940 | 54.260 | 64.200 | -9.800 | 74.000 | PEAK |

Note:

1. All Readings below 1GHz are Quasi-Peak, above are performed with peak and/or average measurements as necessary.
2. " * ", means this data is the worst emission level.
3. Measurement Level = Reading Level + Correct Factor



| | |
|--|--|
| Engineer : Fred | |
| Site : EMC Lab AC 102 | Time : 2010/08/07 - 19:19 |
| Limit : FCC_15_03M_AV | Margin : 6 |
| EUT : 802.11n Wireless ADSL2+ 4-port Gateway | Probe : BBHA9170(18-26.5G) - VERTICAL |
| Power : AC 120V/60Hz | Note : Mode 1: Transmit by 802.11b (2412MHz) |



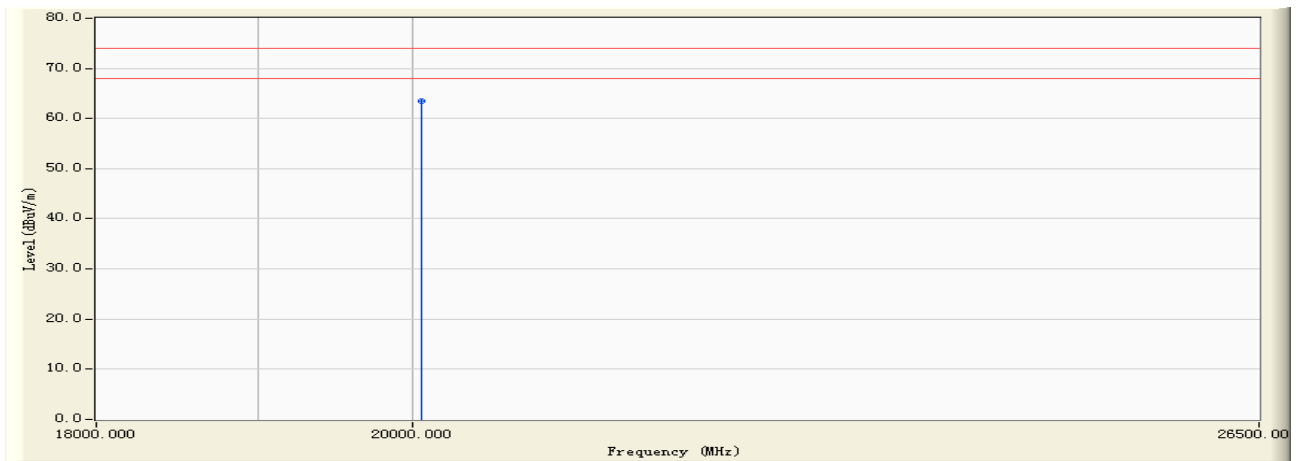
| | | Frequency (MHz) | Correct Factor (dB) | Reading Level (dBuV) | Measure Level (dBuV/m) | Margin (dB) | Limit (dBuV/m) | Detector Type |
|---|---|-----------------|---------------------|----------------------|------------------------|-------------|----------------|---------------|
| 1 | * | 19658.400 | 9.940 | 34.250 | 44.190 | -9.810 | 54.000 | AVERAGE |

Note:

1. All Readings below 1GHz are Quasi-Peak, above are performed with peak and/or average measurements as necessary.
2. " * ", means this data is the worst emission level.
3. Measurement Level = Reading Level + Correct Factor



| | |
|--|--|
| Engineer : Fred | |
| Site : EMC Lab AC 102 | Time : 2010/08/07 - 19:20 |
| Limit : FCC_15_03M_PK | Margin : 6 |
| EUT : 802.11n Wireless ADSL2+ 4-port Gateway | Probe : BBHA9170(18-26.5G) - HORIZONTAL |
| Power : AC 120V/60Hz | Note : Mode 1: Transmit by 802.11b (2437MHz) |



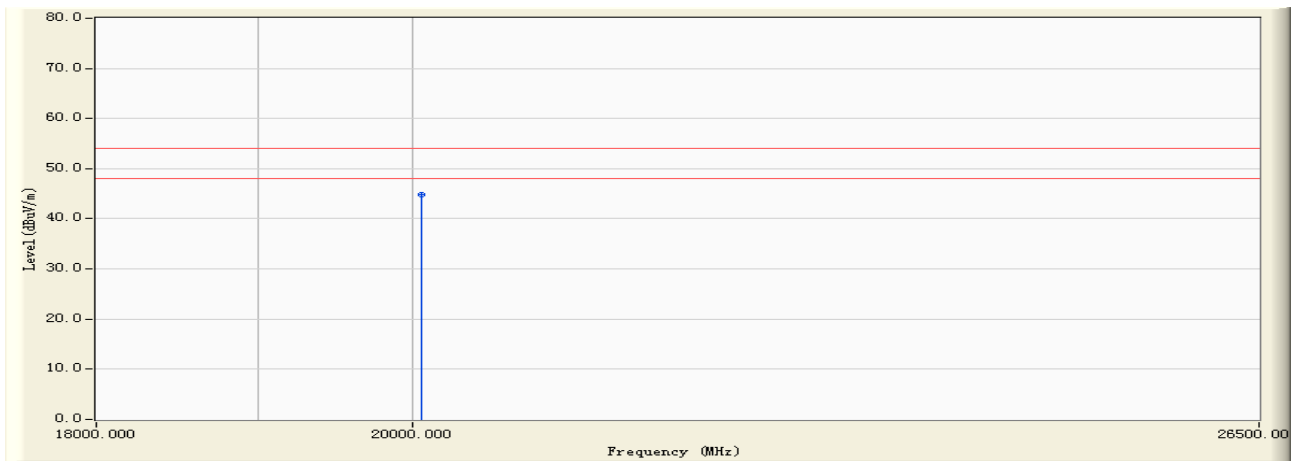
| | | Frequency (MHz) | Correct Factor (dB) | Reading Level (dBuV) | Measure Level (dBuV/m) | Margin (dB) | Limit (dBuV/m) | Detector Type |
|---|---|-----------------|---------------------|----------------------|------------------------|-------------|----------------|---------------|
| 1 | * | 20052.300 | 9.867 | 53.570 | 63.437 | -10.563 | 74.000 | PEAK |

Note:

1. All Readings below 1GHz are Quasi-Peak, above are performed with peak and/or average measurements as necessary.
2. " * ", means this data is the worst emission level.
3. Measurement Level = Reading Level + Correct Factor



| | |
|--|--|
| Engineer : Fred | |
| Site : EMC Lab AC 102 | Time : 2010/08/07 - 19:20 |
| Limit : FCC_15_03M_AV | Margin : 6 |
| EUT : 802.11n Wireless ADSL2+ 4-port Gateway | Probe : BBHA9170(18-26.5G) - HORIZONTAL |
| Power : AC 120V/60Hz | Note : Mode 1: Transmit by 802.11b (2437MHz) |



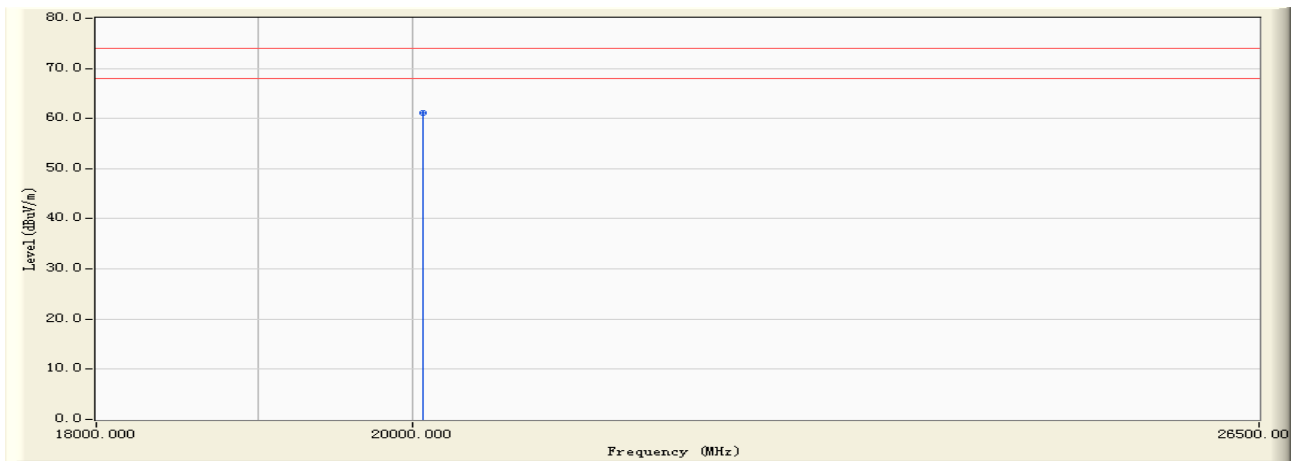
| | | Frequency (MHz) | Correct Factor (dB) | Reading Level (dBuV) | Measure Level (dBuV/m) | Margin (dB) | Limit (dBuV/m) | Detector Type |
|---|---|-----------------|---------------------|----------------------|------------------------|-------------|----------------|---------------|
| 1 | * | 20052.300 | 9.867 | 34.960 | 44.827 | -9.173 | 54.000 | AVERAGE |

Note:

1. All Readings below 1GHz are Quasi-Peak, above are performed with peak and/or average measurements as necessary.
2. " * ", means this data is the worst emission level.
3. Measurement Level = Reading Level + Correct Factor



| | |
|--|--|
| Engineer : Fred | |
| Site : EMC Lab AC 102 | Time : 2010/08/07 - 19:21 |
| Limit : FCC_15_03M_PK | Margin : 6 |
| EUT : 802.11n Wireless ADSL2+ 4-port Gateway | Probe : BBHA9170(18-26.5G) - VERTICAL |
| Power : AC 120V/60Hz | Note : Mode 1: Transmit by 802.11b (2437MHz) |



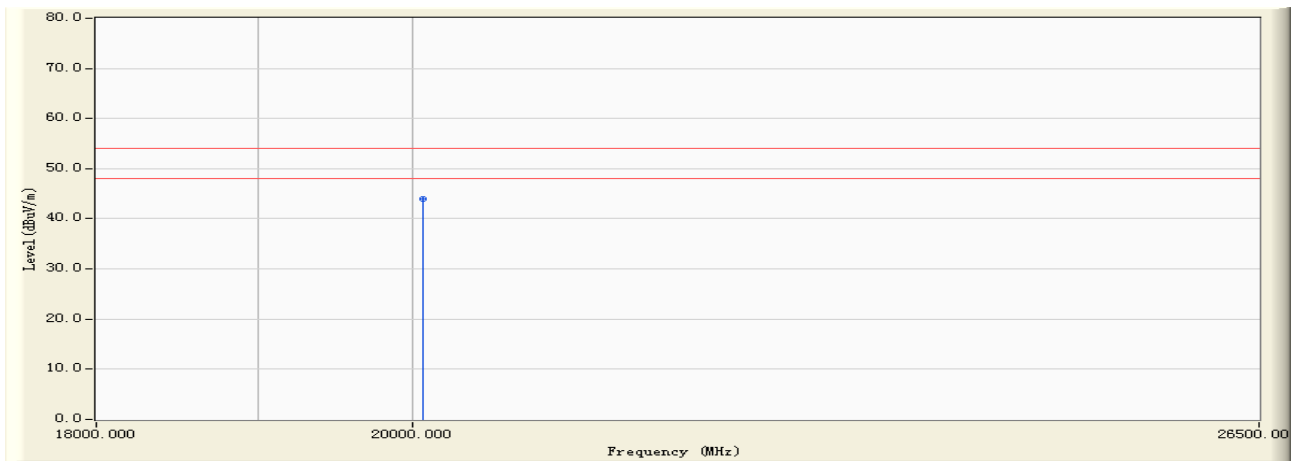
| | | Frequency (MHz) | Correct Factor (dB) | Reading Level (dBuV) | Measure Level (dBuV/m) | Margin (dB) | Limit (dBuV/m) | Detector Type |
|---|---|-----------------|---------------------|----------------------|------------------------|-------------|----------------|---------------|
| 1 | * | 20069.200 | 9.860 | 51.290 | 61.150 | -12.850 | 74.000 | PEAK |

Note:

1. All Readings below 1GHz are Quasi-Peak, above are performed with peak and/or average measurements as necessary.
2. " * ", means this data is the worst emission level.
3. Measurement Level = Reading Level + Correct Factor



| | |
|--|--|
| Engineer : Fred | |
| Site : EMC Lab AC 102 | Time : 2010/08/07 - 19:21 |
| Limit : FCC_15_03M_AV | Margin : 6 |
| EUT : 802.11n Wireless ADSL2+ 4-port Gateway | Probe : BBHA9170(18-26.5G) - VERTICAL |
| Power : AC 120V/60Hz | Note : Mode 1: Transmit by 802.11b (2437MHz) |



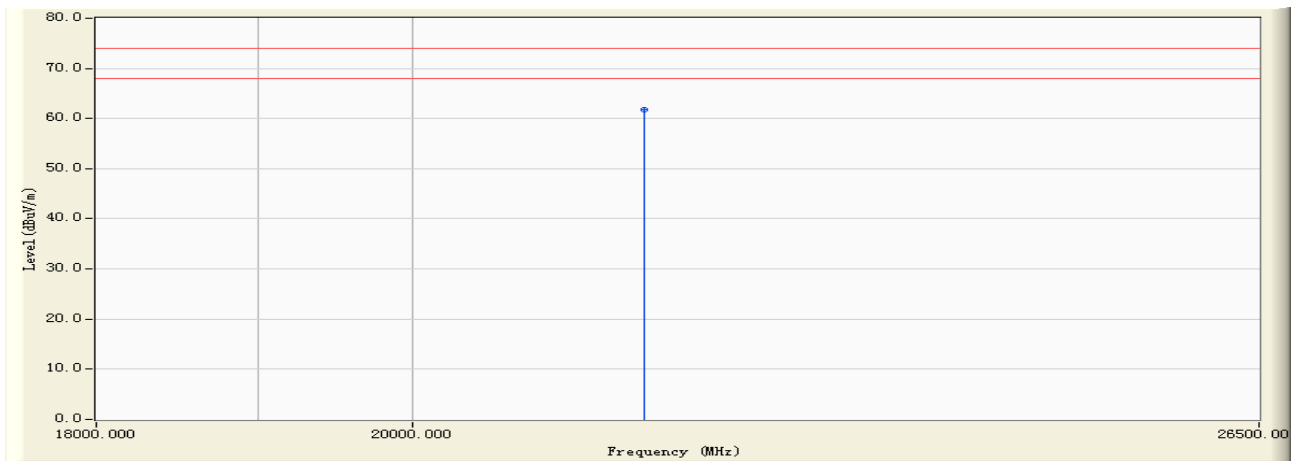
| | | Frequency (MHz) | Correct Factor (dB) | Reading Level (dBuV) | Measure Level (dBuV/m) | Margin (dB) | Limit (dBuV/m) | Detector Type |
|---|---|-----------------|---------------------|----------------------|------------------------|-------------|----------------|---------------|
| 1 | * | 20069.200 | 9.860 | 34.020 | 43.880 | -10.120 | 54.000 | AVERAGE |

Note:

1. All Readings below 1GHz are Quasi-Peak, above are performed with peak and/or average measurements as necessary.
2. " * ", means this data is the worst emission level.
3. Measurement Level = Reading Level + Correct Factor



| | |
|--|--|
| Engineer : Fred | |
| Site : EMC Lab AC 102 | Time : 2010/08/07 - 19:22 |
| Limit : FCC_15_03M_PK | Margin : 6 |
| EUT : 802.11n Wireless ADSL2+ 4-port Gateway | Probe : BBHA9170(18-26.5G) - HORIZONTAL |
| Power : AC 120V/60Hz | Note : Mode 1: Transmit by 802.11b (2462MHz) |



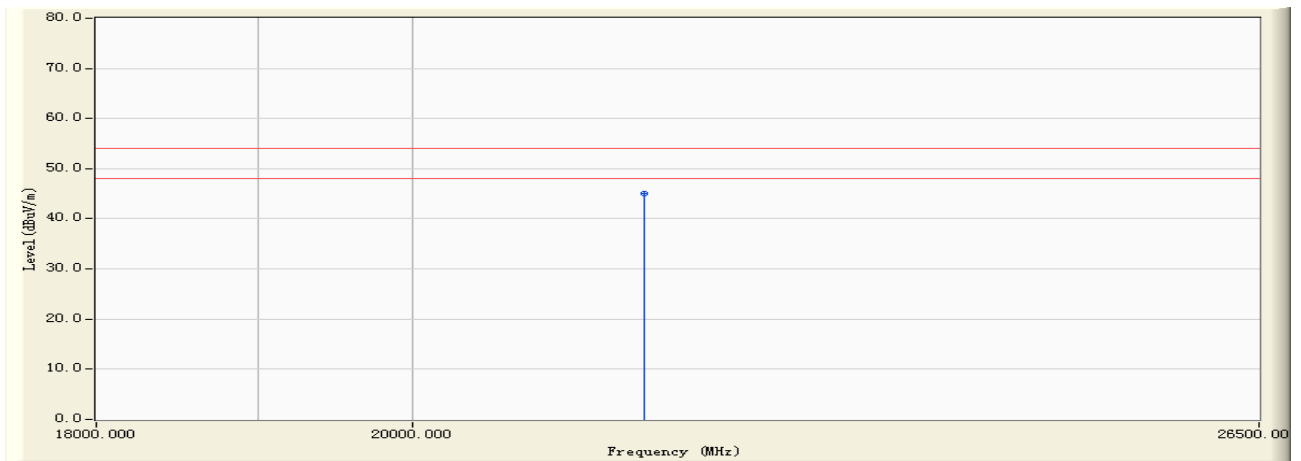
| | | Frequency (MHz) | Correct Factor (dB) | Reading Level (dBuV) | Measure Level (dBuV/m) | Margin (dB) | Limit (dBuV/m) | Detector Type |
|---|---|-----------------|---------------------|----------------------|------------------------|-------------|----------------|---------------|
| 1 | * | 21596.200 | 11.449 | 50.390 | 61.839 | -12.161 | 74.000 | PEAK |

Note:

1. All Readings below 1GHz are Quasi-Peak, above are performed with peak and/or average measurements as necessary.
2. " * ", means this data is the worst emission level.
3. Measurement Level = Reading Level + Correct Factor



| | |
|--|--|
| Engineer : Fred | |
| Site : EMC Lab AC 102 | Time : 2010/08/07 - 19:22 |
| Limit : FCC_15_03M_AV | Margin : 6 |
| EUT : 802.11n Wireless ADSL2+ 4-port Gateway | Probe : BBHA9170(18-26.5G) - HORIZONTAL |
| Power : AC 120V/60Hz | Note : Mode 1: Transmit by 802.11b (2462MHz) |



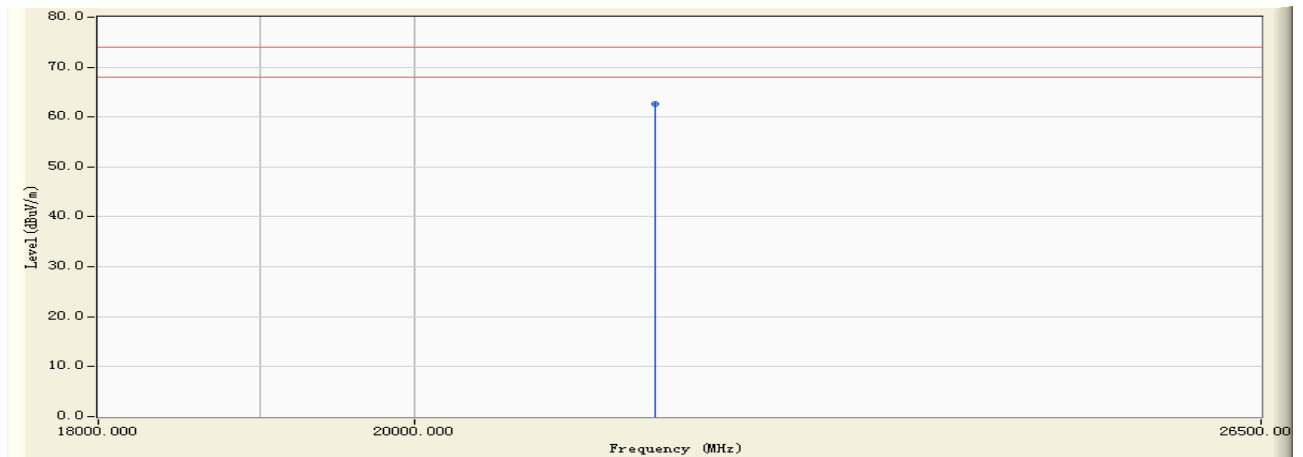
| | | Frequency (MHz) | Correct Factor (dB) | Reading Level (dBuV) | Measure Level (dBuV/m) | Margin (dB) | Limit (dBuV/m) | Detector Type |
|---|---|-----------------|---------------------|----------------------|------------------------|-------------|----------------|---------------|
| 1 | * | 21596.200 | 11.449 | 33.520 | 44.969 | -9.031 | 54.000 | AVERAGE |

Note:

1. All Readings below 1GHz are Quasi-Peak, above are performed with peak and/or average measurements as necessary.
2. " * ", means this data is the worst emission level.
3. Measurement Level = Reading Level + Correct Factor



| | |
|--|--|
| Engineer : Fred | |
| Site : EMC Lab AC 102 | Time : 2010/08/07 - 19:22 |
| Limit : FCC_15_03M_PK | Margin : 6 |
| EUT : 802.11n Wireless ADSL2+ 4-port Gateway | Probe : BBHA9170(18-26.5G) - VERTICAL |
| Power : AC 120V/60Hz | Note : Mode 1: Transmit by 802.11b (2462MHz) |



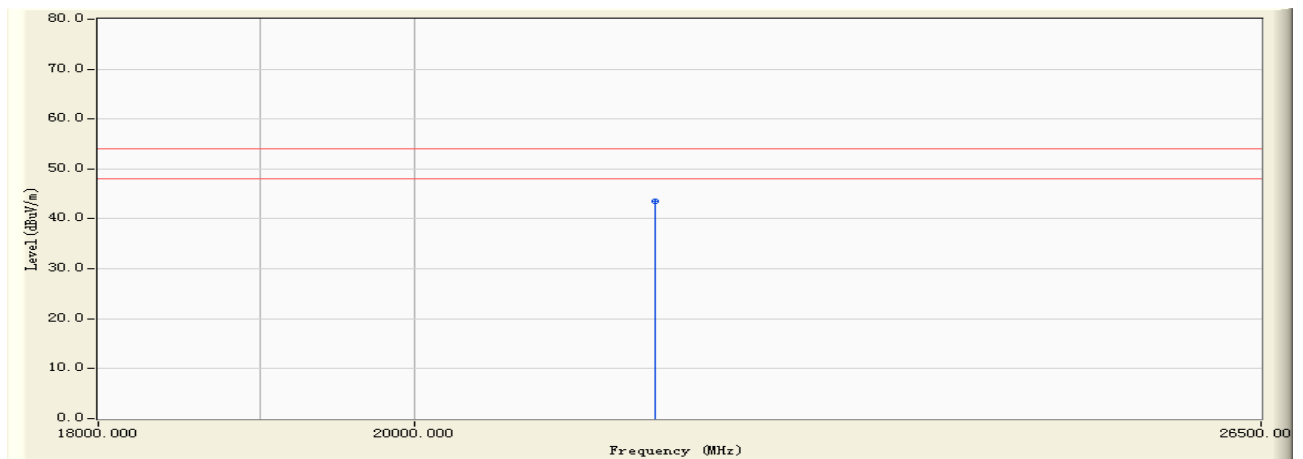
| | | Frequency (MHz) | Correct Factor (dB) | Reading Level (dBuV) | Measure Level (dBuV/m) | Margin (dB) | Limit (dBuV/m) | Detector Type |
|---|---|-----------------|---------------------|----------------------|------------------------|-------------|----------------|---------------|
| 1 | * | 21658.600 | 5.041 | 57.630 | 62.671 | -11.329 | 74.000 | PEAK |

Note:

1. All Readings below 1GHz are Quasi-Peak, above are performed with peak and/or average measurements as necessary.
2. " * ", means this data is the worst emission level.
3. Measurement Level = Reading Level + Correct Factor



| | |
|--|--|
| Engineer : Fred | |
| Site : EMC Lab AC 102 | Time : 2010/08/07 - 19:22 |
| Limit : FCC_15_03M_AV | Margin : 6 |
| EUT : 802.11n Wireless ADSL2+ 4-port Gateway | Probe : BBHA9170(18-26.5G) - VERTICAL |
| Power : AC 120V/60Hz | Note : Mode 1: Transmit by 802.11b (2462MHz) |




| | | Frequency (MHz) | Correct Factor (dB) | Reading Level (dBuV) | Measure Level (dBuV/m) | Margin (dB) | Limit (dBuV/m) | Detector Type |
|---|---|-----------------|---------------------|----------------------|------------------------|-------------|----------------|---------------|
| 1 | * | 21658.600 | 5.041 | 38.540 | 43.581 | -10.419 | 54.000 | AVERAGE |

Note:

1. All Readings below 1GHz are Quasi-Peak, above are performed with peak and/or average measurements as necessary.
2. " * ", means this data is the worst emission level.
3. Measurement Level = Reading Level + Correct Factor



| | |
|--|--|
| Engineer : Fred | |
| Site : EMC Lab AC 102 | Time : 2010/08/07 - 19:32 |
| Limit : FCC_15_03M_PK | Margin : 6 |
| EUT : 802.11n Wireless ADSL2+ 4-port Gateway | Probe : BBHA9170(18-26.5G) - HORIZONTAL |
| Power : AC 120V/60Hz | Note : Mode 2: Transmit by 802.11g (2412MHz) |




| | | Frequency (MHz) | Correct Factor (dB) | Reading Level (dBuV) | Measure Level (dBuV/m) | Margin (dB) | Limit (dBuV/m) | Detector Type |
|---|---|-----------------|---------------------|----------------------|------------------------|-------------|----------------|---------------|
| 1 | * | 19025.347 | 9.866 | 50.170 | 60.036 | -13.964 | 74.000 | PEAK |

Note:

1. All Readings below 1GHz are Quasi-Peak, above are performed with peak and/or average measurements as necessary.
2. " * ", means this data is the worst emission level.
3. Measurement Level = Reading Level + Correct Factor



| | |
|--|--|
| Engineer : Fred | |
| Site : EMC Lab AC 102 | Time : 2010/08/07 - 19:32 |
| Limit : FCC_15_03M_AV | Margin : 6 |
| EUT : 802.11n Wireless ADSL2+ 4-port Gateway | Probe : BBHA9170(18-26.5G) - HORIZONTAL |
| Power : AC 120V/60Hz | Note : Mode 2: Transmit by 802.11g (2412MHz) |



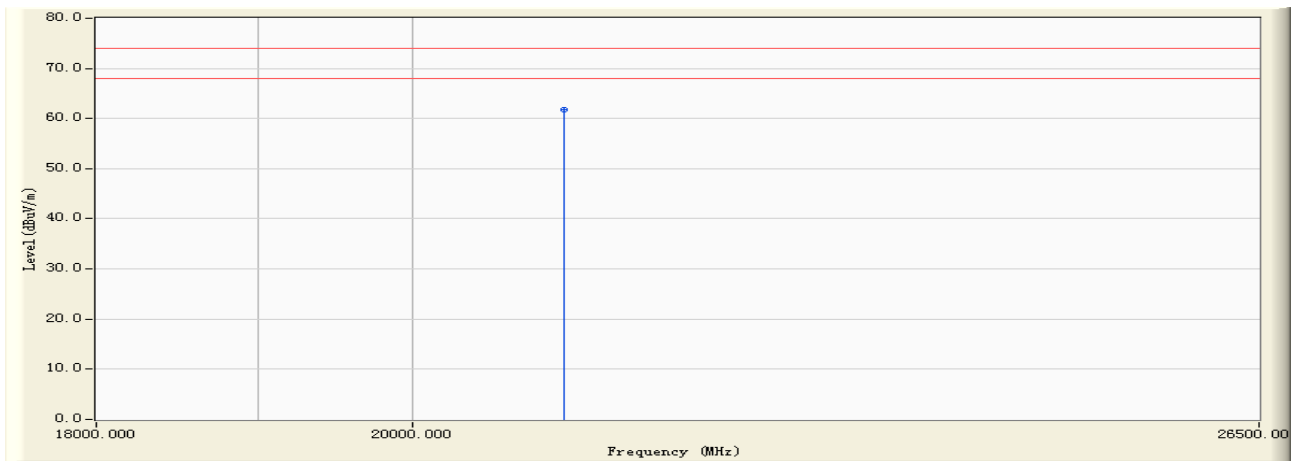
| | | Frequency (MHz) | Correct Factor (dB) | Reading Level (dBuV) | Measure Level (dBuV/m) | Margin (dB) | Limit (dBuV/m) | Detector Type |
|---|---|-----------------|---------------------|----------------------|------------------------|-------------|----------------|---------------|
| 1 | * | 19025.347 | 9.866 | 37.820 | 47.686 | -6.314 | 54.000 | AVERAGE |

Note:

1. All Readings below 1GHz are Quasi-Peak, above are performed with peak and/or average measurements as necessary.
2. " * ", means this data is the worst emission level.
3. Measurement Level = Reading Level + Correct Factor



| | |
|--|--|
| Engineer : Fred | |
| Site : EMC Lab AC 102 | Time : 2010/08/07 - 19:33 |
| Limit : FCC_15_03M_PK | Margin : 6 |
| EUT : 802.11n Wireless ADSL2+ 4-port Gateway | Probe : BBHA9170(18-26.5G) - VERTICAL |
| Power : AC 120V/60Hz | Note : Mode 2: Transmit by 802.11g (2412MHz) |



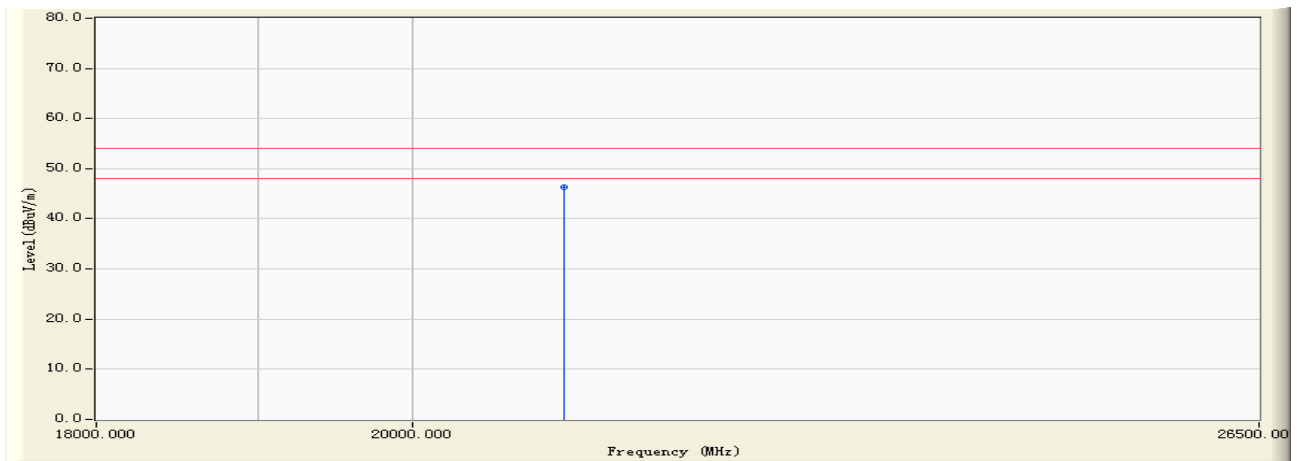
| | | Frequency (MHz) | Correct Factor (dB) | Reading Level (dBuV) | Measure Level (dBuV/m) | Margin (dB) | Limit (dBuV/m) | Detector Type |
|---|---|-----------------|---------------------|----------------------|------------------------|-------------|----------------|---------------|
| 1 | * | 21034.820 | 10.375 | 51.423 | 61.798 | -12.202 | 74.000 | PEAK |

Note:

1. All Readings below 1GHz are Quasi-Peak, above are performed with peak and/or average measurements as necessary.
2. " * ", means this data is the worst emission level.
3. Measurement Level = Reading Level + Correct Factor



| | |
|--|--|
| Engineer : Fred | |
| Site : EMC Lab AC 102 | Time : 2010/08/07 - 19:33 |
| Limit : FCC_15_03M_AV | Margin : 6 |
| EUT : 802.11n Wireless ADSL2+ 4-port Gateway | Probe : BBHA9170(18-26.5G) - VERTICAL |
| Power : AC 120V/60Hz | Note : Mode 2: Transmit by 802.11g (2412MHz) |



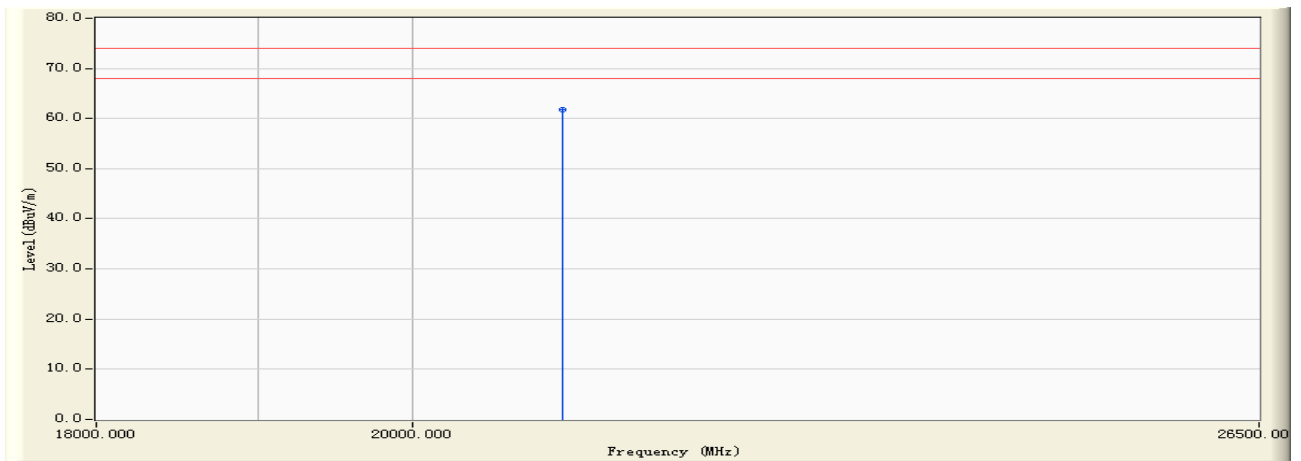
| | | Frequency (MHz) | Correct Factor (dB) | Reading Level (dBuV) | Measure Level (dBuV/m) | Margin (dB) | Limit (dBuV/m) | Detector Type |
|---|---|-----------------|---------------------|----------------------|------------------------|-------------|----------------|---------------|
| 1 | * | 21034.820 | 10.375 | 35.920 | 46.295 | -7.705 | 54.000 | AVERAGE |

Note:

1. All Readings below 1GHz are Quasi-Peak, above are performed with peak and/or average measurements as necessary.
2. " * ", means this data is the worst emission level.
3. Measurement Level = Reading Level + Correct Factor



| | |
|--|--|
| Engineer : Fred | |
| Site : EMC Lab AC 102 | Time : 2010/08/07 - 19:37 |
| Limit : FCC_15_03M_PK | Margin : 6 |
| EUT : 802.11n Wireless ADSL2+ 4-port Gateway | Probe : BBHA9170(18-26.5G) - HORIZONTAL |
| Power : AC 120V/60Hz | Note : Mode 2: Transmit by 802.11g (2437MHz) |



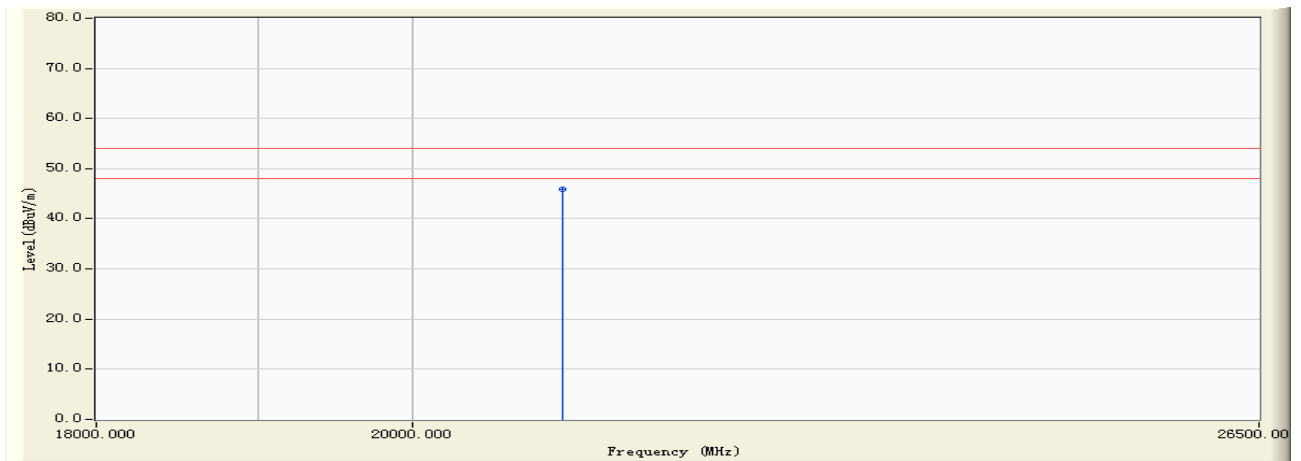
| | | Frequency (MHz) | Correct Factor (dB) | Reading Level (dBuV) | Measure Level (dBuV/m) | Margin (dB) | Limit (dBuV/m) | Detector Type |
|---|---|-----------------|---------------------|----------------------|------------------------|-------------|----------------|---------------|
| 1 | * | 21022.400 | 10.349 | 51.520 | 61.869 | -12.131 | 74.000 | PEAK |

Note:

1. All Readings below 1GHz are Quasi-Peak, above are performed with peak and/or average measurements as necessary.
2. " * ", means this data is the worst emission level.
3. Measurement Level = Reading Level + Correct Factor



| | |
|--|--|
| Engineer : Fred | |
| Site : EMC Lab AC 102 | Time : 2010/08/07 - 19:37 |
| Limit : FCC_15_03M_AV | Margin : 6 |
| EUT : 802.11n Wireless ADSL2+ 4-port Gateway | Probe : BBHA9170(18-26.5G) - HORIZONTAL |
| Power : AC 120V/60Hz | Note : Mode 2: Transmit by 802.11g (2437MHz) |




| | | Frequency (MHz) | Correct Factor (dB) | Reading Level (dBuV) | Measure Level (dBuV/m) | Margin (dB) | Limit (dBuV/m) | Detector Type |
|---|---|-----------------|---------------------|----------------------|------------------------|-------------|----------------|---------------|
| 1 | * | 21022.400 | 10.349 | 35.480 | 45.829 | -8.171 | 54.000 | AVERAGE |

Note:

1. All Readings below 1GHz are Quasi-Peak, above are performed with peak and/or average measurements as necessary.
2. " * ", means this data is the worst emission level.
3. Measurement Level = Reading Level + Correct Factor



| | |
|--|--|
| Engineer : Fred | |
| Site : EMC Lab AC 102 | Time : 2010/08/07 - 19:38 |
| Limit : FCC_15_03M_PK | Margin : 6 |
| EUT : 802.11n Wireless ADSL2+ 4-port Gateway | Probe : BBHA9170(18-26.5G) - VERTICAL |
| Power : AC 120V/60Hz | Note : Mode 2: Transmit by 802.11g (2437MHz) |




| | | Frequency (MHz) | Correct Factor (dB) | Reading Level (dBuV) | Measure Level (dBuV/m) | Margin (dB) | Limit (dBuV/m) | Detector Type |
|---|---|-----------------|---------------------|----------------------|------------------------|-------------|----------------|---------------|
| 1 | * | 19620.400 | 9.950 | 51.423 | 61.373 | -12.627 | 74.000 | PEAK |

Note:

1. All Readings below 1GHz are Quasi-Peak, above are performed with peak and/or average measurements as necessary.
2. " * ", means this data is the worst emission level.
3. Measurement Level = Reading Level + Correct Factor



| | |
|--|--|
| Engineer : Fred | |
| Site : EMC Lab AC 102 | Time : 2010/08/07 - 19:38 |
| Limit : FCC_15_03M_AV | Margin : 6 |
| EUT : 802.11n Wireless ADSL2+ 4-port Gateway | Probe : BBHA9170(18-26.5G) - VERTICAL |
| Power : AC 120V/60Hz | Note : Mode 2: Transmit by 802.11g (2437MHz) |



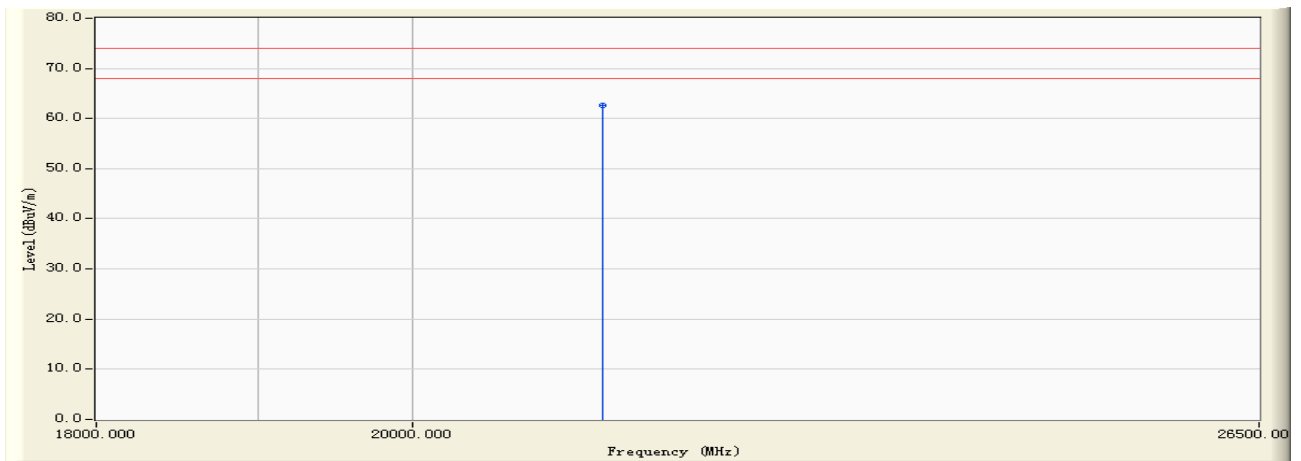
| | | Frequency (MHz) | Correct Factor (dB) | Reading Level (dBuV) | Measure Level (dBuV/m) | Margin (dB) | Limit (dBuV/m) | Detector Type |
|---|---|-----------------|---------------------|----------------------|------------------------|-------------|----------------|---------------|
| 1 | * | 19620.400 | 9.950 | 25.880 | 35.830 | -18.170 | 54.000 | AVERAGE |

Note:

1. All Readings below 1GHz are Quasi-Peak, above are performed with peak and/or average measurements as necessary.
2. " * ", means this data is the worst emission level.
3. Measurement Level = Reading Level + Correct Factor



| | |
|--|--|
| Engineer : Fred | |
| Site : EMC Lab AC 102 | Time : 2010/08/07 - 19:39 |
| Limit : FCC_15_03M_PK | Margin : 6 |
| EUT : 802.11n Wireless ADSL2+ 4-port Gateway | Probe : BBHA9170(18-26.5G) - HORIZONTAL |
| Power : AC 120V/60Hz | Note : Mode 3: Transmit by 802.11g (2462MHz) |



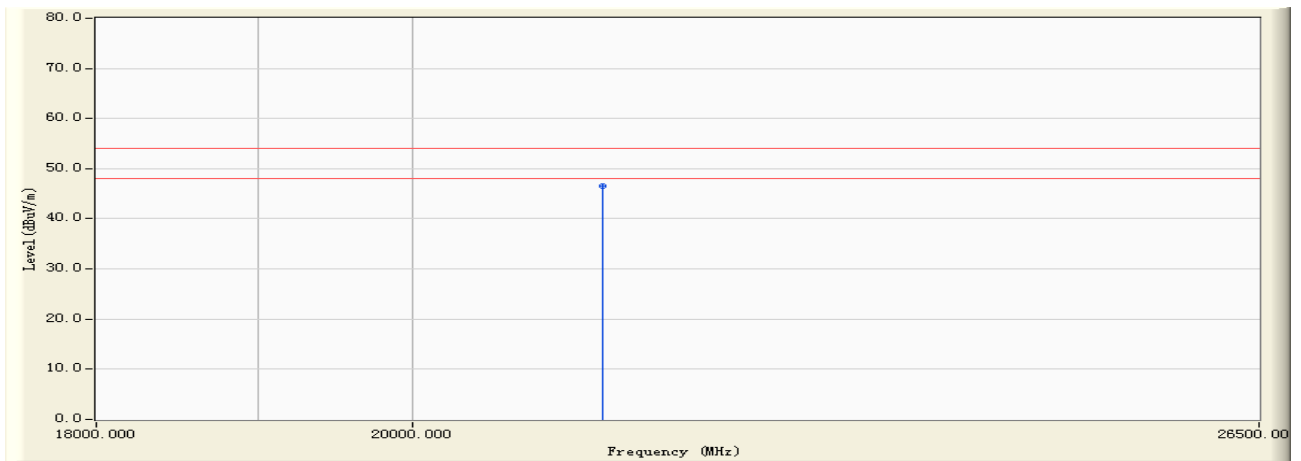
| | | Frequency (MHz) | Correct Factor (dB) | Reading Level (dBuV) | Measure Level (dBuV/m) | Margin (dB) | Limit (dBuV/m) | Detector Type |
|---|---|-----------------|---------------------|----------------------|------------------------|-------------|----------------|---------------|
| 1 | * | 21305.542 | 10.890 | 51.840 | 62.729 | -11.271 | 74.000 | PEAK |

Note:

1. All Readings below 1GHz are Quasi-Peak, above are performed with peak and/or average measurements as necessary.
2. " * ", means this data is the worst emission level.
3. Measurement Level = Reading Level + Correct Factor



| | |
|--|--|
| Engineer : Fred | |
| Site : EMC Lab AC 102 | Time : 2010/08/07 - 19:39 |
| Limit : FCC_15_03M_AV | Margin : 6 |
| EUT : 802.11n Wireless ADSL2+ 4-port Gateway | Probe : BBHA9170(18-26.5G) - HORIZONTAL |
| Power : AC 120V/60Hz | Note : Mode 3: Transmit by 802.11g (2462MHz) |



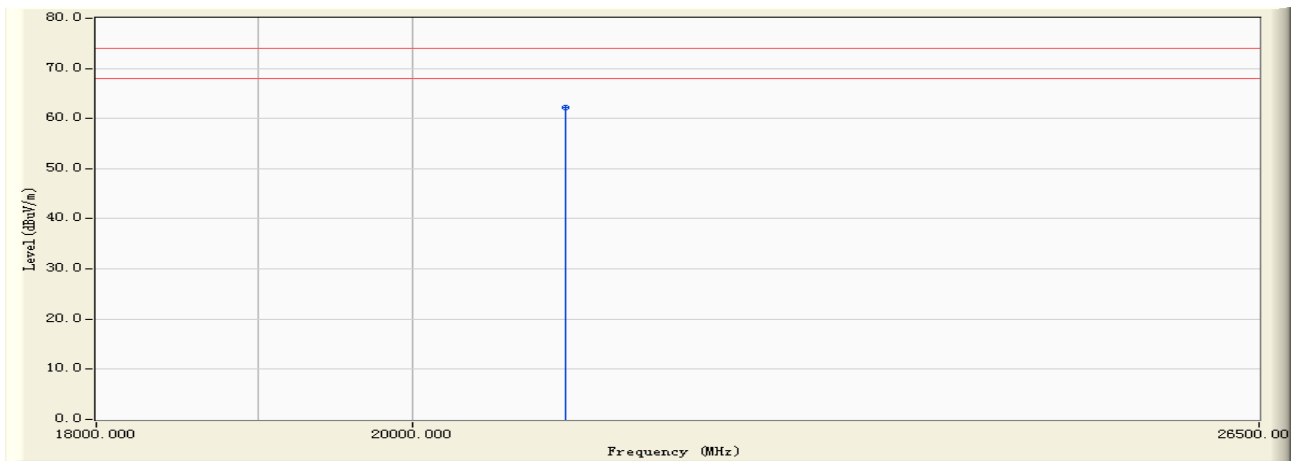
| | | Frequency (MHz) | Correct Factor (dB) | Reading Level (dBuV) | Measure Level (dBuV/m) | Margin (dB) | Limit (dBuV/m) | Detector Type |
|---|---|-----------------|---------------------|----------------------|------------------------|-------------|----------------|---------------|
| 1 | * | 21305.542 | 10.890 | 35.612 | 46.501 | -7.499 | 54.000 | AVERAGE |

Note:

1. All Readings below 1GHz are Quasi-Peak, above are performed with peak and/or average measurements as necessary.
2. " * ", means this data is the worst emission level.
3. Measurement Level = Reading Level + Correct Factor



| | |
|--|--|
| Engineer : Fred | |
| Site : EMC Lab AC 102 | Time : 2010/08/07 - 19:43 |
| Limit : FCC_15_03M_PK | Margin : 6 |
| EUT : 802.11n Wireless ADSL2+ 4-port Gateway | Probe : BBHA9170(18-26.5G) - VERTICAL |
| Power : AC 120V/60Hz | Note : Mode 3: Transmit by 802.11g (2462MHz) |



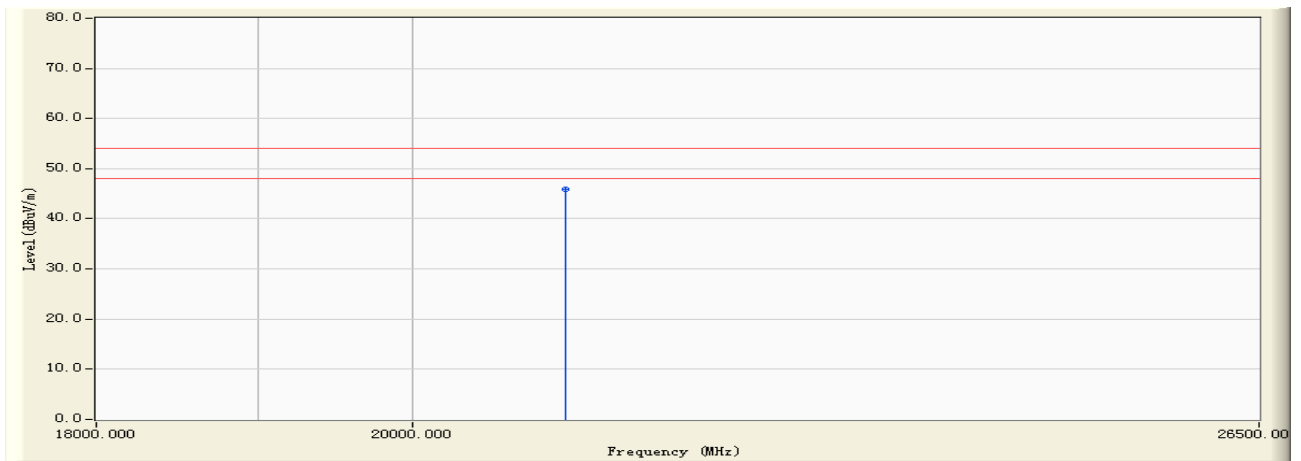
| | | Frequency (MHz) | Correct Factor (dB) | Reading Level (dBuV) | Measure Level (dBuV/m) | Margin (dB) | Limit (dBuV/m) | Detector Type |
|---|---|-----------------|---------------------|----------------------|------------------------|-------------|----------------|---------------|
| 1 | * | 21035.890 | 10.377 | 51.820 | 62.197 | -11.803 | 74.000 | PEAK |

Note:

1. All Readings below 1GHz are Quasi-Peak, above are performed with peak and/or average measurements as necessary.
2. " * ", means this data is the worst emission level.
3. Measurement Level = Reading Level + Correct Factor



| | |
|--|--|
| Engineer : Fred | |
| Site : EMC Lab AC 102 | Time : 2010/08/07 - 19:43 |
| Limit : FCC_15_03M_AV | Margin : 6 |
| EUT : 802.11n Wireless ADSL2+ 4-port Gateway | Probe : BBHA9170(18-26.5G) - VERTICAL |
| Power : AC 120V/60Hz | Note : Mode 3: Transmit by 802.11g (2462MHz) |



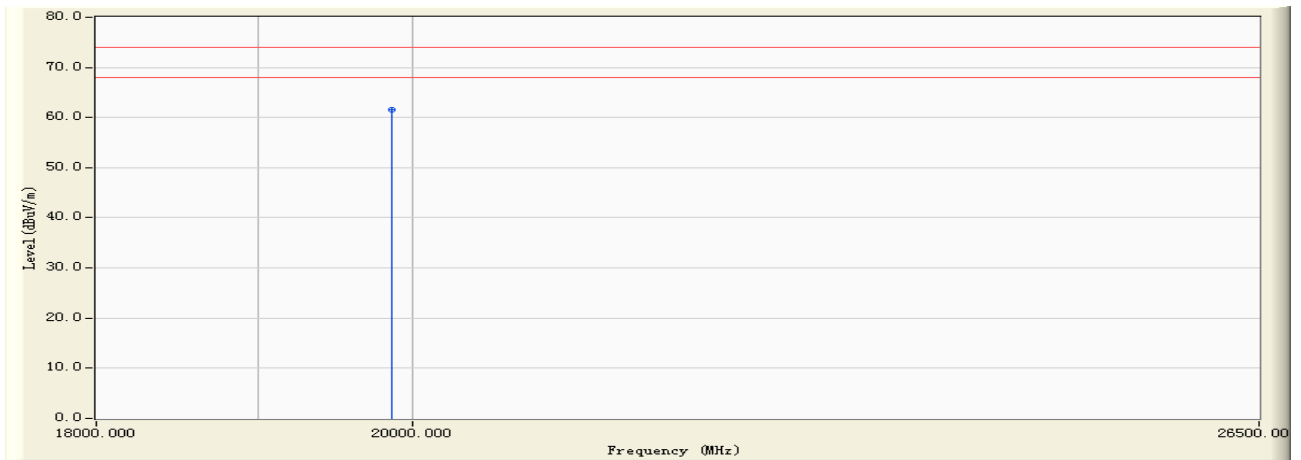
| | | Frequency (MHz) | Correct Factor (dB) | Reading Level (dBuV) | Measure Level (dBuV/m) | Margin (dB) | Limit (dBuV/m) | Detector Type |
|---|---|-----------------|---------------------|----------------------|------------------------|-------------|----------------|---------------|
| 1 | * | 21035.890 | 10.377 | 35.420 | 45.797 | -8.203 | 54.000 | AVERAGE |

Note:

1. All Readings below 1GHz are Quasi-Peak, above are performed with peak and/or average measurements as necessary.
2. " * ", means this data is the worst emission level.
3. Measurement Level = Reading Level + Correct Factor



| | |
|--|--|
| Engineer : Fred | |
| Site : EMC Lab AC 102 | Time : 2010/08/07 - 19:46 |
| Limit : FCC_15_03M_PK | Margin : 6 |
| EUT : 802.11n Wireless ADSL2+ 4-port Gateway | Probe : BBHA9170(18-26.5G) - HORIZONTAL |
| Power : AC 120V/60Hz | Note : Mode 3: Transmit by 802.11n(20MHz) (2412MHz) |



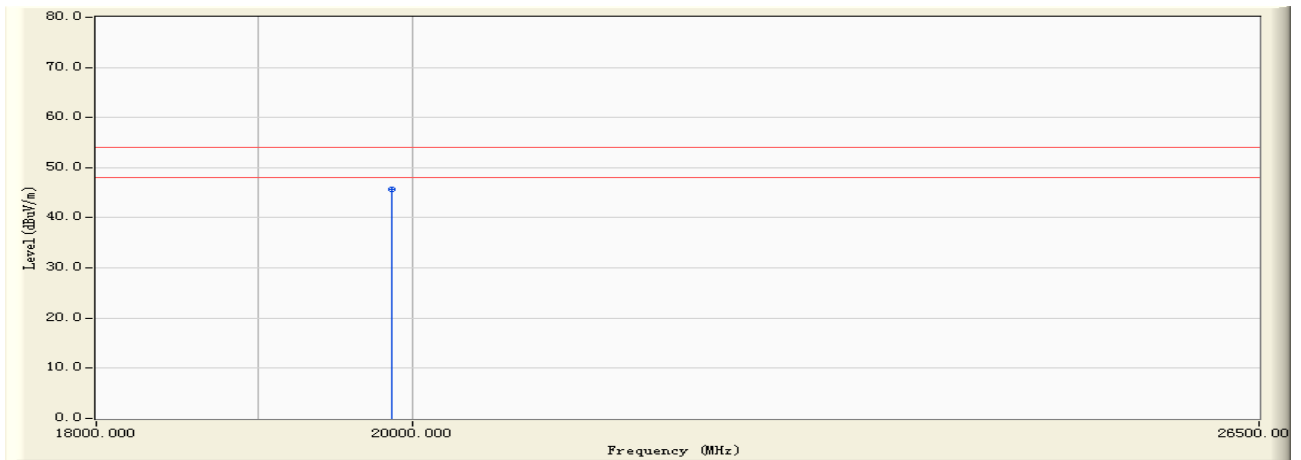
| | | Frequency (MHz) | Correct Factor (dB) | Reading Level (dBuV) | Measure Level (dBuV/m) | Margin (dB) | Limit (dBuV/m) | Detector Type |
|---|---|--------------------|------------------------|-------------------------|---------------------------|----------------|-------------------|------------------|
| 1 | * | 19863.250 | 9.930 | 51.546 | 61.476 | -12.524 | 74.000 | PEAK |

Note:

1. All Readings below 1GHz are Quasi-Peak, above are performed with peak and/or average measurements as necessary.
2. " * ", means this data is the worst emission level.
3. Measurement Level = Reading Level + Correct Factor



| | |
|--|--|
| Engineer : Fred | |
| Site : EMC Lab AC 102 | Time : 2010/08/07 - 19:46 |
| Limit : FCC_15_03M_AV | Margin : 6 |
| EUT : 802.11n Wireless ADSL2+ 4-port Gateway | Probe : BBHA9170(18-26.5G) - HORIZONTAL |
| Power : AC 120V/60Hz | Note : Mode 3: Transmit by 802.11n(20MHz) (2412MHz) |



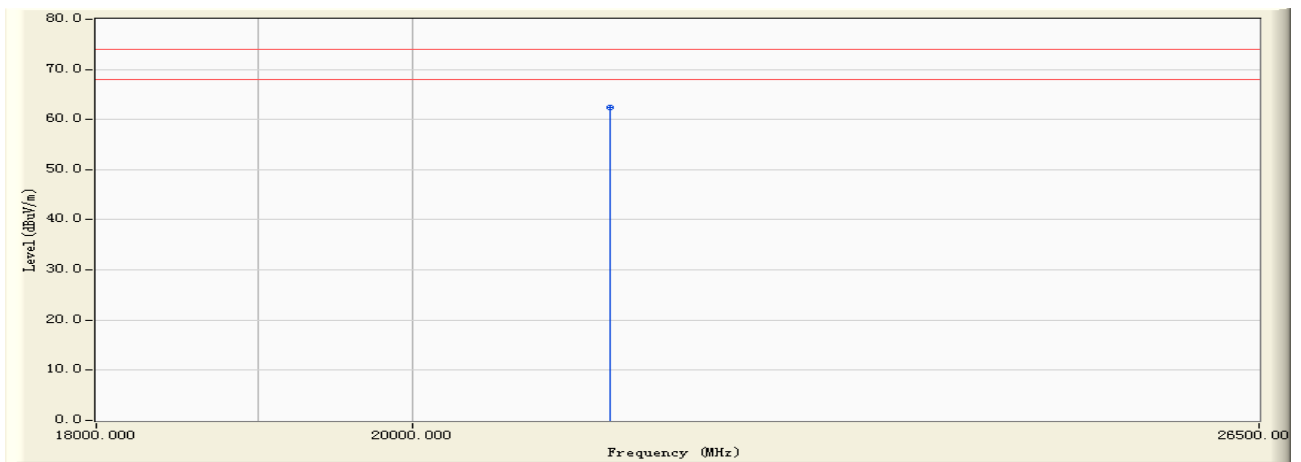
| | | Frequency (MHz) | Correct Factor (dB) | Reading Level (dBuV) | Measure Level (dBuV/m) | Margin (dB) | Limit (dBuV/m) | Detector Type |
|---|---|--------------------|------------------------|-------------------------|---------------------------|----------------|-------------------|------------------|
| 1 | * | 19863.250 | 9.930 | 35.821 | 45.751 | -8.249 | 54.000 | AVERAGE |

Note:

1. All Readings below 1GHz are Quasi-Peak, above are performed with peak and/or average measurements as necessary.
2. " * ", means this data is the worst emission level.
3. Measurement Level = Reading Level + Correct Factor



| | |
|--|--|
| Engineer : Fred | |
| Site : EMC Lab AC 102 | Time : 2010/08/07 - 19:47 |
| Limit : FCC_15_03M_PK | Margin : 6 |
| EUT : 802.11n Wireless ADSL2+ 4-port Gateway | Probe : BBHA9170(18-26.5G) - VERTICAL |
| Power : AC 120V/60Hz | Note : Mode 3: Transmit by 802.11n(20MHz) (2412MHz) |



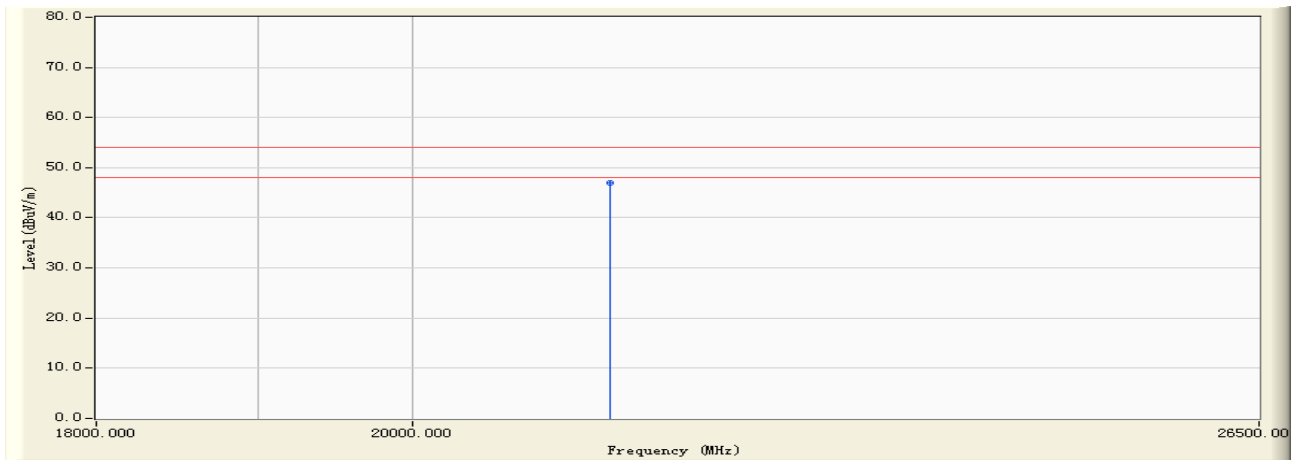
| | | Frequency (MHz) | Correct Factor (dB) | Reading Level (dBuV) | Measure Level (dBuV/m) | Margin (dB) | Limit (dBuV/m) | Detector Type |
|---|---|-----------------|---------------------|----------------------|------------------------|-------------|----------------|---------------|
| 1 | * | 21356.810 | 10.993 | 51.357 | 62.350 | -11.650 | 74.000 | PEAK |

Note:

1. All Readings below 1GHz are Quasi-Peak, above are performed with peak and/or average measurements as necessary.
2. " * ", means this data is the worst emission level.
3. Measurement Level = Reading Level + Correct Factor



| | |
|--|--|
| Engineer : Fred | |
| Site : EMC Lab AC 102 | Time : 2010/08/07 - 19:47 |
| Limit : FCC_15_03M_AV | Margin : 6 |
| EUT : 802.11n Wireless ADSL2+ 4-port Gateway | Probe : BBHA9170(18-26.5G) - VERTICAL |
| Power : AC 120V/60Hz | Note : Mode 3: Transmit by 802.11n(20MHz) (2412MHz) |



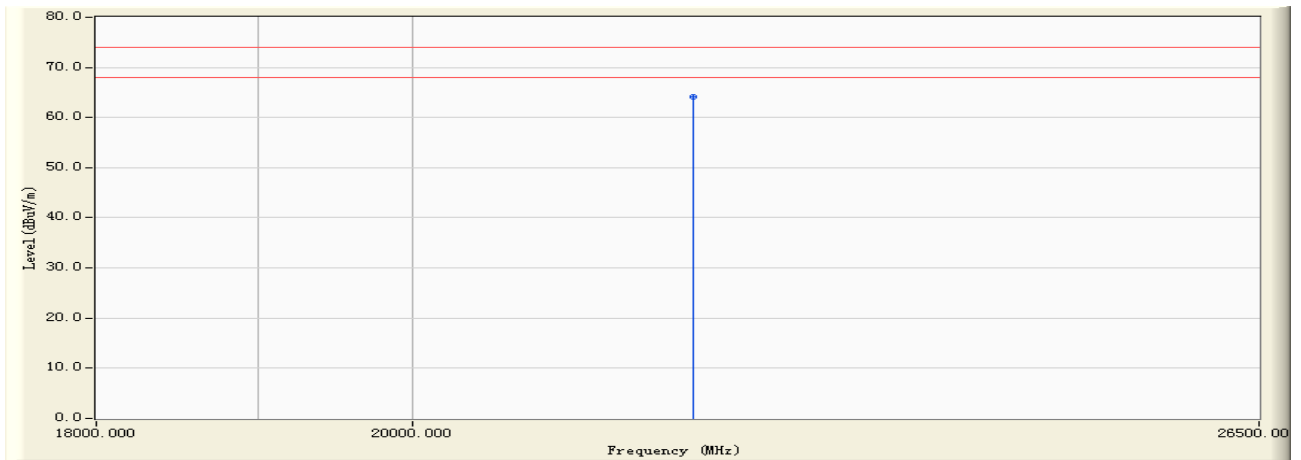
| | | Frequency (MHz) | Correct Factor (dB) | Reading Level (dBuV) | Measure Level (dBuV/m) | Margin (dB) | Limit (dBuV/m) | Detector Type |
|---|---|-----------------|---------------------|----------------------|------------------------|-------------|----------------|---------------|
| 1 | * | 21356.810 | 10.993 | 35.920 | 46.913 | -7.087 | 54.000 | AVERAGE |

Note:

1. All Readings below 1GHz are Quasi-Peak, above are performed with peak and/or average measurements as necessary.
2. " * ", means this data is the worst emission level.
3. Measurement Level = Reading Level + Correct Factor



| | |
|--|--|
| Engineer : Fred | |
| Site : EMC Lab AC 102 | Time : 2010/08/07 - 19:48 |
| Limit : FCC_15_03M_PK | Margin : 6 |
| EUT : 802.11n Wireless ADSL2+ 4-port Gateway | Probe : BBHA9170(18-26.5G) - HORIZONTAL |
| Power : AC 120V/60Hz | Note : Mode 3: Transmit by 802.11n(20MHz) (2437MHz) |



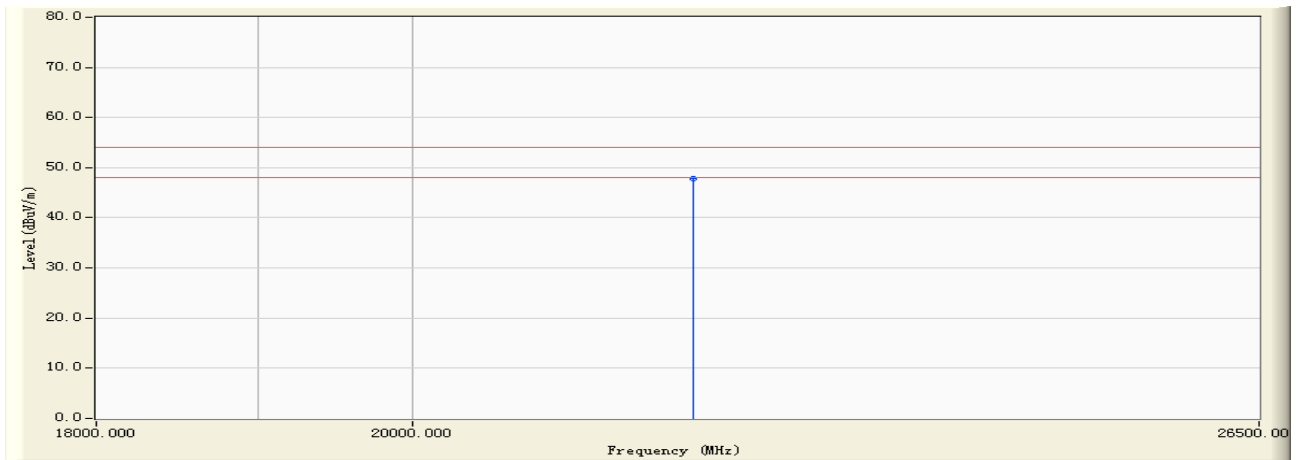
| | | Frequency (MHz) | Correct Factor (dB) | Reading Level (dBuV) | Measure Level (dBuV/m) | Margin (dB) | Limit (dBuV/m) | Detector Type |
|---|---|--------------------|------------------------|-------------------------|---------------------------|----------------|-------------------|------------------|
| 1 | * | 21953.810 | 12.186 | 52.040 | 64.226 | -9.774 | 74.000 | PEAK |

Note:

1. All Readings below 1GHz are Quasi-Peak, above are performed with peak and/or average measurements as necessary.
2. " * ", means this data is the worst emission level.
3. Measurement Level = Reading Level + Correct Factor



| | |
|--|--|
| Engineer : Fred | |
| Site : EMC Lab AC 102 | Time : 2010/08/07 - 19:48 |
| Limit : FCC_15_03M_AV | Margin : 6 |
| EUT : 802.11n Wireless ADSL2+ 4-port Gateway | Probe : BBHA9170(18-26.5G) - HORIZONTAL |
| Power : AC 120V/60Hz | Note : Mode 3: Transmit by 802.11n(20MHz) (2437MHz) |



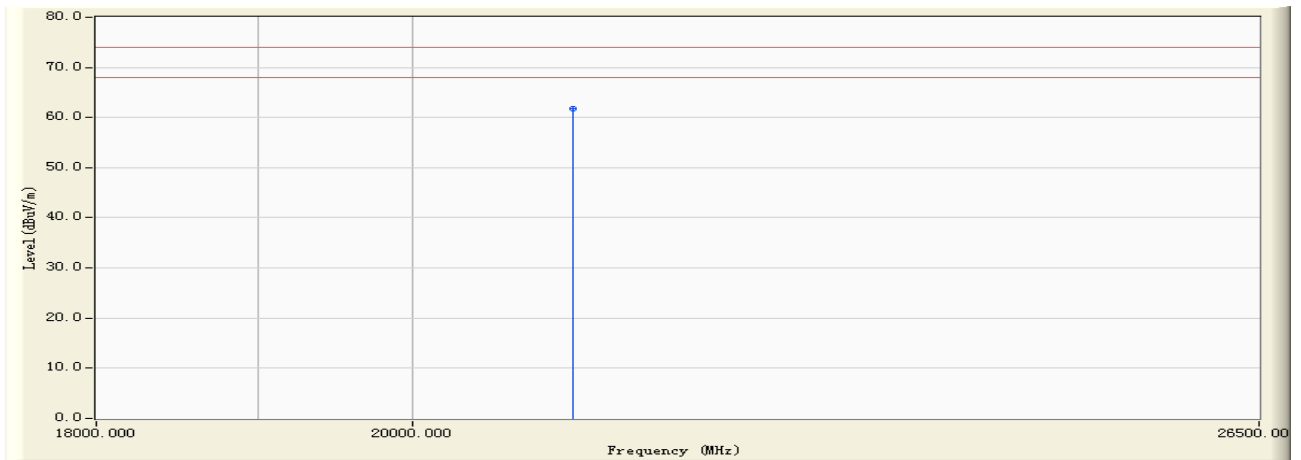
| | | Frequency (MHz) | Correct Factor (dB) | Reading Level (dBuV) | Measure Level (dBuV/m) | Margin (dB) | Limit (dBuV/m) | Detector Type |
|---|---|--------------------|------------------------|-------------------------|---------------------------|----------------|-------------------|------------------|
| 1 | * | 21953.810 | 12.186 | 35.680 | 47.866 | -6.134 | 54.000 | AVERAGE |

Note:

1. All Readings below 1GHz are Quasi-Peak, above are performed with peak and/or average measurements as necessary.
2. " * ", means this data is the worst emission level.
3. Measurement Level = Reading Level + Correct Factor



| | |
|--|--|
| Engineer : Fred | |
| Site : EMC Lab AC 102 | Time : 2010/08/07 - 19:50 |
| Limit : FCC_15_03M_PK | Margin : 6 |
| EUT : 802.11n Wireless ADSL2+ 4-port Gateway | Probe : BBHA9170(18-26.5G) - VERTICAL |
| Power : AC 120V/60Hz | Note : Mode 3: Transmit by 802.11n(20MHz) (2437MHz) |



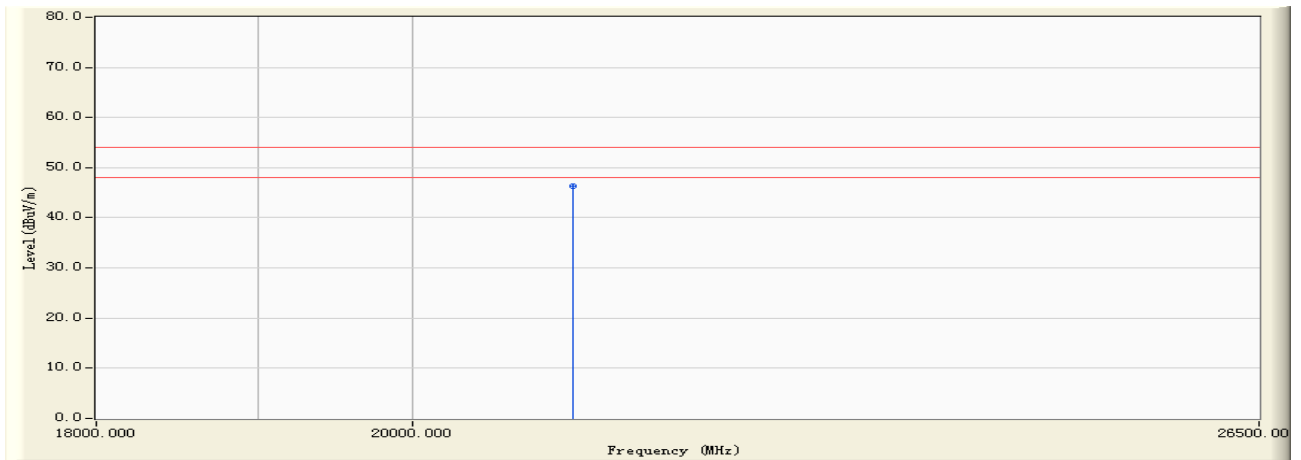
| | | Frequency (MHz) | Correct Factor (dB) | Reading Level (dBuV) | Measure Level (dBuV/m) | Margin (dB) | Limit (dBuV/m) | Detector Type |
|---|---|-----------------|---------------------|----------------------|------------------------|-------------|----------------|---------------|
| 1 | * | 21089.450 | 10.474 | 51.250 | 61.724 | -12.276 | 74.000 | PEAK |

Note:

1. All Readings below 1GHz are Quasi-Peak, above are performed with peak and/or average measurements as necessary.
2. " * ", means this data is the worst emission level.
3. Measurement Level = Reading Level + Correct Factor



| | |
|--|--|
| Engineer : Fred | |
| Site : EMC Lab AC 102 | Time : 2010/08/07 - 19:50 |
| Limit : FCC_15_03M_AV | Margin : 6 |
| EUT : 802.11n Wireless ADSL2+ 4-port Gateway | Probe : BBHA9170(18-26.5G) - VERTICAL |
| Power : AC 120V/60Hz | Note : Mode 3: Transmit by 802.11n(20MHz) (2437MHz) |



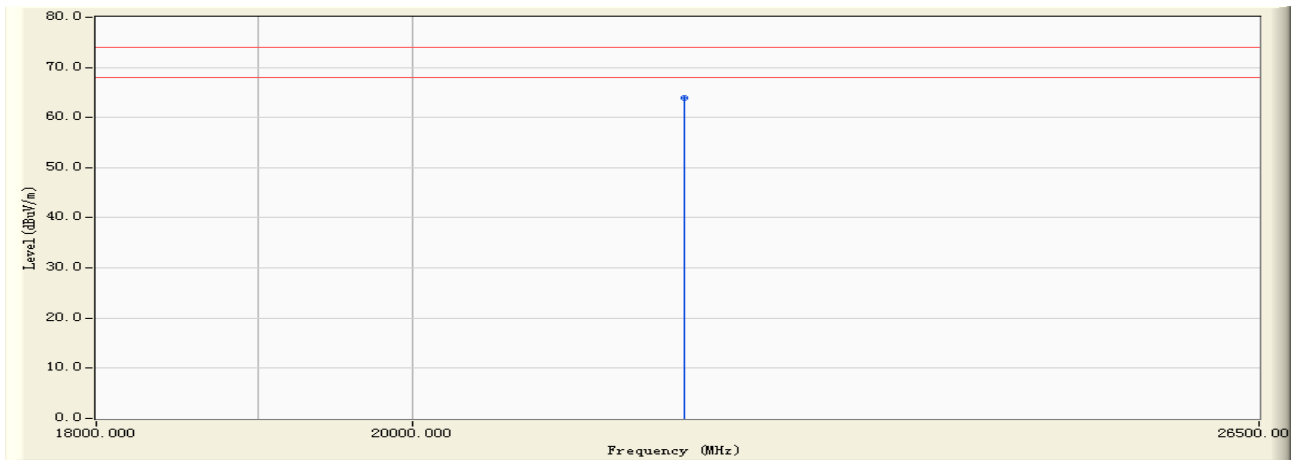
| | | Frequency (MHz) | Correct Factor (dB) | Reading Level (dBuV) | Measure Level (dBuV/m) | Margin (dB) | Limit (dBuV/m) | Detector Type |
|---|---|-----------------|---------------------|----------------------|------------------------|-------------|----------------|---------------|
| 1 | * | 21089.450 | 10.474 | 35.890 | 46.364 | -7.636 | 54.000 | AVERAGE |

Note:

1. All Readings below 1GHz are Quasi-Peak, above are performed with peak and/or average measurements as necessary.
2. " * ", means this data is the worst emission level.
3. Measurement Level = Reading Level + Correct Factor



| | |
|--|--|
| Engineer : Fred | |
| Site : EMC Lab AC 102 | Time : 2010/08/07 - 19:51 |
| Limit : FCC_15_03M_PK | Margin : 6 |
| EUT : 802.11n Wireless ADSL2+ 4-port Gateway | Probe : BBHA9170(18-26.5G) - HORIZONTAL |
| Power : AC 120V/60Hz | Note : Mode 3: Transmit by 802.11n(20MHz) (2462MHz) |



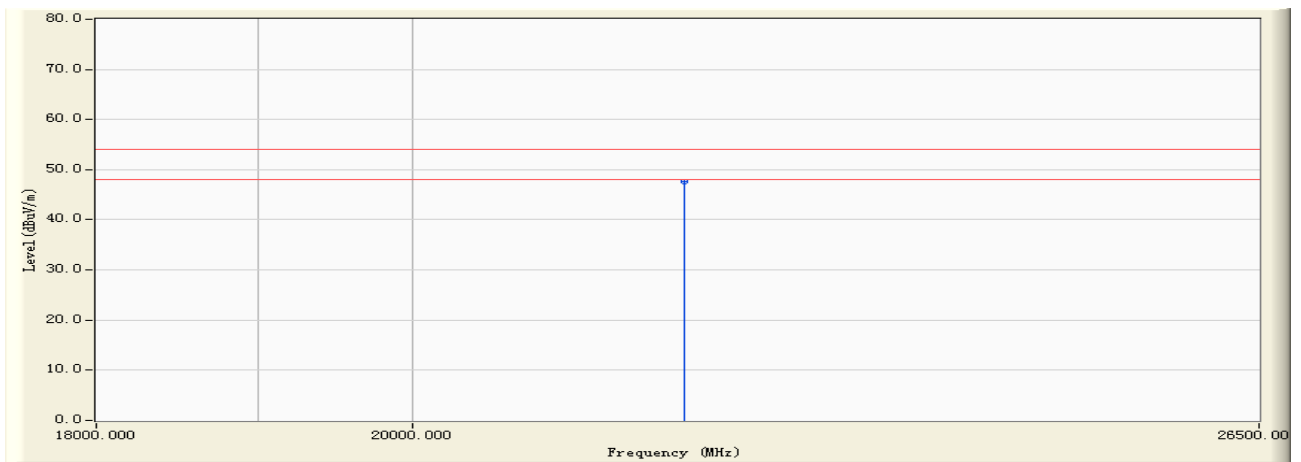
| | | Frequency (MHz) | Correct Factor (dB) | Reading Level (dBuV) | Measure Level (dBuV/m) | Margin (dB) | Limit (dBuV/m) | Detector Type |
|---|---|-----------------|---------------------|----------------------|------------------------|-------------|----------------|---------------|
| 1 | * | 21893.510 | 12.036 | 51.843 | 63.880 | -10.120 | 74.000 | PEAK |

Note:

1. All Readings below 1GHz are Quasi-Peak, above are performed with peak and/or average measurements as necessary.
2. " * ", means this data is the worst emission level.
3. Measurement Level = Reading Level + Correct Factor



| | |
|--|--|
| Engineer : Fred | |
| Site : EMC Lab AC 102 | Time : 2010/08/07 - 19:51 |
| Limit : FCC_15_03M_AV | Margin : 6 |
| EUT : 802.11n Wireless ADSL2+ 4-port Gateway | Probe : BBHA9170(18-26.5G) - HORIZONTAL |
| Power : AC 120V/60Hz | Note : Mode 3: Transmit by 802.11n(20MHz) (2462MHz) |



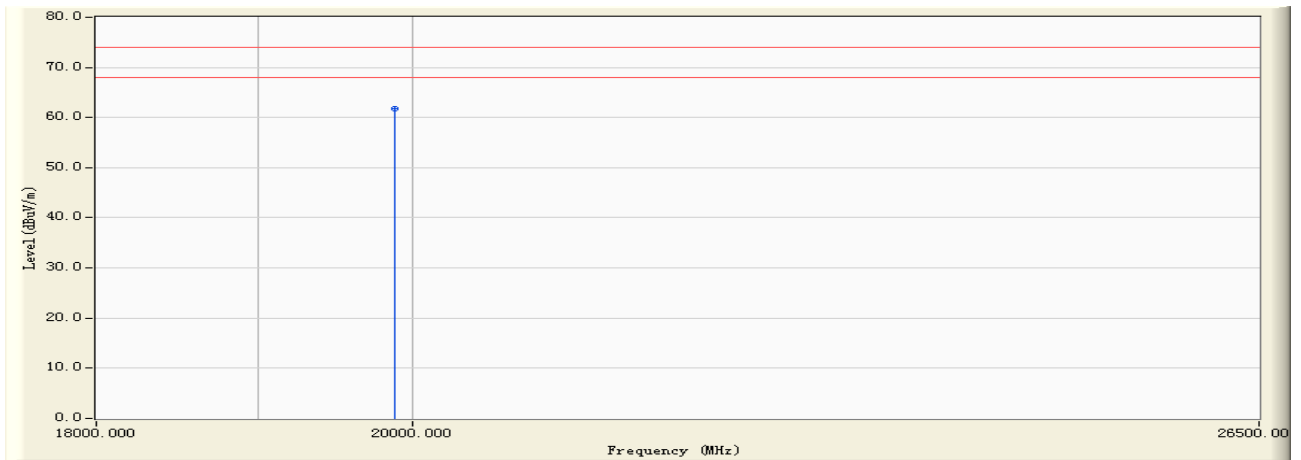
| | | Frequency (MHz) | Correct Factor (dB) | Reading Level (dBuV) | Measure Level (dBuV/m) | Margin (dB) | Limit (dBuV/m) | Detector Type |
|---|---|-----------------|---------------------|----------------------|------------------------|-------------|----------------|---------------|
| 1 | * | 21893.510 | 12.036 | 35.610 | 47.646 | -6.354 | 54.000 | AVERAGE |

Note:

1. All Readings below 1GHz are Quasi-Peak, above are performed with peak and/or average measurements as necessary.
2. " * ", means this data is the worst emission level.
3. Measurement Level = Reading Level + Correct Factor



| | |
|--|--|
| Engineer : Fred | |
| Site : EMC Lab AC 102 | Time : 2010/08/07 - 20:03 |
| Limit : FCC_15_03M_PK | Margin : 6 |
| EUT : 802.11n Wireless ADSL2+ 4-port Gateway | Probe : BBHA9170(18-26.5G) - VERTICAL |
| Power : AC 120V/60Hz | Note : Mode 3: Transmit by 802.11n(20MHz) (2462MHz) |



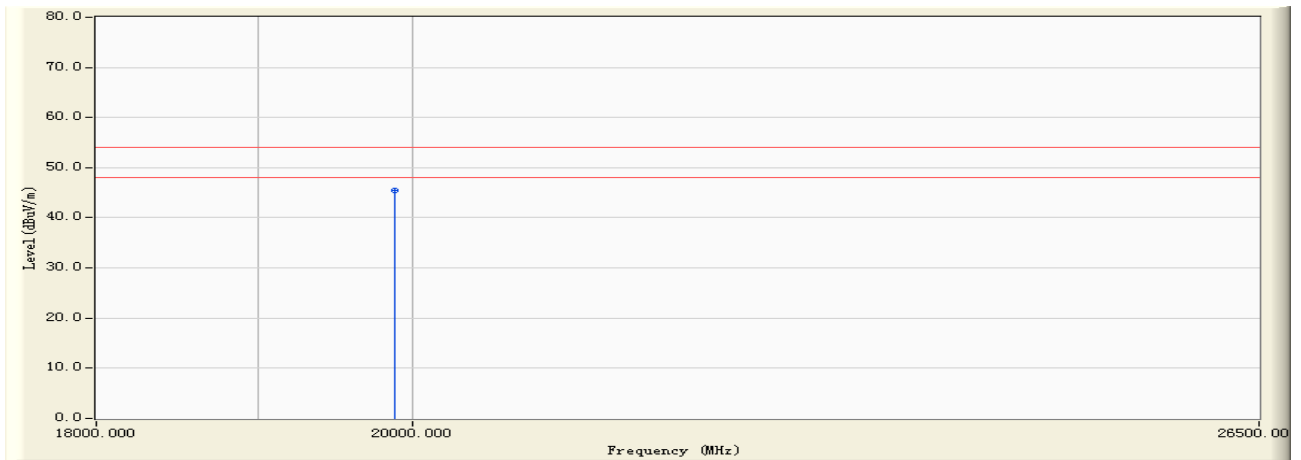
| | | Frequency (MHz) | Correct Factor (dB) | Reading Level (dBuV) | Measure Level (dBuV/m) | Margin (dB) | Limit (dBuV/m) | Detector Type |
|---|---|--------------------|------------------------|-------------------------|---------------------------|----------------|-------------------|------------------|
| 1 | * | 19876.340 | 9.933 | 51.820 | 61.753 | -12.247 | 74.000 | PEAK |

Note:

1. All Readings below 1GHz are Quasi-Peak, above are performed with peak and/or average measurements as necessary.
2. " * ", means this data is the worst emission level.
3. Measurement Level = Reading Level + Correct Factor



| | |
|--|--|
| Engineer : Fred | |
| Site : EMC Lab AC 102 | Time : 2010/08/07 - 20:03 |
| Limit : FCC_15_03M_AV | Margin : 6 |
| EUT : 802.11n Wireless ADSL2+ 4-port Gateway | Probe : BBHA9170(18-26.5G) - VERTICAL |
| Power : AC 120V/60Hz | Note : Mode 3: Transmit by 802.11n(20MHz) (2462MHz) |



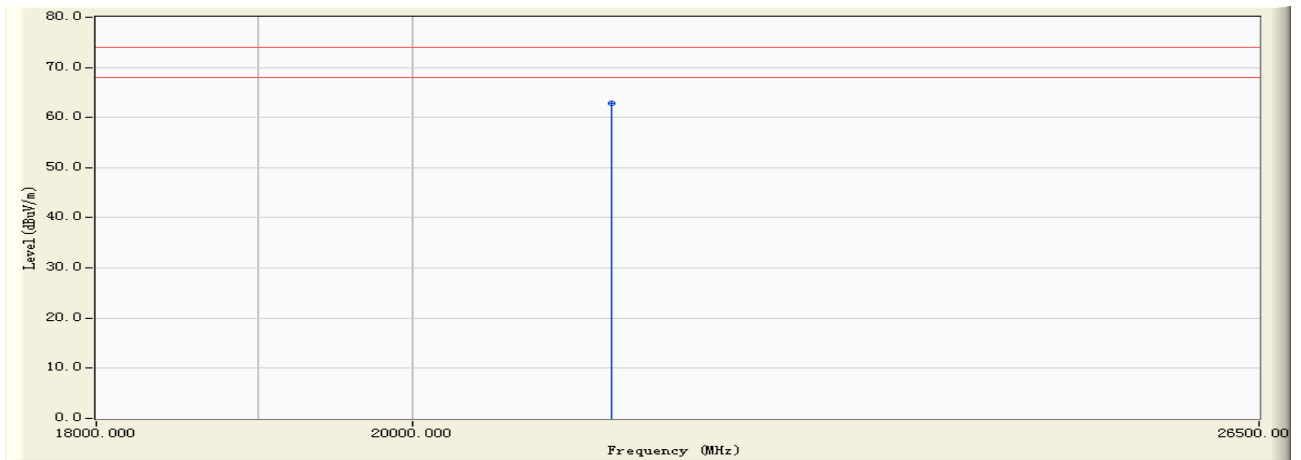
| | | Frequency (MHz) | Correct Factor (dB) | Reading Level (dBuV) | Measure Level (dBuV/m) | Margin (dB) | Limit (dBuV/m) | Detector Type |
|---|---|--------------------|------------------------|-------------------------|---------------------------|----------------|-------------------|------------------|
| 1 | * | 19876.340 | 9.933 | 35.620 | 45.553 | -8.447 | 54.000 | AVERAGE |

Note:

1. All Readings below 1GHz are Quasi-Peak, above are performed with peak and/or average measurements as necessary.
2. " * ", means this data is the worst emission level.
3. Measurement Level = Reading Level + Correct Factor



| | |
|--|--|
| Engineer : Fred | |
| Site : EMC Lab AC 102 | Time : 2010/08/07 - 19:55 |
| Limit : FCC_15_03M_PK | Margin : 6 |
| EUT : 802.11n Wireless ADSL2+ 4-port Gateway | Probe : BBHA9170(18-26.5G) - HORIZONTAL |
| Power : AC 120V/60Hz | Note : Mode 4: Transmit by 802.11n(40MHz) (2422MHz) |



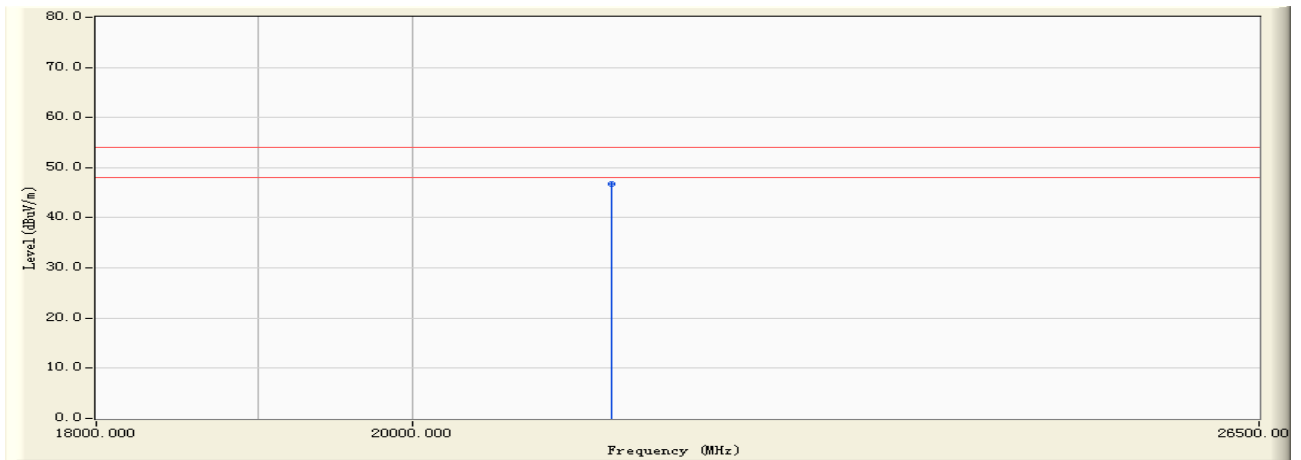
| | | Frequency (MHz) | Correct Factor (dB) | Reading Level (dBuV) | Measure Level (dBuV/m) | Margin (dB) | Limit (dBuV/m) | Detector Type |
|---|---|--------------------|------------------------|-------------------------|---------------------------|----------------|-------------------|------------------|
| 1 | * | 21365.840 | 11.010 | 51.920 | 62.930 | -11.070 | 74.000 | PEAK |

Note:

1. All Readings below 1GHz are Quasi-Peak, above are performed with peak and/or average measurements as necessary.
2. " * ", means this data is the worst emission level.
3. Measurement Level = Reading Level + Correct Factor



| | |
|--|--|
| Engineer : Fred | |
| Site : EMC Lab AC 102 | Time : 2010/08/07 - 19:55 |
| Limit : FCC_15_03M_AV | Margin : 6 |
| EUT : 802.11n Wireless ADSL2+ 4-port Gateway | Probe : BBHA9170(18-26.5G) - HORIZONTAL |
| Power : AC 120V/60Hz | Note : Mode 4: Transmit by 802.11n(40MHz) (2422MHz) |



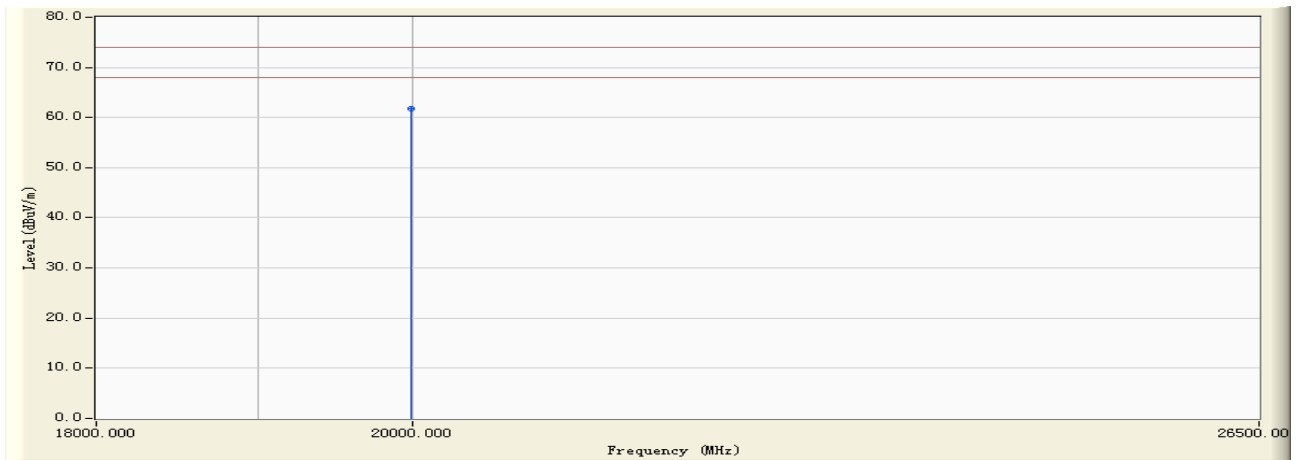
| | | Frequency (MHz) | Correct Factor (dB) | Reading Level (dBuV) | Measure Level (dBuV/m) | Margin (dB) | Limit (dBuV/m) | Detector Type |
|---|---|-----------------|---------------------|----------------------|------------------------|-------------|----------------|---------------|
| 1 | * | 21365.840 | 11.010 | 35.810 | 46.820 | -7.180 | 54.000 | AVERAGE |

Note:

1. All Readings below 1GHz are Quasi-Peak, above are performed with peak and/or average measurements as necessary.
2. " * ", means this data is the worst emission level.
3. Measurement Level = Reading Level + Correct Factor



| | |
|--|--|
| Engineer : Fred | |
| Site : EMC Lab AC 102 | Time : 2010/08/07 - 19:56 |
| Limit : FCC_15_03M_PK | Margin : 6 |
| EUT : 802.11n Wireless ADSL2+ 4-port Gateway | Probe : BBHA9170(18-26.5G) - VERTICAL |
| Power : AC 120V/60Hz | Note : Mode 4: Transmit by 802.11n(40MHz) (2422MHz) |



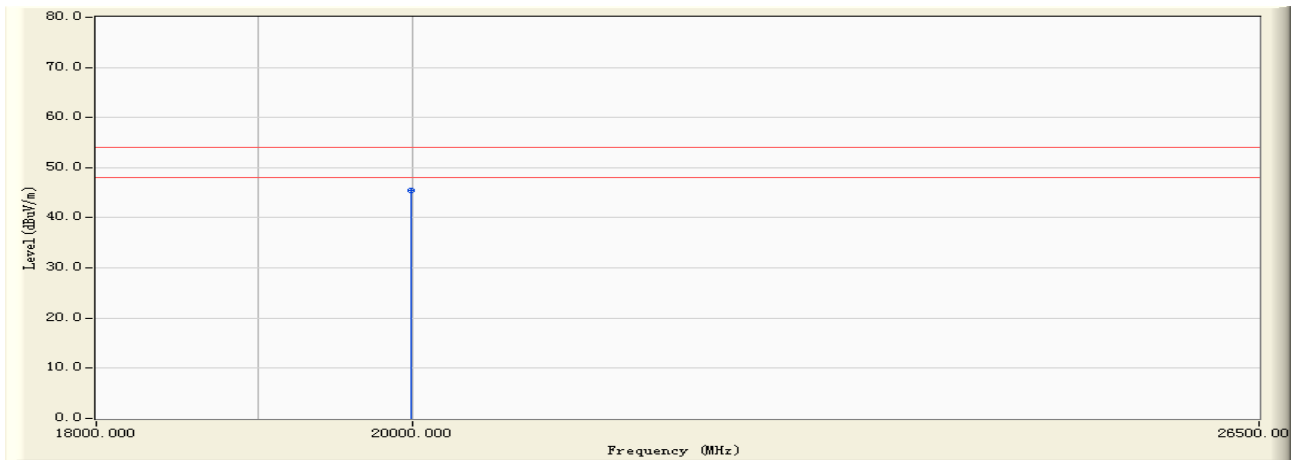
| | | Frequency (MHz) | Correct Factor (dB) | Reading Level (dBuV) | Measure Level (dBuV/m) | Margin (dB) | Limit (dBuV/m) | Detector Type |
|---|---|-----------------|---------------------|----------------------|------------------------|-------------|----------------|---------------|
| 1 | * | 19987.460 | 9.882 | 51.843 | 61.725 | -12.275 | 74.000 | PEAK |

Note:

1. All Readings below 1GHz are Quasi-Peak, above are performed with peak and/or average measurements as necessary.
2. " * ", means this data is the worst emission level.
3. Measurement Level = Reading Level + Correct Factor



| | |
|--|--|
| Engineer : Fred | |
| Site : EMC Lab AC 102 | Time : 2010/08/07 - 19:56 |
| Limit : FCC_15_03M_AV | Margin : 6 |
| EUT : 802.11n Wireless ADSL2+ 4-port Gateway | Probe : BBHA9170(18-26.5G) - VERTICAL |
| Power : AC 120V/60Hz | Note : Mode 4: Transmit by 802.11n(40MHz) (2422MHz) |



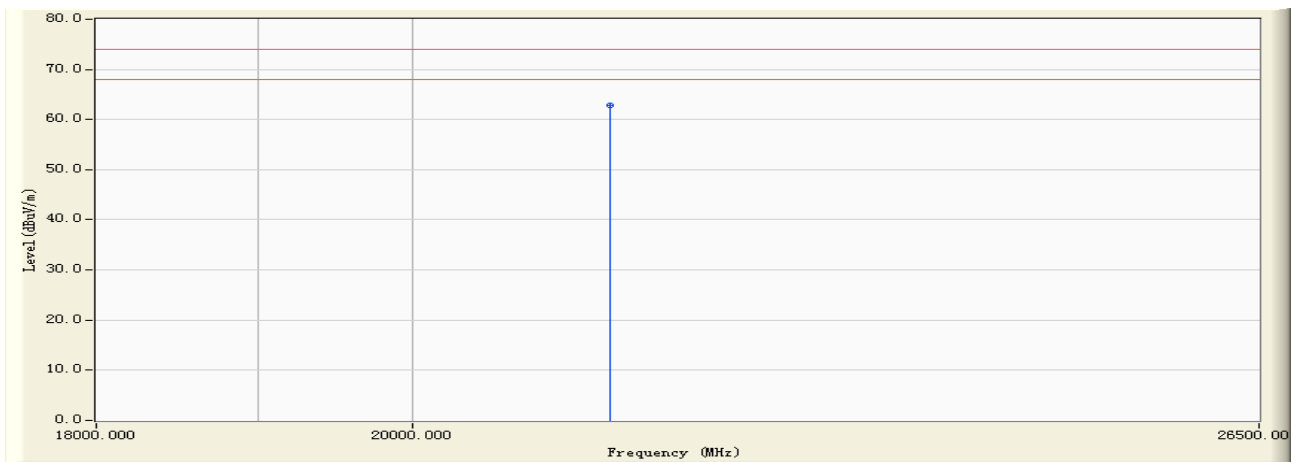
| | | Frequency (MHz) | Correct Factor (dB) | Reading Level (dBuV) | Measure Level (dBuV/m) | Margin (dB) | Limit (dBuV/m) | Detector Type |
|---|---|-----------------|---------------------|----------------------|------------------------|-------------|----------------|---------------|
| 1 | * | 19987.460 | 9.882 | 35.614 | 45.496 | -8.504 | 54.000 | AVERAGE |

Note:

1. All Readings below 1GHz are Quasi-Peak, above are performed with peak and/or average measurements as necessary.
2. " * ", means this data is the worst emission level.
3. Measurement Level = Reading Level + Correct Factor



| | |
|--|--|
| Engineer : Fred | |
| Site : EMC Lab AC 102 | Time : 2010/08/07 - 19:57 |
| Limit : FCC_15_03M_PK | Margin : 6 |
| EUT : 802.11n Wireless ADSL2+ 4-port Gateway | Probe : BBHA9170(18-26.5G) - HORIZONTAL |
| Power : AC 120V/60Hz | Note : Mode 4: Transmit by 802.11n(40MHz) (2437MHz) |



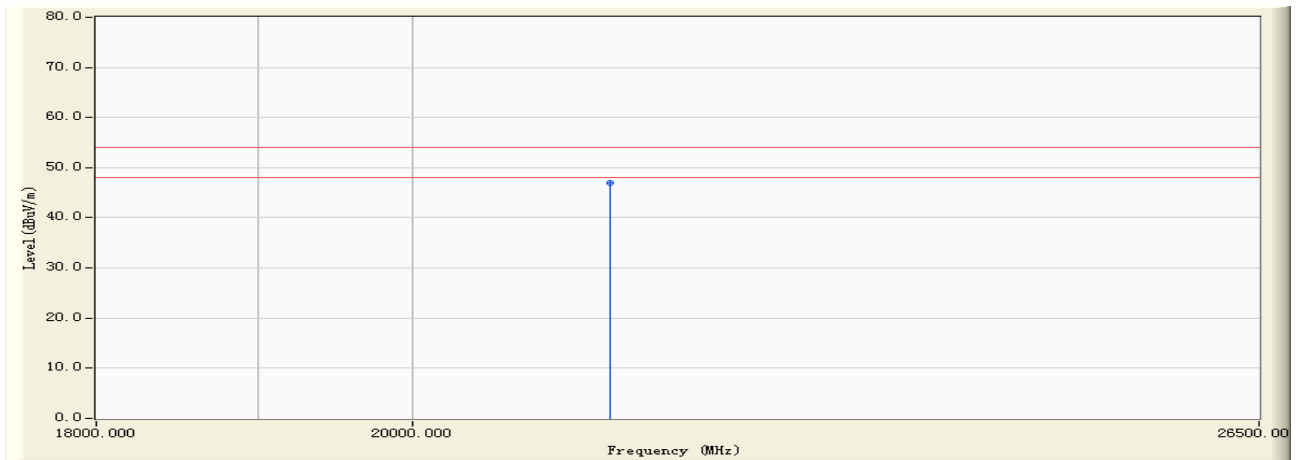
| | | Frequency (MHz) | Correct Factor (dB) | Reading Level (dBuV) | Measure Level (dBuV/m) | Margin (dB) | Limit (dBuV/m) | Detector Type |
|---|---|--------------------|------------------------|-------------------------|---------------------------|----------------|-------------------|------------------|
| 1 | * | 21354.820 | 10.989 | 51.824 | 62.813 | -11.187 | 74.000 | PEAK |

Note:

1. All Readings below 1GHz are Quasi-Peak, above are performed with peak and/or average measurements as necessary.
2. " * ", means this data is the worst emission level.
3. Measurement Level = Reading Level + Correct Factor



| | |
|--|--|
| Engineer : Fred | |
| Site : EMC Lab AC 102 | Time : 2010/08/07 - 19:57 |
| Limit : FCC_15_03M_AV | Margin : 6 |
| EUT : 802.11n Wireless ADSL2+ 4-port Gateway | Probe : BBHA9170(18-26.5G) - HORIZONTAL |
| Power : AC 120V/60Hz | Note : Mode 4: Transmit by 802.11n(40MHz) (2437MHz) |




| | | Frequency (MHz) | Correct Factor (dB) | Reading Level (dBuV) | Measure Level (dBuV/m) | Margin (dB) | Limit (dBuV/m) | Detector Type |
|---|---|-----------------|---------------------|----------------------|------------------------|-------------|----------------|---------------|
| 1 | * | 21354.820 | 10.989 | 35.891 | 46.880 | -7.120 | 54.000 | AVERAGE |

Note:

1. All Readings below 1GHz are Quasi-Peak, above are performed with peak and/or average measurements as necessary.
2. " * ", means this data is the worst emission level.
3. Measurement Level = Reading Level + Correct Factor



| | |
|--|--|
| Engineer : Fred | |
| Site : EMC Lab AC 102 | Time : 2010/08/07 - 19:58 |
| Limit : FCC_15_03M_PK | Margin : 6 |
| EUT : 802.11n Wireless ADSL2+ 4-port Gateway | Probe : BBHA9170(18-26.5G) - VERTICAL |
| Power : AC 120V/60Hz | Note : Mode 4: Transmit by 802.11n(40MHz) (2437MHz) |



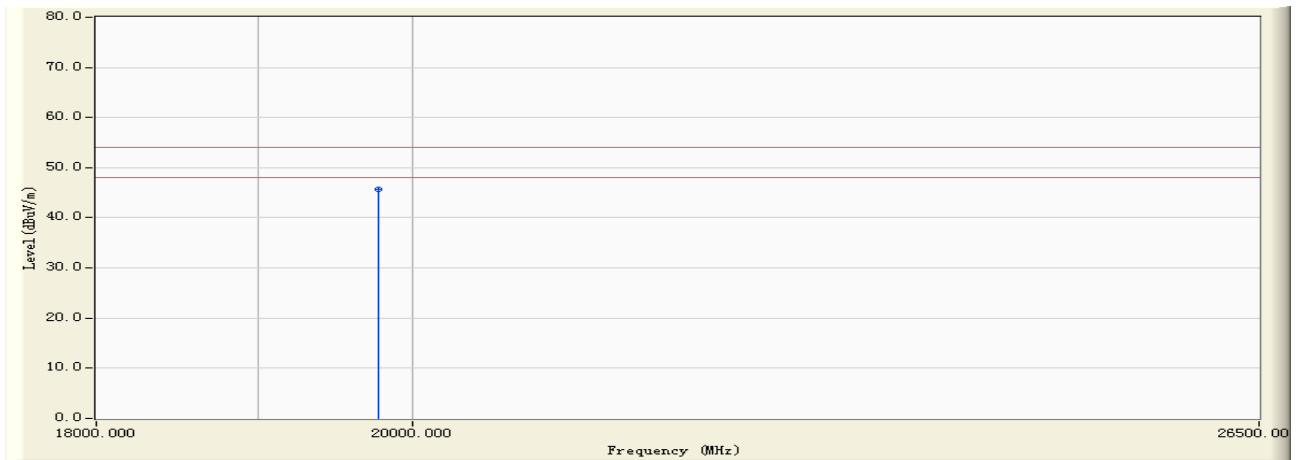
| | | Frequency (MHz) | Correct Factor (dB) | Reading Level (dBuV) | Measure Level (dBuV/m) | Margin (dB) | Limit (dBuV/m) | Detector Type |
|---|---|--------------------|------------------------|-------------------------|---------------------------|----------------|-------------------|------------------|
| 1 | * | 19768.610 | 9.938 | 51.842 | 61.781 | -12.219 | 74.000 | PEAK |

Note:

1. All Readings below 1GHz are Quasi-Peak, above are performed with peak and/or average measurements as necessary.
2. " * ", means this data is the worst emission level.
3. Measurement Level = Reading Level + Correct Factor



| | |
|--|--|
| Engineer : Fred | |
| Site : EMC Lab AC 102 | Time : 2010/08/07 - 19:58 |
| Limit : FCC_15_03M_AV | Margin : 6 |
| EUT : 802.11n Wireless ADSL2+ 4-port Gateway | Probe : BBHA9170(18-26.5G) - VERTICAL |
| Power : AC 120V/60Hz | Note : Mode 4: Transmit by 802.11n(40MHz) (2437MHz) |



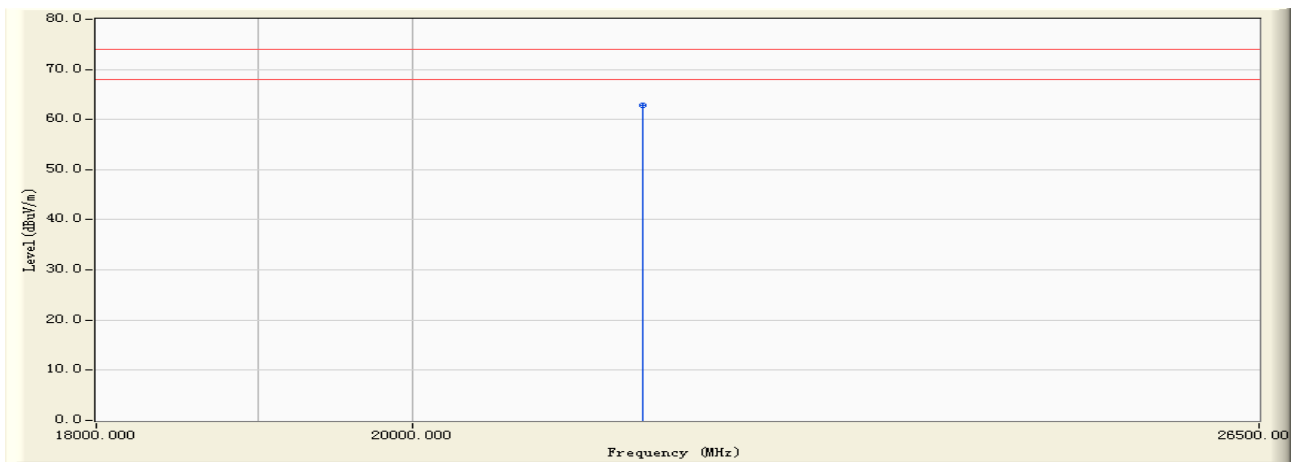
| | | Frequency (MHz) | Correct Factor (dB) | Reading Level (dBuV) | Measure Level (dBuV/m) | Margin (dB) | Limit (dBuV/m) | Detector Type |
|---|---|-----------------|---------------------|----------------------|------------------------|-------------|----------------|---------------|
| 1 | * | 19768.610 | 9.938 | 35.640 | 45.579 | -8.421 | 54.000 | AVERAGE |

Note:

1. All Readings below 1GHz are Quasi-Peak, above are performed with peak and/or average measurements as necessary.
2. " * ", means this data is the worst emission level.
3. Measurement Level = Reading Level + Correct Factor



| | |
|--|--|
| Engineer : Fred | |
| Site : EMC Lab AC 102 | Time : 2010/08/07 - 19:59 |
| Limit : FCC_15_03M_PK | Margin : 6 |
| EUT : 802.11n Wireless ADSL2+ 4-port Gateway | Probe : BBHA9170(18-26.5G) - HORIZONTAL |
| Power : AC 120V/60Hz | Note : Mode 4: Transmit by 802.11n(40MHz) (2452MHz) |



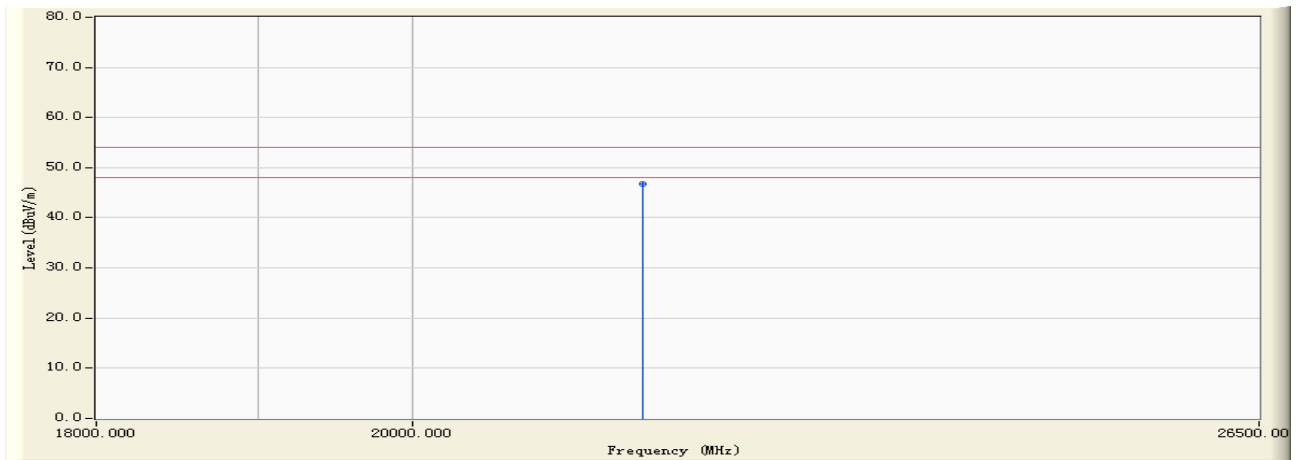
| | | Frequency (MHz) | Correct Factor (dB) | Reading Level (dBuV) | Measure Level (dBuV/m) | Margin (dB) | Limit (dBuV/m) | Detector Type |
|---|---|-----------------|---------------------|----------------------|------------------------|-------------|----------------|---------------|
| 1 | * | 21593.340 | 11.443 | 51.374 | 62.817 | -11.183 | 74.000 | PEAK |

Note:

1. All Readings below 1GHz are Quasi-Peak, above are performed with peak and/or average measurements as necessary.
2. " * ", means this data is the worst emission level.
3. Measurement Level = Reading Level + Correct Factor



| | |
|--|--|
| Engineer : Fred | |
| Site : EMC Lab AC 102 | Time : 2010/08/07 - 19:59 |
| Limit : FCC_15_03M_AV | Margin : 6 |
| EUT : 802.11n Wireless ADSL2+ 4-port Gateway | Probe : BBHA9170(18-26.5G) - HORIZONTAL |
| Power : AC 120V/60Hz | Note : Mode 4: Transmit by 802.11n(40MHz) (2452MHz) |



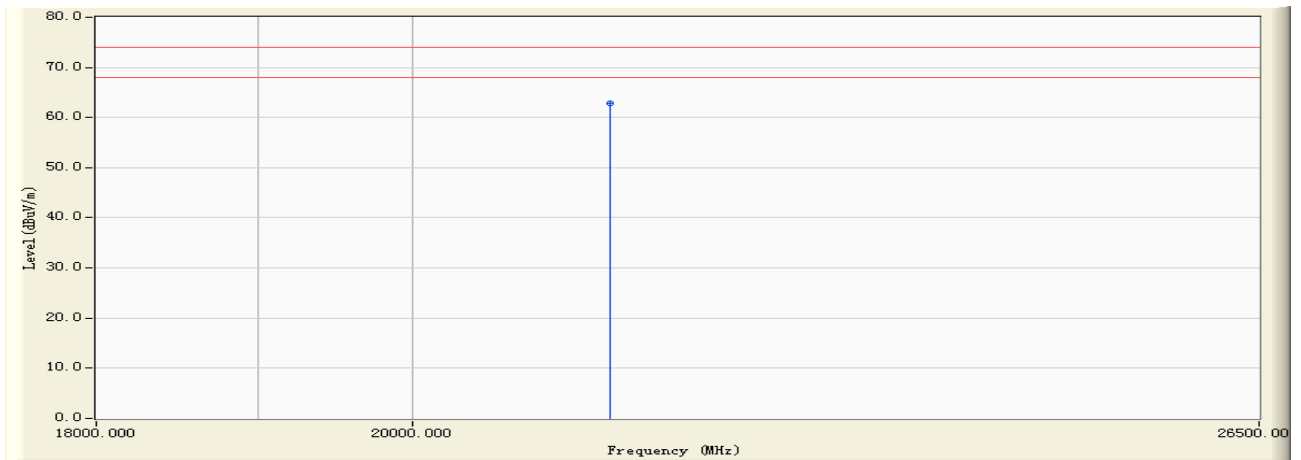
| | | Frequency (MHz) | Correct Factor (dB) | Reading Level (dBuV) | Measure Level (dBuV/m) | Margin (dB) | Limit (dBuV/m) | Detector Type |
|---|---|-----------------|---------------------|----------------------|------------------------|-------------|----------------|---------------|
| 1 | * | 21593.340 | 11.443 | 35.214 | 46.657 | -7.343 | 54.000 | AVERAGE |

Note:

1. All Readings below 1GHz are Quasi-Peak, above are performed with peak and/or average measurements as necessary.
2. " * ", means this data is the worst emission level.
3. Measurement Level = Reading Level + Correct Factor



| | |
|--|--|
| Engineer : Fred | |
| Site : EMC Lab AC 102 | Time : 2010/08/07 - 20:01 |
| Limit : FCC_15_03M_PK | Margin : 6 |
| EUT : 802.11n Wireless ADSL2+ 4-port Gateway | Probe : BBHA9170(18-26.5G) - VERTICAL |
| Power : AC 120V/60Hz | Note : Mode 4: Transmit by 802.11n(40MHz) (2452MHz) |



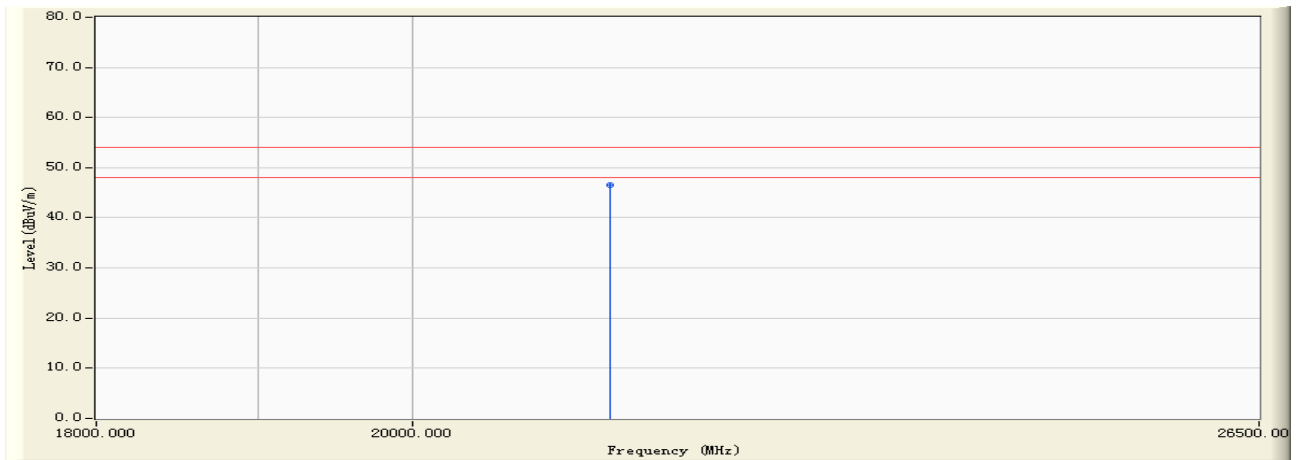
| | | Frequency (MHz) | Correct Factor (dB) | Reading Level (dBuV) | Measure Level (dBuV/m) | Margin (dB) | Limit (dBuV/m) | Detector Type |
|---|---|-----------------|---------------------|----------------------|------------------------|-------------|----------------|---------------|
| 1 | * | 21358.000 | 10.995 | 51.842 | 62.837 | -11.163 | 74.000 | PEAK |

Note:

1. All Readings below 1GHz are Quasi-Peak, above are performed with peak and/or average measurements as necessary.
2. " * ", means this data is the worst emission level.
3. Measurement Level = Reading Level + Correct Factor



| | |
|--|--|
| Engineer : Fred | |
| Site : EMC Lab AC 102 | Time : 2010/08/07 - 20:01 |
| Limit : FCC_15_03M_AV | Margin : 6 |
| EUT : 802.11n Wireless ADSL2+ 4-port Gateway | Probe : BBHA9170(18-26.5G) - VERTICAL |
| Power : AC 120V/60Hz | Note : Mode 4: Transmit by 802.11n(40MHz) (2452MHz) |



| | | Frequency (MHz) | Correct Factor (dB) | Reading Level (dBuV) | Measure Level (dBuV/m) | Margin (dB) | Limit (dBuV/m) | Detector Type |
|---|---|-----------------|---------------------|----------------------|------------------------|-------------|----------------|---------------|
| 1 | * | 21358.000 | 10.995 | 35.617 | 46.612 | -7.388 | 54.000 | AVERAGE |

Note:

1. All Readings below 1GHz are Quasi-Peak, above are performed with peak and/or average measurements as necessary.
2. " * ", means this data is the worst emission level.
3. Measurement Level = Reading Level + Correct Factor

Test engineer: Fred Guo




4.6. Test Photographs

Front View



Rear View





5. Occupied Bandwidth

5.1. Test Limit


Systems using digital modulation techniques may operate in the 902 - 928 MHz, 2400 - 2483.5 MHz, and 5725- 5850 MHz band. The minimum 6 dB bandwidth shall be at least 500 kHz.

5.2. Test Procedures

The EUT was tested according to DTS test procedure of April 2007 KDB558074 for compliance to FCC 47CFR 15.247 requirements.

Set RBW = 100 kHz, Span greater than RBW.

5.3. Test Setup Layout



5.4. Measurement Equipment

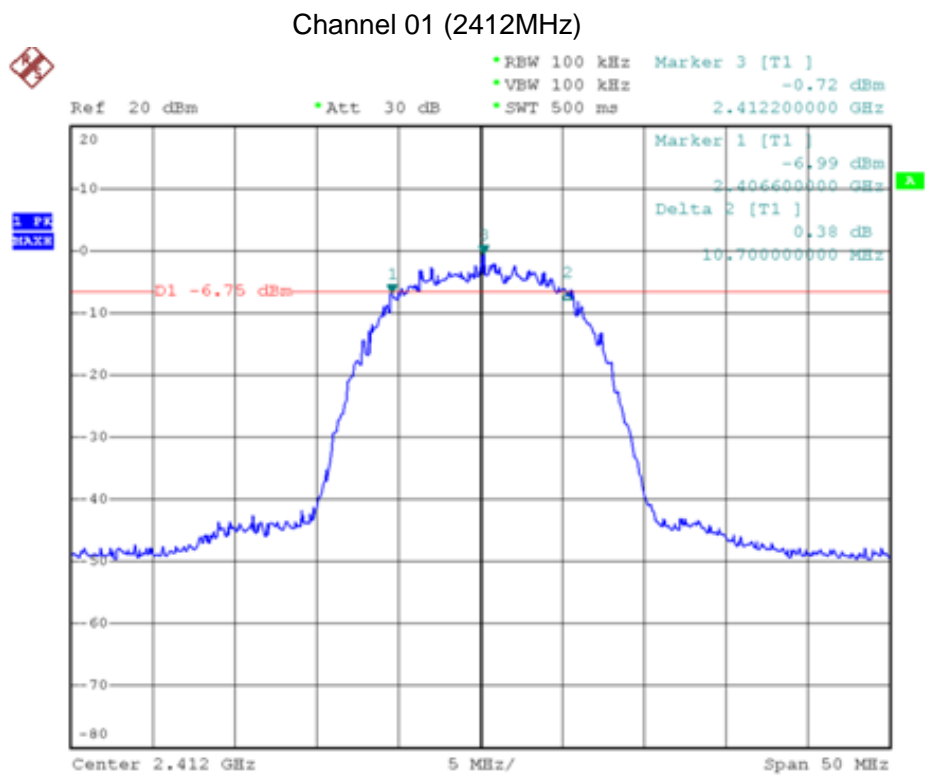
| Instrument/Ancillary | Model No. | Manufacturer | Serial No. | Calibration Date |
|--------------------------------|-----------|--------------|------------|------------------|
| Spectrum Analyzer | R&S | FSP40 | 100324 | 2009.11.02 |
| Temperature/ Humidity Meter | Zhicheng | ZC1-11 | CEP-TH-002 | 2009.10.19 |



5.5. Test Result and Data

| | |
|-----------|-----------------------------|
| Test Item | Occupied Bandwidth |
| Test Mode | Mode 1: Transmit by 802.11b |
| Test Date | 2010-08-07 |

| Channel No. | Frequency (MHz) | Measurement Level (kHz) | Required Limit (kHz) | Result |
|-------------|-----------------|-------------------------|----------------------|--------|
| 01 | 2412 | 10700 | 500 | Pass |
| 06 | 2437 | 10700 | 500 | Pass |
| 11 | 2462 | 11000 | 500 | Pass |

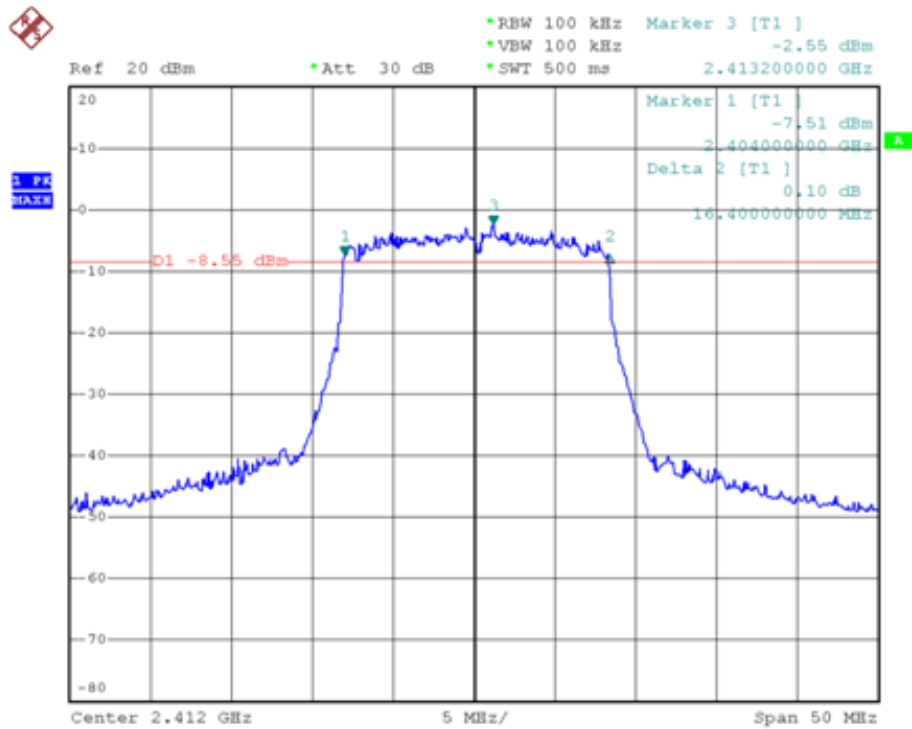




| | |
|-----------|-----------------------------|
| Test Item | Occupied Bandwidth |
| Test Mode | Mode 2: Transmit by 802.11g |
| Test Date | 2010-08-07 |

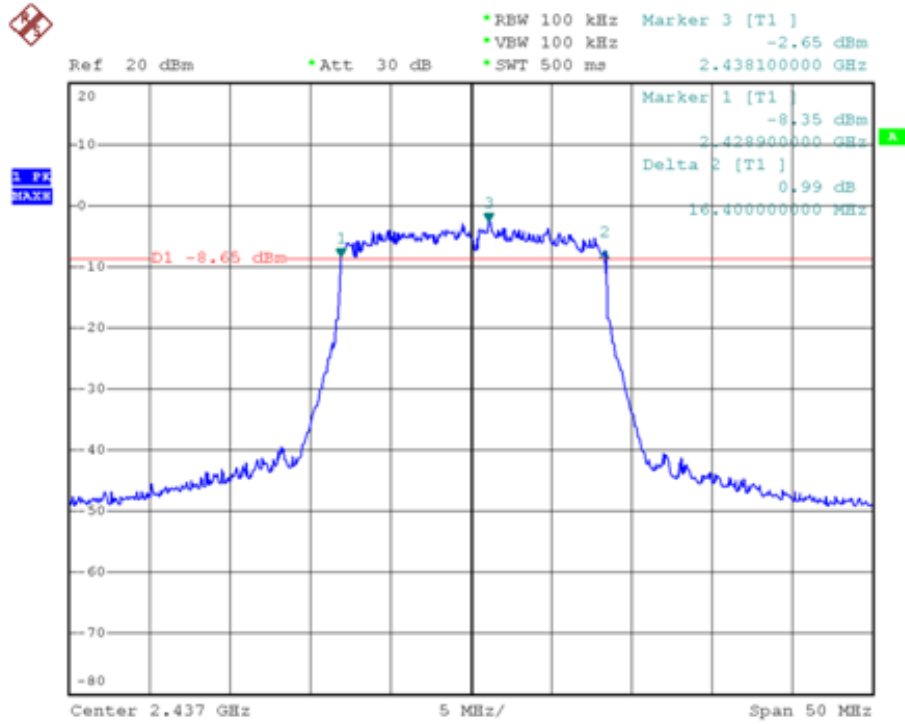
| Channel No. | Frequency (MHz) | Measurement Level (kHz) | Required Limit (kHz) | Result |
|-------------|-----------------|-------------------------|----------------------|--------|
| 01 | 2412 | 16400 | 500 | Pass |
| 06 | 2437 | 16400 | 500 | Pass |
| 11 | 2462 | 16400 | 500 | Pass |

Channel 01 (2412MHz)

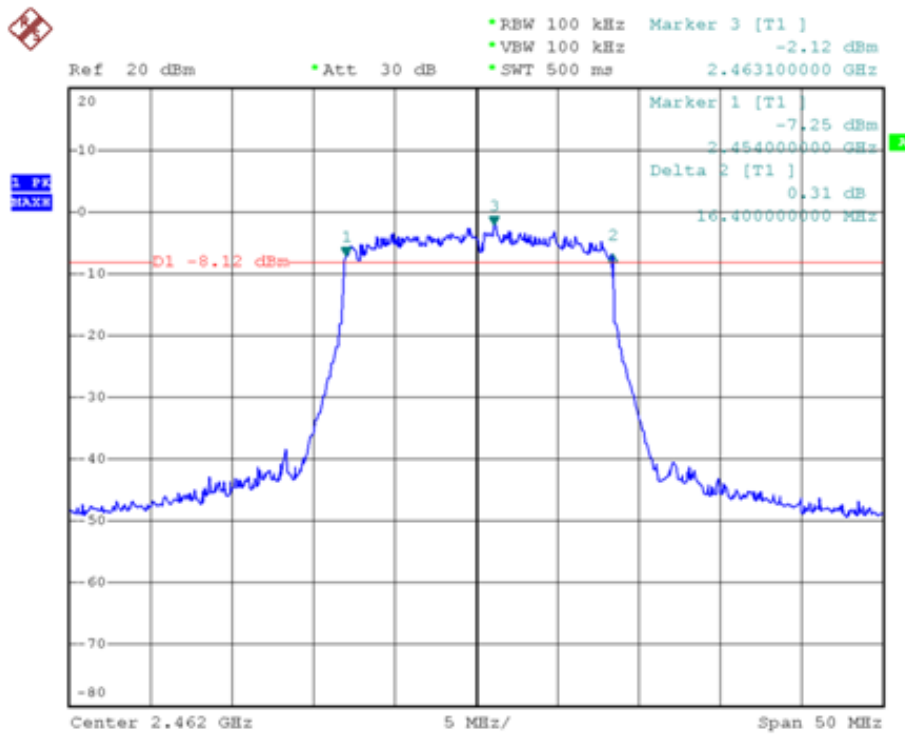




Channel 06 (2437MHz)



Channel 11 (2462MHz)

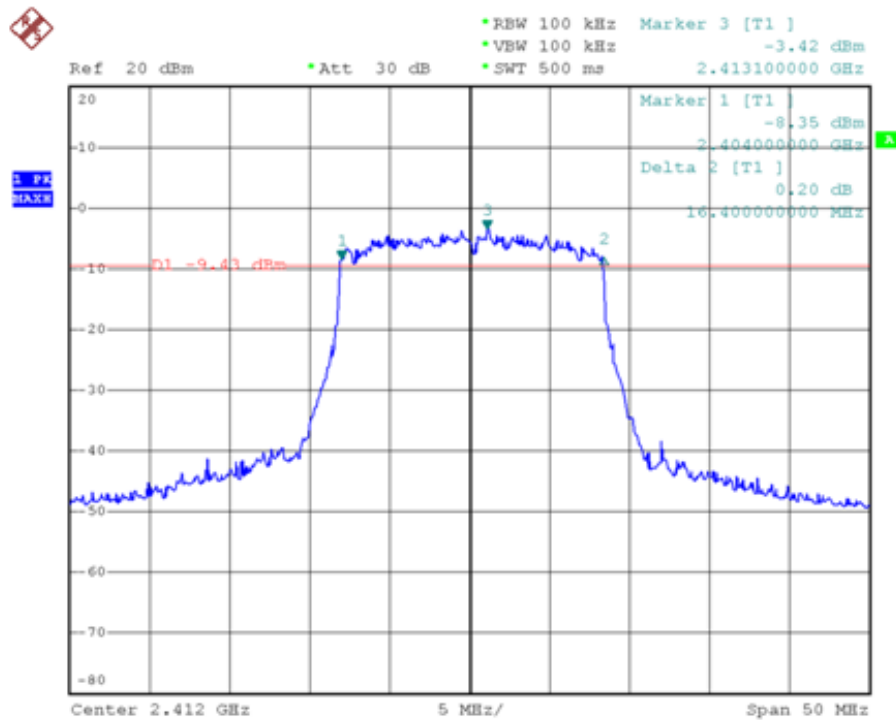




| | |
|-----------|-------------------------------------|
| Test Item | Occupied Bandwidth |
| Test Mode | Mode 3: Transmit by 802.11n (20MHz) |
| Test Date | 2010-08-07 |

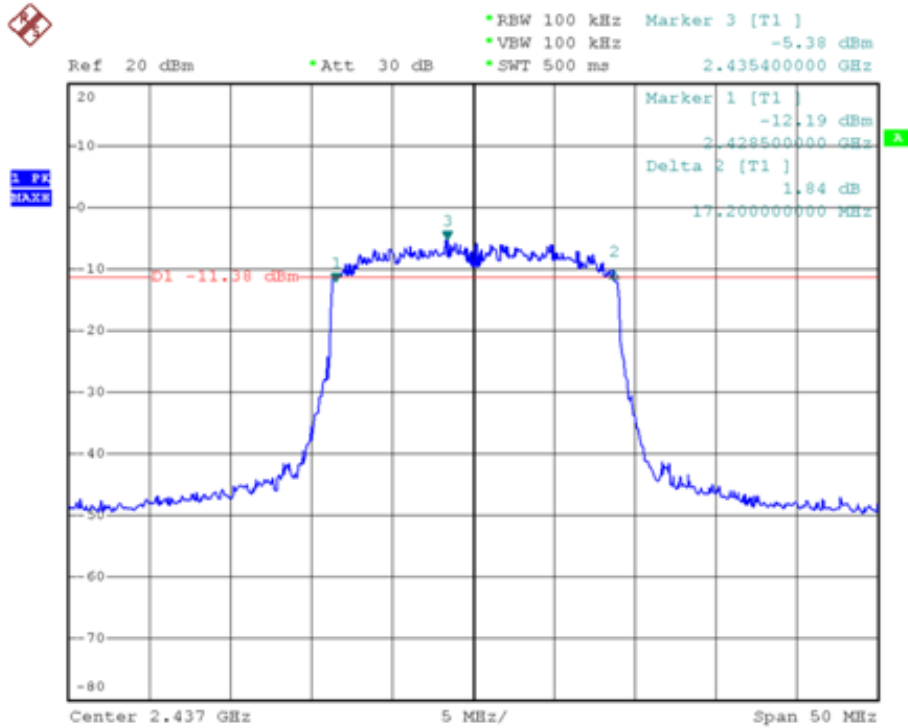
| Channel No. | Frequency (MHz) | Measurement Level (kHz) | Required Limit (kHz) | Result |
|-------------|-----------------|-------------------------|----------------------|--------|
| 01 | 2412 | 16400 | 500 | Pass |
| 06 | 2437 | 17200 | 500 | Pass |
| 11 | 2462 | 17000 | 500 | Pass |

Channel 01 (2412MHz)

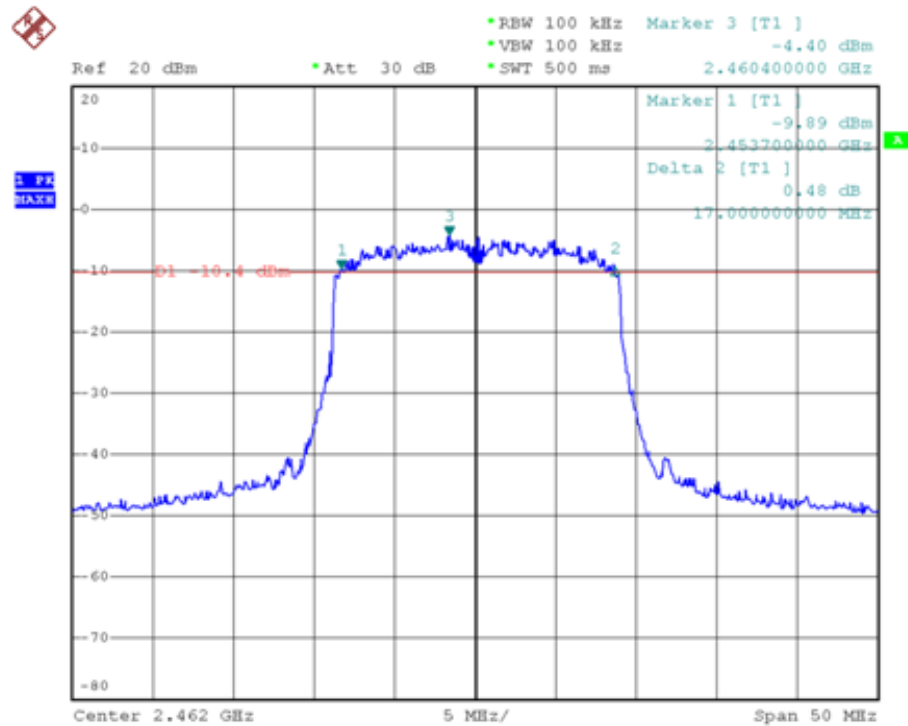




Channel 06 (2437MHz)



Channel 11 (2462MHz)

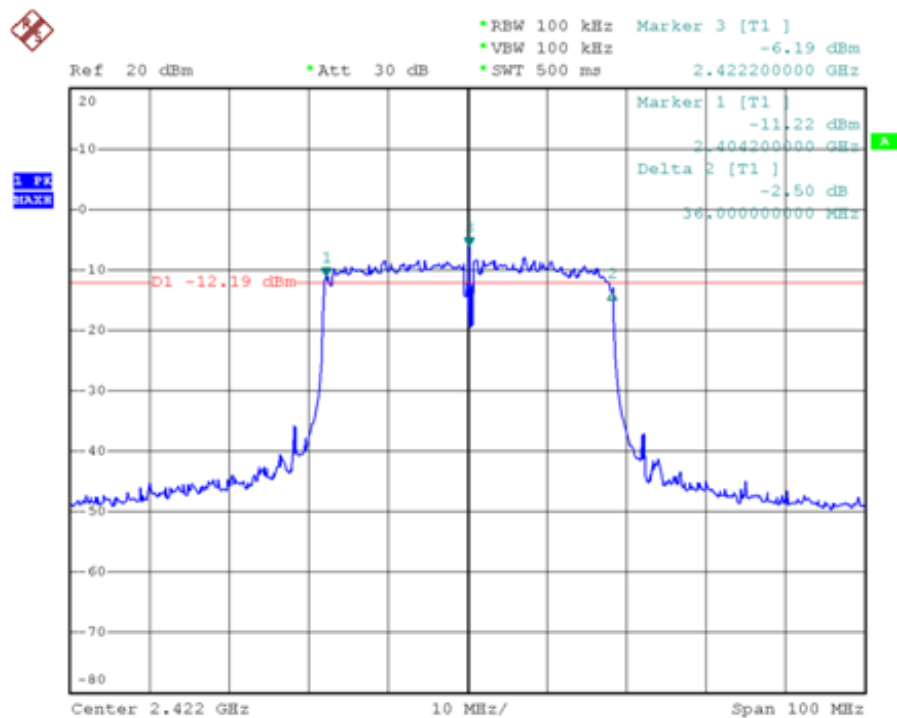




| | |
|-----------|-------------------------------------|
| Test Item | Occupied Bandwidth |
| Test Mode | Mode 4: Transmit by 802.11n (40MHz) |
| Test Date | 2010-08-07 |

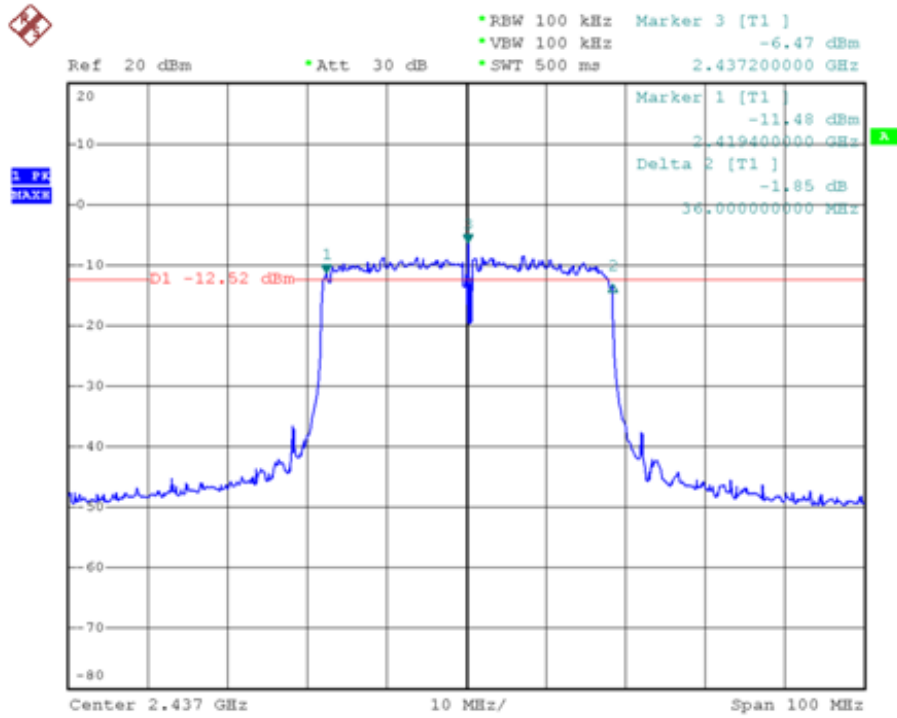
| Channel No. | Frequency (MHz) | Measurement Level (kHz) | Required Limit (kHz) | Result |
|-------------|-----------------|-------------------------|----------------------|--------|
| 03 | 2422 | 36000 | 500 | Pass |
| 06 | 2437 | 36000 | 500 | Pass |
| 09 | 2452 | 36200 | 500 | Pass |

Channel 03 (2422MHz)

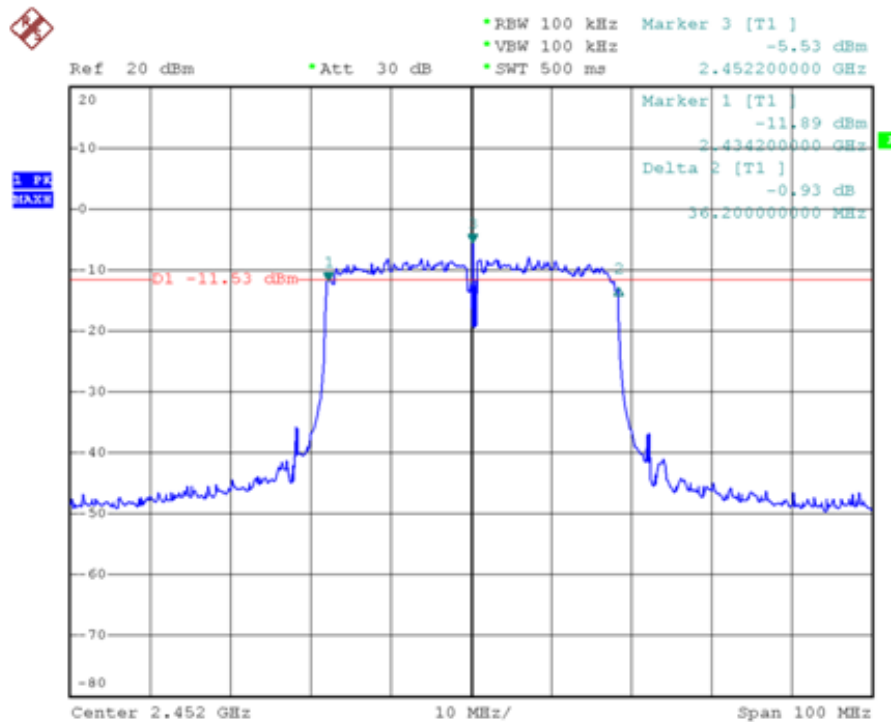




Channel 06 (2437MHz)



Channel 09 (2452MHz)





6. Maximum Peak Output Power

6.1. Test Limit

The maximum peak power shall be less 1Watt (30dBm).

The conducted output power limit is based on the use of antennas with directional gains that do not exceed 6 dBi. Except as shown in paragraph (c) of standard FCC part 15.247, if transmitting antennas of directional gain greater than 6 dBi are used, the conducted output power of the intentional radiator is reduced by 1dB for every 3dB that the directional gain of the antenna exceeds 6 dBi.

6.2. Test Procedure

The EUT was tested according to DTS test procedure of April 2007 KDB558074 for compliance to FCC 47CFR 15.247 requirements.

In the following, "T" is the transmission pulse duration over which the transmitter is on and transmitting at its maximum power control level. Measurements are performed with a spectrum analyzer. Three methods are provided to accommodate measurement limitations of the spectrum analyzer depending on signal parameters. Set resolution bandwidth (RBW) = 1 MHz. Set span to encompass the entire emission bandwidth (EBW) of the signal. Use automatic setting for analyzer sweep time (except in Method #2). Check the sweep time to determine which procedure to use.

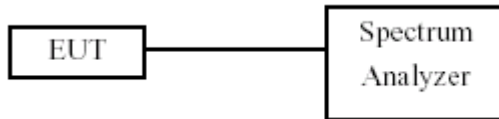
As "T" \geq sweep time, the test procedure will be used as following:

1. Set span to encompass the entire emission bandwidth (EBW) of the signal.
2. Set RBW = 1 MHz.
3. Set VBW \geq 3 MHz.
4. Use sample detector mode if bin width (i.e., span/number of points in spectrum display) < 0.5 RBW. Otherwise use peak detector mode.
5. Use a video trigger with the trigger level set to enable triggering only on full power pulses. Transmitter must operate at full control power for entire sweep of every sweep. If the device transmits continuously, with no off intervals or reduced power intervals, the trigger may be set to "free run".
6. Trace average 100 traces in power averaging mode.
7. Compute power by integrating the spectrum across the 26 dB EBW of the signal. The integration can be performed using the spectrum analyzer's band power measurement function with band limits set equal to the EBW band edges or by summing power levels in each 1 MHz band in linear power terms. The 1 MHz band power levels to



be summed can be obtained by averaging, in linear power terms, power levels in each frequency bin across the 1 MHz.

6.3. Test Setup Layout



6.4. Measurement Equipment

| Instrument/Ancillary | Model No. | Manufacturer | Serial No. | Calibration Date |
|--------------------------------|-----------|--------------|------------|------------------|
| Spectrum Analyzer | R&S | FSP40 | 100324 | 2009.11.02 |
| Temperature/ Humidity Meter | Zhicheng | ZC1-11 | CEP-TH-002 | 2009.10.19 |

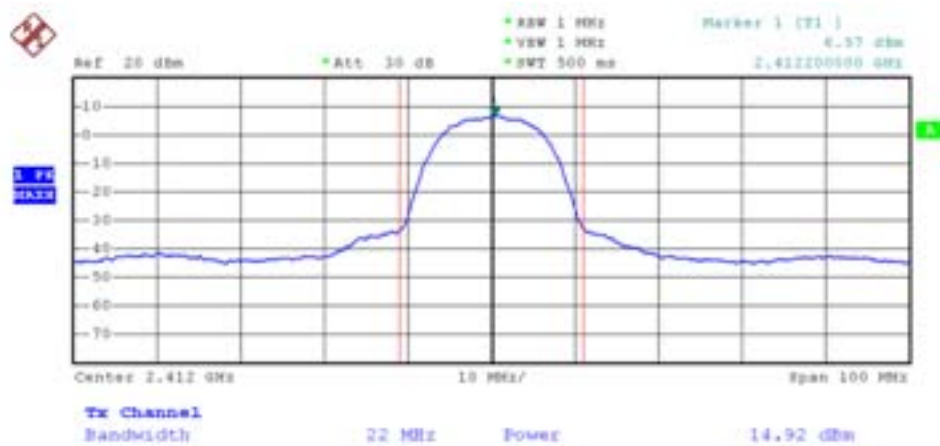


6.5. Test Result and Data

| | |
|-----------|-----------------------------|
| Test Item | Maximum Peak Output Power |
| Test Mode | Mode 1: Transmit by 802.11b |
| Test Date | 2010-08-07 |

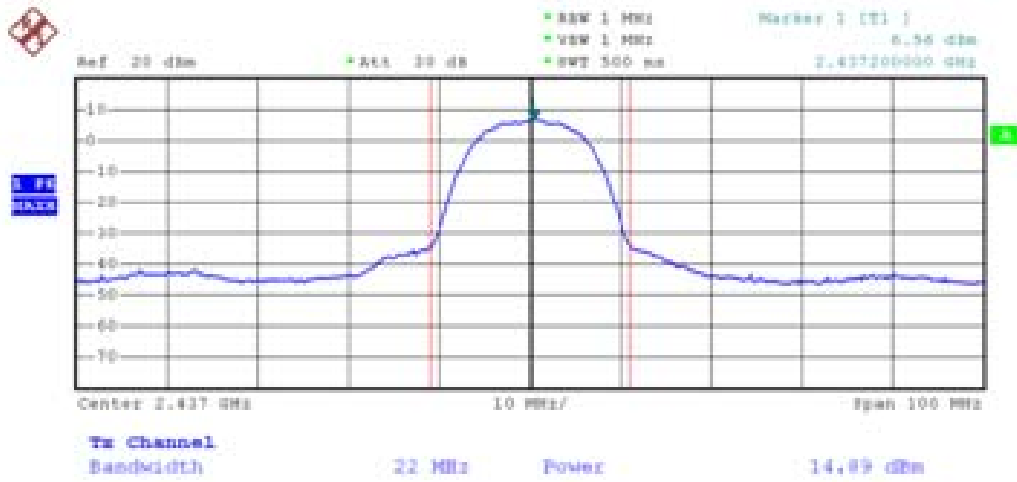
| Channel No. | Frequency (MHz) | Measurement (dBm) | Required Limit (dBm) | Result |
|-------------|-----------------|-------------------|----------------------|--------|
| 01 | 2412 | 14.92 | 30 dBm | Pass |
| 06 | 2437 | 14.89 | 30 dBm | Pass |
| 11 | 2462 | 15.00 | 30 dBm | Pass |

Channel 01 (2412MHz)

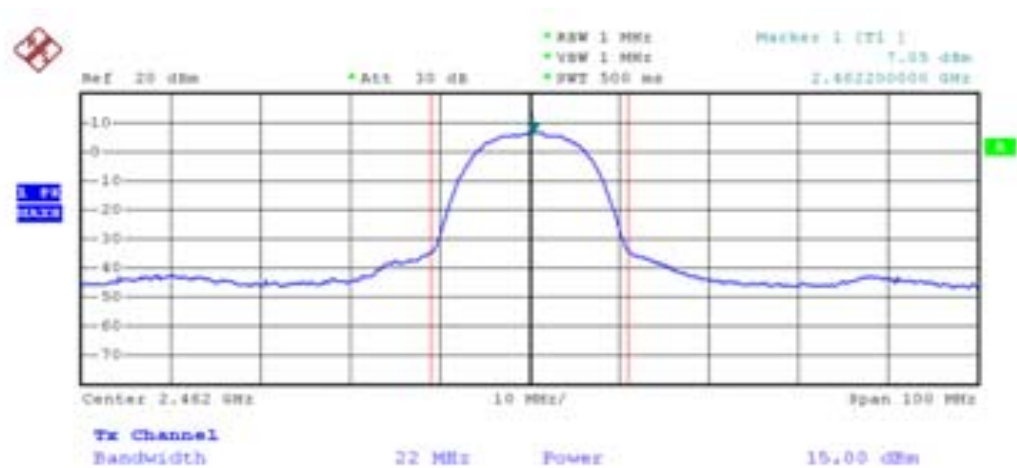




Channel 06 (2437MHz)



Channel 11 (2462MHz)

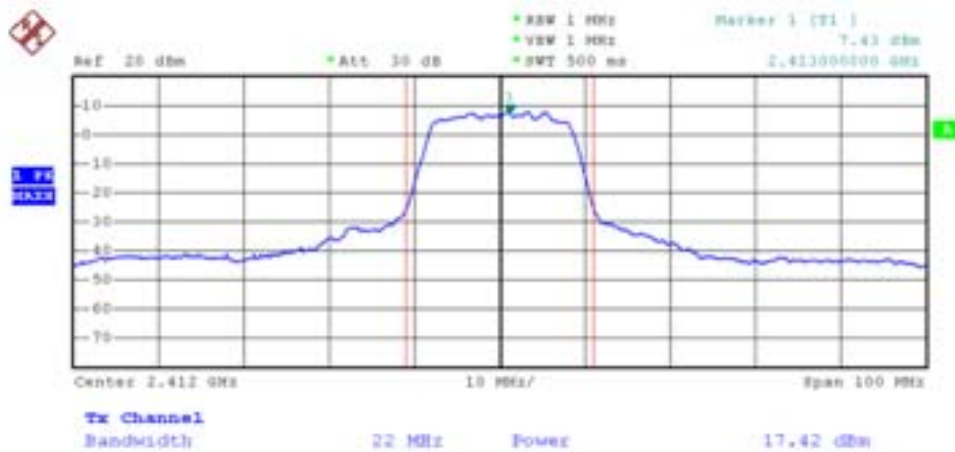




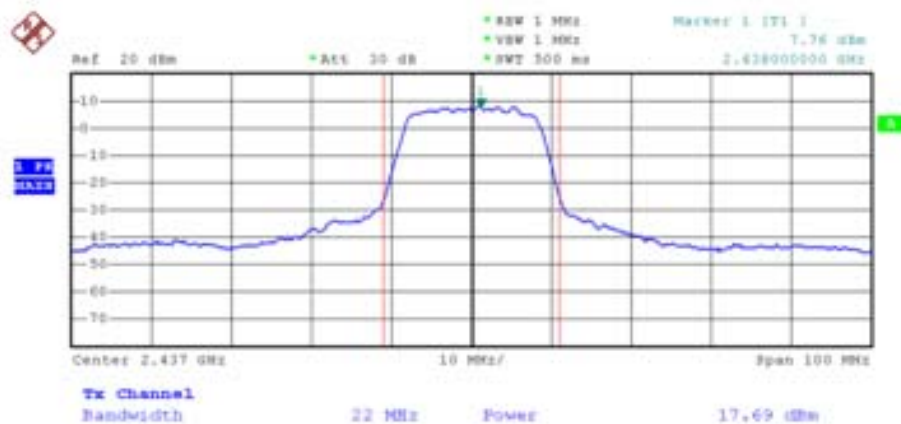
| | |
|-----------|-----------------------------|
| Test Item | Maximum Peak Output Power |
| Test Mode | Mode 2: Transmit by 802.11g |
| Test Date | 2010-08-07 |

| Channel No. | Frequency (MHz) | Measurement (dBm) | Required Limit (dBm) | Result |
|-------------|-----------------|-------------------|----------------------|--------|
| 01 | 2412 | 17.42 | 30 dBm | Pass |
| 06 | 2437 | 17.69 | 30 dBm | Pass |
| 11 | 2462 | 17.69 | 30 dBm | Pass |

Channel 01 (2412MHz)

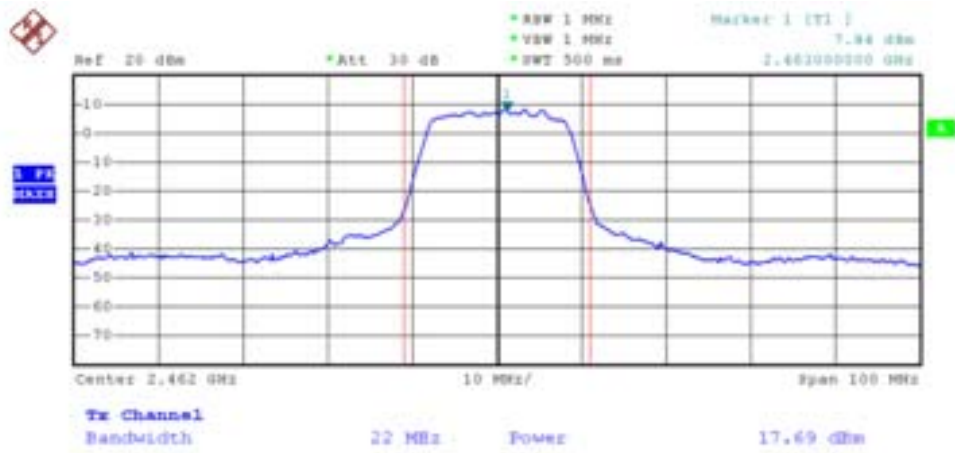


Channel 06 (2437MHz)





Channel 11 (2462MHz)

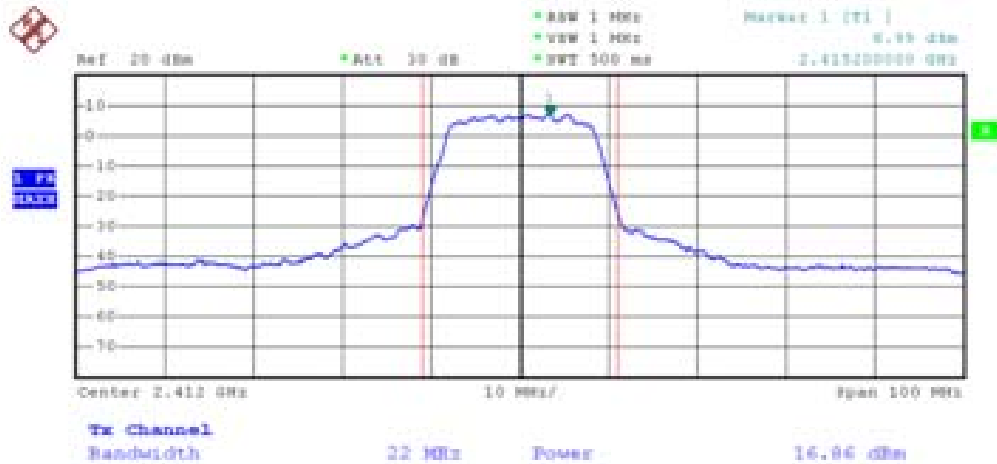




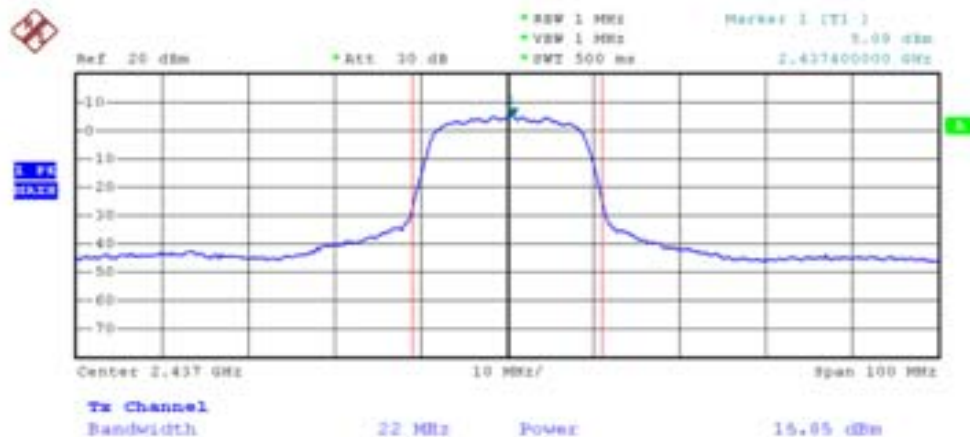
| | |
|-----------|-------------------------------------|
| Test Item | Maximum Peak Output Power |
| Test Mode | Mode 3: Transmit by 802.11n (20MHz) |
| Test Date | 2010-08-07 |

| Channel No. | Frequency (MHz) | Measurement (dBm) | Required Limit (dBm) | Result |
|-------------|-----------------|-------------------|----------------------|--------|
| 01 | 2412 | 16.86 | 30 dBm | Pass |
| 06 | 2437 | 15.85 | 30 dBm | Pass |
| 11 | 2462 | 16.06 | 30 dBm | Pass |

Channel 01 (2412MHz)

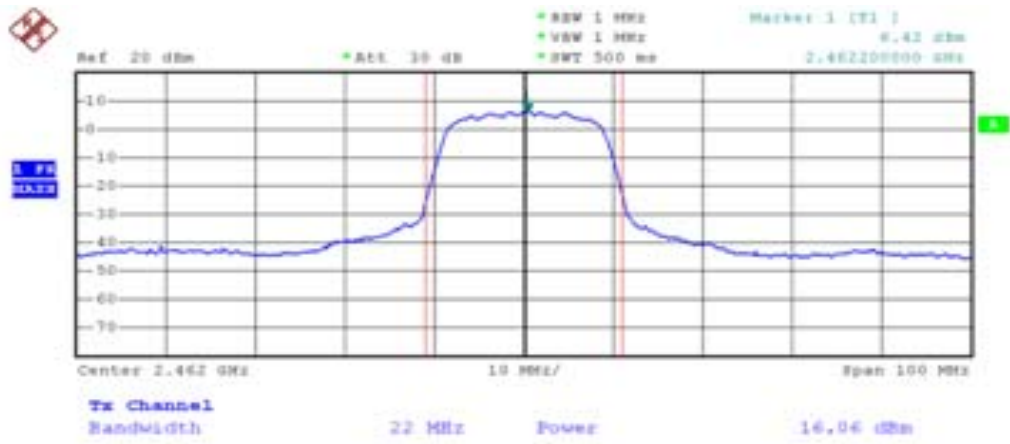


Channel 06 (2437MHz)





Channel 11 (2462MHz)

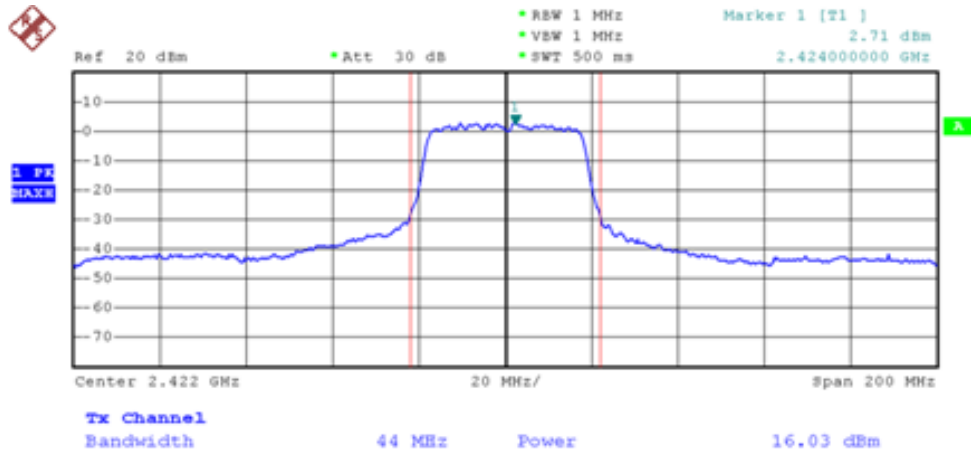




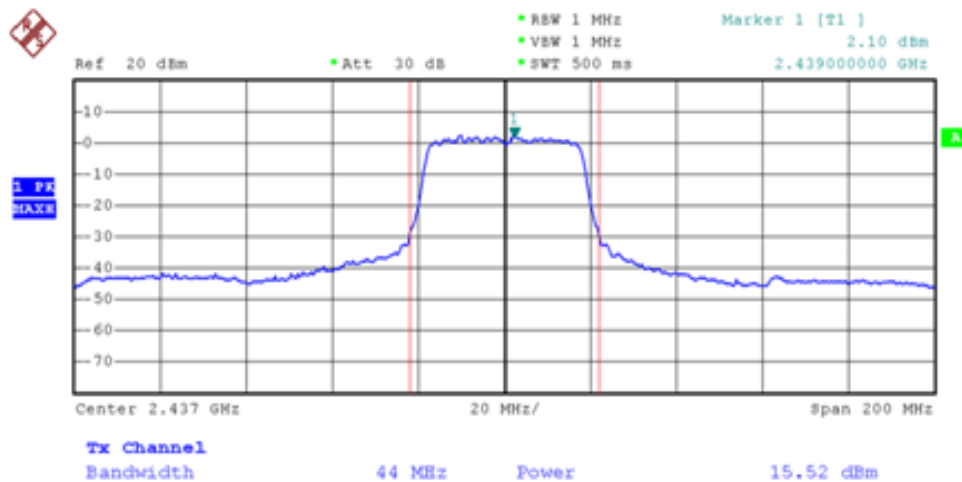
| | |
|-----------|--------------------------------------|
| Test Item | Maximum Peak Output Power |
| Test Mode | Mode 4: Transmit by 802.11 n (40MHz) |
| Test Date | 2010-08-07 |

| Channel No. | Frequency (MHz) | Measurement (dBm) | Required Limit (dBm) | Result |
|-------------|-----------------|-------------------|----------------------|--------|
| 03 | 2422 | 16.03 | 30 dBm | Pass |
| 06 | 2437 | 15.52 | 30 dBm | Pass |
| 09 | 2452 | 15.67 | 30 dBm | Pass |

Channel 03 (2422MHz)

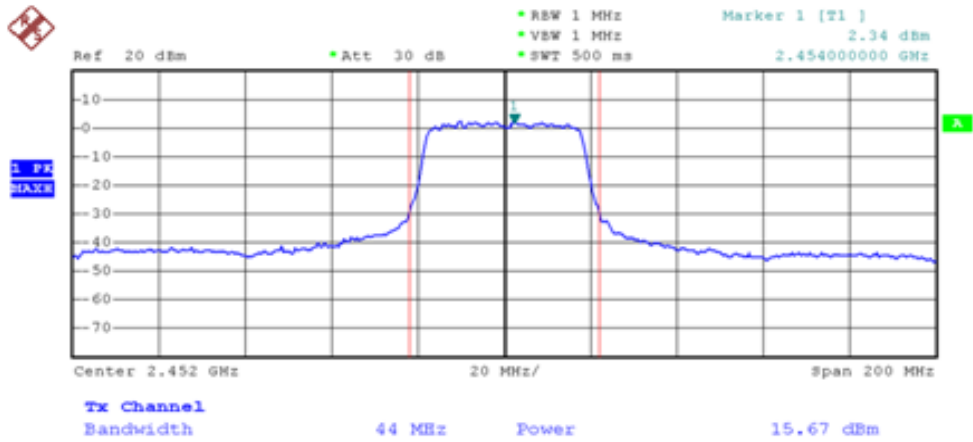


Channel 06 (2437MHz)





Channel 09 (2452MHz)





7. Band Edges

7.1. Test Limit

For RF Conducted requirement:

20 dB bandwidth of the emission is contained within the operation frequency band.

For RF Radiated requirement:

Radiated emissions which fall in the restricted bands, as defined in Section 15.205(a) of FCC part 15, must also comply with the radiated emission limits specified in Section 15.209(a) (see Section 15.205(c)).

7.2. Test Procedure

For RF Conducted Measurement:

The EUT was tested according to DTS test procedure of April 2007 KDB558074 for compliance to FCC 47CFR 15.247 requirements.

Set RBW = 100 kHz, Span greater than RBW.

For RF Radiated Measurement:

The EUT was setup according to ANSI C63.4, 2003 and tested according to DTS test procedure of April 2007 KDB558074 for compliance to FCC 47CFR 15.247 requirements.

The EUT is placed on a turn table which is 0.8 meter above ground plane. The antenna to EUT distance is 3 meters. The EUT is configured in accordance with ANSI C63.4. The EUT is set to transmit in a continuous mode.

For measurements below 1GHz the resolution bandwidth is set to 100kHz for peak detection measurements or 120kHz for quasi-peak detection measurements. Peak detection is used unless otherwise noted as quasi-peak.

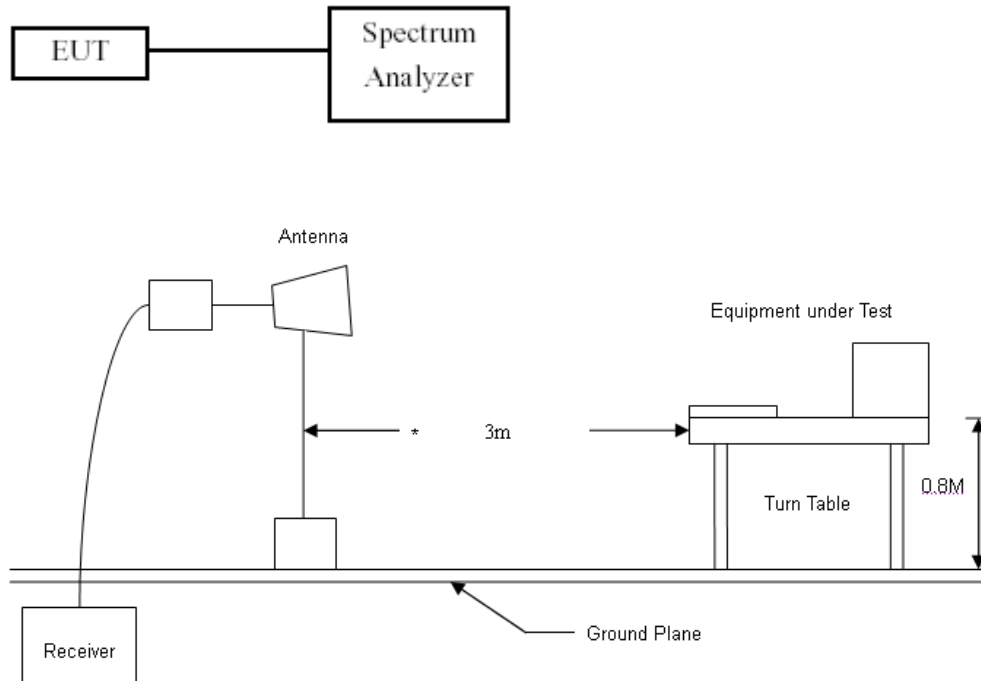
For measurements above 1GHz the resolution bandwidth is set to 1MHz, then the video bandwidth is set to 1MHz for peak measurements and 10Hz for average measurements.

The spectrum from 30MHz to 26GHz is investigated with the transmitter set to the lowest, middle and highest channels in the 2.4GHz band.

The frequency range of interest is monitored at a fixed antenna height and EUT azimuth. The EUT is rotated through 360 degrees to maximize emissions received. The antenna is scanned from 1 to 4 meters above the ground plane to further maximize the emission. Measurements are Made with the antenna polarized in both the vertical and the horizontal positions.



7.3. Test Setup Layout



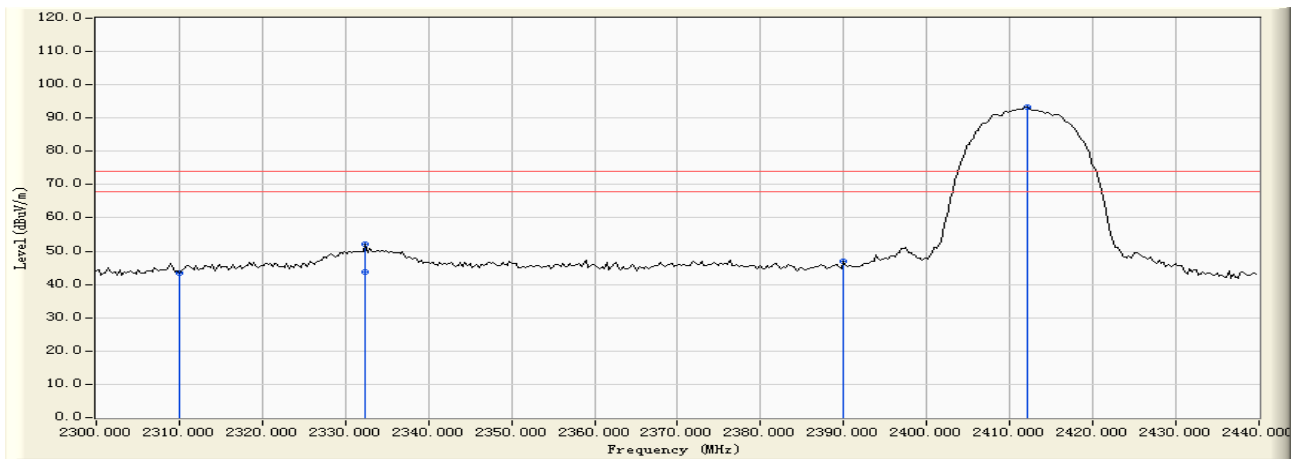
7.4. Measurement Equipment

| Instrument/Ancillary | Model No. | Manufacturer | Serial No. | Calibration Date |
|-----------------------------|-------------|--------------|---------------|------------------|
| Spectrum Analyzer | R&S | FSP40 | 100324 | 2009.11.02 |
| H64 Amplifier | HP | 8447F | 3113A05582 | 2009.12.01 |
| Preamplifier | Agilent | 8449B | ED-HE-EMI-077 | 2010.02.10 |
| Broad-Band Horn Antenna | Schwarzbeck | BBHA9120D | 100363 | 2009.11.10 |
| Temperature/ Humidity Meter | Zhicheng | ZC1-11 | CEP-TH-002 | 2009.10.19 |



7.5. Test Result and Data

| | |
|--|--|
| Engineer : Alice | |
| Site : EMC Lab AC 102 | Time : 2010/07/30 - 16:00 |
| Limit : FCC_15_03M_PK | Margin : 6 |
| EUT : 802.11n Wireless ADSL2+ 4-port Gateway | Probe : BBHA9120D(1-18GHz) - HORIZONTAL |
| Power : AC 120V/60Hz | Note : Mode 1: Transmit by 802.11b (2412MHz) |



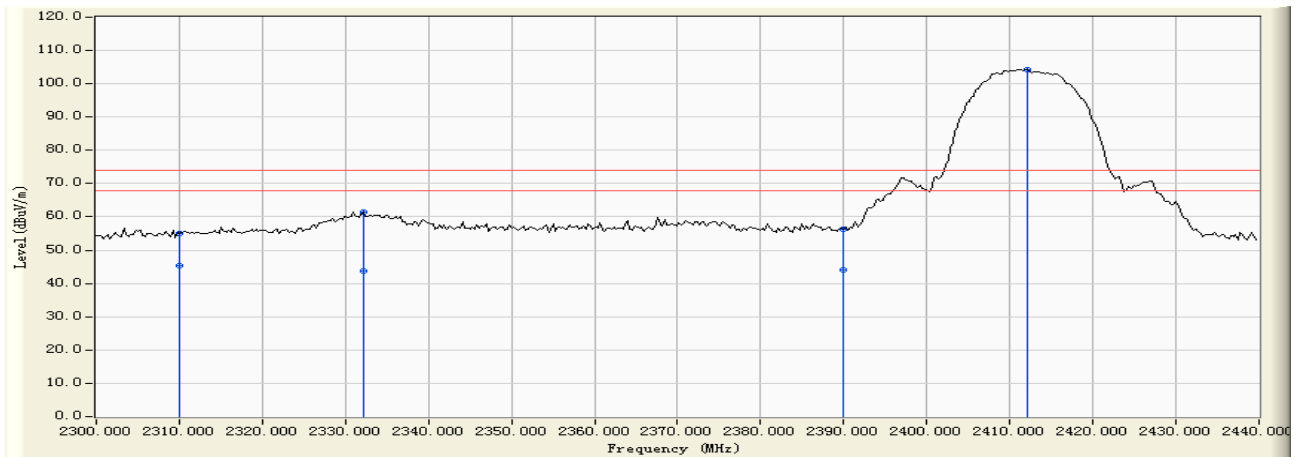
| | | Frequency (MHz) | Correct Factor (dB) | Reading Level (dBuV) | Measure Level (dBuV/m) | Margin (dB) | Limit (dBuV/m) | Detector Type |
|---|---|-----------------|---------------------|----------------------|------------------------|-------------|----------------|---------------|
| 1 | | 2310.000 | 0.188 | 43.363 | 43.552 | -30.448 | 74.000 | PEAK |
| 2 | | 2332.415 | 0.239 | 52.013 | 52.252 | -21.748 | 74.000 | PEAK |
| 3 | | 2332.415 | 0.239 | 43.580 | 43.819 | -10.181 | 54.000 | AVERAGE |
| 4 | | 2390.000 | 0.358 | 46.566 | 46.924 | -27.076 | 74.000 | PEAK |
| 5 | * | 2412.056 | 0.428 | 92.922 | 93.351 | N/A | N/A | PEAK |

Note:

1. All Readings below 1GHz are Quasi-Peak, above are performed with peak and/or average measurements as necessary.
2. Measurement Level = Reading Level + Correct Factor



| | |
|--|--|
| Engineer : Alice | |
| Site : EMC Lab AC 102 | Time : 2010/07/30 - 16:02 |
| Limit : FCC_15_03M_PK | Margin : 6 |
| EUT : 802.11n Wireless ADSL2+ 4-port Gateway | Probe : BBHA9120D(1-18GHz) - VERTICAL |
| Power : AC 120V/60Hz | Note : Mode 1: Transmit by 802.11b (2412MHz) |



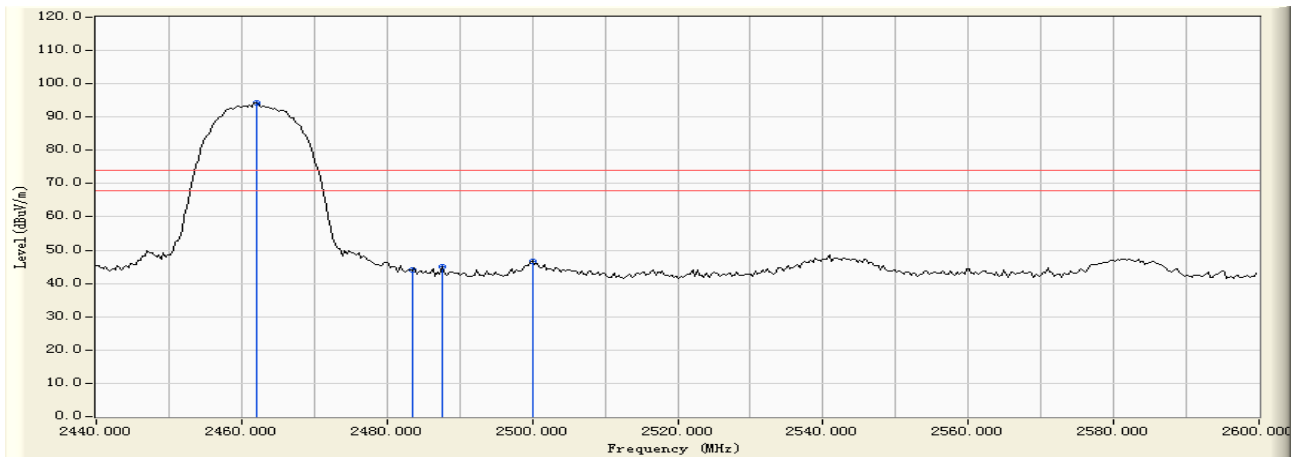
| | | Frequency (MHz) | Correct Factor (dB) | Reading Level (dBuV) | Measure Level (dBuV/m) | Margin (dB) | Limit (dBuV/m) | Detector Type |
|---|---|-----------------|---------------------|----------------------|------------------------|-------------|----------------|---------------|
| 1 | | 2310.000 | 0.188 | 54.821 | 55.010 | -18.990 | 74.000 | PEAK |
| 2 | | 2310.000 | 0.188 | 45.330 | 45.519 | -8.481 | 54.000 | AVERAGE |
| 3 | | 2332.136 | 0.238 | 61.134 | 61.372 | -12.628 | 74.000 | PEAK |
| 4 | | 2332.136 | 0.238 | 43.580 | 43.818 | -10.182 | 54.000 | AVERAGE |
| 5 | | 2390.000 | 0.358 | 55.972 | 56.330 | -17.670 | 74.000 | PEAK |
| 6 | | 2390.000 | 0.358 | 43.670 | 44.028 | -9.972 | 54.000 | AVERAGE |
| 7 | * | 2412.056 | 0.428 | 103.916 | 104.345 | N/A | N/A | PEAK |

Note:

1. All Readings below 1GHz are Quasi-Peak, above are performed with peak and/or average measurements as necessary.
2. Measurement Level = Reading Level + Correct Factor



| | |
|--|--|
| Engineer : Alice | |
| Site : EMC Lab AC 102 | Time : 2010/07/30 - 16:11 |
| Limit : FCC_15_03M_PK | Margin : 6 |
| EUT : 802.11n Wireless ADSL2+ 4-port Gateway | Probe : BBHA9120D(1-18GHz) - HORIZONTAL |
| Power : AC 120V/60Hz | Note : Mode 1: Transmit by 802.11b (2462MHz) |



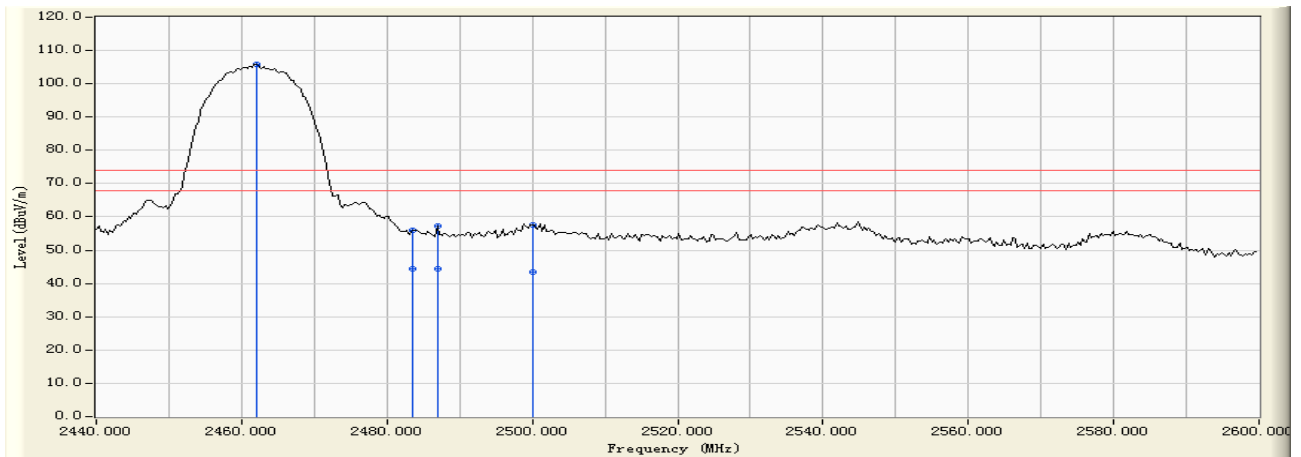
| | | Frequency (MHz) | Correct Factor (dB) | Reading Level (dBuV) | Measure Level (dBuV/m) | Margin (dB) | Limit (dBuV/m) | Detector Type |
|---|---|-----------------|---------------------|----------------------|------------------------|-------------|----------------|---------------|
| 1 | * | 2462.036 | 0.600 | 93.730 | 94.330 | N/A | N/A | PEAK |
| 2 | | 2483.500 | 0.672 | 43.354 | 44.027 | -29.973 | 74.000 | PEAK |
| 3 | | 2487.585 | 0.687 | 44.311 | 44.998 | -29.002 | 74.000 | PEAK |
| 4 | | 2500.000 | 0.737 | 46.047 | 46.783 | -27.217 | 74.000 | PEAK |

Note:

1. All Readings below 1GHz are Quasi-Peak, above are performed with peak and/or average measurements as necessary.
2. Measurement Level = Reading Level + Correct Factor



| | |
|--|--|
| Engineer : Alice | |
| Site : EMC Lab AC 102 | Time : 2010/07/30 - 16:13 |
| Limit : FCC_15_03M_PK | Margin : 6 |
| EUT : 802.11n Wireless ADSL2+ 4-port Gateway | Probe : BBHA9120D(1-18GHz) - VERTICAL |
| Power : AC 120V/60Hz | Note : Mode 1: Transmit by 802.11b (2462MHz) |



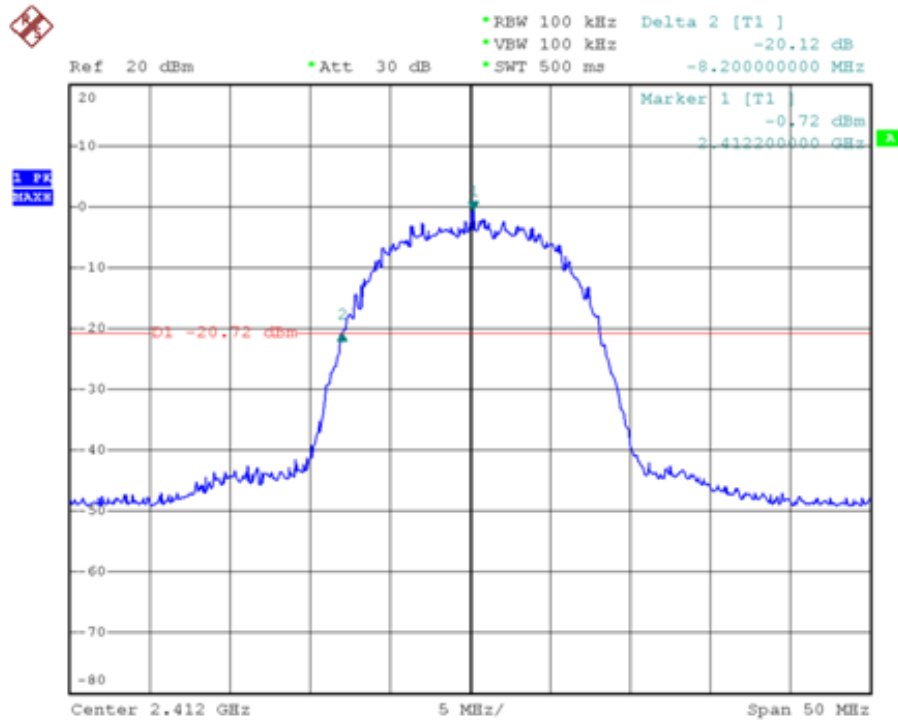
| | | Frequency (MHz) | Correct Factor (dB) | Reading Level (dBuV) | Measure Level (dBuV/m) | Margin (dB) | Limit (dBuV/m) | Detector Type |
|---|---|-----------------|---------------------|----------------------|------------------------|-------------|----------------|---------------|
| 1 | * | 2462.036 | 0.600 | 105.321 | 105.921 | N/A | N/A | PEAK |
| 2 | | 2483.500 | 0.672 | 55.266 | 55.939 | -18.061 | 74.000 | PEAK |
| 3 | | 2483.500 | 0.672 | 43.670 | 44.343 | -9.657 | 54.000 | AVERAGE |
| 4 | | 2486.946 | 0.685 | 56.439 | 57.124 | -16.876 | 74.000 | PEAK |
| 5 | | 2486.946 | 0.685 | 43.570 | 44.255 | -9.745 | 54.000 | AVERAGE |
| 6 | | 2500.000 | 0.737 | 56.706 | 57.442 | -16.558 | 74.000 | PEAK |
| 7 | | 2500.000 | 0.737 | 42.540 | 43.276 | -10.724 | 54.000 | AVERAGE |

Note:

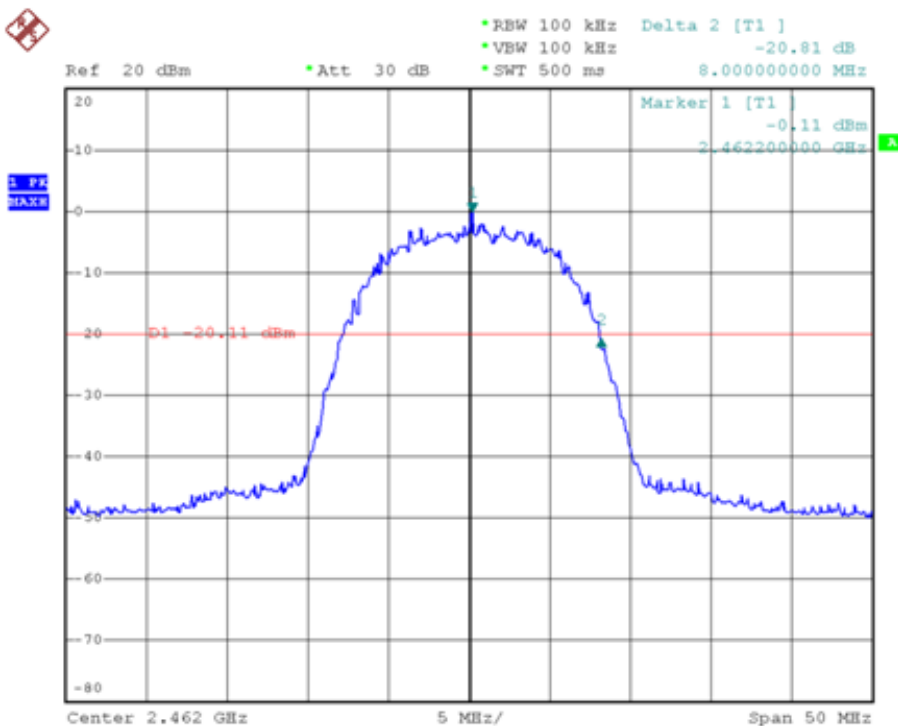
1. All Readings below 1GHz are Quasi-Peak, above are performed with peak and/or average measurements as necessary.
2. Measurement Level = Reading Level + Correct Factor



Band Edge (20dBc RF Conducted Measurement)
Mode 1: Transmit by 802.11b (2412MHz)

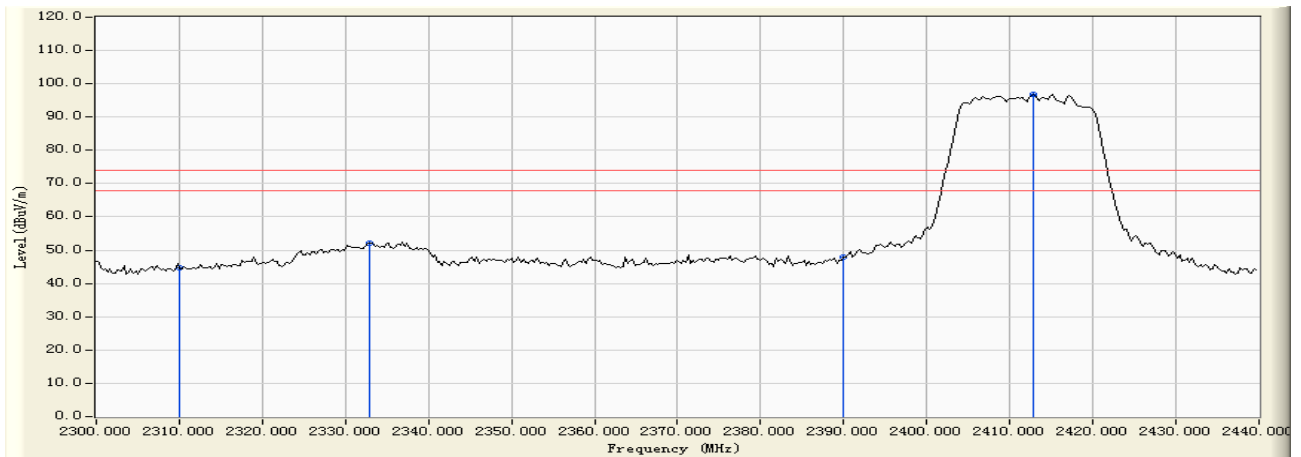


Band Edge (20dBc RF Conducted Measurement)
Mode 1: Transmit by 802.11b (2462MHz)





| | |
|--|--|
| Engineer : Alice | |
| Site : EMC Lab AC 102 | Time : 2010/07/30 - 16:21 |
| Limit : FCC_15_03M_PK | Margin : 6 |
| EUT : 802.11n Wireless ADSL2+ 4-port Gateway | Probe : BBHA9120D(1-18GHz) - HORIZONTAL |
| Power : AC 120V/60Hz | Note : Mode 2: Transmit by 802.11g (2412MHz) |



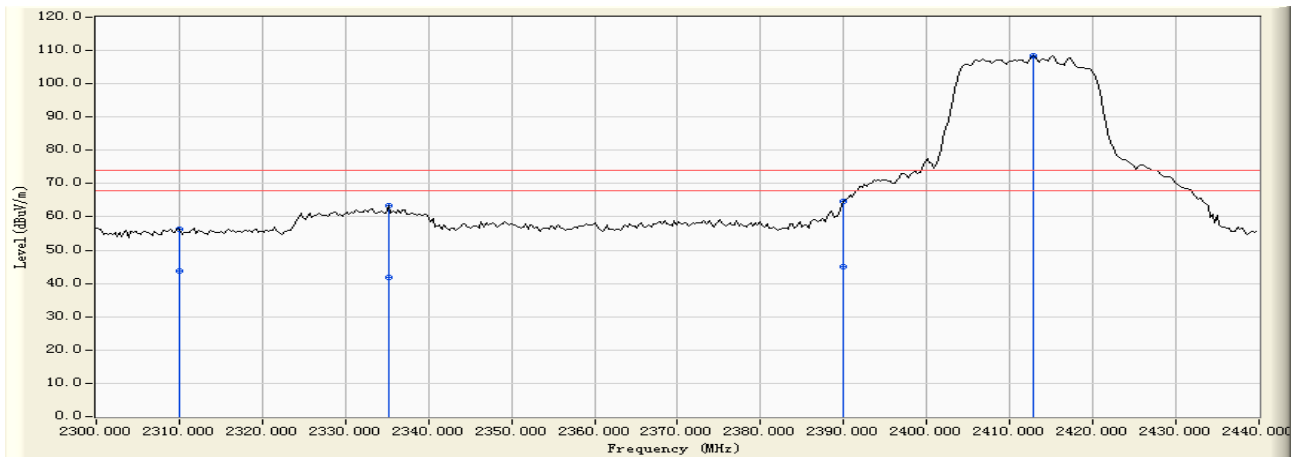
| | | Frequency (MHz) | Correct Factor (dB) | Reading Level (dBuV) | Measure Level (dBuV/m) | Margin (dB) | Limit (dBuV/m) | Detector Type |
|---|---|-----------------|---------------------|----------------------|------------------------|-------------|----------------|---------------|
| 1 | | 2310.000 | 0.188 | 44.401 | 44.590 | -29.410 | 74.000 | PEAK |
| 2 | | 2332.974 | 0.240 | 52.029 | 52.269 | -21.731 | 74.000 | PEAK |
| 3 | | 2390.000 | 0.358 | 47.560 | 47.918 | -26.082 | 74.000 | PEAK |
| 4 | * | 2412.894 | 0.432 | 96.553 | 96.985 | N/A | N/A | PEAK |

Note:

1. All Readings below 1GHz are Quasi-Peak, above are performed with peak and/or average measurements as necessary.
2. Measurement Level = Reading Level + Correct Factor



| | |
|--|--|
| Engineer : Alice | |
| Site : EMC Lab AC 102 | Time : 2010/07/30 - 16:23 |
| Limit : FCC_15_03M_PK | Margin : 6 |
| EUT : 802.11n Wireless ADSL2+ 4-port Gateway | Probe : BBHA9120D(1-18GHz) - VERTICAL |
| Power : AC 120V/60Hz | Note : Mode 2: Transmit by 802.11g (2412MHz) |



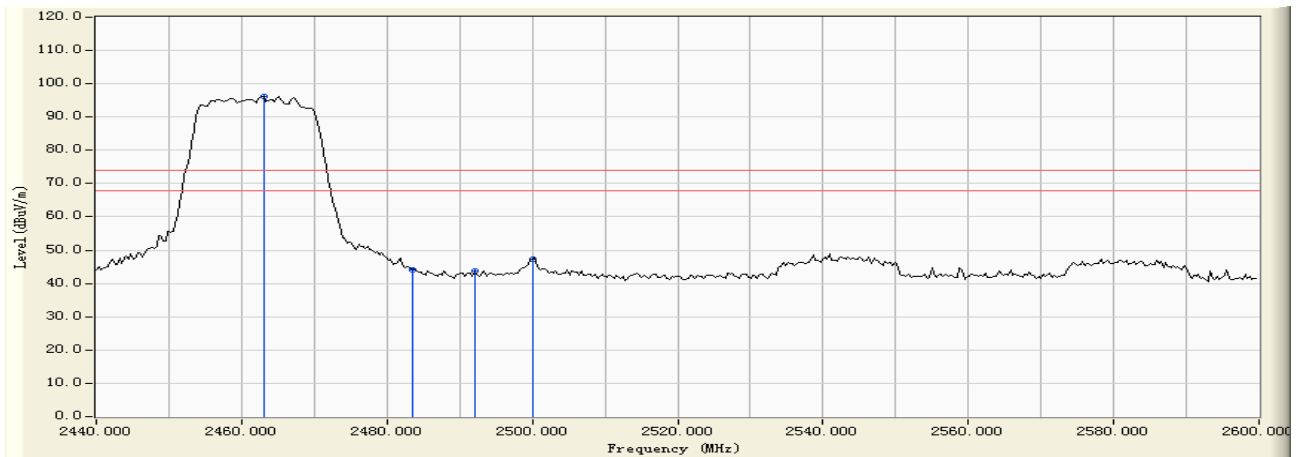
| | | Frequency (MHz) | Correct Factor (dB) | Reading Level (dBuV) | Measure Level (dBuV/m) | Margin (dB) | Limit (dBuV/m) | Detector Type |
|---|---|-----------------|---------------------|----------------------|------------------------|-------------|----------------|---------------|
| 1 | | 2310.000 | 0.188 | 56.267 | 56.456 | -17.544 | 74.000 | PEAK |
| 2 | | 2310.000 | 0.188 | 43.570 | 43.759 | -10.241 | 54.000 | AVERAGE |
| 3 | | 2335.210 | 0.245 | 63.014 | 63.259 | -10.741 | 74.000 | PEAK |
| 4 | | 2335.210 | 0.245 | 41.640 | 41.885 | -12.115 | 54.000 | AVERAGE |
| 5 | | 2390.000 | 0.358 | 64.222 | 64.580 | -9.420 | 74.000 | PEAK |
| 6 | | 2390.000 | 0.358 | 44.630 | 44.988 | -9.012 | 54.000 | AVERAGE |
| 7 | * | 2412.894 | 0.432 | 108.042 | 108.474 | N/A | N/A | PEAK |

Note:

1. All Readings below 1GHz are Quasi-Peak, above are performed with peak and/or average measurements as necessary.
2. Measurement Level = Reading Level + Correct Factor



| | |
|--|--|
| Engineer : Alice | |
| Site : EMC Lab AC 102 | Time : 2010/07/30 - 16:33 |
| Limit : FCC_15_03M_PK | Margin : 6 |
| EUT : 802.11n Wireless ADSL2+ 4-port Gateway | Probe : BBHA9120D(1-18GHz) - HORIZONTAL |
| Power : AC 120V/60Hz | Note : Mode 2: Transmit by 802.11g (2462MHz) |



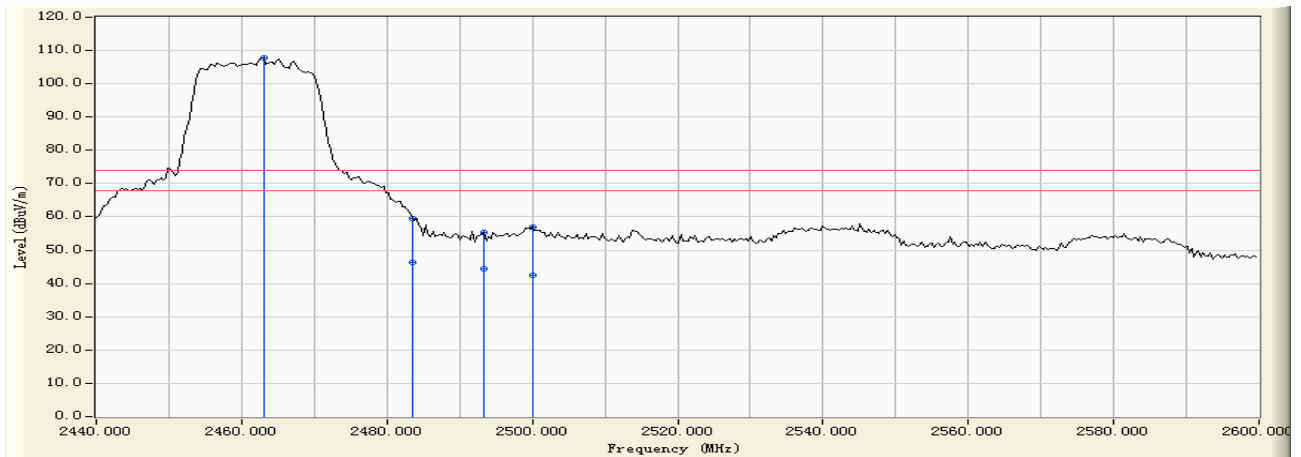
| | | Frequency (MHz) | Correct Factor (dB) | Reading Level (dBuV) | Measure Level (dBuV/m) | Margin (dB) | Limit (dBuV/m) | Detector Type |
|---|---|-----------------|---------------------|----------------------|------------------------|-------------|----------------|---------------|
| 1 | * | 2462.994 | 0.602 | 95.713 | 96.316 | N/A | N/A | PEAK |
| 2 | | 2483.500 | 0.672 | 43.486 | 44.159 | -29.841 | 74.000 | PEAK |
| 3 | | 2492.056 | 0.702 | 43.085 | 43.787 | -30.213 | 74.000 | PEAK |
| 4 | | 2500.000 | 0.737 | 46.445 | 47.181 | -26.819 | 74.000 | PEAK |

Note:

1. All Readings below 1GHz are Quasi-Peak, above are performed with peak and/or average measurements as necessary.
2. Measurement Level = Reading Level + Correct Factor



| | |
|--|--|
| Engineer : Alice | |
| Site : EMC Lab AC 102 | Time : 2010/07/30 - 16:35 |
| Limit : FCC_15_03M_PK | Margin : 6 |
| EUT : 802.11n Wireless ADSL2+ 4-port Gateway | Probe : BBHA9120D(1-18GHz) - VERTICAL |
| Power : AC 120V/60Hz | Note : Mode 2: Transmit by 802.11g (2462MHz) |



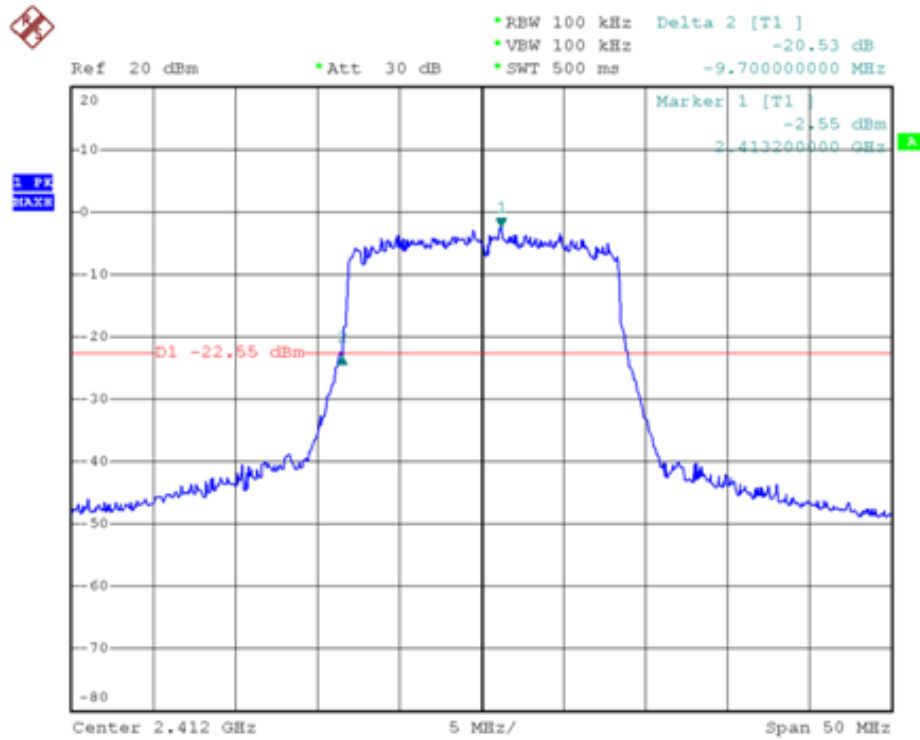
| | | Frequency (MHz) | Correct Factor (dB) | Reading Level (dBuV) | Measure Level (dBuV/m) | Margin (dB) | Limit (dBuV/m) | Detector Type |
|---|---|-----------------|---------------------|----------------------|------------------------|-------------|----------------|---------------|
| 1 | * | 2462.994 | 0.602 | 107.087 | 107.690 | N/A | N/A | PEAK |
| 2 | | 2483.500 | 0.672 | 58.839 | 59.512 | -14.488 | 74.000 | PEAK |
| 3 | | 2483.500 | 0.672 | 45.620 | 46.293 | -7.707 | 54.000 | AVERAGE |
| 4 | | 2493.333 | 0.707 | 54.724 | 55.431 | -18.569 | 74.000 | PEAK |
| 5 | | 2493.333 | 0.707 | 43.570 | 44.277 | -9.723 | 54.000 | AVERAGE |
| 6 | | 2500.000 | 0.737 | 56.277 | 57.013 | -16.987 | 74.000 | PEAK |
| 7 | | 2500.000 | 0.737 | 41.680 | 42.416 | -11.584 | 54.000 | AVERAGE |

Note:

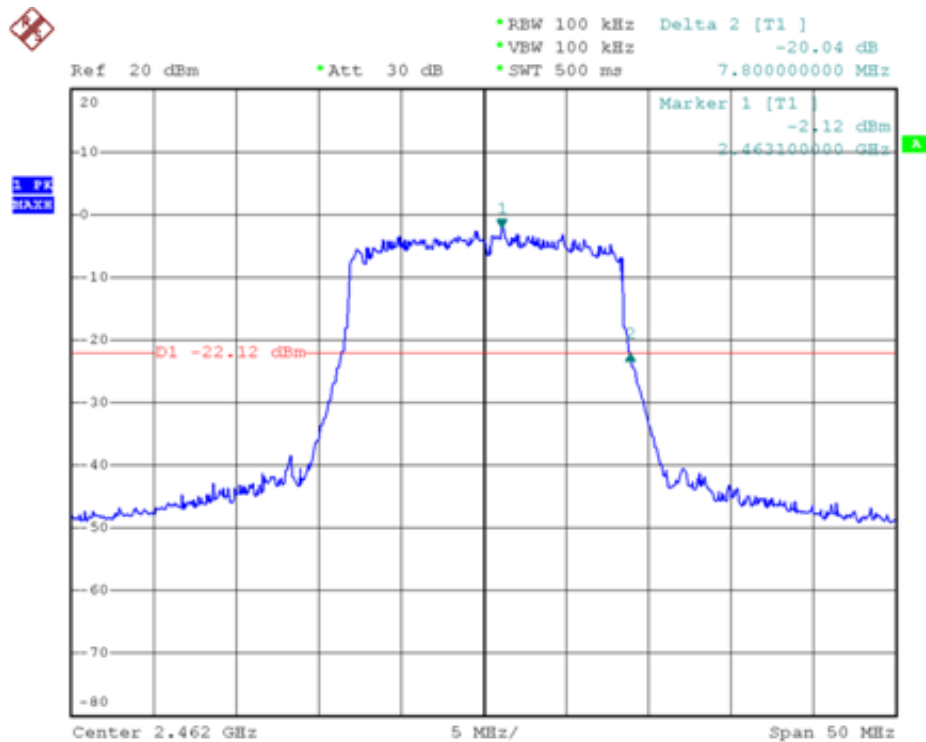
1. All Readings below 1GHz are Quasi-Peak, above are performed with peak and/or average measurements as necessary.
2. Measurement Level = Reading Level + Correct Factor



Band Edge (20dBc RF Conducted Measurement)
Mode 2: Transmit by 802.11g (2412MHz)

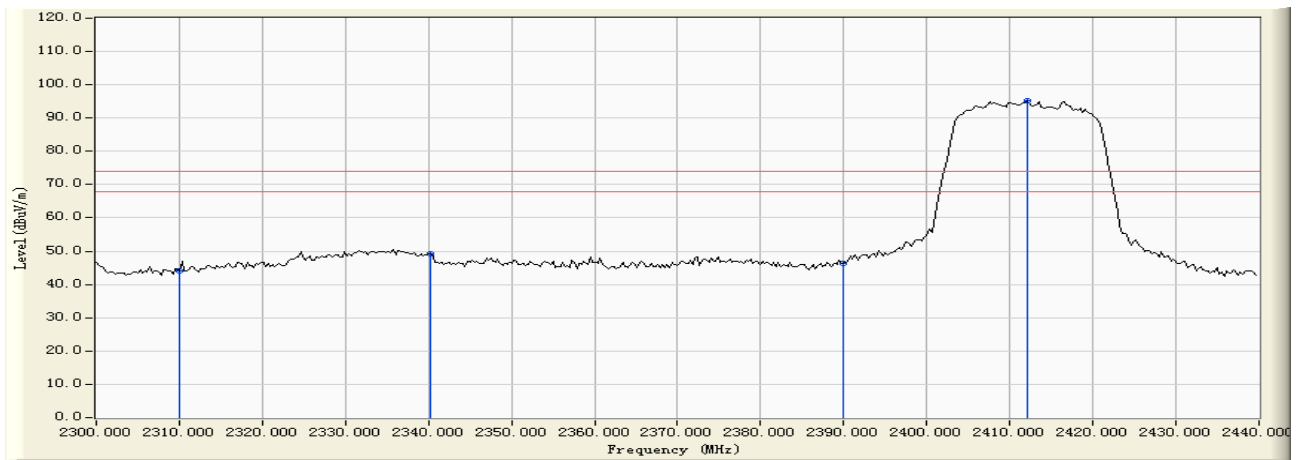


Band Edge (20dBc RF Conducted Measurement)
Mode 2: Transmit by 802.11g (2462MHz)





| | |
|--|---|
| Engineer : Alice | |
| Site : EMC Lab AC 102 | Time : 2010/07/30 - 16:45 |
| Limit : FCC_15_03M_PK | Margin : 6 |
| EUT : 802.11n Wireless ADSL2+ 4-port Gateway | Probe : BBHA9120D(1-18GHz) - HORIZONTAL |
| Power : AC 120V/60Hz | Note : Mode 3: Transmit by 802.11n(20MHz) (2412MHz) |



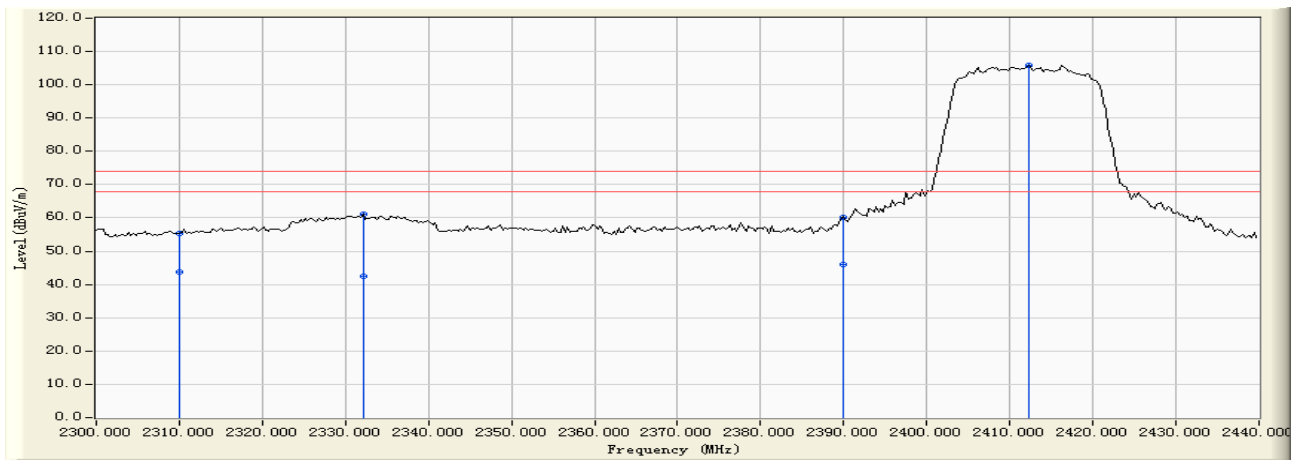
| | | Frequency (MHz) | Correct Factor (dB) | Reading Level (dBuV) | Measure Level (dBuV/m) | Margin (dB) | Limit (dBuV/m) | Detector Type |
|---|---|-----------------|---------------------|----------------------|------------------------|-------------|----------------|---------------|
| 1 | | 2310.000 | 0.188 | 44.018 | 44.207 | -29.793 | 74.000 | PEAK |
| 2 | | 2340.240 | 0.256 | 49.105 | 49.361 | -24.639 | 74.000 | PEAK |
| 3 | | 2390.000 | 0.358 | 45.852 | 46.210 | -27.790 | 74.000 | PEAK |
| 4 | * | 2412.056 | 0.428 | 94.867 | 95.296 | N/A | N/A | PEAK |

Note:

1. All Readings below 1GHz are Quasi-Peak, above are performed with peak and/or average measurements as necessary.
2. Measurement Level = Reading Level + Correct Factor



| | |
|--|---|
| Engineer : Alice | |
| Site : EMC Lab AC 102 | Time : 2010/07/30 - 16:48 |
| Limit : FCC_15_03M_PK | Margin : 6 |
| EUT : 802.11n Wireless ADSL2+ 4-port Gateway | Probe : BBHA9120D(1-18GHz) - VERTICAL |
| Power : AC 120V/60Hz | Note : Mode 3: Transmit by 802.11n(20MHz) (2412MHz) |



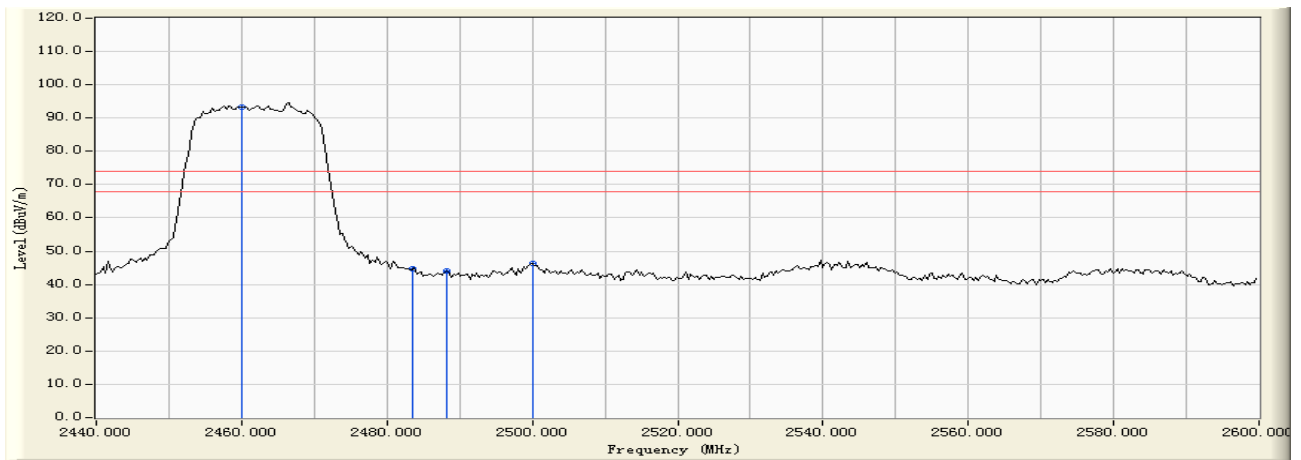
| | | Frequency (MHz) | Correct Factor (dB) | Reading Level (dBuV) | Measure Level (dBuV/m) | Margin (dB) | Limit (dBuV/m) | Detector Type |
|---|---|-----------------|---------------------|----------------------|------------------------|-------------|----------------|---------------|
| 1 | | 2310.000 | 0.188 | 55.128 | 55.317 | -18.683 | 74.000 | PEAK |
| 2 | | 2310.000 | 0.188 | 43.670 | 43.859 | -10.141 | 54.000 | AVERAGE |
| 3 | | 2332.136 | 0.238 | 60.956 | 61.194 | -12.806 | 74.000 | PEAK |
| 4 | | 2332.136 | 0.238 | 42.370 | 42.608 | -11.392 | 54.000 | AVERAGE |
| 5 | | 2390.000 | 0.358 | 59.876 | 60.234 | -13.766 | 74.000 | PEAK |
| 6 | | 2390.000 | 0.358 | 45.620 | 45.978 | -8.022 | 54.000 | AVERAGE |
| 7 | * | 2412.335 | 0.429 | 105.338 | 105.768 | N/A | N/A | PEAK |

Note:

1. All Readings below 1GHz are Quasi-Peak, above are performed with peak and/or average measurements as necessary.
2. Measurement Level = Reading Level + Correct Factor



| | |
|--|---|
| Engineer : Alice | |
| Site : EMC Lab AC 102 | Time : 2010/07/30 - 16:58 |
| Limit : FCC_15_03M_PK | Margin : 6 |
| EUT : 802.11n Wireless ADSL2+ 4-port Gateway | Probe : BBHA9120D(1-18GHz) - HORIZONTAL |
| Power : AC 120V/60Hz | Note : Mode 3: Transmit by 802.11n(20MHz) (2462MHz) |



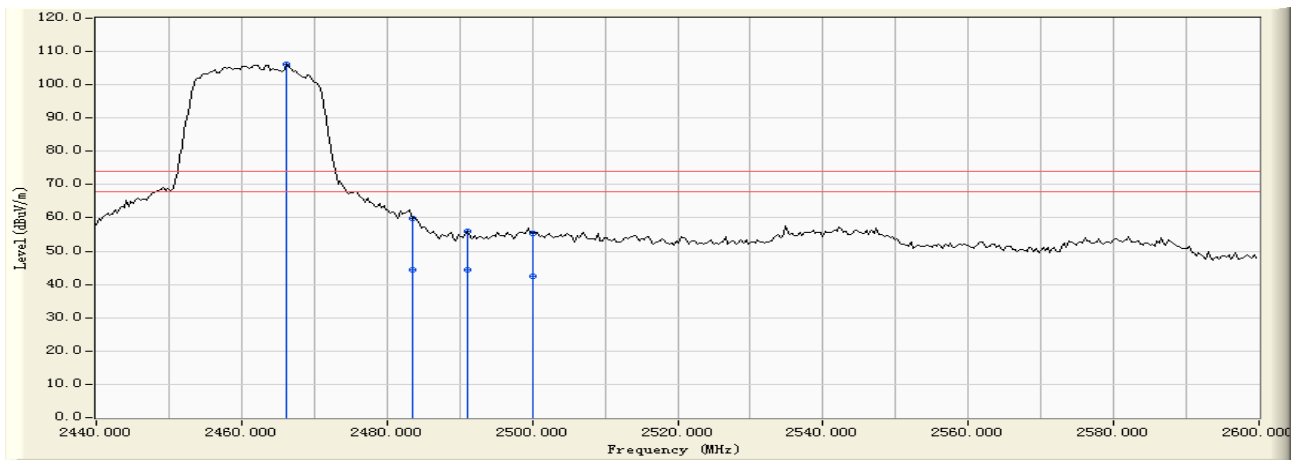
| | | Frequency (MHz) | Correct Factor (dB) | Reading Level (dBuV) | Measure Level (dBuV/m) | Margin (dB) | Limit (dBuV/m) | Detector Type |
|---|---|-----------------|---------------------|----------------------|------------------------|-------------|----------------|---------------|
| 1 | * | 2460.120 | 0.592 | 92.763 | 93.355 | N/A | N/A | PEAK |
| 2 | | 2483.500 | 0.672 | 43.982 | 44.655 | -29.345 | 74.000 | PEAK |
| 3 | | 2488.224 | 0.689 | 43.252 | 43.941 | -30.059 | 74.000 | PEAK |
| 4 | | 2500.000 | 0.737 | 45.529 | 46.265 | -27.735 | 74.000 | PEAK |

Note:

1. All Readings below 1GHz are Quasi-Peak, above are performed with peak and/or average measurements as necessary.
2. Measurement Level = Reading Level + Correct Factor



| | |
|--|---|
| Engineer : Alice | |
| Site : EMC Lab AC 102 | Time : 2010/07/30 - 16:59 |
| Limit : FCC_15_03M_PK | Margin : 6 |
| EUT : 802.11n Wireless ADSL2+ 4-port Gateway | Probe : BBHA9120D(1-18GHz) - VERTICAL |
| Power : AC 120V/60Hz | Note : Mode 3: Transmit by 802.11n(20MHz) (2462MHz) |



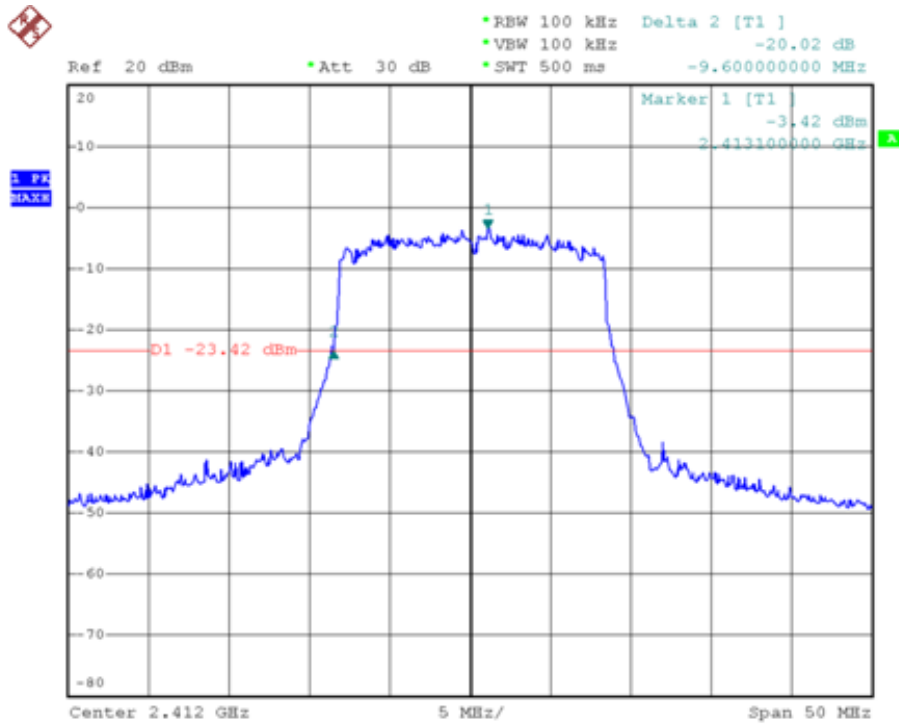
| | | Frequency (MHz) | Correct Factor (dB) | Reading Level (dBuV) | Measure Level (dBuV/m) | Margin (dB) | Limit (dBuV/m) | Detector Type |
|---|---|-----------------|---------------------|----------------------|------------------------|-------------|----------------|---------------|
| 1 | * | 2466.188 | 0.614 | 105.541 | 106.155 | N/A | N/A | PEAK |
| 2 | | 2483.500 | 0.672 | 59.056 | 59.729 | -14.271 | 74.000 | PEAK |
| 3 | | 2483.500 | 0.672 | 43.670 | 44.343 | -9.657 | 54.000 | AVERAGE |
| 4 | | 2491.098 | 0.699 | 55.351 | 56.050 | -17.950 | 74.000 | PEAK |
| 5 | | 2491.098 | 0.699 | 43.560 | 44.259 | -9.741 | 54.000 | AVERAGE |
| 6 | | 2500.000 | 0.737 | 54.676 | 55.412 | -18.588 | 74.000 | PEAK |
| 7 | | 2500.000 | 0.737 | 41.680 | 42.416 | -11.584 | 54.000 | AVERAGE |

Note:

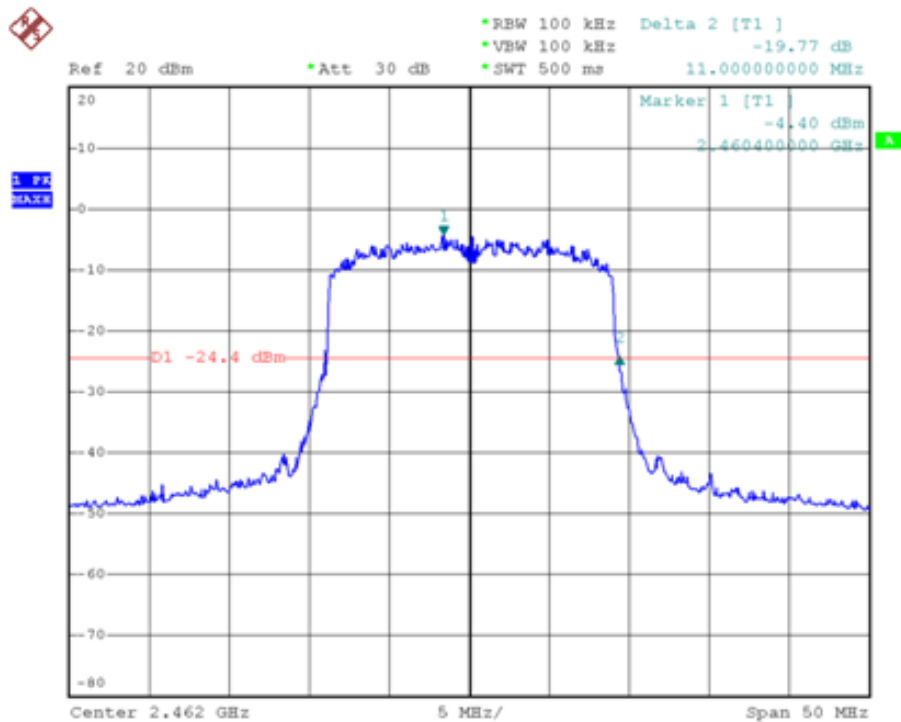
1. All Readings below 1GHz are Quasi-Peak, above are performed with peak and/or average measurements as necessary.
2. Measurement Level = Reading Level + Correct Factor



Band Edge (20dBc RF Conducted Measurement)
Mode 3: Transmit by 802.11n (20MHz) (2412MHz)

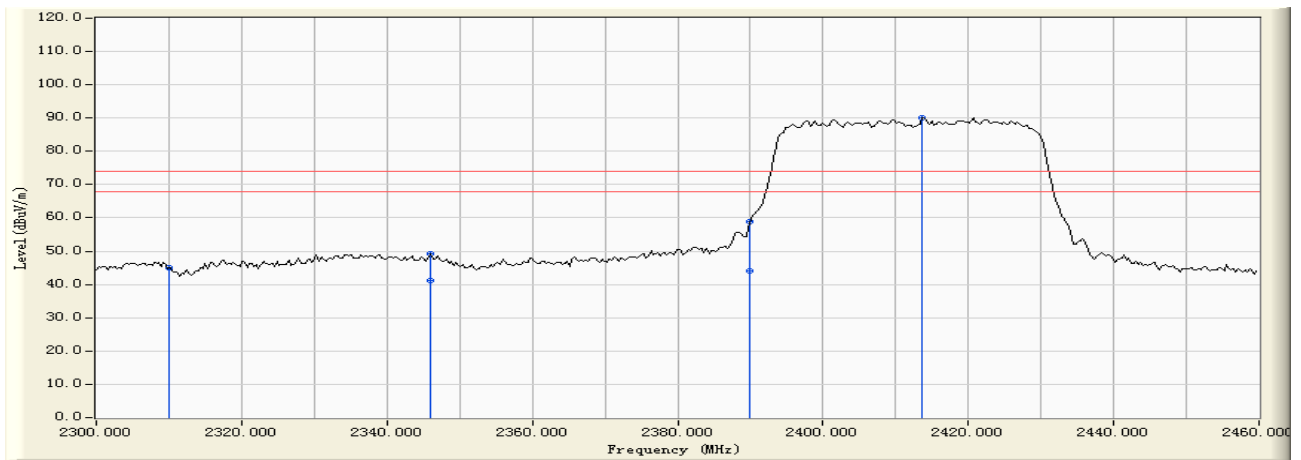


Band Edge (20dBc RF Conducted Measurement)
Mode 3: Transmit by 802.11n (20MHz) (2462MHz)





| | |
|--|---|
| Engineer : Alice | |
| Site : EMC Lab AC 102 | Time : 2010/07/30 - 17:05 |
| Limit : FCC_15_03M_PK | Margin : 6 |
| EUT : 802.11n Wireless ADSL2+ 4-port Gateway | Probe : BBHA9120D(1-18GHz) - HORIZONTAL |
| Power : AC 120V/60Hz | Note : Mode 4: Transmit by 802.11n(40MHz) (2422MHz) |



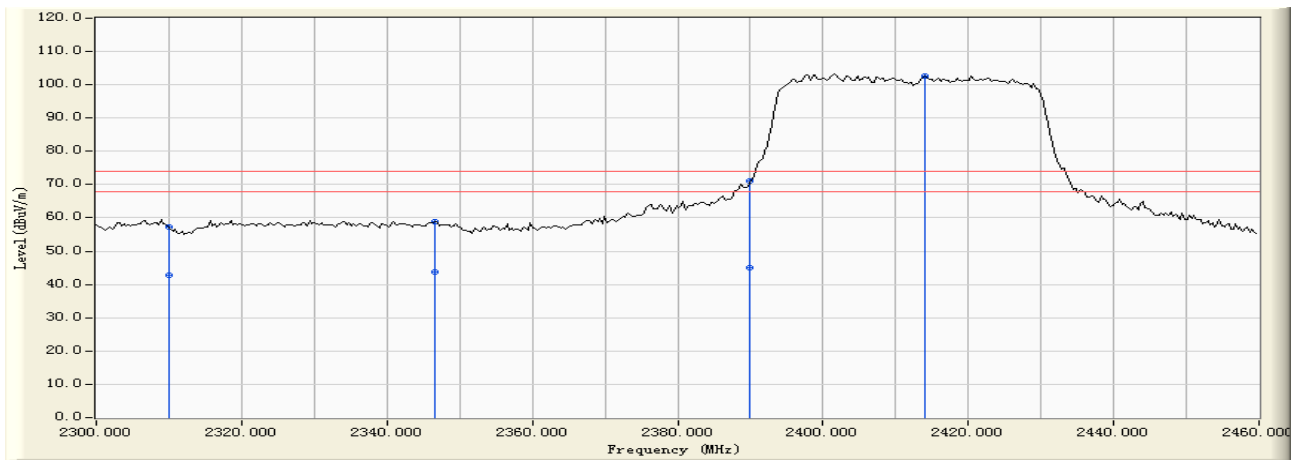
| | | Frequency (MHz) | Correct Factor (dB) | Reading Level (dBuV) | Measure Level (dBuV/m) | Margin (dB) | Limit (dBuV/m) | Detector Type |
|---|---|-----------------|---------------------|----------------------|------------------------|-------------|----------------|---------------|
| 1 | | 2310.000 | 0.188 | 44.728 | 44.917 | -29.083 | 74.000 | PEAK |
| 2 | | 2345.988 | 0.269 | 49.018 | 49.287 | -24.713 | 74.000 | PEAK |
| 3 | | 2345.988 | 0.269 | 41.020 | 41.289 | -12.711 | 54.000 | AVERAGE |
| 4 | | 2390.000 | 0.358 | 58.612 | 58.970 | -15.030 | 74.000 | PEAK |
| 5 | | 2390.000 | 0.358 | 43.560 | 43.918 | -10.082 | 54.000 | AVERAGE |
| 6 | * | 2413.693 | 0.434 | 89.507 | 89.941 | N/A | N/A | PEAK |

Note:

1. All Readings below 1GHz are Quasi-Peak, above are performed with peak and/or average measurements as necessary.
2. Measurement Level = Reading Level + Correct Factor



| | |
|--|---|
| Engineer : Alice | |
| Site : EMC Lab AC 102 | Time : 2010/07/30 - 17:08 |
| Limit : FCC_15_03M_PK | Margin : 6 |
| EUT : 802.11n Wireless ADSL2+ 4-port Gateway | Probe : BBHA9120D(1-18GHz) - VERTICAL |
| Power : AC 120V/60Hz | Note : Mode 4: Transmit by 802.11n(40MHz) (2422MHz) |



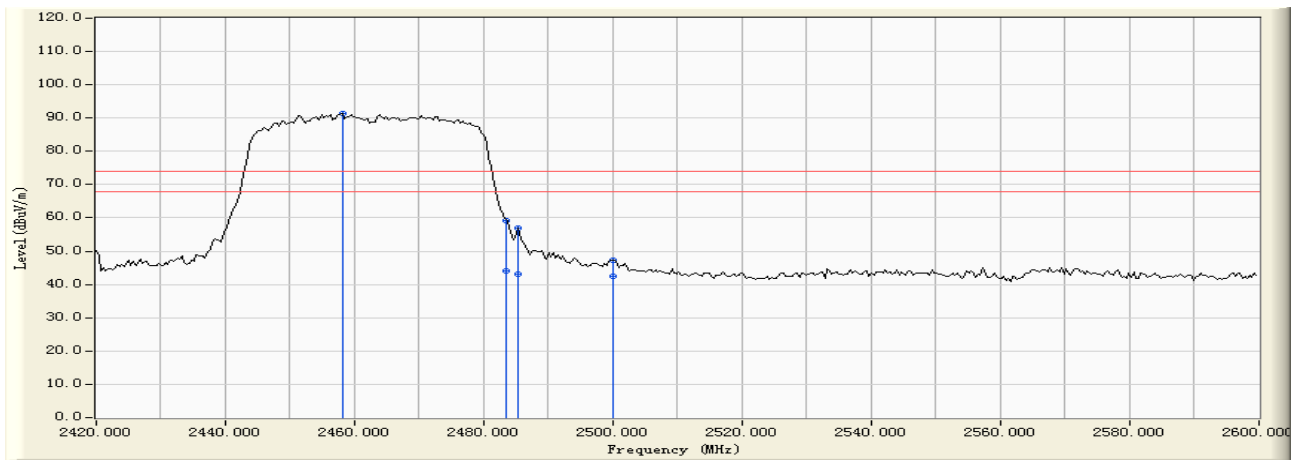
| | | Frequency (MHz) | Correct Factor (dB) | Reading Level (dBuV) | Measure Level (dBuV/m) | Margin (dB) | Limit (dBuV/m) | Detector Type |
|---|---|-----------------|---------------------|----------------------|------------------------|-------------|----------------|---------------|
| 1 | | 2310.000 | 0.188 | 57.167 | 57.356 | -16.644 | 74.000 | PEAK |
| 2 | | 2310.000 | 0.188 | 42.570 | 42.759 | -11.241 | 54.000 | AVERAGE |
| 3 | | 2346.627 | 0.271 | 58.552 | 58.823 | -15.177 | 74.000 | PEAK |
| 4 | | 2346.627 | 0.271 | 43.510 | 43.781 | -10.219 | 54.000 | AVERAGE |
| 5 | | 2390.000 | 0.358 | 70.689 | 71.047 | -2.953 | 74.000 | PEAK |
| 6 | | 2390.000 | 0.358 | 44.530 | 44.888 | -9.112 | 54.000 | AVERAGE |
| 7 | * | 2414.012 | 0.435 | 102.263 | 102.698 | N/A | N/A | PEAK |

Note:

1. All Readings below 1GHz are Quasi-Peak, above are performed with peak and/or average measurements as necessary.
2. Measurement Level = Reading Level + Correct Factor



| | |
|--|---|
| Engineer : Alice | |
| Site : EMC Lab AC 102 | Time : 2010/07/30 - 17:13 |
| Limit : FCC_15_03M_PK | Margin : 6 |
| EUT : 802.11n Wireless ADSL2+ 4-port Gateway | Probe : BBHA9120D(1-18GHz) - HORIZONTAL |
| Power : AC 120V/60Hz | Note : Mode 4: Transmit by 802.11n(40MHz) (2452MHz) |



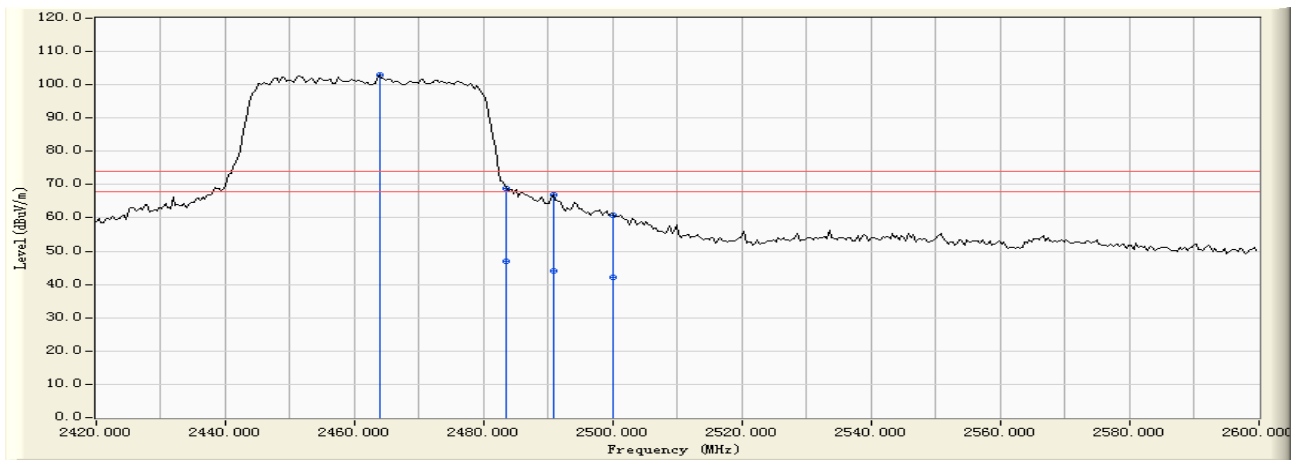
| | | Frequency (MHz) | Correct Factor (dB) | Reading Level (dBuV) | Measure Level (dBuV/m) | Margin (dB) | Limit (dBuV/m) | Detector Type |
|---|---|-----------------|---------------------|----------------------|------------------------|-------------|----------------|---------------|
| 1 | * | 2458.084 | 0.584 | 90.684 | 91.268 | N/A | N/A | PEAK |
| 2 | | 2483.500 | 0.672 | 58.646 | 59.319 | -14.681 | 74.000 | PEAK |
| 3 | | 2483.500 | 0.672 | 43.560 | 44.233 | -9.767 | 54.000 | AVERAGE |
| 4 | | 2485.389 | 0.679 | 56.324 | 57.003 | -16.997 | 74.000 | PEAK |
| 5 | | 2485.389 | 0.679 | 42.580 | 43.259 | -10.741 | 54.000 | AVERAGE |
| 6 | | 2500.000 | 0.737 | 46.518 | 47.254 | -26.746 | 74.000 | PEAK |
| 7 | | 2500.000 | 0.737 | 41.580 | 42.316 | -11.684 | 54.000 | AVERAGE |

Note:

1. All Readings below 1GHz are Quasi-Peak, above are performed with peak and/or average measurements as necessary.
2. Measurement Level = Reading Level + Correct Factor



| | |
|--|---|
| Engineer : Alice | |
| Site : EMC Lab AC 102 | Time : 2010/07/30 - 17:15 |
| Limit : FCC_15_03M_PK | Margin : 6 |
| EUT : 802.11n Wireless ADSL2+ 4-port Gateway | Probe : BBHA9120D(1-18GHz) - VERTICAL |
| Power : AC 120V/60Hz | Note : Mode 4: Transmit by 802.11n(40MHz) (2452MHz) |



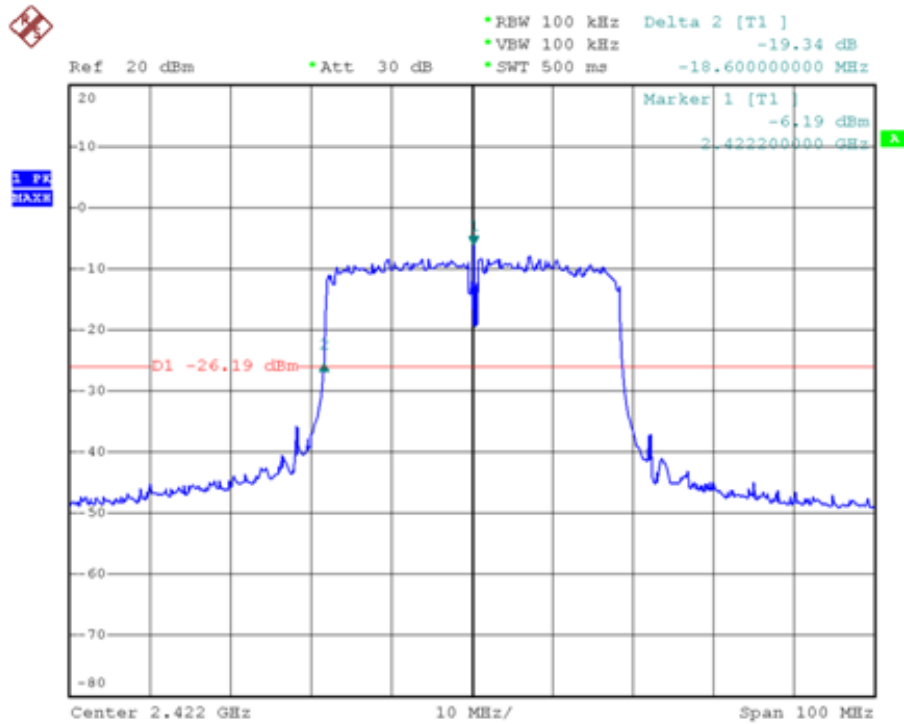
| | | Frequency (MHz) | Correct Factor (dB) | Reading Level (dBuV) | Measure Level (dBuV/m) | Margin (dB) | Limit (dBuV/m) | Detector Type |
|---|---|-----------------|---------------------|----------------------|------------------------|-------------|----------------|---------------|
| 1 | * | 2463.832 | 0.606 | 102.233 | 102.839 | N/A | N/A | PEAK |
| 2 | | 2483.500 | 0.672 | 68.267 | 68.940 | -5.060 | 74.000 | PEAK |
| 3 | | 2483.500 | 0.672 | 46.230 | 46.903 | -7.097 | 54.000 | AVERAGE |
| 4 | | 2490.778 | 0.697 | 66.231 | 66.929 | -7.071 | 74.000 | PEAK |
| 5 | | 2490.778 | 0.697 | 43.510 | 44.208 | -9.792 | 54.000 | AVERAGE |
| 6 | | 2500.000 | 0.737 | 60.095 | 60.831 | -13.169 | 74.000 | PEAK |
| 7 | | 2500.000 | 0.737 | 41.340 | 42.076 | -11.924 | 54.000 | AVERAGE |

Note:

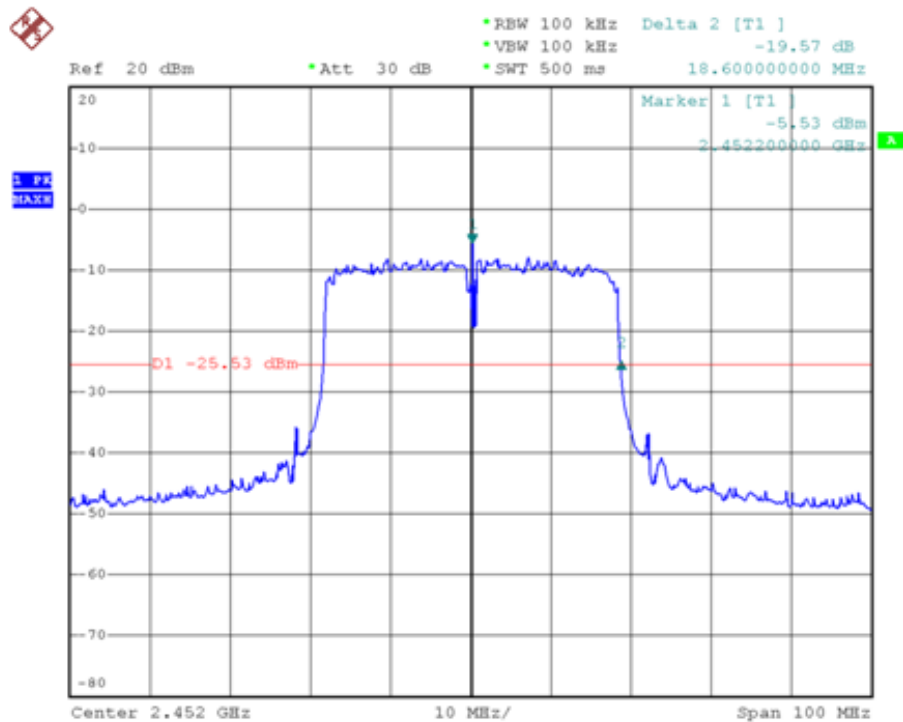
1. All Readings below 1GHz are Quasi-Peak, above are performed with peak and/or average measurements as necessary.
2. Measurement Level = Reading Level + Correct Factor



Band Edge (20dBc RF Conducted Measurement)
Mode 4: Transmit by 802.11n (40MHz) (2422MHz)



Band Edge (20dBc RF Conducted Measurement)
Mode 4: Transmit by 802.11n (40MHz) (2452MHz)





8. RF Antenna Conducted Spurious

8.1. Test Limit

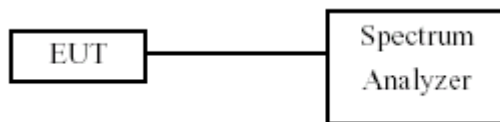
In any 100kHz bandwidth outside the frequency band in which the spread spectrum intentional Radiator is operating, the radio frequency power that is produced by the intentional radiator shall Be at least 20dB below that in the 100kHz bandwidth within the band that contains the highest level of the desired power, based on either an RF conducted or a radiated measurement.

8.2. Test Procedure

The EUT was tested according to DTS test procedure of April 2007 KDB558074for compliance to FCC 47CFR 15.247 requirements.

Set RBW= 100 kHz, Set VBW>RBW, Sweep time=Auto, set up through 10 th harmonic.

8.3. Test Setup Layout



8.4. Measurement Equipment

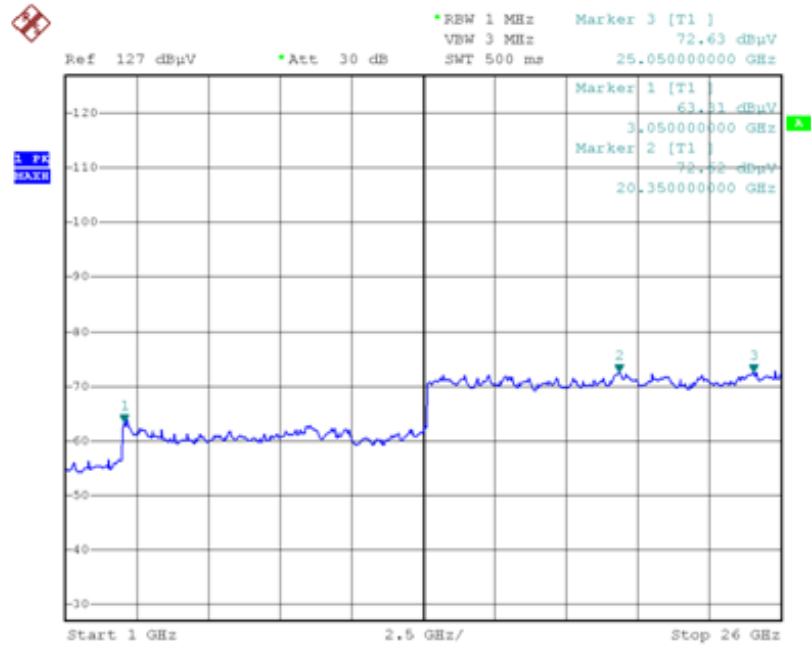
| Instrument/Ancillary | Model No. | Manufacturer | Serial No. | Calibration Date |
|--------------------------------|-----------|--------------|------------|------------------|
| Spectrum Analyzer | R&S | FSP40 | 100324 | 2009.11.02 |
| Temperature/ Humidity Meter | Zhicheng | ZC1-11 | CEP-TH-002 | 2009.10.19 |



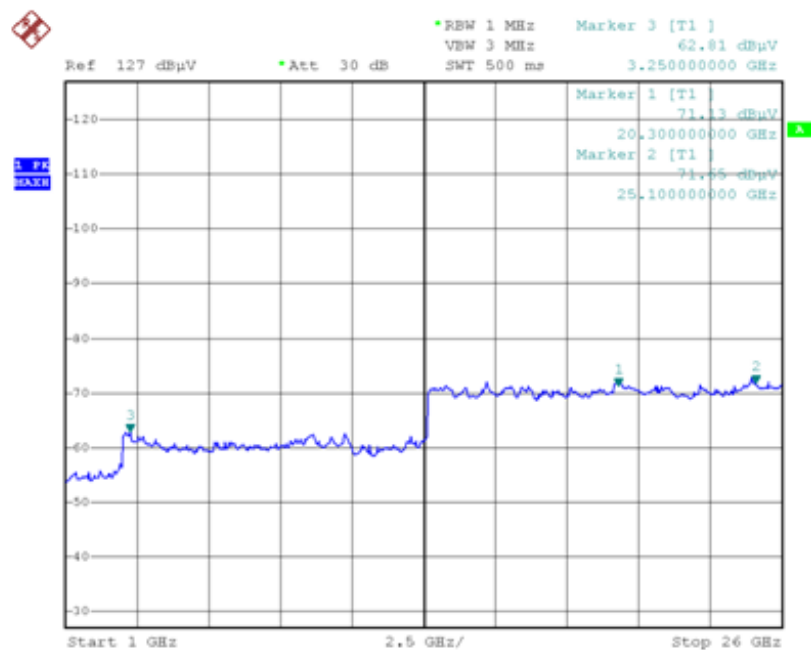
8.5. Test Result and Data

| | |
|-----------|-----------------------------|
| Test Item | Power Spectral Density |
| Test Mode | Mode 1: Transmit by 802.11b |
| Test Date | 2010-08-08 |

Channel 01 (2412MHz)

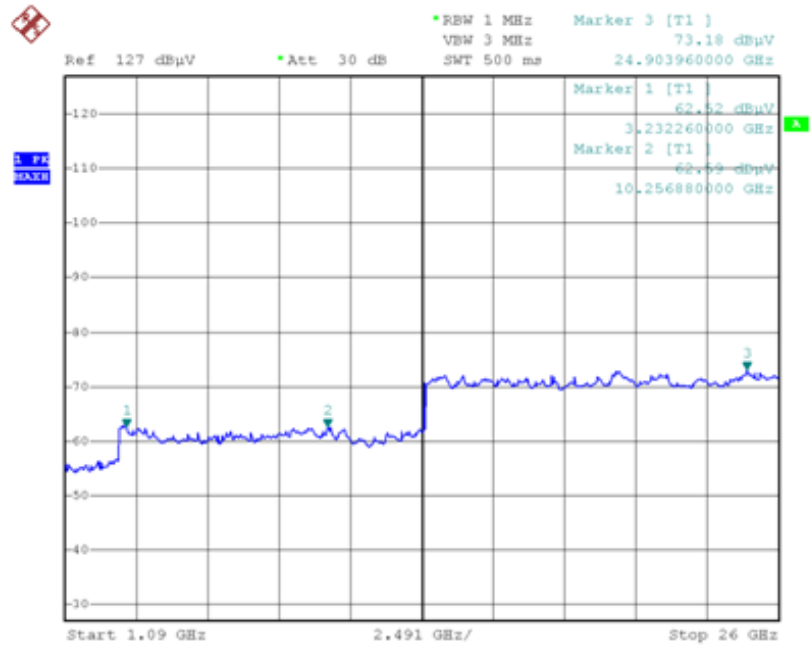


Channel 06 (2437MHz)





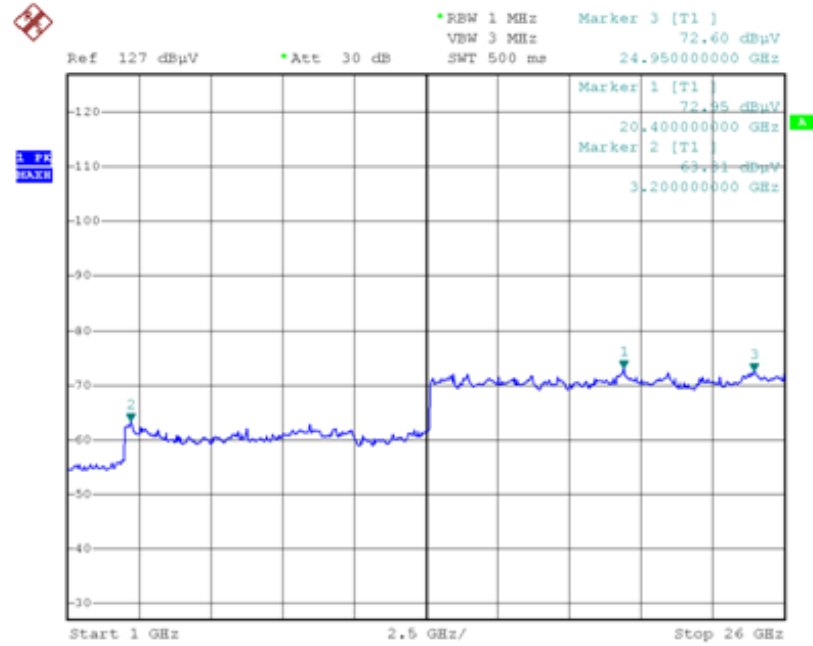
Channel 11 (2462MHz)



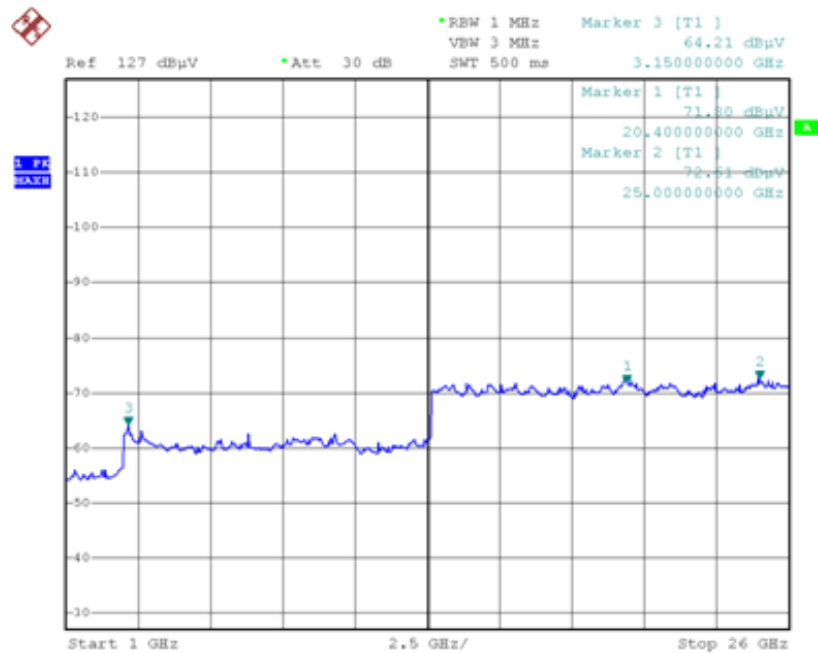


| | |
|-----------|-------------------------------|
| Test Item | RF Antenna Conducted Spurious |
| Test Mode | Mode 2: Transmit by 802.11g |
| Test Date | 2010-08-08 |

Channel 01 (2412MHz)

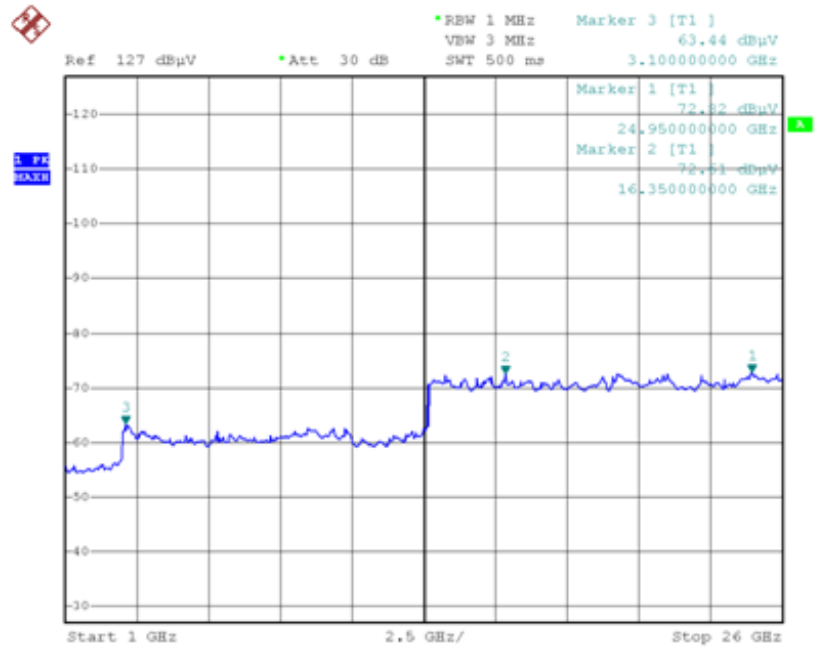


Channel 06 (2437MHz)





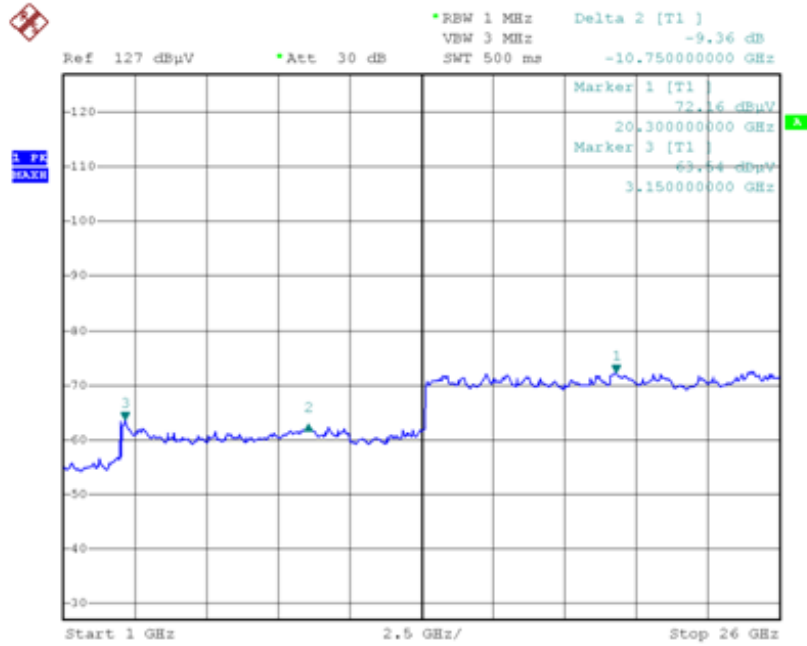
Channel 11 (2462MHz)



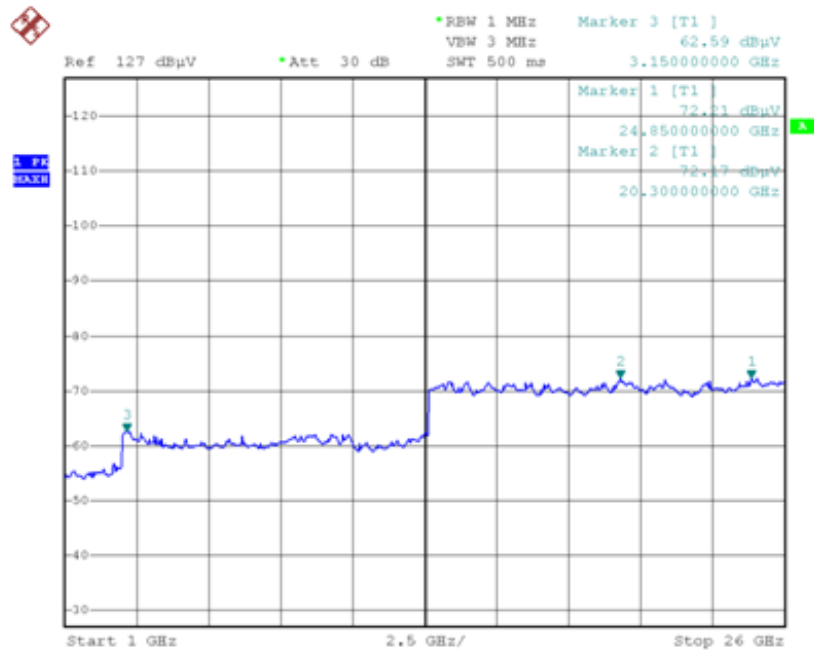


| | |
|-----------|-------------------------------------|
| Test Item | RF Antenna Conducted Spurious |
| Test Mode | Mode 3: Transmit by 802.11n (20MHz) |
| Test Date | 2010-08-08 |

Channel 01 (2412MHz)

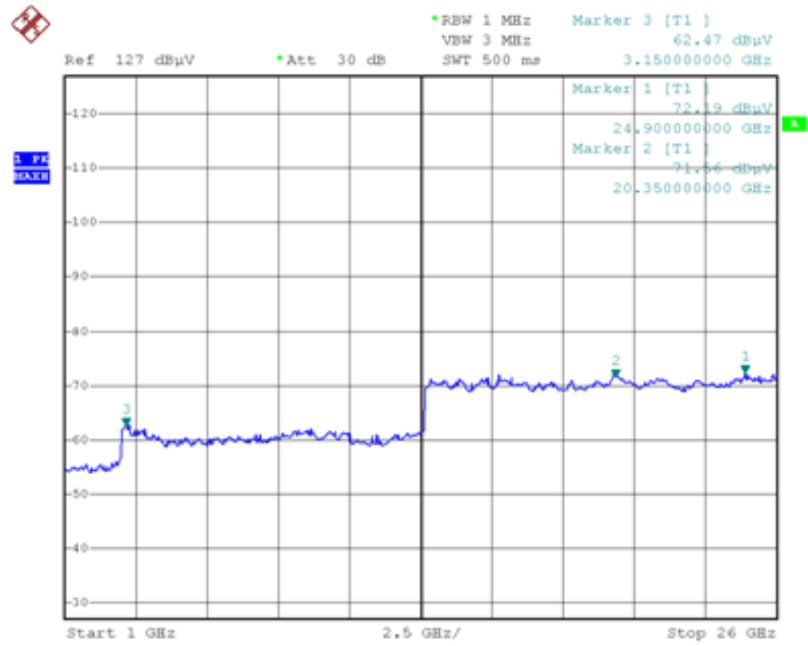


Channel 06 (2437MHz)





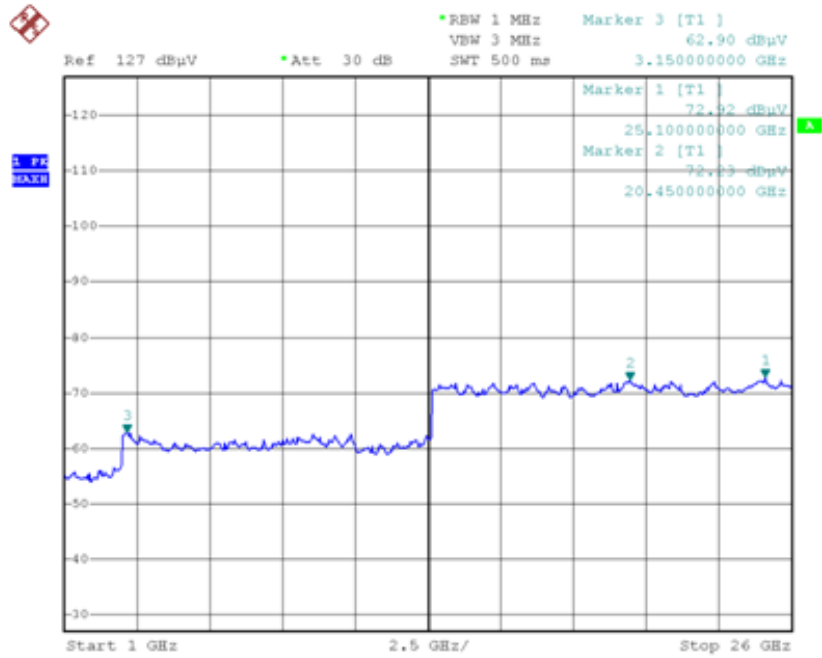
Channel 11 (2462MHz)



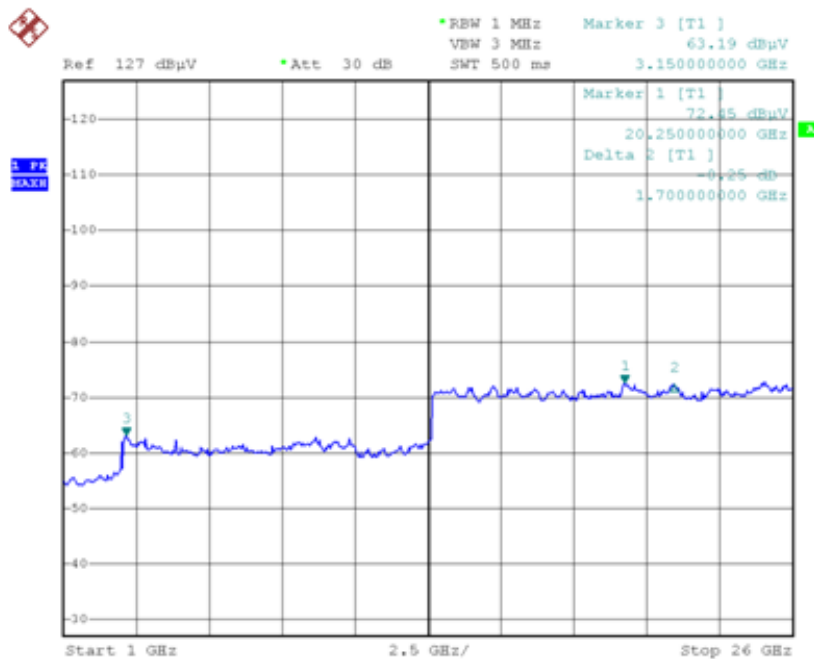


| | |
|-----------|-------------------------------------|
| Test Item | RF Antenna Conducted Spurious |
| Test Mode | Mode 4: Transmit by 802.11n (40MHz) |
| Test Date | 2010-08-08 |

Channel 03 (2422MHz)

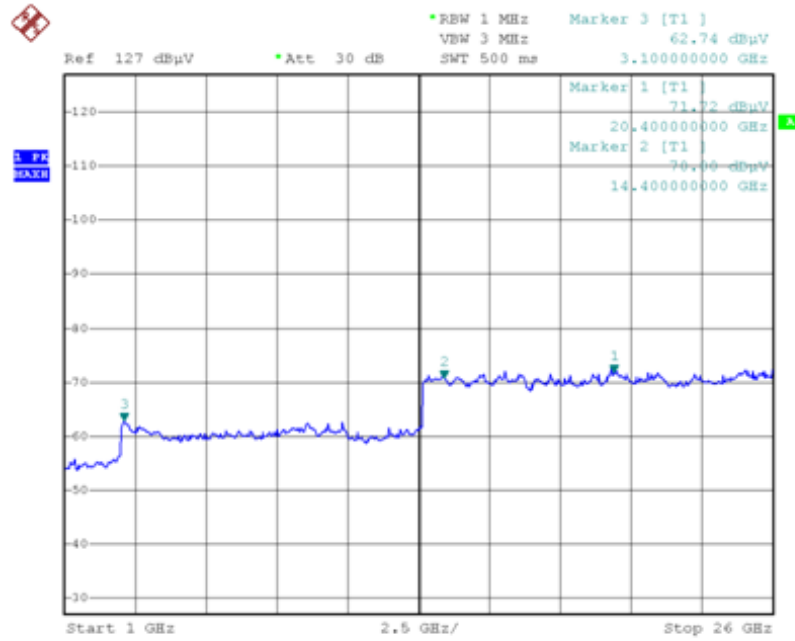


Channel 06 (2437MHz)





Channel 09 (2452MHz)





9. Power Spectral Density

9.1. Test Limit


For digitally modulated systems, the power spectral density conducted from the intentional radiated to the antenna shall not be greater than 8dBm in any 3kHz band during any time interval of continuous transmission.

9.2. Test Procedure

The EUT was tested according to DTS test procedure of April 2007 KDB558074 for compliance to FCC 47CFR 15.247 requirements.

Set RBW= 3 kHz, Set VBW \geq RBW, Sweep time=Auto, Set detector=Peak detector.

9.3. Test Setup Layout



9.4. Measurement Equipment

| Instrument/Ancillary | Model No. | Manufacturer | Serial No. | Calibration Date |
|--------------------------------|-----------|--------------|------------|------------------|
| Spectrum Analyzer | R&S | FSP40 | 100324 | 2009.11.02 |
| Temperature/ Humidity Meter | Zhicheng | ZC1-11 | CEP-TH-002 | 2009.10.19 |

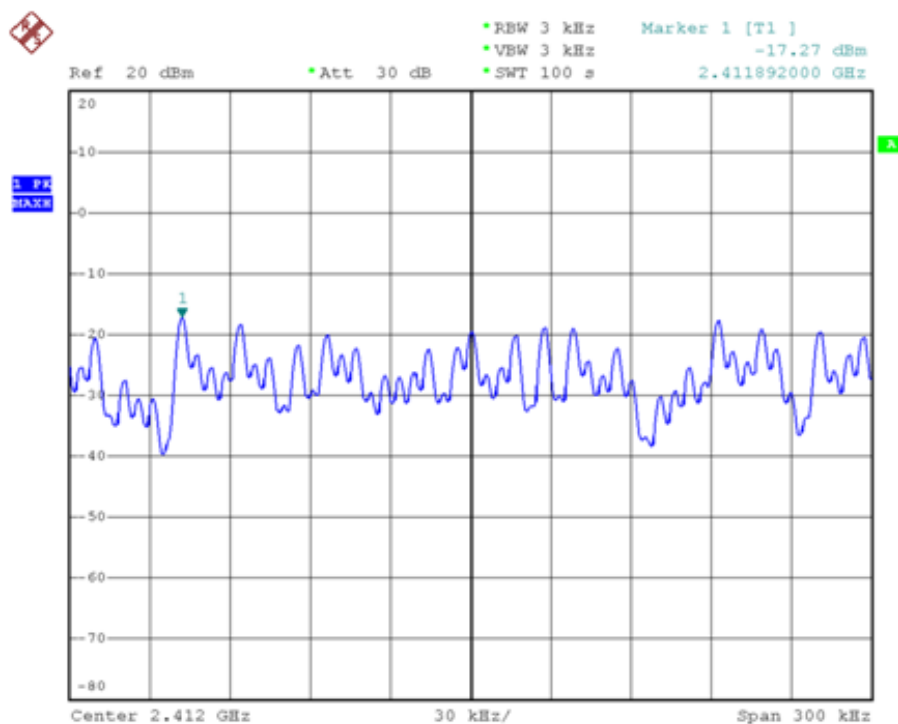


9.5. Test Result and Data

| | |
|-----------|-----------------------------|
| Test Item | Power Spectral Density |
| Test Mode | Mode 1: Transmit by 802.11b |
| Test Date | 2010-08-08 |

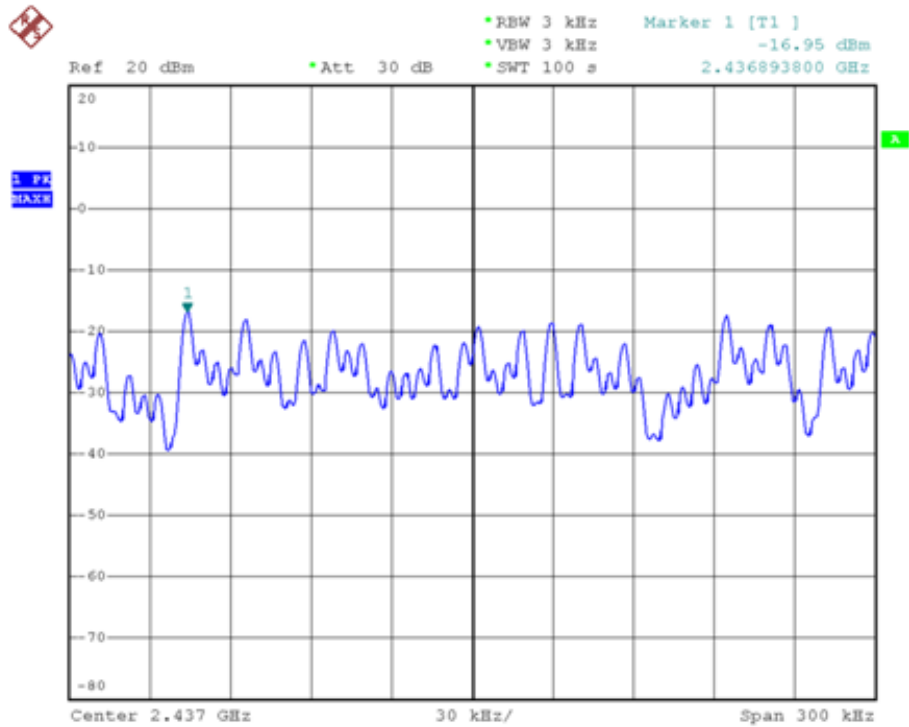
| Channel | Frequency (MHz) | Power Spectral Density (dBm/3kHz) | Limit (dBm/3kHz) | Result |
|---------|-----------------|-----------------------------------|------------------|--------|
| 01 | 2412 | -17.27 | 8 | Pass |
| 06 | 2437 | -16.95 | 8 | Pass |
| 11 | 2462 | -17.43 | 8 | Pass |

Channel 01 (2412MHz)

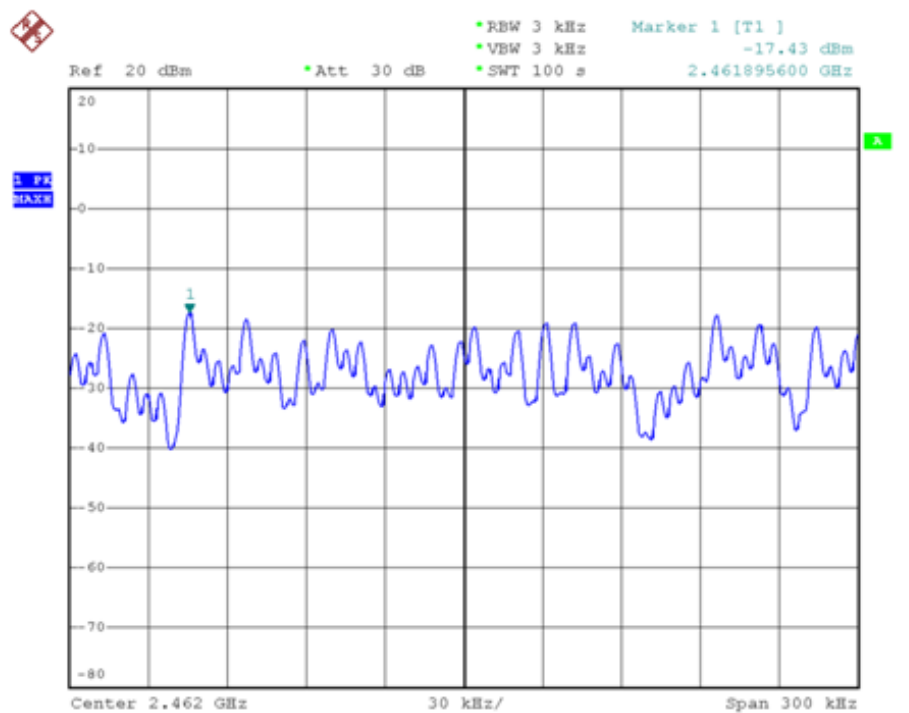




Channel 06 (2437MHz)



Channel 11 (2462MHz)

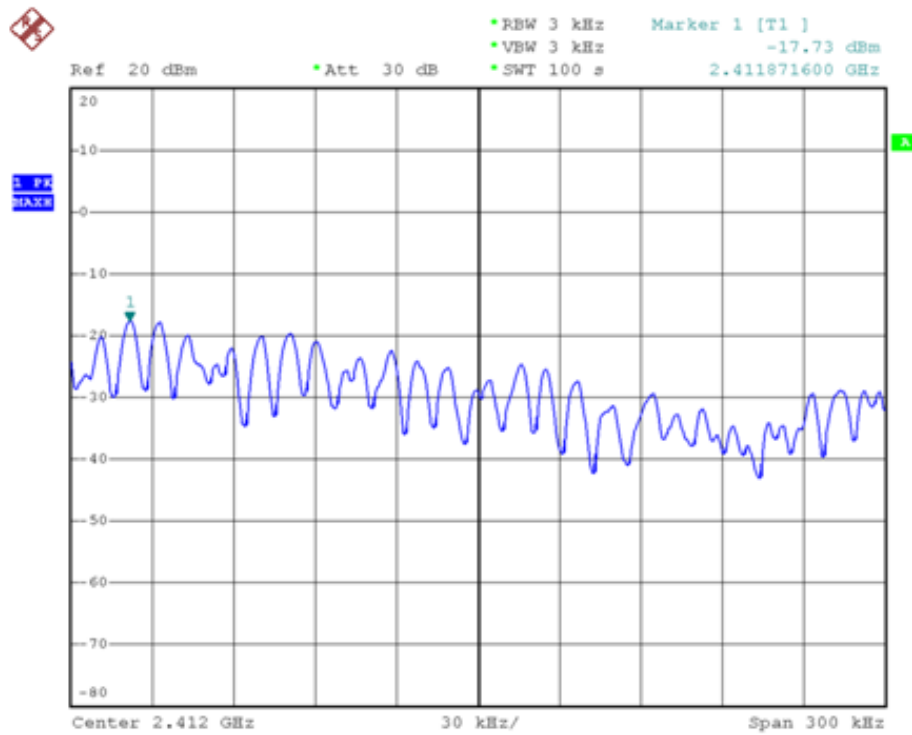




| | |
|-----------|-----------------------------|
| Test Item | Power Spectral Density |
| Test Mode | Mode 2: Transmit by 802.11g |
| Test Date | 2010-08-08 |

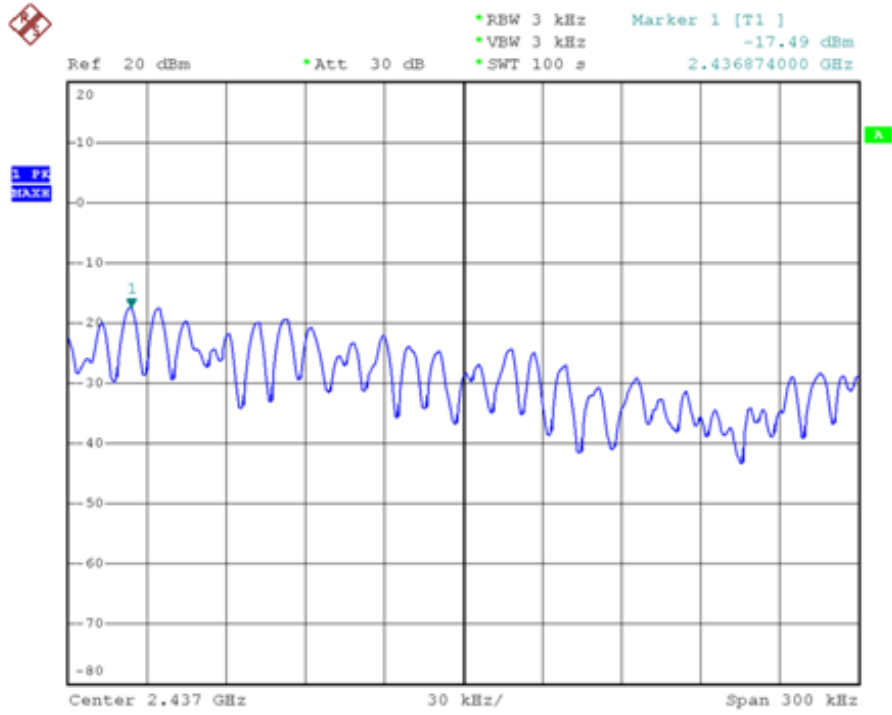
| Channel | Frequency (MHz) | Power Spectral Density (dBm/3kHz) | Limit (dBm/3kHz) | Result |
|---------|-----------------|-----------------------------------|------------------|--------|
| 01 | 2412 | -17.73 | 8 | Pass |
| 06 | 2437 | -17.49 | 8 | Pass |
| 11 | 2462 | -16.89 | 8 | Pass |

Channel 01 (2412MHz)

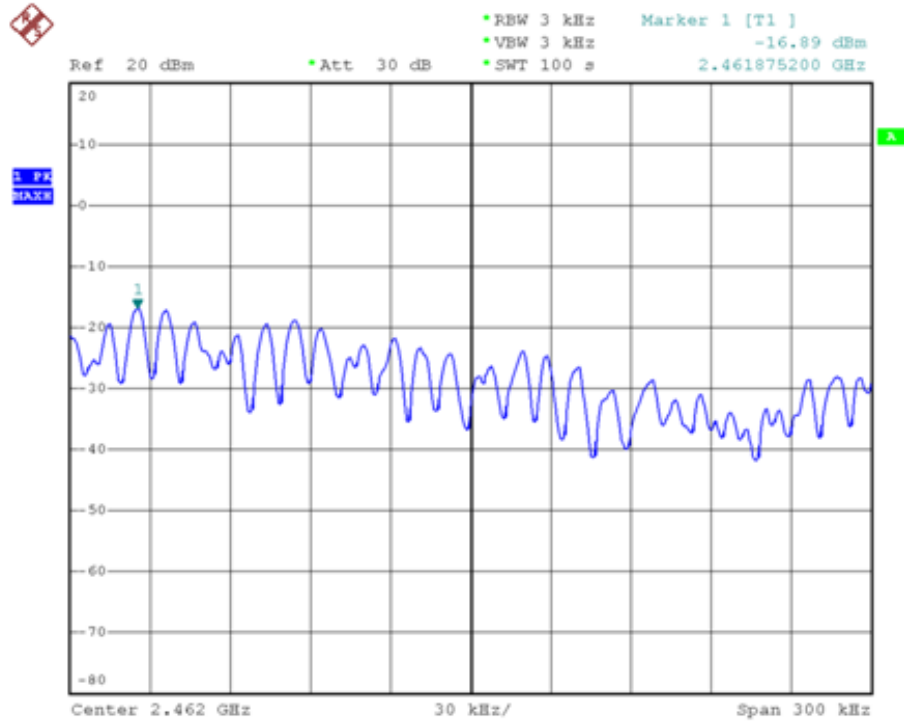




Channel 06 (2437MHz)



Channel 11 (2462MHz)

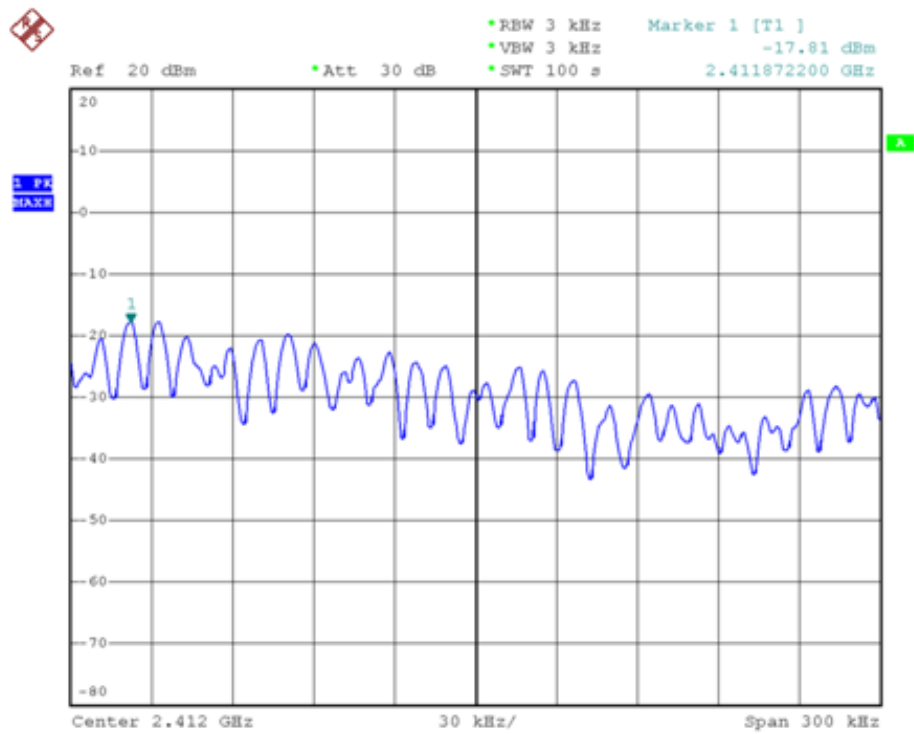




| | |
|-----------|---------------------------------------|
| Test Item | Power Spectral Density |
| Test Mode | Mode 3: Transmit by 802.11n (20MHz) |
| Test Date | 2010-08-08 |

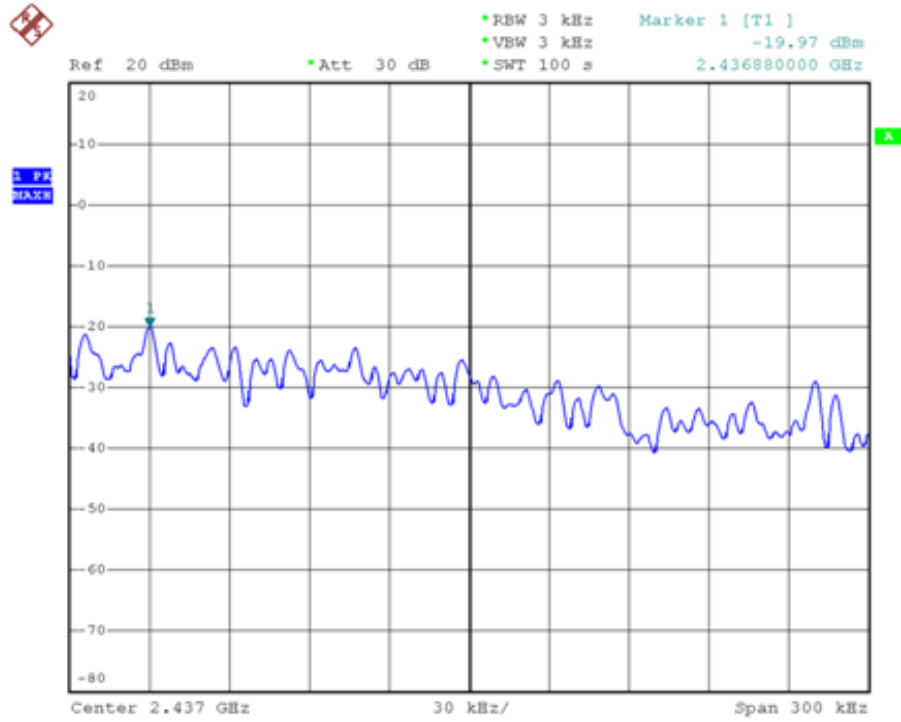
| Channel | Frequency (MHz) | Power Spectral Density (dBm/3kHz) | Limit (dBm/3kHz) | Result |
|---------|-----------------|-----------------------------------|------------------|--------|
| 01 | 2412 | -17.81 | 8 | Pass |
| 06 | 2437 | -19.97 | 8 | Pass |
| 11 | 2462 | -19.41 | 8 | Pass |

Channel 01 (2412MHz)

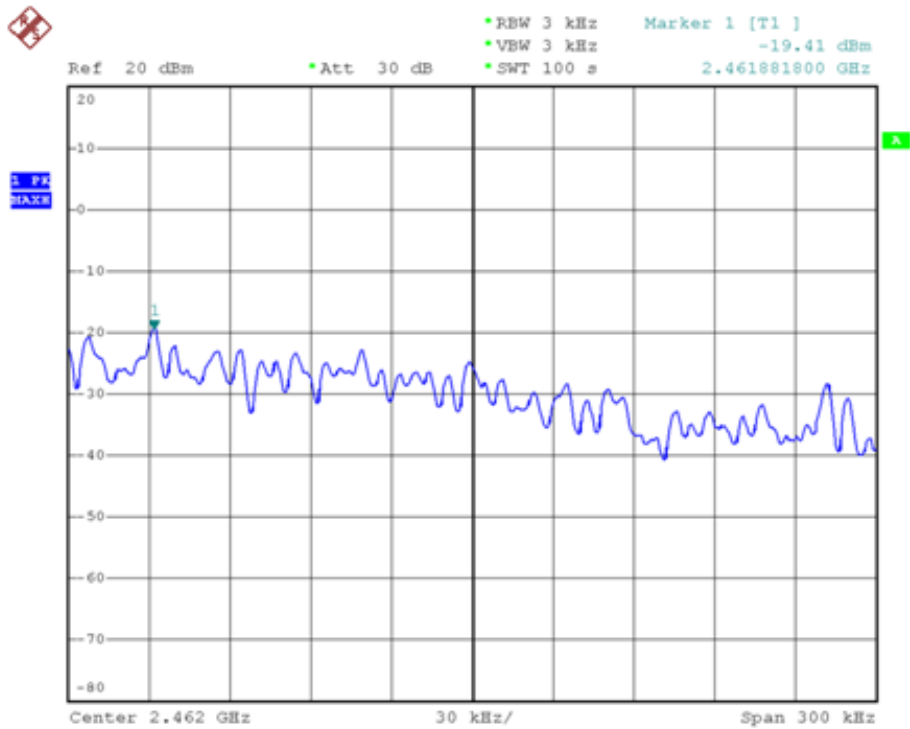




Channel 06 (2437MHz)



Channel 11 (2462MHz)

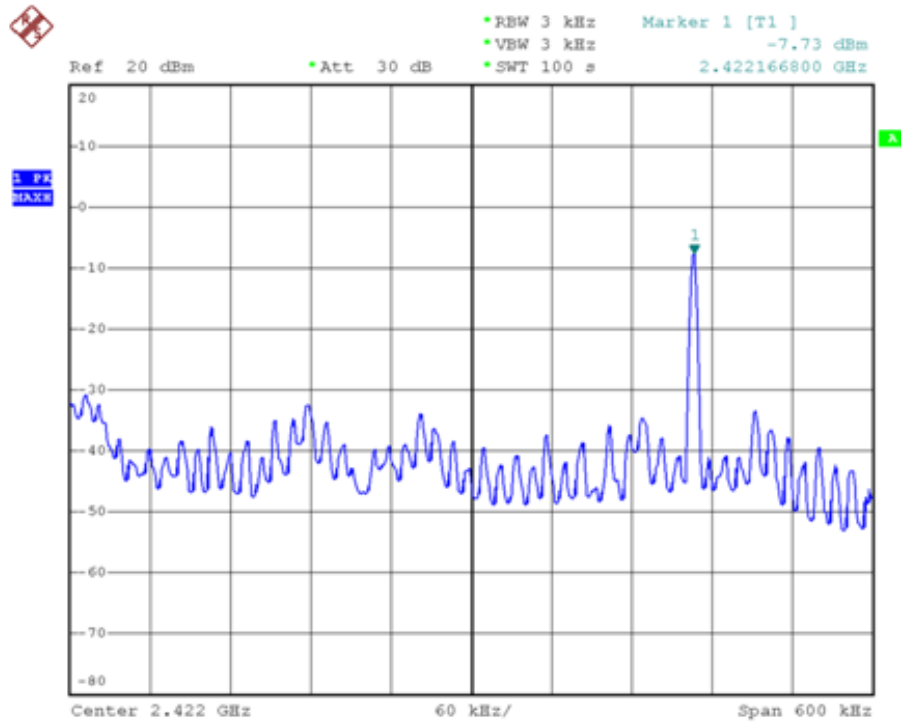




| | |
|-----------|-------------------------------------|
| Test Item | Power Spectral Density |
| Test Mode | Mode 4: Transmit by 802.11n (40MHz) |
| Test Date | 2010-08-08 |

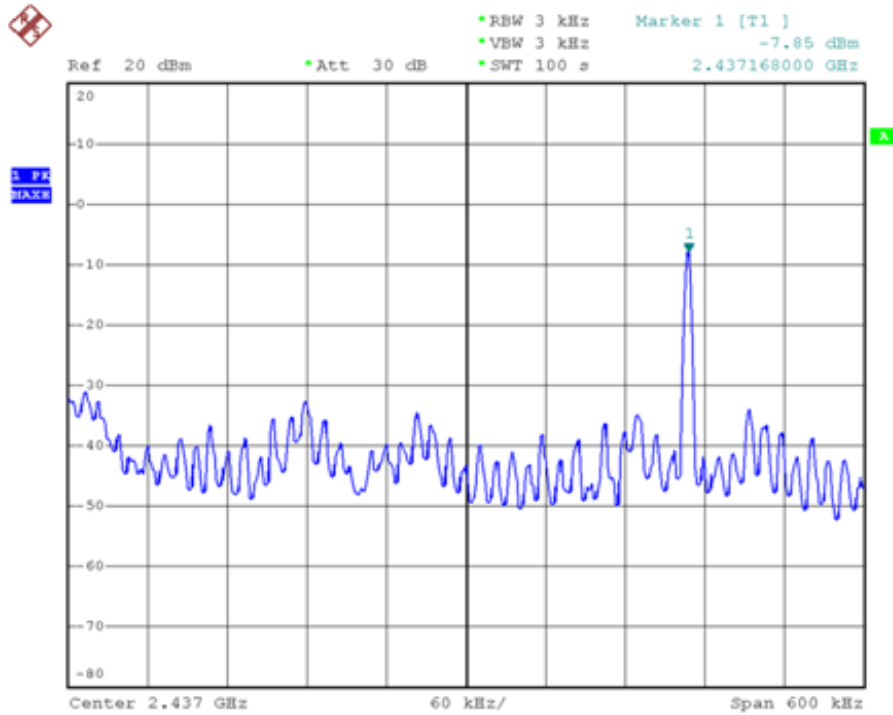
| Channel | Frequency (MHz) | Power Spectral Density (dBm/3kHz) | Limit (dBm/3kHz) | Result |
|---------|-----------------|-----------------------------------|------------------|--------|
| 03 | 2422 | -7.73 | 8 | Pass |
| 06 | 2437 | -7.85 | 8 | Pass |
| 09 | 2452 | -6.68 | 8 | Pass |

Channel 03 (2422MHz)





Channel 06 (2437MHz)



Channel 09 (2452MHz)

