

# **FCC TEST REPORT**

**for**

**Wireless LAN PCI card**

**Model No.: NWD310N**

**of**

**Applicant: ZyXEL Communications Corporation**

**Address: NO. 6 Innovation Rd II, Science Park,  
Hsin-Chu 300, Taiwan, R.O.C.**

**Tested and Prepared  
by**



**ETS Product Service (Taiwan) Co., Ltd.**

**FCC Registration No.: 930600**

**Industry Canada filed test laboratory Reg. No. IC 5679**

**A2LA Accredited No.: 1983.02**

**PTCRB Accredited Type Certification Test House**

**FCC ID: I88NWD310N**

**Report No.: W6D20710-8594-C-1**

Registration number: W6D20710-8594-C-1  
 FCC ID: I88NWD310N

## TABLE OF CONTENTS

<b>1</b>	<b>GENERAL INFORMATION</b>	<b>2</b>
1.1	NOTES	2
1.2	TESTING LABORATORY	3
1.2.1	Location	3
1.2.2	Details of accreditation status	3
1.3	DETAILS OF APPROVAL HOLDER	3
1.4	APPLICATION DETAILS	4
1.5	GENERAL INFORMATION OF TEST ITEM	4
1.6	TEST STANDARDS	5
<b>2</b>	<b>TECHNICAL TEST</b>	<b>6</b>
2.1	SUMMARY OF TEST RESULTS	6
2.2	TEST ENVIRONMENT	6
2.3	TEST EQUIPMENT LIST	7
2.4	GENERAL TEST PROCEDURE	9
<b>3</b>	<b>TEST RESULTS (ENCLOSURE)</b>	<b>11</b>
3.1	PEAK OUTPUT POWER (TRANSMITTER)	12
3.2	EQUIVALENT ISOTROPIC RADIATED POWER	14
3.2.1	Transmitter	14
3.3	RF EXPOSURE COMPLIANCE REQUIREMENTS	14
3.4	TRANSMITTER RADIATED EMISSIONS IN RESTRICTED BANDS	15
3.5	SPURIOUS EMISSIONS (TX)	16
3.6	MINIMUM 6 DB BANDWIDTH	24
3.7	PEAK POWER SPECTRAL DENSITY	25
3.8	RADIATED EMISSION FROM DIGITAL PART AND RECEIVER L.O.	26
3.9	POWER LINE CONDUCTED EMISSION	32
	APPENDIX	34

Registration number: W6D20710-8594-C-1  
FCC ID: I88NWD310N

**1 General Information**

**1.1 Notes**

The purpose of conformity testing is to increase the probability of adherence to the essential requirements or conformity specifications, as appropriate.

The complexity of the technical specifications, however, means that full and thorough testing is impractical for both technical and economic reasons.

Furthermore, there is no guarantee that a test sample which has Passed all the relevant tests conforms to a specification.

Neither is there any guarantee that such a test sample will interwork with other genuinely open systems.

The existence of the tests nevertheless provides the confidence that the test sample possesses the qualities as maintained and that is performance generally conforms to representative cases of communications equipment.

The test results of this test report relate exclusively to the item tested as specified in 1.5.

The test report may only be reproduced or published in full.

Reproduction or publication of extracts from the report requires the prior written approval of the ETS Product Service (Taiwan) Co., Ltd.

**Specific Conditions:**

Usage of the hereunder tested device in combination with other integrated or external antennas requires at least additional output power measurements, spurious emission measurements, conducted emission measurements (AC supply lines) and radio frequency exposure evaluations for each individual configuration performed, for certification by FCC.

The test sample is able to work according IEEE 802.11 b/g/n.

This report is related to FCC Part 15 C (DSSS and OFDM device).

**Tester:**

October 19, 2007	Jay Chaing	
_____	_____	_____
Date	ETS-Lab. Name	Signature

**Technical responsibility for area of testing:**

October 19, 2007	Steven Chuang	
_____	_____	_____
Date	ETS Name	Signature

Registration number: W6D20710-8594-C-1

FCC ID: I88NWD310N

## **1.2 Testing laboratory**

### **1.2.1 Location**

OATS

No.5-1, Shuang Sing Village,  
LiShuei Rd., Wanli Township,  
Taipei County 207, Taiwan (R.O.C.)

Company

ETS Product Service (Taiwan) Co., Ltd.  
6F, NO. 58, LANE 188, RUEY-KUANG RD.  
NEIHU, TAIPEI 114, TAIWAN R.O.C.

Tel : 886-2-66068877

Fax : 886-2-66068879

### **1.2.2 Details of accreditation status**

**Accredited testing laboratory**

**A2LA accredited number: 1983.02**

**FCC filed test laboratory Reg. No. 930600**

**Industry Canada filed test laboratory Reg. No. IC 5679**

**PTCRB Accredited Type Certification Test House**

## **1.3 Details of approval holder**

Name	: ZyXEL Communications Corporation
Street	: NO. 6 Innovation Rd II, Science Park,
Town	: Hsin-Chu 300,
Country	: Taiwan, R.O.C.
Telephone	: +886-3-5783942
Fax	: +886-3-5778303
Teletex	: ./.

Registration number: W6D20710-8594-C-1  
 FCC ID: I88NWD310N

**1.4 Application details**

Date of test : from April 14, 2007 to September 12, 2007

**1.5 General information of Test item**

Type of test item : Wireless LAN PCI card  
 Model Number : NWD310N  
 Multi-listing model no. : ./.  
 Brand Name : ZyXEL  
 Hardware : RT 2860PCI QA Firmware: 00.00  
 Software : RT 2860PCI QA VI: 1.0.0.9  
 Multi-listing model number : without  
 Photos : see Appendix

**Technical data**

Frequency band : 2.4 GHz – 2.4835 GHz

**11b, 11g, 11n 20MHz**

Frequency ( ch 1 or A) : 2.412 GHz  
 Frequency ( ch 6 or B) : 2.437 GHz  
 Frequency ( ch 11 or C) : 2.462 GHz

**11n 40MHz**

Frequency ( ch 1 or A) : 2.422 GHz  
 Frequency ( ch 4 or B) : 2.437 GHz  
 Frequency ( ch 7 or C) : 2.452 GHz

Number of Channels : 11b, 11g, 11n 20MHz: 11  
 11n 40MHz: 7

Operation modes : duplex  
 Modulation Type : DSSS / OFDM  
 Fixed point-to-point operation:  Yes /  No  
 Type of Antenna : Dipole Antenna  
 Antenna gain : 3 dBi  
 Power supply : 120 VAC

Emission designator : 11b: DSSS: 16M4G1D  
 11g: OFDM: 16M1W7D  
 11n: 20MHz: OFDM: 18M5W7D  
 11n: 40MHz: OFDM: 36M1W7D

Registration number: W6D20710-8594-C-1  
 FCC ID: I88NWD310N

HOST DEVICE: NONE

Classification :

Fixed Device	<input checked="" type="checkbox"/>
Mobile Device (Human Body distance > 20cm)	<input type="checkbox"/>
Portable Device (Human Body distance < 20cm)	<input type="checkbox"/>

**Transmitter**

**Unom**

**Mode A (DSSS)**

Power ( ch 1 or A) : Conducted: 12.95dBm  
 Power ( ch 6 or B) : Conducted: 14.09 dBm  
 Power ( ch 11 or C) : Conducted: 14.88 dBm

**Mode B (OFDM)**

Power ( ch 1 or A) : Conducted: 12.38 dBm  
 Power ( ch 6 or B) : Conducted: 13.08 dBm  
 Power ( ch 11 or C) : Conducted: 14.02 dBm

**Mode C (OFDM)**

Power ( ch 1 or A) : Conducted: 11.51 dBm  
 Power ( ch 6 or B) : Conducted: 12.16 dBm  
 Power ( ch 11 or C) : Conducted: 13.03 dBm

**Mode D (OFDM)**

Power ( ch 1 or A) : Conducted: 12.33 dBm  
 Power ( ch 4 or B) : Conducted: 13.00 dBm  
 Power ( ch 7 or C) : Conducted: 13.81 dBm

**Manufacturer:**

(if applicable)

Name : ./.  
 Street : ./.  
 Town : ./.  
 Country : ./.

Additional information: The sample is using WLAN technology according IEEE 802.11 b/g/n. There are four testing modes in the test report.  
 Mode A: IEEE 802.11b  
 Mode B: IEEE 802.11g  
 Mode C: IEEE 802.11n 20MHz bandwidth  
 Mode D: IEEE 802.11n 40MHz bandwidth  
 The scheme for frequency generation, spectrum spreading, receiver parameters, synchronization procedure, and other parameters are determined by the mentioned standard above.

**1.6 Test standards**

Technical standard : FCC RULES PART 15 SUBPART B / SUBPART C § 15.247: May, 2007

Registration number: W6D20710-8594-C-1

FCC ID: I88NWD310N

## **2 Technical test**

### **2.1 Summary of test results**

No deviations from the technical specification(s) were ascertained in the course of the tests performed.

**or**

The deviations as specified in 2.5 were ascertained in the course of the tests performed.

### **2.2 Test environment**

Temperature : 23 °C  
Relative humidity content : 20 ... 75 %  
Air pressure : 86 ... 103 kPa  
Power supply : 120 VAC  
Extreme conditions parameters : --

#### **Special statement:**

This test report it's based on test report no. W6M20703-7955-C-1 and W6R20709-8481-C-1

The differences are listed below:

1.The manufacturer adds WPS H/W button in the circuitry, PCB layout and appearance. 2.The approval holder, brand name, model number, product description and antenna gain are different.

Registration number: W6D20710-8594-C-1  
 FCC ID: I88NWD310N

**2.3 Test Equipment List**

No.	Test equipment	Type	Serial No.	Manufacturer	Cal. Date	Next Cal. Date
ETSTW-CE 001	EMI TEST RECEIVER	ESHS10	842121/013	R&S	2006/10/16	2007/10/15
ETSTW-CE 002	PREREULATOR MODE DC POWER SUPPLY	None	None		Function Test	
ETSTW-CE 003	AC POWER SOURCE	APS-9102	D161137	GW	Function Test	
ETSTW-CE 004	ZWEILEITER-V-NETZNACHBILDUNG TWO-LINE V-NETWORK	ESH3-Z5	840731/011	R&S	2006/10/16	2007/10/15
ETSTW-CE 005	Line-Impedance Stabilisation Network	NNBM 8126D	137	Schwarzbeck	2006/10/16	2007/10/15
ETSTW-CE 006	IMPULSBEGRENZER PULSE LIMITER	ESH3-Z2	100226	R&S	In House Certificate	
ETSTW-CE 008	ABSORBING CLAMP	MDS 21	3469	Schwarzbeck	2005/10/24	2007/10/23
ETSTW-CE 013	CISPR 22 TWO BALANCED TELECOM PAIRS IMPEDANCE STABILIZATION NETWORK	FCC-TLISN-T4-02	20242	FCC	2005/12/8	2007/12/7
ETSTW-CE 014	CISPR 22 TWO BALANCED TELECOM PAIRS IMPEDANCE STABILIZATION NETWORK	FCC-TLISN-T2-02	20241	FCC	2005/12/7	2007/12/6
ETSTW-CE 015	CISPR 22 TWO BALANCED TELECOM PAIRS IMPEDANCE STABILIZATION NETWORK	FCC-TLISN-T8-02	20307	FCC	2006/11/7	2008/11/6
ETSTW-CE 016	TWO-LINE V-NETWORK	ENV216	100050	R&S	2006/11/21	2007/11/20
ETSTW-RE 002	Function Generator	33220A	MY43004982	Agilent	2005/10/14	2007/10/13
ETSTW-RE 003	EMI TEST RECEIVER	ESI 26	831438/001	R&S	2006/10/20	2007/10/19
ETSTW-RE 004	EMI TEST RECEIVER	ESI 40	832427/004	R&S	2006/10/30	2007/10/29
ETSTW-RE 005	EMI TEST RECEIVER	ESVS10	843207/020	R&S	2006/10/12	2007/10/11
ETSTW-RE 010	PROGRAMMABLE LINEAR POWER SUPPLY	LPS-305	30503070181	MOTECH	Function Test	
ETSTW-RE 011	PROGRAMMABLE LINEAR POWER SUPPLY	LPS-305	30503070165	MOTECH	Function Test	
ETSTW-RE 017	Log-Periodic Antenna	HL025	352886/001	R&S	2006/5/4	2008/5/3
ETSTW-RE 018	MICROWAVE HORN ANTENNA	AT4560	27212	AR	2004/11/8	2007/11/7
ETSTW-RE 020	MICROWAVE HORN ANTENNA	AT4002A	306915	AR	Function Test	
ETSTW-RE 021	SWEEP GENERATOR	SWM05	835130/010	R&S	2006/10/11	2007/10/10
ETSTW-RE 027	Passive Loop Antenna	6512	00034563	EMCO	In House Certificate	
ETSTW-RE 028	Log-Periodic DipoleArray Antenna	3148	34429	EMCO	2006/5/26	2008/5/25
ETSTW-RE 029	Biconical Antenna	3109	33524	EMCO	2006/5/26	2008/5/25
ETSTW-RE 030	Double-Ridged Guide Horn Antenna	3117	00035224	EMCO	2006/5/3	2008/5/2
ETSTW-RE 032	Millivoltmeter	URV 55	849086/013	R&S	2006/10/11	2007/10/10
ETSTW-RE 034	Power Sensor	URV5-Z4	839313/006	R&S	2005/10/17	2007/10/16
ETSTW-RE 042	Biconical Antenna	HK116	100172	R&S	2007/1/11	2009/1/10
ETSTW-RE 043	Log-Periodic Dipole Antenna	HL223	100166	R&S	2006/5/8	2008/5/7
ETSTW-RE 044	Log-Periodic Antenna	HL050	100094	R&S	2006/5/29	2008/5/28
ETSTW-RE 048	Triple Loop Antenna	HXYZ 9170	HXYZ 9170-134	Schwarzbeck	2005/3/22	2008/3/21
ETSTW-RE 055	SPECTRUM ANALYZER	FSU-26	200074	R&S	2007/7/16	2008/7/15



Registration number: W6D20710-8594-C-1

FCC ID: I88NWD310N

ETSTW-RE 064	Bluetooth Test Set	MT8852B-042	6K00005709	Anritsu	Function Test
ETSTW-RE 073	Power Meter	N1911A	MY45100769	Agilent	Function Test
ETSTW-RE 074	Power Sensor	N1921A	MY45241198	Agilent	Function Test

Registration number: W6D20710-8594-C-1  
FCC ID: I88NWD310N

## 2.4 General Test Procedure

**POWER LINE CONDUCTED INTERFERENCE:** The procedure used was ANSI STANDARD C63.4-2003 using a 50 $\mu$ H LISN (if necessary). Both lines were observed. The bandwidth of the spectrum analyzer was 10 kHz with an appropriate sweep speed.

**RADIATION INTERFERENCE:** The test procedure used was according to ANSI STANDARD C63.4-2003 employing a spectrum analyzer. For investigated frequency is equal to or below 1GHz, the RBW and VBW of the spectrum analyzer was 100 kHz and 100kHz respectively with an appropriate sweep speed. For investigated frequency is above 1GHz, both of RBW and VBW of the spectrum analyzer were 1 MHz with an appropriate sweep speed. The analyzer was calibrated in dB above a microvolt at the output of the antenna. The ambient temperature of the UUT was 23°C with a humidity of 40 %.

**FORMULA OF CONVERSION FACTORS:** The Field Strength at 3m was established by adding the meter reading of the spectrum analyzer (which is set to read in units of dB $\mu$ V) to the antenna correction factor supplied by the antenna manufacturer. The antenna correction factors are stated in terms of dB.

Example:

Freq (MHz)	METER READING + ACF + CABLE LOSS (to the receiver) = FS
33	20 dB $\mu$ V + 10.36 dB + 6 dB = 36.36 dB $\mu$ V/m @3m

The UUT was placed on a table 80 cm high and with dimensions of 1m by 1.5m (non metallic table) and arranged according to ANSI C63.4-2000 Section 13.1.2. The table used for radiated measurements is capable of continuous rotation. The spectrum was scanned from 30 MHz to the frequency specified as follows:

- (1) If the intentional radiator operates below 10 GHz: to the tenth harmonic of the highest fundamental frequency or to 40 GHz, whichever is lower.
- (2) If the intentional radiator operates at or above 10 GHz and below 30 GHz: to the fifth harmonic of the highest fundamental frequency or to 100 GHz, whichever is lower.
- (3) If the intentional radiator operates at or above 30 GHz: to the fifth harmonic of the highest fundamental frequency or to 200 GHz, whichever is lower, unless specified otherwise elsewhere in the rules.
- (4) If the intentional radiator contains a digital device, regardless of whether this digital device controls the functions of the intentional radiator or the digital device is used for additional control or function purposes other than to enable the operation of the intentional radiator, the frequency range shall be investigated up to the range specified in paragraphs (a)(1)-(a)(3) of this section or the range applicable to the digital device, as shown in paragraph (b)(1) of this Section, whichever is the higher frequency range of investigation.

For hand-held devices, a exploratory test was performed with three (3) orthogonal planes to determine the highest emissions.

Measurements were made by ETS Dr.GenZ Taiwan PS Co., Ltd. at the registered open field test site located at No.5-1, Shuang Sing Village, LiShuei Rd., Wanli Township, Taipei County 207, Taiwan (R.O.C.) The Registration Number: 930600.

Registration number: W6D20710-8594-C-1

FCC ID: I88NWD310N

When an emission was found, the table was rotated to produce the maximum signal strength. At this point, the antenna was raised and lowered from 1m to 4m. The antenna was placed in both the horizontal and vertical planes.

When the radiated emission limits are expressed in terms of the average value of the emission, and pulsed operation is employed, the measurement field strength shall be determined by averaging over one complete pulse train, including blanking intervals, as long as the pulse train does not exceed 0.1 seconds. As an alternative (provided the transmitter operates for longer than 0.1 seconds) or in cases where the pulse train exceeds 0.1 seconds, the measured field strength shall be determined from the average absolute voltage during a 0.1 second interval during which the field strength is at its maximum value.

The formula is as follows:

Average = Peak + Duty Factor

Duty Factor =  $20 \log(\text{dwell time}/T)$

T = 100ms when the pulse train period is over 100 ms or the period of the pulse train.

Modified Limits for peak according to 15.35 (b) = Max Permitted average Limits + 20dB

ANTENNA & GROUND:

**This unit uses Dipole Antenna. (see photos)**

Registration number: W6D20710-8594-C-1  
 FCC ID: I88NWD310N

**3 Test results (enclosure)**

TEST CASE	Para. Number	Required	Test passed	Test failed
Peak Output Power	15.247(b)(3)	<input checked="" type="checkbox"/>	<input checked="" type="checkbox"/>	<input type="checkbox"/>
Equivalent radiated Power	15.247(b)(3)	<input checked="" type="checkbox"/>	<input checked="" type="checkbox"/>	<input type="checkbox"/>
Spurious Emissions radiated – Transmitter operating	15.247(c)	<input checked="" type="checkbox"/>	<input checked="" type="checkbox"/>	<input type="checkbox"/>
Band Edge Measurement	15.247(c)	<input checked="" type="checkbox"/>	<input checked="" type="checkbox"/>	<input type="checkbox"/>
Minimum 6 dB Bandwidth	15.247(a)(2)	<input checked="" type="checkbox"/>	<input checked="" type="checkbox"/>	<input type="checkbox"/>
Peak Power Spectral Density	15.247(d)	<input checked="" type="checkbox"/>	<input checked="" type="checkbox"/>	<input type="checkbox"/>
Radiated Emission from Digital Part And Receiver L.O.	15.109	<input checked="" type="checkbox"/>	<input checked="" type="checkbox"/>	<input type="checkbox"/>
Power Line Conducted Emission	15.207	<input checked="" type="checkbox"/>	<input checked="" type="checkbox"/>	<input type="checkbox"/>

**Note:**

1. This EUT incorporates a MIMO function with IEEE 802.11b, 802.11g, and 802.11n draft 2.0. Physically, this EUT includes two transmitters and three receivers with two incoherent streams. This device uses multiplexing and also employ cyclic delay diversity to improve range and throughput, and this device simultaneously operates on two adjacent channels.
2. This EUT is 2\*3 spatial MIMO (2Tx&3Rx) without beam forming function. That operates dual chain configuration. The Pre-test was performed to determine the worst case mode from all possible combinations between all available modulations, data rates, bandwidths, and spatial stream modes.
3. The worst case mode was base on the investigations by measuring the peak and average power according to the description above. The detail of chosen mode for full testing are as below:

Mode	Available channel	Chosen Channel	Modulation Technology	Modulation Type	Data Rate (Mbps)
802.11b	1 to 11	1,6,11	DSSS	DBPSK	1
802.11g	1 to 11	1,6,11	OFDM	BPSK	6
Draft 802.11n (20MHz)	1 to 11	1,6,11	OFDM	BPSK	6.5
Draft 802.11n (40MHz)	1 to 7	1,4,7	OFDM	BPSK	13.5

4. Because both antennas operate simultaneously, when performed the relevant conducted measurement(ex. RF output power, peak power spectral density....and so on), we basically use a splitter to combine each antenna port in order to get the total measuring results.

Registration number: W6D20710-8594-C-1  
 FCC ID: I88NWD310N

**3.1 Peak Output Power (transmitter)**

FCC Rule: 15.247(b)(3)

This measurement applies to equipment with an integral antenna and to equipment with an antenna connector and equipped with an antenna as declared by the applicant.

The power was measured with modulation (declared by the applicant).

Mode A

Test condition		Conducted Power		
		Channel A	Channel B	Channel C
$T_{nom} = 23^{\circ}C$	$V_{nom} = 120 \text{ V}$	[dBm]	[dBm]	[dBm]
		12.95	14.09	14.88

Mode B

Test condition		Conducted Power		
		Channel A	Channel B	Channel C
$T_{nom} = 23^{\circ}C$	$V_{nom} = 120 \text{ V}$	[dBm]	[dBm]	[dBm]
		12.38	13.08	14.02

Mode C

Test condition		Conducted Power		
		Channel A	Channel B	Channel C
$T_{nom} = 23^{\circ}C$	$V_{nom} = 120 \text{ V}$	[dBm]	[dBm]	[dBm]
		11.51	12.16	13.03

Mode D

Test condition		Conducted Power		
		Channel A	Channel B	Channel C
$T_{nom} = 23^{\circ}C$	$V_{nom} = 120 \text{ V}$	[dBm]	[dBm]	[dBm]
		12.33	13.00	13.81

Registration number: W6D20710-8594-C-1  
 FCC ID: I88NWD310N

Mode A

Test condition $T_{nom} = 23^{\circ}\text{C}$ , $V_{nom} = 120\text{ V}$	Signal Field strength TX highest power mode $\text{dB } \mu\text{ V/m}$
Frequency [MHz]	107.45
2463	

Mode B

Test condition $T_{nom} = 23^{\circ}\text{C}$ , $V_{nom} = 120\text{ V}$	Signal Field strength TX highest power mode $\text{dB } \mu\text{ V/m}$
Frequency [MHz]	112.50
2459	

Mode C

Test condition $T_{nom} = 23^{\circ}\text{C}$ , $V_{nom} = 120\text{ V}$	Signal Field strength TX highest power mode $\text{dB } \mu\text{ V/m}$
Frequency [MHz]	110.92
2444	

Mode D

Test condition $T_{nom} = 23^{\circ}\text{C}$ , $V_{nom} = 120\text{ V}$	Signal Field strength TX highest power mode $\text{dB } \mu\text{ V/m}$
Frequency [MHz]	107.58
2445	

Limits:

Frequency MHz	Power dBm
902 - 928	30
2400 – 2483.5	30
5725 – 5850	30

In case of employing transmitter antennas having antenna gain  $> 6\text{ dBi}$  and using fixed point-to-point operation consider §15.247 (b)(4)

Test equipment used: ETSTW-RE 073 ETSTW-RE 074

Comment: The diagrams for the field strength measurements are included in Appendix.

Registration number: W6D20710-8594-C-1  
 FCC ID: I88NWD310N

**3.2 Equivalent isotropic radiated power**

FCC Rule: 15.247(b)(3)

EIRP = max. conducted output power + antenna gain  
 EIRP = 14.88 dBm + 3 dBi  
 = 17.88 dBm

Limit: EIRP = +36 dBm for Antenna gain <6dBi

Test equipment used: ETSTW-RE 003 ETSTW-RE 004 ETSTW-RE 017 ETSTW-RE 021  
 ETSTW-RE 028 ETSTW-RE 030 ETSTW-RE 043 ETSTW-RE 044

**3.2.1 Transmitter**

Integral Antenna:

At the transmitter the measurement was transacted with the modulation declared by the manufacturer and the maximum available output power of the EUT.  
 In this arrangement the EUT fulfils the requirements of the FCC rules § 15.247, subpart C, section b.

**3.3 RF Exposure Compliance Requirements**

The test sample is a Wireless LAN PCI card intended for fixed installation.

FCC OET Bulletin 65 Edition 97.01 determines the equations for predicting RF fields and applicable limits.

The prediction for power density in the far-field but will over-predict power density in the near field, where it could be used for walking a “worst case” or conservative prediction.

$$S = \frac{PG}{4\pi R^2}$$

S – Power Density

P – Output power ERP

R – Distance

D – Cable Loss

AG – Antenna Gain G = AG-D

Item	Unit	Value	Remarks
P	mW	30.76	Peak value
D	dB		
AG	dBi	3	
G		2	Calculated Value
R	cm	20	Assumed value
S	mW/cm <sup>2</sup>	0.012	Calculated value

Limits:

Limit for General Population / Uncontrolled Exposure	
Frequency (MHz)	Power Density (mW/cm <sup>2</sup> )
1500 – 100.000	1,0

Registration number: W6D20710-8594-C-1  
 FCC ID: I88NWD310N

**3.4 Transmitter Radiated Emissions in Restricted Bands**

FCC Rules: 15.247 (c), 15.205, 15.209, 15.35

Radiated emission measurements were performed from 30 MHz to 26500 MHz.

For radiated emission tests, the analyzer setting was as followings:

Frequency  $\leq$  1 GHz, RBW:100 kHz, VBW: 100 kHz (Peak measurements)

Frequency  $>$  1 GHz, RBW: 1 MHz, VBW: 1 MHz (Peak measurements)

Frequency  $>$  1 GHz , RBW:1 MHz , VBW: 10 Hz (Average measurements)

Limits.

For frequencies below 1GHz:

Frequency of Emission (MHz)	Field strength (microvolts/meter)	Field Strength (dB microvolts/meter)
30 - 88	100	40.0
88 - 216	150	43.5
216 - 960	200	46.0
Above	500	54.0

For frequencies above 1GHz (Average measurements).

Guidance on Measurement of Digit Transmission Systems:

“If the emission is pulsed, modify the unit for continuous operation, use the setting shown above, then correct the reading by subtracting the peak-average correction factor, derived from the appropriate duty cycle calculation.”

The correction factor, based on the total channel dwell time in a 100 ms period, may be mathematically applied to a measurement made with an average detector, to further reduce the value.

$$\text{Duty cycle correction} = 20 \log (\text{dwell time} / 100\text{ms})$$

Note: No duty cycle correction was added to the reading of this EUT.

Comment: See attached diagrams in Appendix.



Registration number: W6D20710-8594-C-1  
 FCC ID: I88NWD310N

### 3.5 Spurious Emissions (tx)

Spurious emission was measured with modulation (declared by manufacturer).

In any 100 kHz bandwidth outside the frequency band in which the intentional radiator is operating, the radio frequency power that is produced by the intentional radiator shall be at least 20dB below that in the 100 kHz bandwidth within the band that contains the highest level of the desired power, based on either an RF conducted or a radiated measurement. Attenuation below the general limits specified in § 15.209(a) is not required. In addition, radiated emissions which fall in the restricted bands, as defined in § 15.205(a), must also comply with the radiated emission limits specified in § 15.209(a) (see § 15.205(c))

FCC Rule: 15.247(c), 15.35

For out of band emissions that are close to or that exceed the 20 dB attenuation requirement described in the specification, radiated measurements were performed at a 3 m separation distance to determine whether these emissions complied with the general radiated emission requirement.

Limits:

Max. reading – 20 dB

Mode A: 107.45 dB  $\mu$  V/m- 20 dB= 87.45 dB  $\mu$  V/m

Mode B: 112.50 dB  $\mu$  V/m- 20 dB= 92.50 dB  $\mu$  V/m

Mode C: 110.92 dB  $\mu$  V/m- 20 dB= 90.92 dB  $\mu$  V/m

Mode D: 107.58 dB  $\mu$  V/m- 20 dB= 87.58 dB  $\mu$  V/m

Guidance on Measurement of Digit Transmission Systems:

“If the emission is pulsed, modify the unit for continuous operation, use the settings shown above, then correct the reading by subtracting the peak-average correction factor, derived from the appropriate duty cycle calculation.”

The correction factor, based on the total channel dwell time in a 100 ms period, may be mathematically applied to a measurement made with an average detector, to further reduce the value.

Duty Cycle correction =  $20 \log(\text{dwell time}/100\text{ms})$

For frequencies above 1GHz (Peak measurements).

Modified Limit for peak according to 15.35 (b) = Max Permitted average Limits + 20dB

For frequencies above 1GHz (Average measurements).

Max. reading – 20dB

Note: No duty cycle correction was added to the reading of EUT.

Test equipment used: ETSTW-RE 003 ETSTW-RE 004 ETSTW-RE 017 ETSTW-RE 028  
 ETSTW-RE 029 ETSTW-RE 030 ETSTW-RE 042 ETSTW-RE 043  
 ETSTW-RE 044

Comment: See attached diagrams in Appendix.

Registration number: W6D20710-8594-C-1  
 FCC ID: I88NWD310N

SAMPLE CALCULATION OF LIMIT. All results will be updated by an automatic measuring system in accordance with point 2.3.

Calculation of test results:

Such factors like antenna correction, cable loss, external attenuation etc. are already included in the provided measurement results. This is done by using validated test software and calibrated test system according the accreditation requirements.

The peak and average spurious emission plots was measured with the average limits.

In the Table being listed the critical peak and average value and exhibit the compliance with the above calculated Limits.

If in the column's correction factor states a value then the max. Field strength in the same row is corrected by a value gained from the "Duty-Cycle Correction Factor".

**Summary table with radiated data of the test plots**

**Mode A  
 CH 1**

Antenna Polarization	Frequency Marker (MHz)	Reading (dBuV)	Correction Factor (dB)	Detector	Test Result (dBuV/m)	Compliance Limit (dBuV/m)	Margin (dB)	Antenna Height (cm)	Table Azimuth (degree)
H	2390.0000	54.42	2.07	PK	56.49	74	17.51	110	235
	2390.0000	43.14	2.07	AV	45.21	54	8.79	110	235
	3214.4288	74.34	0.32	PK	74.66	87.45	12.79	230	230
	4817.6352	42.66	4.54	PK	47.20	54	6.80	200	165
	6436.8737	60.24	0.02	PK	60.26	87.45	27.19	225	150

Antenna Polarization	Frequency Marker (MHz)	Reading (dBuV)	Correction Factor (dB)	Detector	Test Result (dBuV/m)	Compliance Limit (dBuV/m)	Margin (dB)	Antenna Height (cm)	Table Azimuth (degree)
V	2390.0000	56.84	2.07	PK	58.91	74	15.09	110	235
	2390.0000	46.21	2.07	AV	48.28	54	5.72	110	235
	3214.4288	73.99	0.32	PK	74.31	87.45	13.14	230	230
	4817.6352	42.49	4.54	PK	47.03	54	6.97	200	165
	6436.8737	61.36	0.02	PK	61.38	87.45	26.07	225	150

Registration number: W6D20710-8594-C-1  
 FCC ID: I88NWD310N

**Ch6**

Antenna Polarization	Frequency Marker (MHz)	Reading (dBuV)	Correction Factor (dB)	Detector	Test Result (dBuV/m)	Compliance Limit (dBuV/m)	Margin (dB)	Antenna Height (cm)	Table Azimuth (degree)
H	3248.4969	70.95	0.32	PK	71.27	87.45	16.18	225	225
	4873.7474	43.34	4.54	PK	47.88	54	6.12	190	160
	6501.0020	52.77	6.16	PK	58.93	87.45	28.52	215	150

Antenna Polarization	Frequency Marker (MHz)	Reading (dBuV)	Correction Factor (dB)	Detector	Test Result (dBuV/m)	Compliance Limit (dBuV/m)	Margin (dB)	Antenna Height (cm)	Table Azimuth (degree)
V	3248.4969	71.07	0.32	PK	71.39	87.45	16.06	225	225
	4873.7474	43.12	4.54	PK	47.66	54	6.34	190	160
	6501.0020	52.10	6.16	PK	58.26	87.45	29.19	215	150

**Ch11**

Antenna Polarization	Frequency Marker (MHz)	Reading (dBuV)	Correction Factor (dB)	Detector	Test Result (dBuV/m)	Compliance Limit (dBuV/m)	Margin (dB)	Antenna Height (cm)	Table Azimuth (degree)
H	2483.5000	60.20	-1.09	PK	59.11	74	14.89	195	140
	2483.5000	46.39	-1.09	AV	45.30	54	8.70	195	140
	3282.5651	70.79	0.32	PK	71.11	87.45	16.34	225	230
	4921.8436	45.89	4.54	PK	50.43	54	3.57	190	170
	6565.1302	50.46	6.16	PK	56.62	87.45	30.83	210	160

Antenna Polarization	Frequency Marker (MHz)	Reading (dBuV)	Correction Factor (dB)	Detector	Test Result (dBuV/m)	Compliance Limit (dBuV/m)	Margin (dB)	Antenna Height (cm)	Table Azimuth (degree)
V	2483.5000	60.89	-1.09	PK	59.8	74	14.20	195	140
	2483.5000	47.93	-1.09	AV	46.84	54	7.16	195	140
	3282.5651	69.12	0.32	PK	69.44	87.45	18.01	225	230
	4921.8436	45.68	4.54	PK	50.22	54	3.78	190	170
	6565.1302	50.77	6.16	PK	56.93	87.45	30.52	210	160

Registration number: W6D20710-8594-C-1  
 FCC ID: I88NWD310N

**Mode B**  
**CH 1**

Antenna Polarization	Frequency Marker (MHz)	Reading (dBUV)	Correction Factor (dB)	Detector	Test Result (dBUV/m)	Compliance Limit (dBUV/m)	Margin (dB)	Antenna Height (cm)	Table Azimuth (degree)
H	2390.0000	55.51	2.07	PK	57.58	74	16.42	110	235
	2390.0000	43.34	2.07	AV	45.41	54	8.59	110	235
	3214.4288	72.94	0.32	PK	73.26	92.5	19.24	230	230
	4817.6352	42.19	4.54	PK	46.73	54	7.27	200	165
	6436.8737	58.75	0.02	PK	58.77	92.5	33.73	225	150

Antenna Polarization	Frequency Marker (MHz)	Reading (dBUV)	Correction Factor (dB)	Detector	Test Result (dBUV/m)	Compliance Limit (dBUV/m)	Margin (dB)	Antenna Height (cm)	Table Azimuth (degree)
V	2390.0000	56.90	2.07	PK	58.97	74	15.03	110	235
	2390.0000	44.52	2.07	AV	46.59	54	7.41	110	235
	3214.4288	73.27	0.32	PK	73.59	92.5	18.91	230	230
	4817.6352	42.06	4.54	PK	46.60	54	7.40	200	165
	6436.8737	62.33	0.02	PK	62.35	92.5	30.15	225	150

**Ch6**

Antenna Polarization	Frequency Marker (MHz)	Reading (dBUV)	Correction Factor (dB)	Detector	Test Result (dBUV/m)	Compliance Limit (dBUV/m)	Margin (dB)	Antenna Height (cm)	Table Azimuth (degree)
H	3248.4969	71.01	0.32	PK	71.33	92.5	21.17	225	225
	4873.7474	46.68	4.54	PK	51.22	54	2.78	190	160
	6501.0020	52.99	6.16	PK	59.15	92.5	33.35	215	150

Antenna Polarization	Frequency Marker (MHz)	Reading (dBUV)	Correction Factor (dB)	Detector	Test Result (dBUV/m)	Compliance Limit (dBUV/m)	Margin (dB)	Antenna Height (cm)	Table Azimuth (degree)
V	3248.4969	70.76	0.32	PK	71.08	92.5	21.42	225	225
	4873.7474	45.54	4.54	PK	50.08	54	3.92	190	160
	6501.0020	52.95	6.16	PK	59.11	92.5	33.39	215	150

Registration number: W6D20710-8594-C-1  
 FCC ID: I88NWD310N

**Ch11**

Antenna Polarization	Frequency Marker (MHz)	Reading (dBuV)	Correction Factor (dB)	Detector	Test Result (dBuV/m)	Compliance Limit (dBuV/m)	Margin (dB)	Antenna Height (cm)	Table Azimuth (degree)
H	2483.5000	59.47	-1.09	PK	58.38	74	15.62	195	140
	2483.5000	46.67	-1.09	AV	45.58	54	8.42	195	140
	3282.5651	70.66	0.32	PK	70.98	92.5	21.52	225	230
	4921.8436	48.74	4.54	PK	53.28	74	20.72	190	170
	4921.8436	39.19	4.54	AV	43.73	54	10.27	190	170
	6565.1302	50.46	6.16	PK	56.62	92.5	35.88	210	160
	7386.2415	47.53	6.17	PK	53.70	74	20.30	200	180
	7386.2415	35.98	6.17	AV	42.15	54	11.85	200	180

Antenna Polarization	Frequency Marker (MHz)	Reading (dBuV)	Correction Factor (dB)	Detector	Test Result (dBuV/m)	Compliance Limit (dBuV/m)	Margin (dB)	Antenna Height (cm)	Table Azimuth (degree)
V	2483.5000	62.15	-1.09	PK	61.06	74	12.94	195	140
	2483.5000	47.91	-1.09	AV	46.82	54	7.18	195	140
	3282.5651	68.34	0.32	PK	68.66	92.5	23.84	225	230
	4921.8436	49.01	4.54	PK	53.55	74	20.45	190	170
	4921.8436	37.72	4.54	PK	42.26	54	11.74	190	170
	6565.1302	50.51	6.16	PK	56.67	92.5	35.83	210	160

**Mode C  
 CH 1**

Antenna Polarization	Frequency Marker (MHz)	Reading (dBuV)	Correction Factor (dB)	Detector	Test Result (dBuV/m)	Compliance Limit (dBuV/m)	Margin (dB)	Antenna Height (cm)	Table Azimuth (degree)
H	2390.0000	57.28	2.07	PK	59.35	74	14.65	110	235
	2390.0000	43.33	2.07	AV	45.40	54	8.60	110	235
	3214.4288	73.07	0.32	PK	73.39	90.92	17.53	230	230
	4817.6352	42.57	4.54	PK	47.11	54	6.89	200	165
	6436.8737	58.60	0.02	PK	58.62	90.92	32.30	225	150

Antenna Polarization	Frequency Marker (MHz)	Reading (dBuV)	Correction Factor (dB)	Detector	Test Result (dBuV/m)	Compliance Limit (dBuV/m)	Margin (dB)	Antenna Height (cm)	Table Azimuth (degree)
V	2390.0000	57.79	2.07	PK	59.86	74	14.14	110	235
	2390.0000	44.68	2.07	AV	46.75	54	7.25	110	235
	2311.0220	49.88	2.12	PK	52.00	54	2.00	100	200
	3214.4288	74.61	0.32	PK	74.93	90.92	15.99	230	230
	6436.8737	56.65	4.54	PK	61.19	90.92	29.73	225	150

Registration number: W6D20710-8594-C-1  
 FCC ID: I88NWD310N

**Ch6**

Antenna Polarization	Frequency Marker (MHz)	Reading (dBuV)	Correction Factor (dB)	Detector	Test Result (dBuV/m)	Compliance Limit (dBuV/m)	Margin (dB)	Antenna Height (cm)	Table Azimuth (degree)
H	3248.4969	70.56	0.32	PK	70.88	90.92	20.04	225	225
	4873.7474	41.89	4.54	PK	46.43	54	7.57	190	160
	6501.0020	51.97	6.16	PK	58.13	90.92	32.79	215	150

Antenna Polarization	Frequency Marker (MHz)	Reading (dBuV)	Correction Factor (dB)	Detector	Test Result (dBuV/m)	Compliance Limit (dBuV/m)	Margin (dB)	Antenna Height (cm)	Table Azimuth (degree)
V	2319.0380	49.85	2.12	PK	51.97	54	2.03	150	300
	3248.4969	66.87	4.54	PK	71.41	90.92	19.51	225	225
	6501.0020	52.62	6.16	PK	58.78	90.92	32.14	215	150

**Ch11**

Antenna Polarization	Frequency Marker (MHz)	Reading (dBuV)	Correction Factor (dB)	Detector	Test Result (dBuV/m)	Compliance Limit (dBuV/m)	Margin (dB)	Antenna Height (cm)	Table Azimuth (degree)
H	2483.5000	60.06	-1.09	PK	58.97	74	15.03	195	140
	2483.5000	46.38	-1.09	AV	45.29	54	8.71	195	140
	3282.5651	69.20	0.32	PK	69.52	90.92	21.40	225	230
	6565.1302	49.57	6.16	PK	55.73	90.92	35.19	210	160
	4921.8436	43.42	4.54	PK	47.96	54	6.04	190	170

Antenna Polarization	Frequency Marker (MHz)	Reading (dBuV)	Correction Factor (dB)	Detector	Test Result (dBuV/m)	Compliance Limit (dBuV/m)	Margin (dB)	Antenna Height (cm)	Table Azimuth (degree)
V	2483.5000	61.11	-1.09	PK	60.02	74	13.98	195	140
	2483.5000	48.13	-1.09	AV	47.04	54	6.96	195	140
	2290.9819	49.29	2.12	PK	51.41	54	2.59	180	240
	3282.5651	68.65	0.32	PK	68.97	90.92	21.59	225	230
	4921.8436	42.84	4.54	PK	47.38	54	6.62	190	170
	6565.1302	50.51	6.16	PK	56.67	90.92	34.25	210	160

Registration number: W6D20710-8594-C-1  
 FCC ID: I88NWD310N

**Mode D**  
**CH 1**

Antenna Polarization	Frequency Marker (MHz)	Reading (dBuV)	Correction Factor (dB)	Detector	Test Result (dBuV/m)	Compliance Limit (dBuV/m)	Margin (dB)	Antenna Height (cm)	Table Azimuth (degree)
H	2390.0000	56.90	2.07	PK	58.97	74	15.03	100	240
	2390.0000	43.45	2.07	AV	45.52	54	8.48	100	240
	3228.4569	71.60	0.32	PK	71.92	87.58	15.66	220	220
	6460.9218	52.39	6.02	PK	58.41	87.58	29.17	215	150

Antenna Polarization	Frequency Marker (MHz)	Reading (dBuV)	Correction Factor (dB)	Detector	Test Result (dBuV/m)	Compliance Limit (dBuV/m)	Margin (dB)	Antenna Height (cm)	Table Azimuth (degree)
V	2390.0000	59.02	2.07	PK	61.09	74	12.91	100	240
	2390.0000	46.01	2.07	AV	48.08	54	5.92	100	240
	2281.3627	50.28	2.12	PK	52.40	54	1.60	175	340
	3228.4569	72.67	0.32	PK	72.99	87.58	14.59	220	220
	6460.9218	53.91	6.02	PK	59.93	87.58	27.65	215	150

**Ch4**

Antenna Polarization	Frequency Marker (MHz)	Reading (dBuV)	Correction Factor (dB)	Detector	Test Result (dBuV/m)	Compliance Limit (dBuV/m)	Margin (dB)	Antenna Height (cm)	Table Azimuth (degree)
H	2323.8476	44.92	2.11	PK	47.03	54	6.97	170	220
	3248.4969	70.74	0.32	PK	71.06	87.58	16.52	225	220
	6501.0020	52.46	6.16	PK	58.62	87.58	28.96	210	150

Antenna Polarization	Frequency Marker (MHz)	Reading (dBuV)	Correction Factor (dB)	Detector	Test Result (dBuV/m)	Compliance Limit (dBuV/m)	Margin (dB)	Antenna Height (cm)	Table Azimuth (degree)
V	2323.8476	49.66	2.11	PK	51.77	54	2.23	175	210
	3248.4969	71.14	0.32	PK	71.46	87.54	16.12	225	220
	6501.0020	52.64	6.16	PK	58.80	87.54	28.78	210	150

Registration number: W6D20710-8594-C-1  
 FCC ID: I88NWD310N

**Ch7**

Antenna Polarization	Frequency Marker (MHz)	Reading (dBuV)	Correction Factor (dB)	Detector	Test Result (dBuV/m)	Compliance Limit (dBuV/m)	Margin (dB)	Antenna Height (cm)	Table Azimuth (degree)
H	2483.5000	60.50	-1.09	PK	59.41	74	14.59	190	200
	2483.5000	46.66	-1.09	AV	45.57	54	8.43	190	200
	3268.5370	69.94	0.32	PK	70.26	87.58	17.32	230	210
	6541.0821	50.10	6.16	PK	56.26	87.58	31.32	215	150

Antenna Polarization	Frequency Marker (MHz)	Reading (dBuV)	Correction Factor (dB)	Detector	Test Result (dBuV/m)	Compliance Limit (dBuV/m)	Margin (dB)	Antenna Height (cm)	Table Azimuth (degree)
V	2483.5000	61.52	-1.09	PK	60.43	74	13.57	190	200
	2483.5000	49.51	-1.09	AV	48.42	54	5.58	190	200
	2338.2765	48.90	2.11	PK	51.01	54	2.99	230	170
	3268.5370	69.43	0.32	PK	69.75	87.58	17.83	230	210
	6541.0821	53.22	6.16	PK	59.38	87.58	28.20	215	150

- Note**
1. Correction Factor = Antenna factor + Cable loss - Preamplifier
  2. The formula of measured value as: Test Result = Reading + Correction Factor
  3. Detector function in the form : PK = Peak, QP = Quasi Peak, AV = Average
  4. All not in the table noted test results are more than 20 dB below the relevant limits.

Freq. – Frequency Range:

- 1: 30 - 200 MHz
- 2: 200 - 1000 MHz
- 3: 1 - 4 GHz
- 4: 4 - 8 GHz
- 5: 8 - 12 GHz
- 6: 12 - 17 GHz
- 7: 17 - 26.5 GHz

**TEST RESULT (Transmitter):** The unit DOES meet the FCC requirements.

Test equipment used: ETSTW-RE003 ETSTW-RE 004 ETSTW-RE 017 ETSTW-RE 028  
 ETSTW-RE029 ETSTW-RE 030 ETSTW-RE 042 ETSTW-RE 043  
 ETSTW-RE 044

Comment: See attached diagrams in Appendix.



Registration number: W6D20710-8594-C-1  
 FCC ID: I88NWD310N

### 3.6 Minimum 6 dB Bandwidth

The analyzer ResBW was set to 100 kHz. For each RF output channel investigated, the spectrum analyzer center frequency was set to the channel carrier. A PEAK reading was taken, two markers were set 6 dB below the maximum level on the right and the left side of the emission. The 6 dB bandwidth is the frequency difference between the two markers.

#### Mode A

Test conditions		6 dB Bandwidth		
		Channel 1	Channel 6	Channel 11
$T_{nom} = 23^{\circ}\text{C}$	$V_{nom} = 120\text{ V}$	10.929487179 MHz	10.929487179 MHz	10.929487179 MHz

#### Mode B

Test conditions		6 dB Bandwidth		
		Channel 1	Channel 6	Channel 11
$T_{nom} = 23^{\circ}\text{C}$	$V_{nom} = 120\text{ V}$	16.634615385 MHz	16.602564103MHz	16.634615385MHz

#### Mode C

Test conditions		6 dB Bandwidth		
		Channel 1	Channel 6	Channel 11
$T_{nom} = 23^{\circ}\text{C}$	$V_{nom} = 120\text{ V}$	17.756410256 MHz	17.820512821 MHz	17.788461538MHz

#### Mode D

Test conditions		6 dB Bandwidth		
		Channel 1	Channel 4	Channel 7
$T_{nom} = 23^{\circ}\text{C}$	$V_{nom} = 120\text{ V}$	36.570512821 MHz	36.602564103 MHz	36.602564103 MHz

#### Limits:

Frequency Range MHz	Limits
902-928	min 500 kHz
2400-2483.5	min 500 kHz
5725-5850	min 500 kHz

Test equipment used: ETSTW-RE 003 ETSTW-RE 004 ETSTW-RE 055

Comment: See attached diagrams in Appendix.

Registration number: W6D20710-8594-C-1  
 FCC ID: I88NWD310N

### 3.7 Peak Power Spectral Density

Peak Power Spectral density is a measured at low, middle and high channel.  
 The peak output power is measured with a measurement bandwidth of 10 MHz and displayed on diagram together with Peak Power Spectral Density result which was measured with a bandwidth of 3 kHz, appreciate frequency span and sweep time.

#### Mode A

Test conditions		Peak Power Spectral Density (3 kHz)		
		Channel 1 [dBm]	Channel 6 [dBm]	Channel 11 [dBm]
$T_{nom} = 23^{\circ}C$	$V_{nom} = 120\text{ V}$	-17.35	-15.88	-14.26

#### Mode B

Test conditions		Peak Power Spectral Density (3 kHz)		
		Channel 1 [dBm]	Channel 6 [dBm]	Channel 11 [dBm]
$T_{nom} = 23^{\circ}C$	$V_{nom} = 120\text{ V}$	-20.16	-18.29	-19.70

#### Mode C

Test conditions		Peak Power Spectral Density (3 kHz)		
		Channel 1 [dBm]	Channel 6 [dBm]	Channel 11 [dBm]
$T_{nom} = 23^{\circ}C$	$V_{nom} = 120\text{ V}$	-17.26	-15.12	-16.89

#### Mode D

Test conditions		Peak Power Spectral Density (3 kHz)		
		Channel 1 [dBm]	Channel 4 [dBm]	Channel 7 [dBm]
$T_{nom} = 23^{\circ}C$	$V_{nom} = 120\text{ V}$	-19.63	-19.18	-17.52

#### Limits:

Frequency Range MHz	dBm
902-928	8
2400-2483,5	8
5725-5850	8

Test equipment used: ETSTW-RE 003 ETSTW-RE 004 ETSTW-RE 055

Comment: See attached diagrams in Appendix.

Registration number: W6D20710-8594-C-1  
 FCC ID: I88NWD310N

**3.8 Radiated Emission from Digital Part And Receiver L.O.**

FCC Rule: 15.109

**Receiver**

**Mode A  
 CH 1**

Antenna Polarization	Frequency Marker (MHz)	Reading (dBuV)	Correction Factor (dB)	Detector	Test Result (dBuV/m)	Compliance Limit (dBuV/m)	Margin (dB)	Antenna Height (cm)	Table Azimuth (degree)
H	1000.0000	46.73	-10.10	PK	36.63	54	17.37	100	100
	3217.4288	40.65	0.31	PK	40.96	54	13.04	100	88
	7752.2890	39.48	7.63	PK	47.11	54	6.89	105	92

Antenna Polarization	Frequency Marker (MHz)	Reading (dBuV)	Correction Factor (dB)	Detector	Test Result (dBuV/m)	Compliance Limit (dBuV/m)	Margin (dB)	Antenna Height (cm)	Table Azimuth (degree)
V	1000.0000	48.02	-10.10	PK	37.92	54	16.08	105	102
	3217.4288	43.95	0.31	PK	44.26	54	9.74	100	92
	6436.8737	40.18	6.02	PK	46.2	54	7.80	100	85

**CH 6**

Antenna Polarization	Frequency Marker (MHz)	Reading (dBuV)	Correction Factor (dB)	Detector	Test Result (dBuV/m)	Compliance Limit (dBuV/m)	Margin (dB)	Antenna Height (cm)	Table Azimuth (degree)
H	942.2850	8.22	27.1	PK	35.32	46	10.68	245	95
	3248.4969	39.45	0.27	PK	39.72	54	14.28	100	92
	7543.2715	39.79	6.86	PK	46.65	54	7.35	100	100

Antenna Polarization	Frequency Marker (MHz)	Reading (dBuV)	Correction Factor (dB)	Detector	Test Result (dBuV/m)	Compliance Limit (dBuV/m)	Margin (dB)	Antenna Height (cm)	Table Azimuth (degree)
V	878.1560	11.04	25.78	PK	36.82	46	9.18	345	92
	3248.4969	43.81	0.27	PK	44.08	54	9.92	100	90
	7984.0325	39.15	7.37	PK	46.52	54	7.48	100	100

Registration number: W6D20710-8594-C-1  
 FCC ID: I88NWD310N

**CH 11**

Antenna Polarization	Frequency Marker (MHz)	Reading (dBuV)	Correction Factor (dB)	Detector	Test Result (dBuV/m)	Compliance Limit (dBuV/m)	Margin (dB)	Antenna Height (cm)	Table Azimuth (degree)
H	357.1140	19.31	16.65	PK	35.96	46	10.04	245	92
	3283.5611	40.92	0.23	PK	41.15	54	12.85	100	90
	6565.1302	35.12	5.88	PK	41.00	54	13.00	100	95

Antenna Polarization	Frequency Marker (MHz)	Reading (dBuV)	Correction Factor (dB)	Detector	Test Result (dBuV/m)	Compliance Limit (dBuV/m)	Margin (dB)	Antenna Height (cm)	Table Azimuth (degree)
V	895.7920	10.27	26.17	PK	36.44	46	9.56	345	100
	3283.5691	43.84	0.23	PK	44.07	54	9.93	100	92
	6565.1302	38.90	5.88	PK	44.78	54	9.22	100	95

**Mode B  
 CH 1**

Antenna Polarization	Frequency Marker (MHz)	Reading (dBuV)	Correction Factor (dB)	Detector	Test Result (dBuV/m)	Compliance Limit (dBuV/m)	Margin (dB)	Antenna Height (cm)	Table Azimuth (degree)
H	342.6850	20.17	16.38	PK	36.55	46	9.45	245	89
	3217.4288	40.97	0.31	PK	41.28	54	12.72	100	92
	6436.8737	38.88	6.02	PK	44.90	54	9.10	100	94

Antenna Polarization	Frequency Marker (MHz)	Reading (dBuV)	Correction Factor (dB)	Detector	Test Result (dBuV/m)	Compliance Limit (dBuV/m)	Margin (dB)	Antenna Height (cm)	Table Azimuth (degree)
V	799.5990	10.62	25.14	PK	35.76	46	10.24	345	94
	3217.4288	44.13	0.31	PK	44.44	54	9.56	100	91
	6436.8737	38.90	6.02	PK	44.92	54	9.08	100	95

**CH 6**

Antenna Polarization	Frequency Marker (MHz)	Reading (dBuV)	Correction Factor (dB)	Detector	Test Result (dBuV/m)	Compliance Limit (dBuV/m)	Margin (dB)	Antenna Height (cm)	Table Azimuth (degree)
H	897.3950	9.28	26.2	PK	35.48	46	10.52	245	85
	3248.4969	42.50	0.27	PK	42.77	54	11.23	100	92
	7599.2966	39.58	6.92	PK	46.50	54	7.50	100	90

Registration number: W6D20710-8594-C-1  
 FCC ID: I88NWD310N

Antenna Polarization	Frequency Marker (MHz)	Reading (dBuV)	Correction Factor (dB)	Detector	Test Result (dBuV/m)	Compliance Limit (dBuV/m)	Margin (dB)	Antenna Height (cm)	Table Azimuth (degree)
V	895.7920	8.94	26.17	PK	35.11	46	10.89	345	88
	3248.4969	43.99	0.27	PK	44.26	54	9.74	100	92
	7808.3111	38.58	7.62	PK	46.20	54	7.80	100	100

**CH 11**

Antenna Polarization	Frequency Marker (MHz)	Reading (dBuV)	Correction Factor (dB)	Detector	Test Result (dBuV/m)	Compliance Limit (dBuV/m)	Margin (dB)	Antenna Height (cm)	Table Azimuth (degree)
H	357.1140	19.68	16.65	PK	36.33	46	9.67	245	99
	3283.5691	42.55	0.23	PK	42.78	54	11.22	100	92
	6565.1302	40.32	5.88	PK	46.20	54	7.80	100	95

Antenna Polarization	Frequency Marker (MHz)	Reading (dBuV)	Correction Factor (dB)	Detector	Test Result (dBuV/m)	Compliance Limit (dBuV/m)	Margin (dB)	Antenna Height (cm)	Table Azimuth (degree)
V	831.6630	10.62	25.55	PK	36.17	46	9.83	350	90
	3283.5691	44.13	0.23	PK	44.36	54	9.64	100	92
	6565.1302	39.05	5.88	PK	44.93	54	9.07	100	94

**Mode C  
 CH 1**

Antenna Polarization	Frequency Marker (MHz)	Reading (dBuV)	Correction Factor (dB)	Detector	Test Result (dBuV/m)	Compliance Limit (dBuV/m)	Margin (dB)	Antenna Height (cm)	Table Azimuth (degree)
H	357.1140	19.54	16.67	PK	36.21	46	9.79	245	95
	3217.4288	40.44	0.31	PK	40.75	54	13.25	100	92
	7976.7728	39.47	7.37	PK	46.84	54	7.16	100	100

Antenna Polarization	Frequency Marker (MHz)	Reading (dBuV)	Correction Factor (dB)	Detector	Test Result (dBuV/m)	Compliance Limit (dBuV/m)	Margin (dB)	Antenna Height (cm)	Table Azimuth (degree)
V	831.6630	10.83	25.55	PK	36.38	46	9.62	345	102
	3217.4288	43.18	0.31	PK	43.49	54	10.51	100	100
	6436.8737	39.01	6.02	PK	45.03	54	8.97	100	95

Registration number: W6D20710-8594-C-1  
 FCC ID: I88NWD310N

**CH 6**

Antenna Polarization	Frequency Marker (MHz)	Reading (dBuV)	Correction Factor (dB)	Detector	Test Result (dBuV/m)	Compliance Limit (dBuV/m)	Margin (dB)	Antenna Height (cm)	Table Azimuth (degree)
H	996.7940	8.90	27.37	PK	36.27	54	17.73	245	95
	3248.4969	39.75	0.27	PK	40.02	54	13.98	100	90
	6501.0020	42.87	6.16	PK	49.03	54	4.97	100	92

Antenna Polarization	Frequency Marker (MHz)	Reading (dBuV)	Correction Factor (dB)	Detector	Test Result (dBuV/m)	Compliance Limit (dBuV/m)	Margin (dB)	Antenna Height (cm)	Table Azimuth (degree)
V	895.7920	9.59	26.17	PK	35.76	46	10.24	345	99
	3248.4969	44.54	0.27	PK	44.81	54	9.19	100	95
	6501.0020	42.95	6.16	PK	49.11	54	4.89	100	92

**CH 11**

Antenna Polarization	Frequency Marker (MHz)	Reading (dBuV)	Correction Factor (dB)	Detector	Test Result (dBuV/m)	Compliance Limit (dBuV/m)	Margin (dB)	Antenna Height (cm)	Table Azimuth (degree)
H	357.1140	20.39	16.65	PK	37.04	46	8.96	245	99
	3283.5691	41.17	0.23	PK	41.40	54	12.60	100	92
	6565.1302	39.38	5.88	PK	45.26	54	8.74	100	95

Antenna Polarization	Frequency Marker (MHz)	Reading (dBuV)	Correction Factor (dB)	Detector	Test Result (dBuV/m)	Compliance Limit (dBuV/m)	Margin (dB)	Antenna Height (cm)	Table Azimuth (degree)
V	971.1420	8.92	27.23	PK	36.15	54	17.85	345	100
	3283.5691	44.03	0.23	PK	44.26	54	9.74	100	102
	6565.1302	38.20	5.88	PK	44.08	54	9.92	100	94

**Mode D**

**CH 1**

Antenna Polarization	Frequency Marker (MHz)	Reading (dBuV)	Correction Factor (dB)	Detector	Test Result (dBuV/m)	Compliance Limit (dBuV/m)	Margin (dB)	Antenna Height (cm)	Table Azimuth (degree)
H	357.1140	19.76	16.67	PK	36.43	46	9.57	125	215
	3228.4569	40.12	0.32	PK	40.44	54	13.56	120	100
	6460.9218	38.15	6.02	PK	44.17	54	9.83	130	315

Registration number: W6D20710-8594-C-1  
 FCC ID: I88NWD310N

Antenna Polarization	Frequency Marker (MHz)	Reading (dBuV)	Correction Factor (dB)	Detector	Test Result (dBuV/m)	Compliance Limit (dBuV/m)	Margin (dB)	Antenna Height (cm)	Table Azimuth (degree)
V	961.5230	9.12	27.83	PK	36.95	54	17.05	300	200
	3228.4569	44.16	0.32	PK	44.48	54	9.52	120	100
	6460.9218	38.24	6.02	PK	44.26	54	9.74	130	315

**CH 4**

Antenna Polarization	Frequency Marker (MHz)	Reading (dBuV)	Correction Factor (dB)	Detector	Test Result (dBuV/m)	Compliance Limit (dBuV/m)	Margin (dB)	Antenna Height (cm)	Table Azimuth (degree)
H	1000.000	8.75	28.02	PK	36.77	54	17.23	125	200
	3248.4969	39.57	0.32	PK	39.89	54	14.11	110	175
	7792.2112	38.99	7.64	PK	46.63	54	7.37	125	240

Antenna Polarization	Frequency Marker (MHz)	Reading (dBuV)	Correction Factor (dB)	Detector	Test Result (dBuV/m)	Compliance Limit (dBuV/m)	Margin (dB)	Antenna Height (cm)	Table Azimuth (degree)
V	878.1560	9.55	26.37	PK	35.92	46	10.08	320	145
	3248.4969	43.74	0.32	PK	44.06	54	9.94	115	175
	7534.9218	40.07	6.85	PK	46.92	54	7.08	120	275

**CH 7**

Antenna Polarization	Frequency Marker (MHz)	Reading (dBuV)	Correction Factor (dB)	Detector	Test Result (dBuV/m)	Compliance Limit (dBuV/m)	Margin (dB)	Antenna Height (cm)	Table Azimuth (degree)
H	200.000	24.10	11.56	PK	35.66	43.5	7.84	320	205
	3268.537	40.71	0.32	PK	41.03	54	12.97	115	200
	6541.082	38.99	6.16	PK	45.15	54	8.85	135	170

Antenna Polarization	Frequency Marker (MHz)	Reading (dBuV)	Correction Factor (dB)	Detector	Test Result (dBuV/m)	Compliance Limit (dBuV/m)	Margin (dB)	Antenna Height (cm)	Table Azimuth (degree)
V	998.397	8.33	28	PK	36.33	54	17.67	315	105
	3268.537	43.52	0.32	PK	43.84	54	10.16	120	200
	6541.082	37.69	6.16	PK	43.85	54	10.15	135	170

Registration number: W6D20710-8594-C-1  
 FCC ID: I88NWD310N

**Digital**

Antenna Polarization	Frequency Marker (MHz)	Reading (dBuV)	Correction Factor (dB)	Detector	Test Result (dBuV/m)	Compliance Limit (dBuV/m)	Margin (dB)	Antenna Height (cm)	Table Azimuth (degree)
H	36.493	9.84	13.33	PK	23.17	30	-6.83	320	145
	159.860	6.98	15.46	PK	22.44	30	-7.56	300	205
	299.459	4.99	15.23	PK	20.22	37	-16.78	330	300
	426.253	-2.37	18.37	PK	16.00	37	-21.00	100	320
	663.327	-1.82	22.87	PK	21.05	37	-15.95	145	105
	796.593	1.65	25.09	PK	26.74	37	-10.26	115	260

Antenna Polarization	Frequency Marker (MHz)	Reading (dBuV)	Correction Factor (dB)	Detector	Test Result (dBuV/m)	Compliance Limit (dBuV/m)	Margin (dB)	Antenna Height (cm)	Table Azimuth (degree)
V	35.411	12.60	13.28	PK	25.88	30	-4.12	105	100
	170.140	1.49	14.96	PK	16.45	30	-13.55	125	145
	293.507	4.29	15.11	PK	19.4	37	-17.6	150	240
	598.798	3.38	22.14	PK	25.52	37	-11.48	305	180
	796.593	7.61	25.09	PK	32.7	37	-4.30	325	260
	928.457	4.43	26.89	PK	31.32	37	-5.68	300	55

- Note**
1. Correction Factor = Antenna factor + Cable loss - Preamplifier
  2. The formula of measured value as: Test Result = Reading + Correction Factor
  3. Detector function in the form : PK = Peak, QP = Quasi Peak, AV = Average
  4. All not in the table noted test results are more than 20 dB below the relevant limits.

Except for Class A digital devices, the field strength of radiated emissions from unintentional radiators at a distance of 3 meters shall not exceed the following values:

Frequency of Emission (MHz)	Field Strength (microvolts/meter)	Field Strength (dBmicrovolts/meter)
30 – 88	100	40.0
88 – 216	150	43.5
216 – 960	200	46.0
Above 960	500	54.0

Test equipment used: ETSTW-RE 003 ETSTW-RE 004 ETSTW-RE 017 ETSTW-RE 028  
 ETSTW-RE 029 ETSTW-RE 030 ETSTW-RE 042 ETSTW-RE 043  
 ETSTW-RE 044

Comment: See attached diagrams in Appendix.



Registration number: W6D20710-8594-C-1  
 FCC ID: I88NWD310N

### 3.9 Power Line Conducted Emission

For an intentional radiator which is designed to be connected to the public utility (AC) power line, the radio frequency voltage that is conducted back onto the AC line on any frequency or frequencies within the band 150 kHz to 30 MHz shall not exceed the limits in the table bellows with this provision shall be based on the measurement of the radio frequency voltage between each power line and ground at the power terminals.

This measurement was transact first with instrumentation using an average and peak detector and a 10 kHz bandwidth. If the peak detector achieves a calculated level, the measurement is repeated by an instrumentation using a quasi-peak detector.

Frequency	Level (dB $\mu$ V)	
	quasi-peak	average
150 kHz	lower limit line	Lower limit line

LISN type	Frequency Marker	Reading (dB $\mu$ V)		Correction Factor	Test Result (dB $\mu$ V)		Compliance Limit (dB $\mu$ V)		Margin (dB)
		QP	AV		dB	QP	AV	QP	
N	MHz	QP	AV	dB	QP	AV	QP	AV	QP
	0.1519	28.58	10.36	10.10	38.68	20.46	65.90	55.90	-27.22
	0.2312	18.26	8.87	10.10	28.36	18.97	62.41	52.41	-33.44
	0.6549	27.00	25.38	10.10	37.10	35.48	56	46	-10.52
	3.1800	37.33	18.98	10.10	47.43	29.08	56	46	-8.57
	5.1666	16.78	11.76	10.10	26.88	21.86	60	50	-28.14
	20.3333	10.04	2.43	10.10	20.14	12.53	60	50	-37.47

LISN type	Frequency Marker	Reading (dB $\mu$ V)		Correction Factor	Test Result (dB $\mu$ V)		Compliance Limit (dB $\mu$ V)		Margin (dB)
		QP	AV		dB	QP	AV	QP	
L1	MHz	QP	AV	dB	QP	AV	QP	AV	QP
	0.1516	28.4	10.83	10.10	38.5	20.93	65.91	55.91	-27.41
	0.2305	28.3	27.29	10.10	38.4	37.39	62.43	52.43	-15.04
	0.805	26.65	23.30	10.10	36.75	33.40	56	46	-12.60
	3.185	37.09	17.43	10.10	47.19	27.53	56	46	-8.81
	10.5833	2.11	1.36	10.10	12.21	11.46	60	50	-38.54

- Note:**
1. The formula of measured value as: **Test Result = Reading + Correction Factor**
  2. The **Correction Factor = Cable Loss + LISN Insertion Loss + Pulse Limit Loss**
  3. Detector function in the form : **PK = Peak, QP = Quasi Peak, AV = Average**
  4. All not in the table noted test results are more than 20 dB below the relevant limits.

Registration number: W6D20710-8594-C-1  
FCC ID: I88NWD310N

**Limits:**

Frequency of Emission (MHz)	Conducted Limit (dBuV)	
	Quasi Peak	Average
0.15-0.5	66 to 56	56 to 46
0.5-5	56	46
5-30	60	50

Test equipment used: ETSTW-CE 001 ETSTW-CE 003 ETSTW-CE 004 ETSTW-CE 006

Comment: See attached diagrams in Appendix.

Registration number: W6D20710-8594-C-1  
FCC ID: I88NWD310N

## Appendix

### A Measurement diagrams

1. Peak Output Power

2. Spurious Emissions radiated

(The measurement diagrams plots attached below are preliminary wideband scan with a peak detector for reference only. The final test results are listed on section 3.5 and 3.8)

3. Band Edge Measurement

4. Minimum 6dB Bandwidth

5. Peak Power Spectral Density

6. Power Line Conducted Emission

(The measurement diagrams plots attached below are preliminary wideband scan with a peak and average detector for reference only. The final test results are listed on section 3.9)

### B Photos

1. External Photos

2. Internal Photos

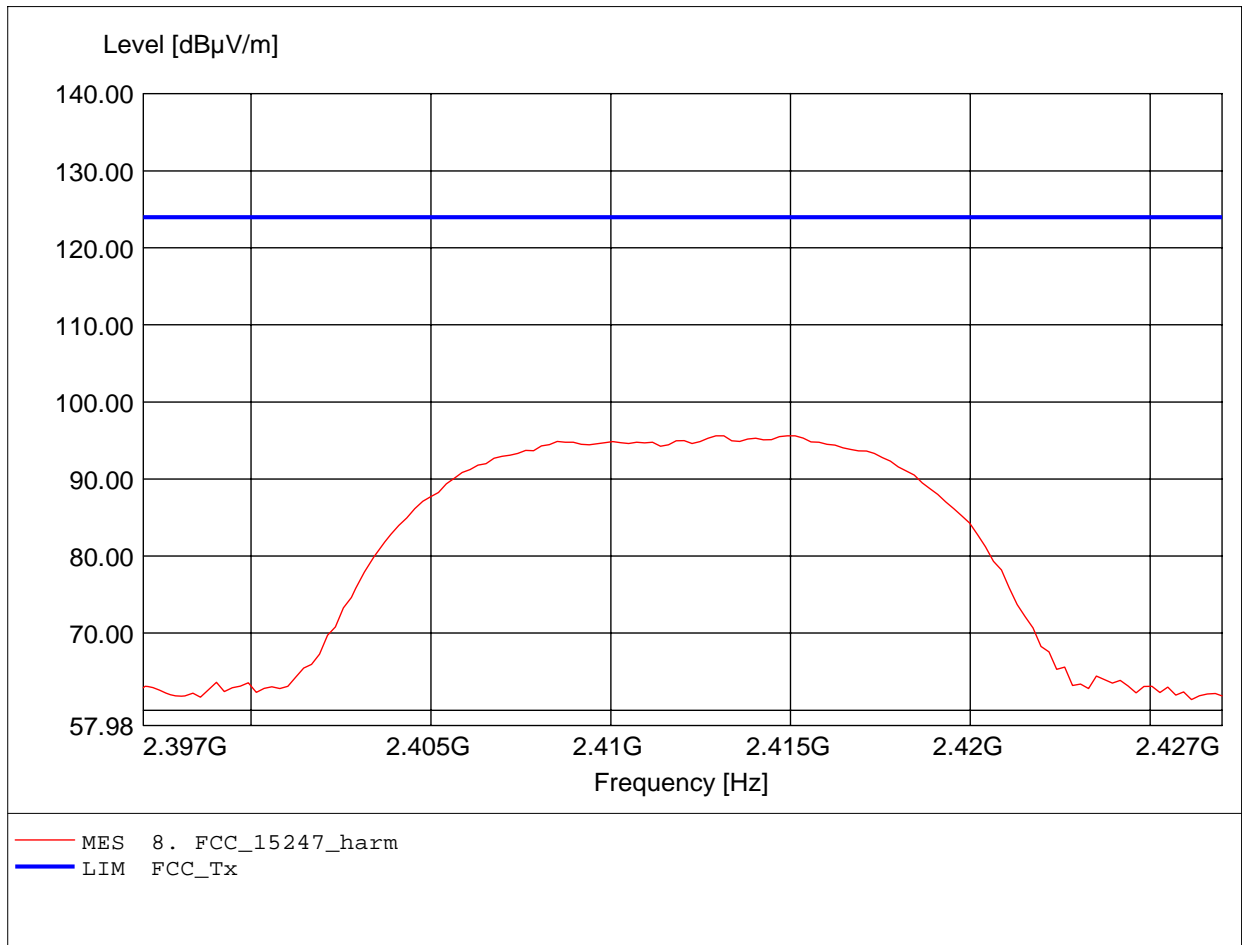
3. Set Up Photo of Radiated Emission

4. Set Up Photo of Conducted Emission

**Carrier power (Field Strength)**

**FCC RULES PART 15, SUBPART C / LP 0002**

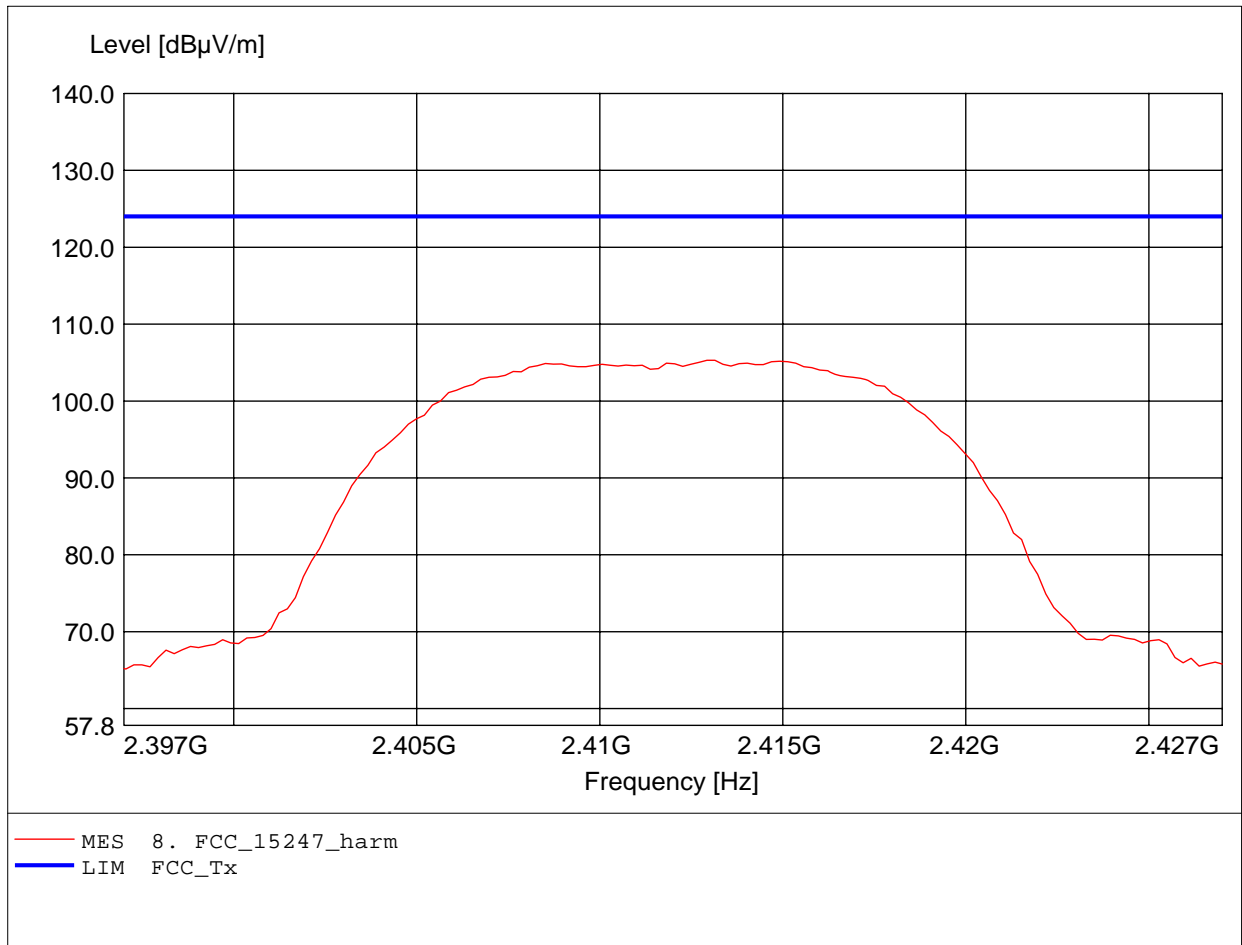
Order Number: W6M20703-7955 11B CH1  
Test Site / Operator: ETS / Danny  
Temperature: Temp.: 23.9°C  
Comment 1: according to §15.247  
Ant.: HL025  
Freq: 2.413GHz, Emax: 95.62dBµV/m, RBW: 1MHz



**Carrier power (Field Strength)**

**FCC RULES PART 15, SUBPART C / LP 0002**

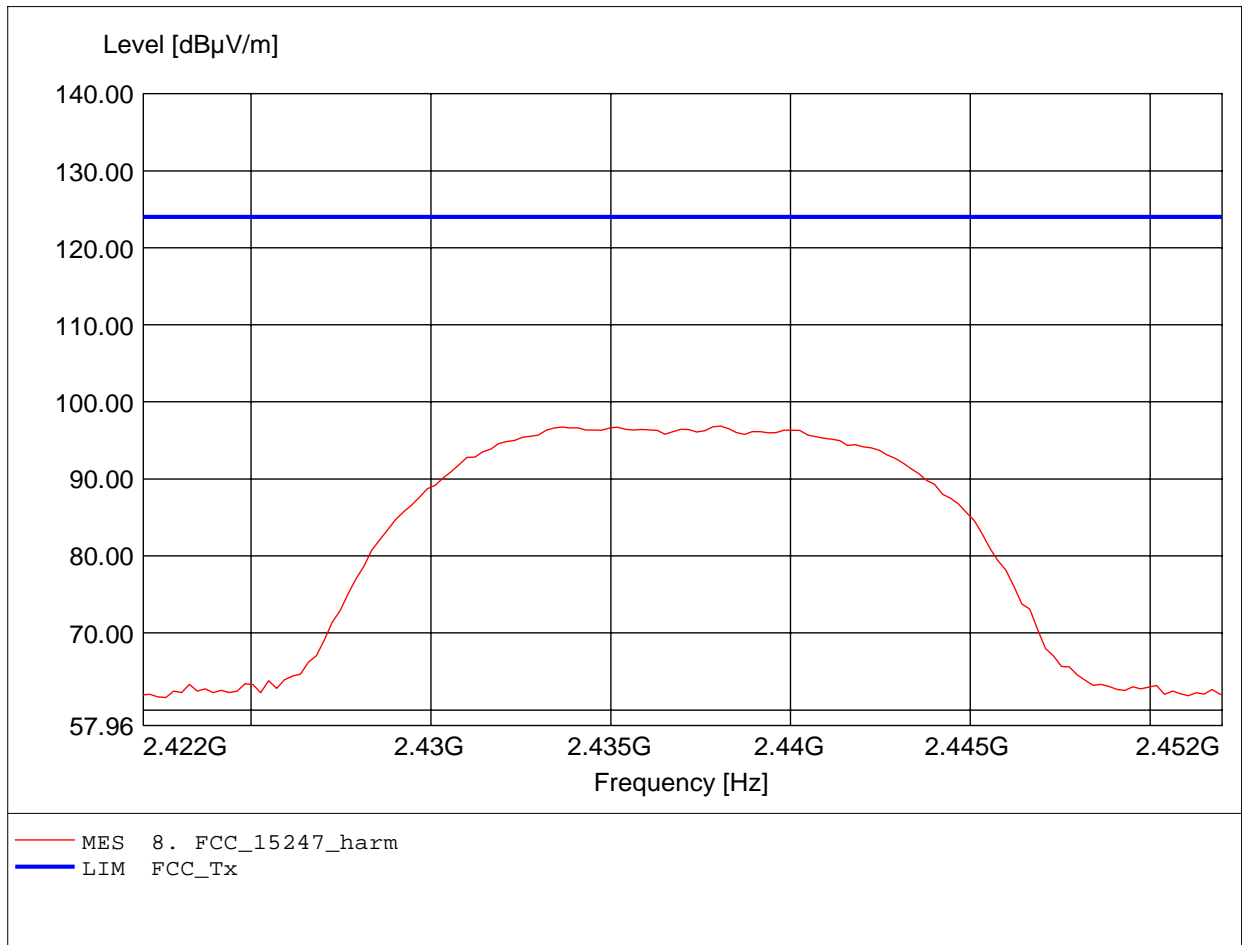
Order Number: W6M20703-7955 11B CH1  
Test Site / Operator: ETS / Danny  
Temperature: Temp.: 23.9°C  
Comment 1: according to §15.247  
Ant.: HL025  
Freq: 2.413GHz, Emax: 105.30dBμV/m, RBW: 1MHz



**Carrier power (Field Strength)**

**FCC RULES PART 15, SUBPART C / LP 0002**

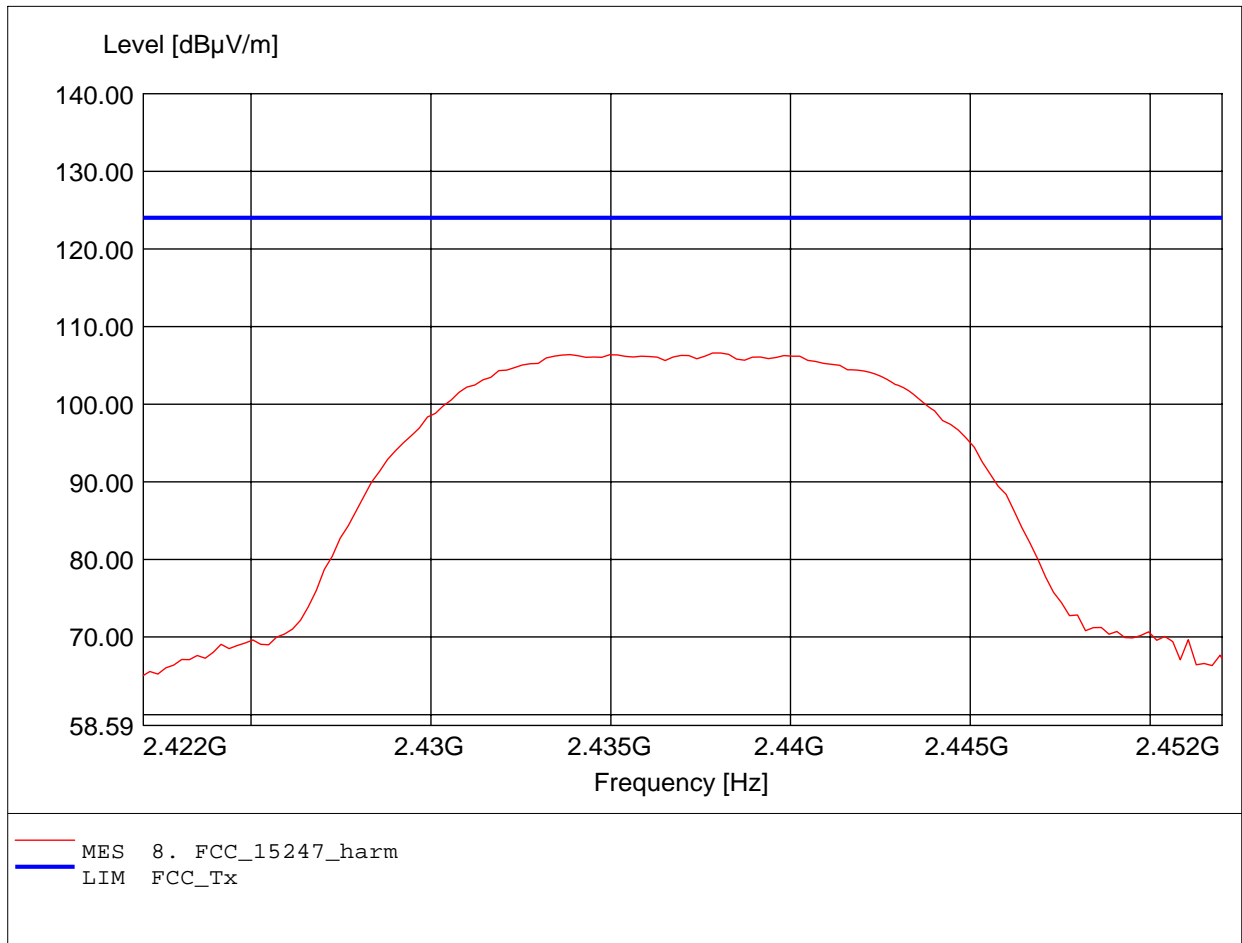
Order Number: W6M20703-7955 11B CH6  
Test Site / Operator: ETS / Danny  
Temperature: Temp.: 23.9°C  
Comment 1: according to §15.247  
Ant.: HL025  
Freq: 2.438GHz, Emax: 96.86dBµV/m, RBW: 1MHz



**Carrier power (Field Strength)**

**FCC RULES PART 15, SUBPART C / LP 0002**

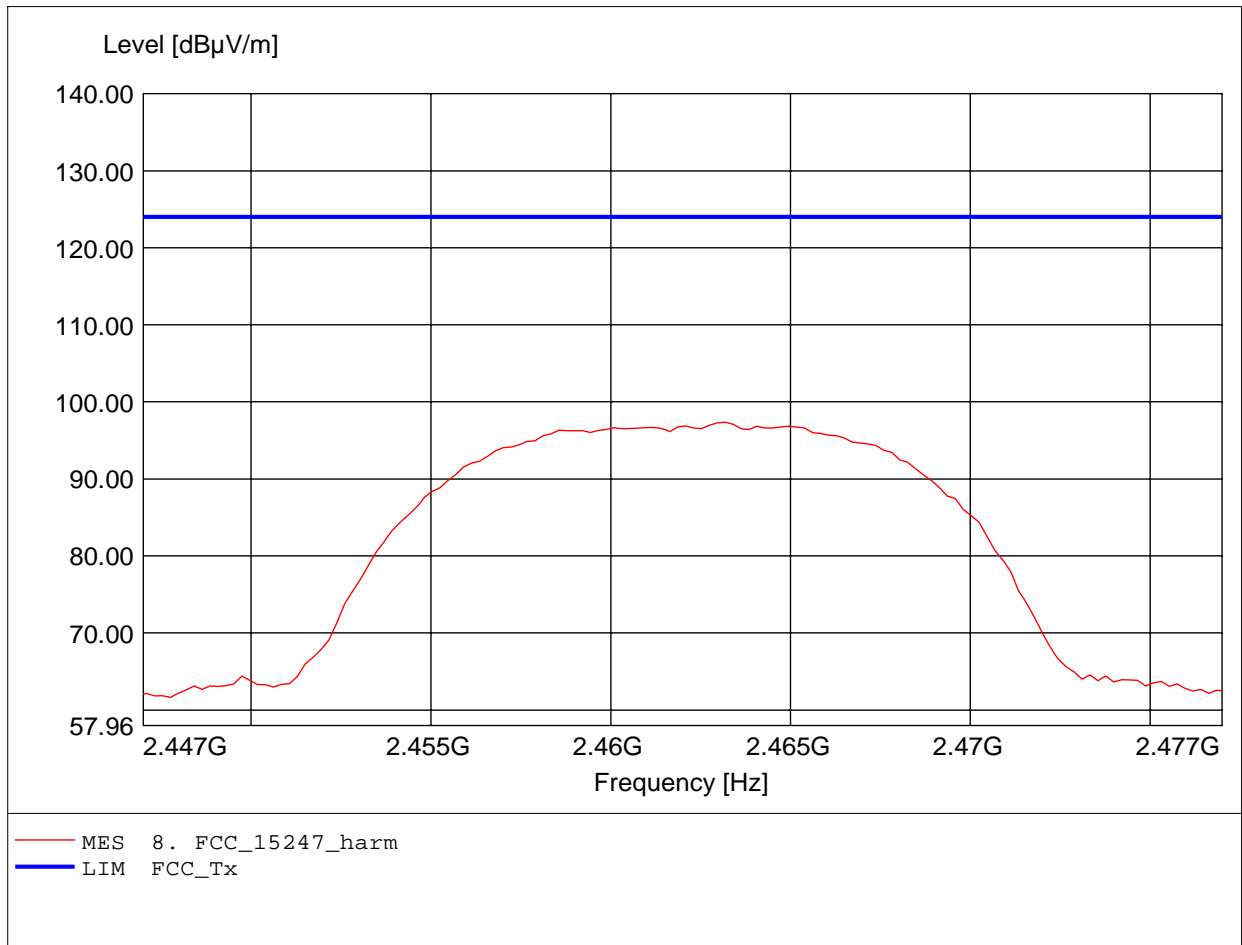
Order Number: W6M20703-7955 11B CH6  
Test Site / Operator: ETS / Danny  
Temperature: Temp.: 23.9°C  
Comment 1: according to §15.247  
Ant.: HL025  
Freq: 2.438GHz, Emax: 106.59dBµV/m, RBW: 1MHz



**Carrier power (Field Strength)**

**FCC RULES PART 15, SUBPART C / LP 0002**

Order Number: W6M20703-7955 11B CH11  
Test Site / Operator: ETS / Danny  
Temperature: Temp.: 23.9°C  
Comment 1: according to §15.247  
Ant.: HL025  
Freq: 2.463GHz, Emax: 97.37dBµV/m, RBW: 1MHz

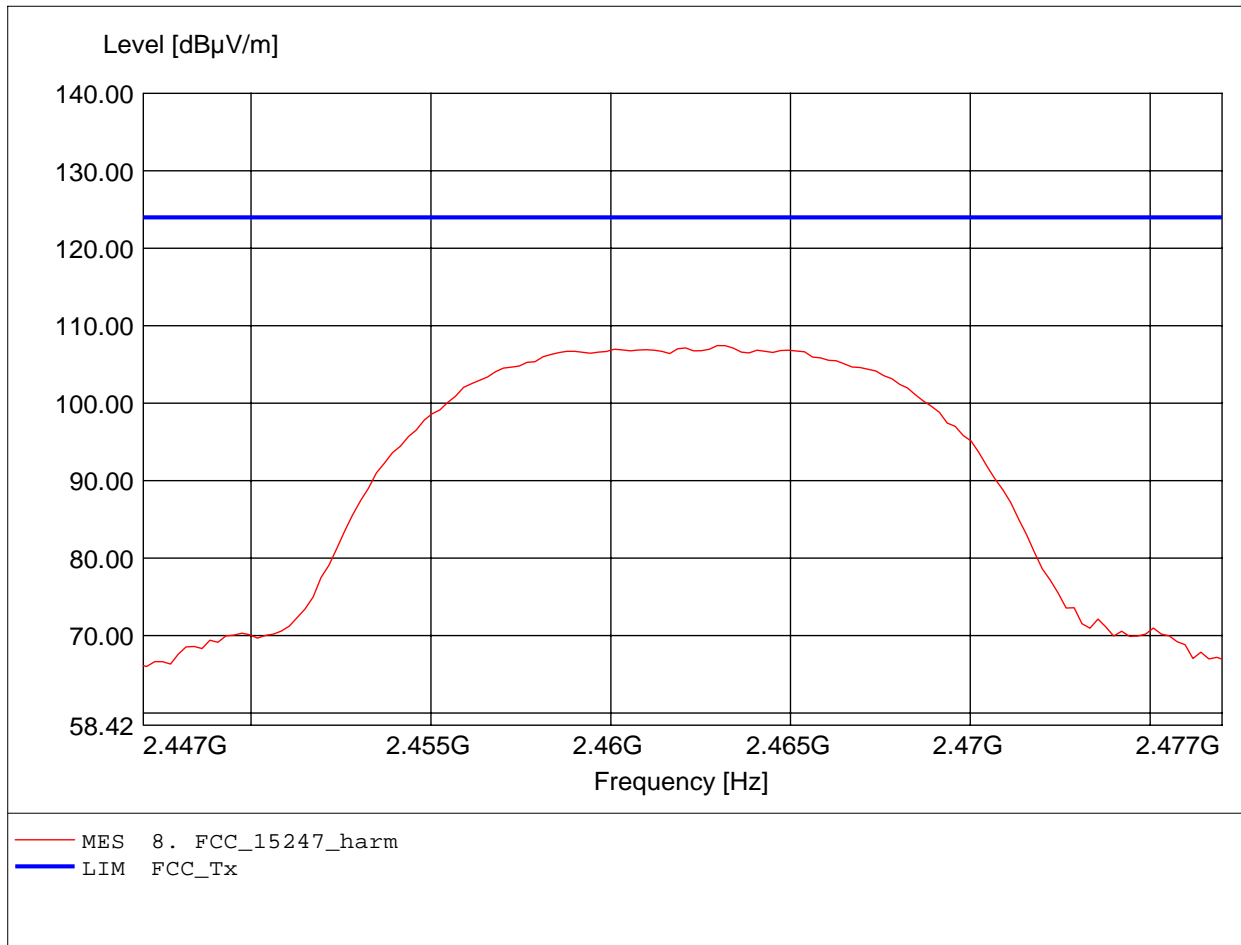




**Carrier power (Field Strength)**

**FCC RULES PART 15, SUBPART C / LP 0002**

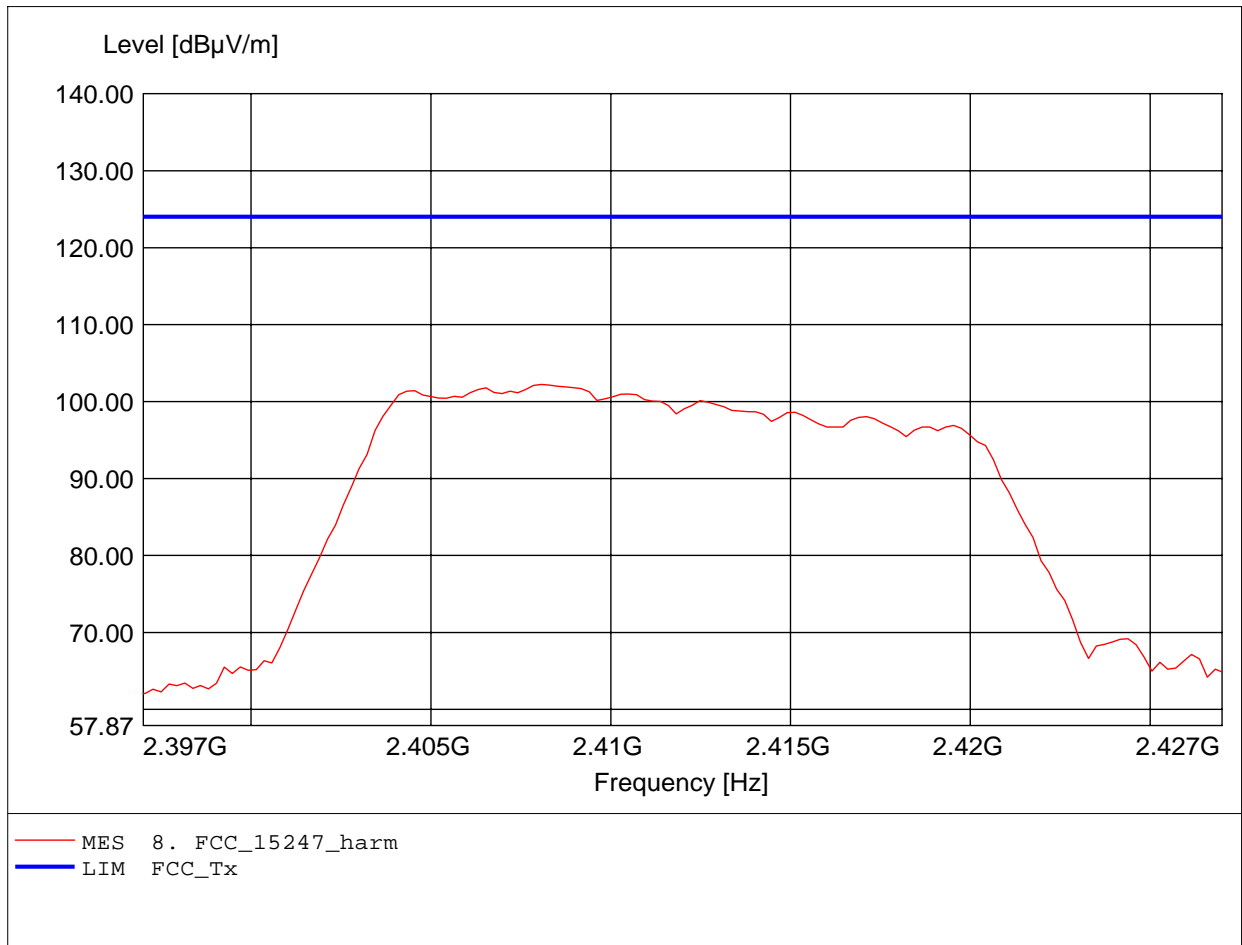
Order Number: W6M20703-7955 11B CH11  
Test Site / Operator: ETS / Danny  
Temperature: Temp.: 23.9°C  
Comment 1: according to §15.247  
Ant.: HL025  
Freq: 2.463GHz, Emax: 107.45dBμV/m, RBW: 1MHz



**Carrier power (Field Strength)**

**FCC RULES PART 15, SUBPART C / LP 0002**

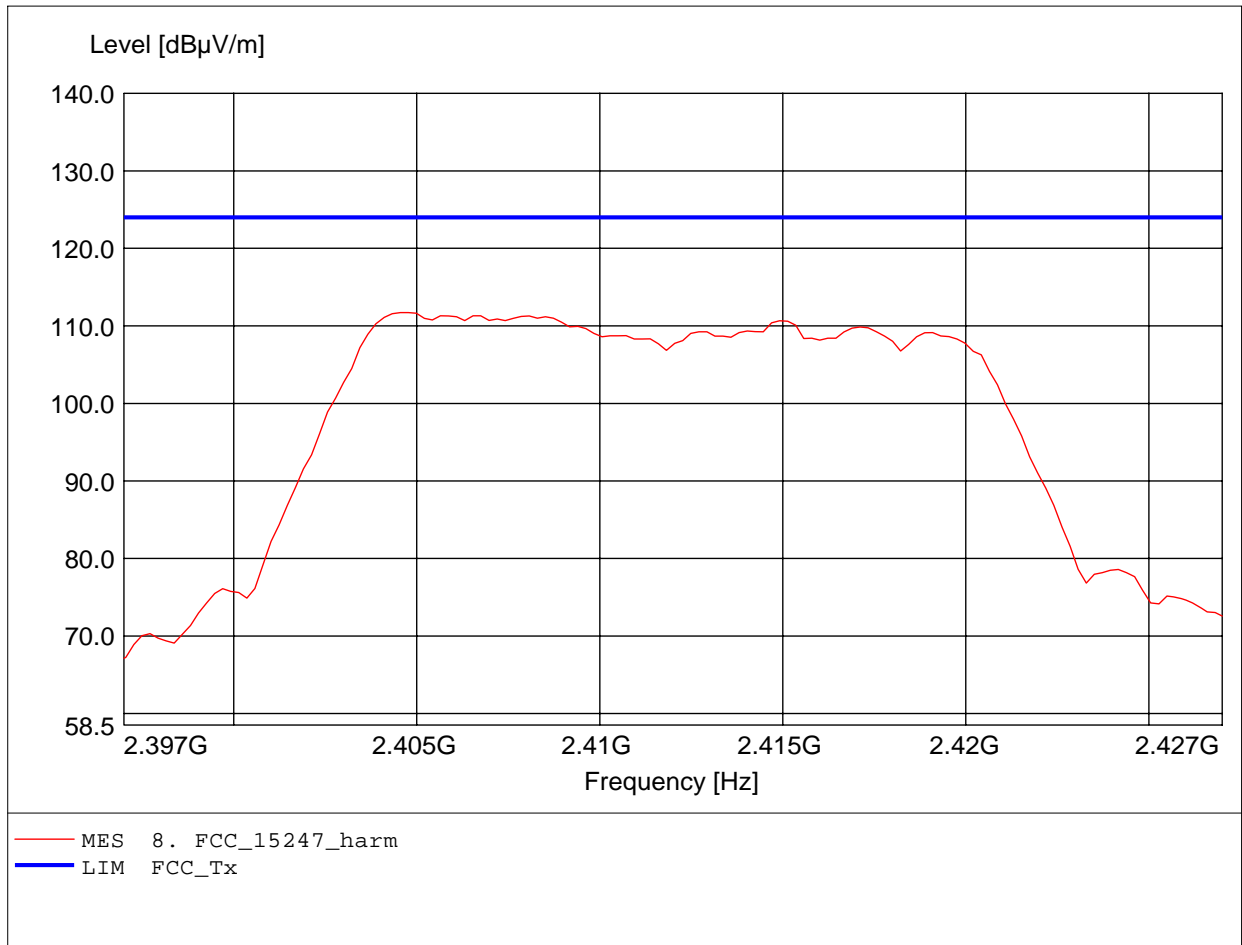
Order Number: W6M20703-7955 11G CH1  
Test Site / Operator: ETS / Danny  
Temperature: Temp.: 23.9°C  
Comment 1: according to §15.247  
Ant.: HL025  
Freq: 2.408GHz, Emax: 102.23dBµV/m, RBW: 1MHz



**Carrier power (Field Strength)**

**FCC RULES PART 15, SUBPART C / LP 0002**

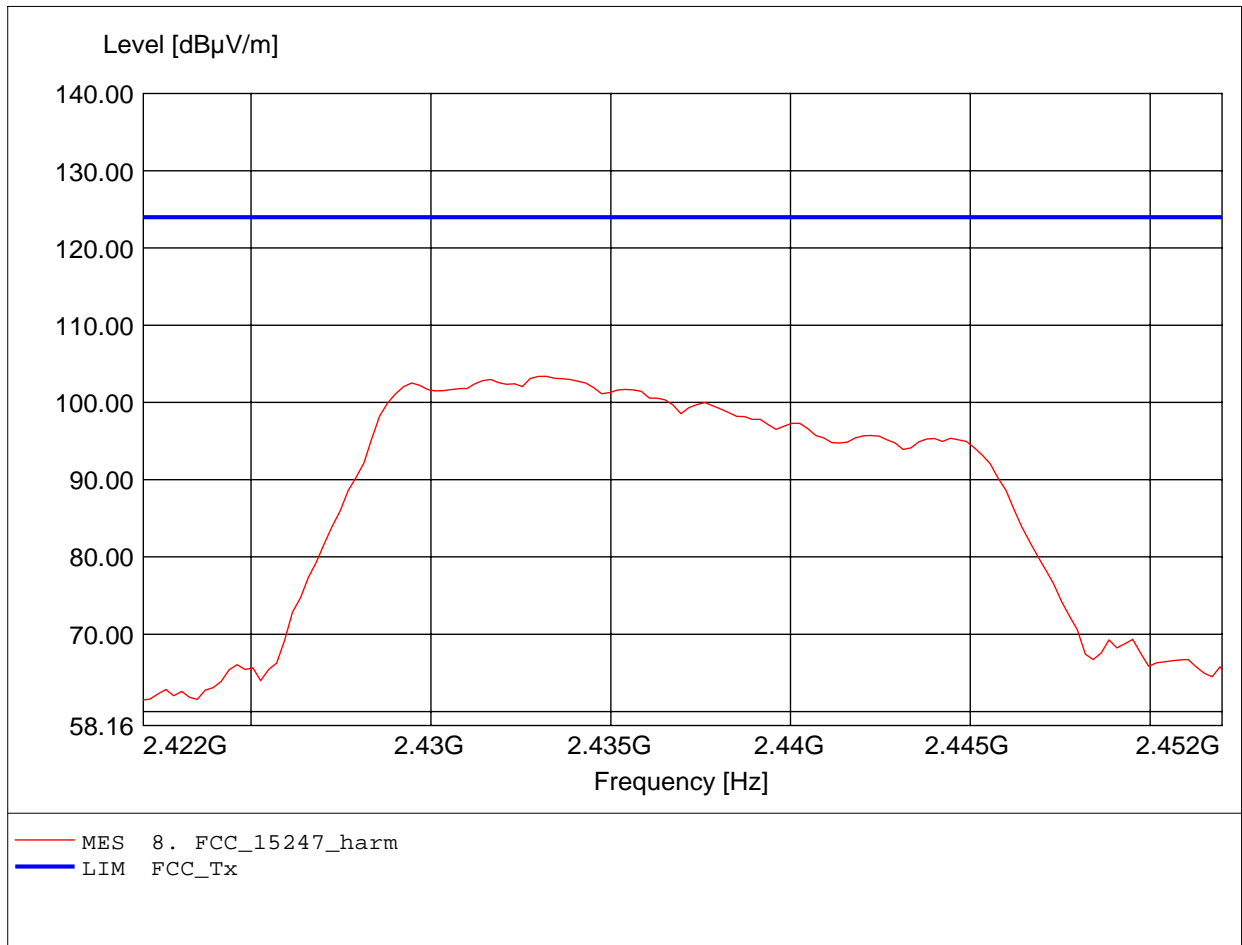
Order Number: W6M20703-7955 11G CH1  
Test Site / Operator: ETS / Danny  
Temperature: Temp.: 23.9°C  
Comment 1: according to §15.247  
Ant.: HL025  
Freq: 2.405GHz, Emax: 111.71dBμV/m, RBW: 1MHz



**Carrier power (Field Strength)**

**FCC RULES PART 15, SUBPART C / LP 0002**

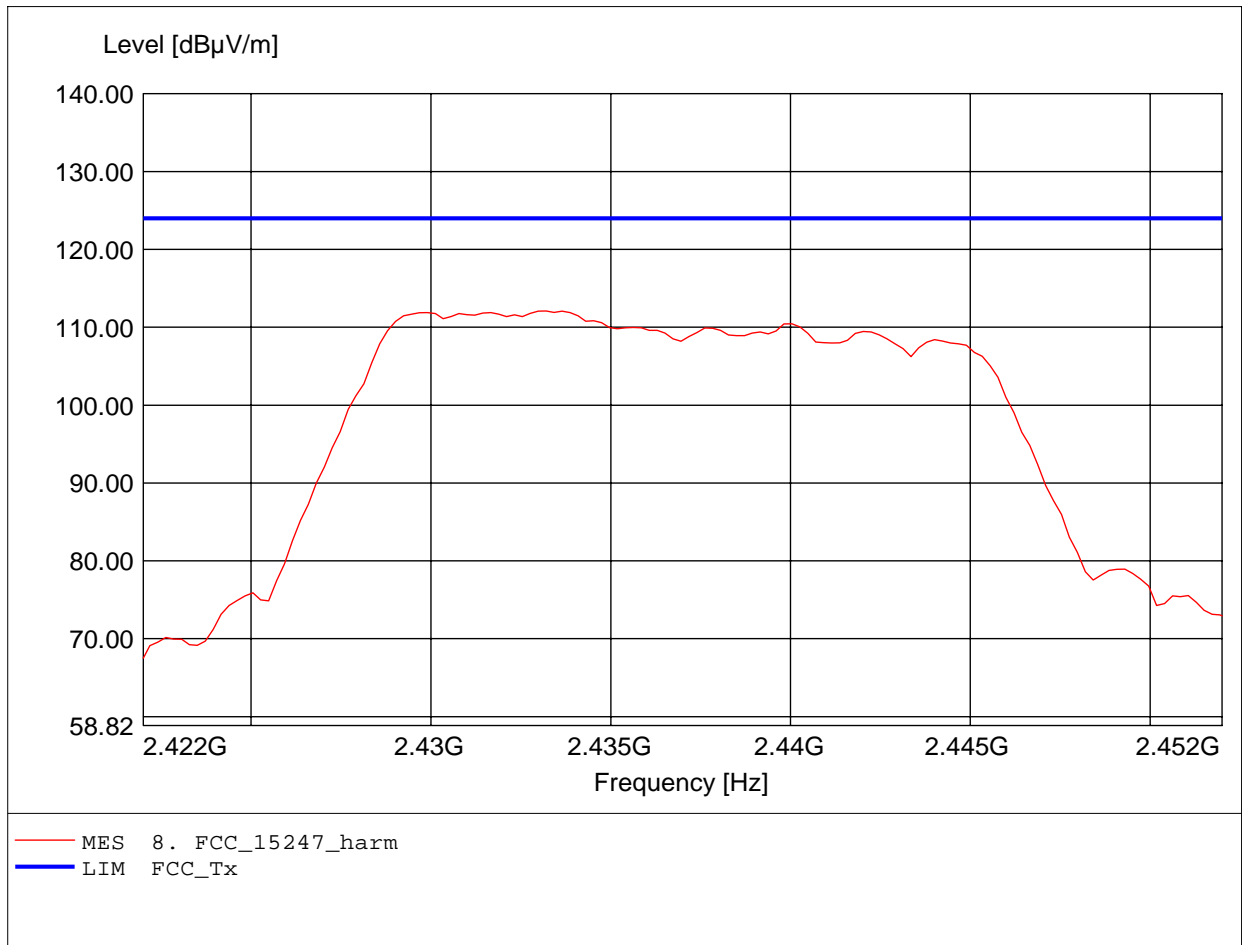
Order Number: W6M20703-7955 11G CH6  
Test Site / Operator: ETS / Danny  
Temperature: Temp.: 23.9°C  
Comment 1: according to §15.247  
Ant.: HL025  
Freq: 2.433GHz, Emax: 103.40dBμV/m, RBW: 1MHz



**Carrier power (Field Strength)**

**FCC RULES PART 15, SUBPART C / LP 0002**

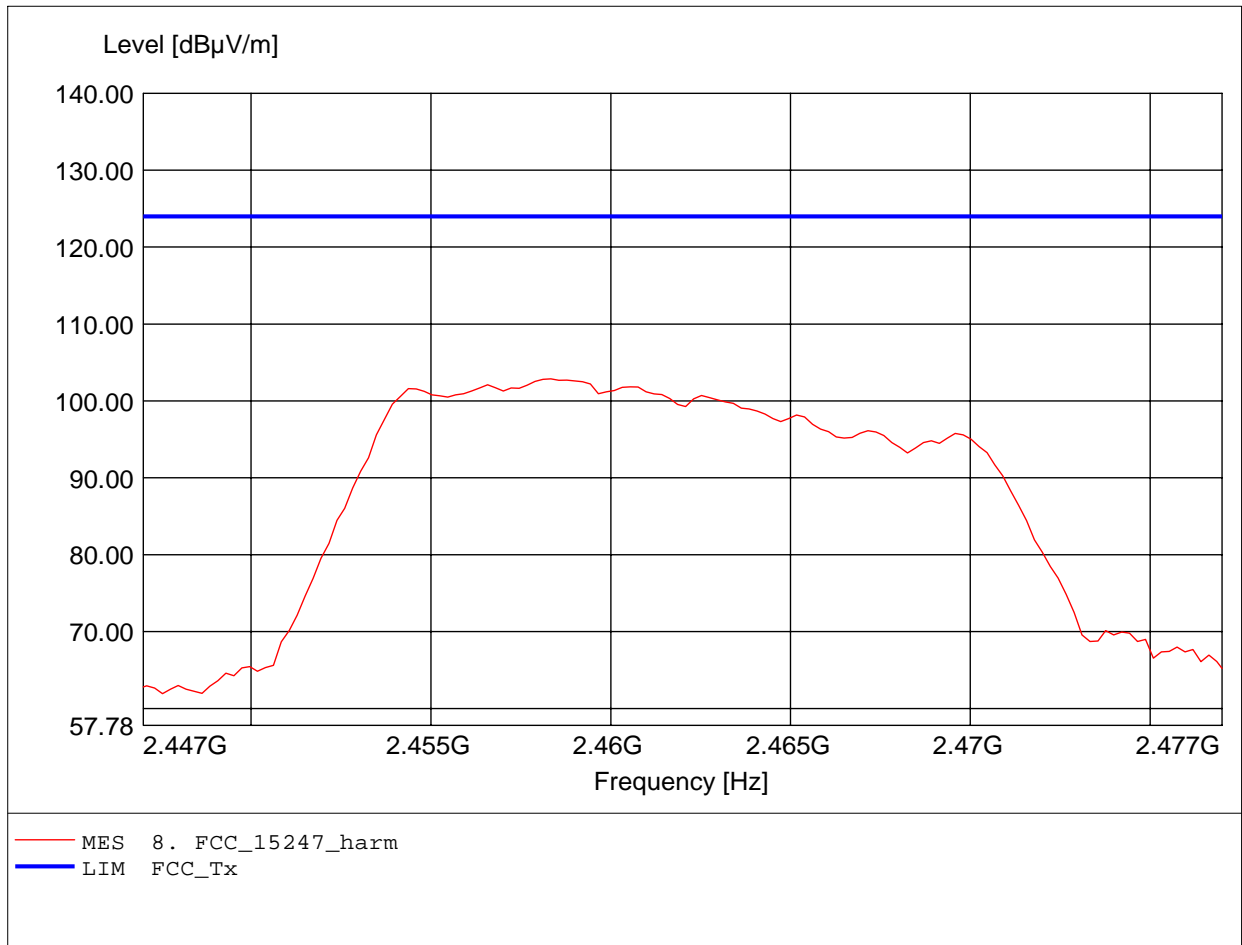
Order Number: W6M20703-7955 11G CH6  
Test Site / Operator: ETS / Danny  
Temperature: Temp.: 23.9°C  
Comment 1: according to §15.247  
Ant.: HL025  
Freq: 2.433GHz, Emax: 112.09dBμV/m, RBW: 1MHz



**Carrier power (Field Strength)**

**FCC RULES PART 15, SUBPART C / LP 0002**

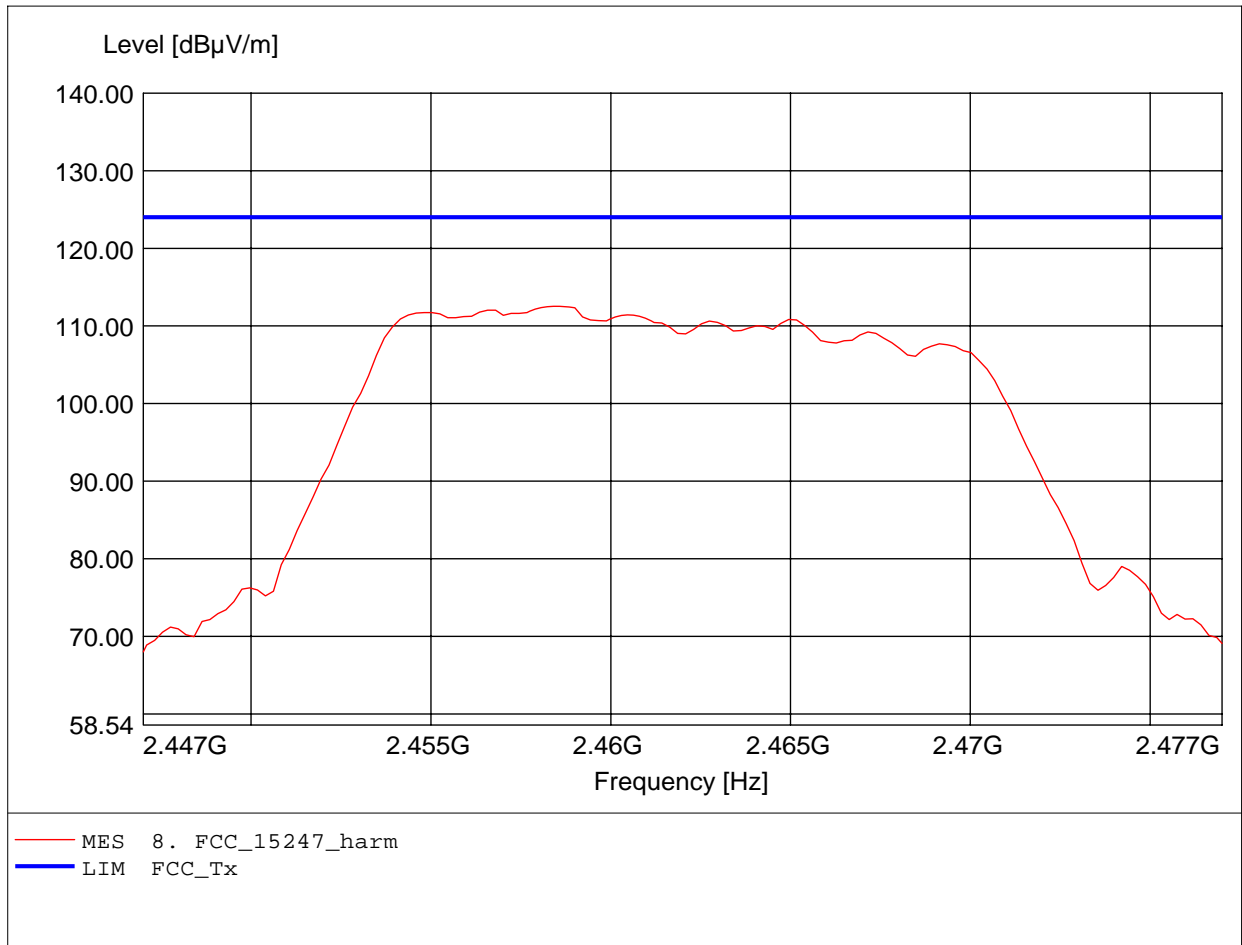
Order Number: W6M20703-7955 11G CH11  
Test Site / Operator: ETS / Danny  
Temperature: Temp.: 23.9°C  
Comment 1: according to §15.247  
Ant.: HL025  
Freq: 2.458GHz, Emax: 102.89dBμV/m, RBW: 1MHz



**Carrier power (Field Strength)**

**FCC RULES PART 15, SUBPART C / LP 0002**

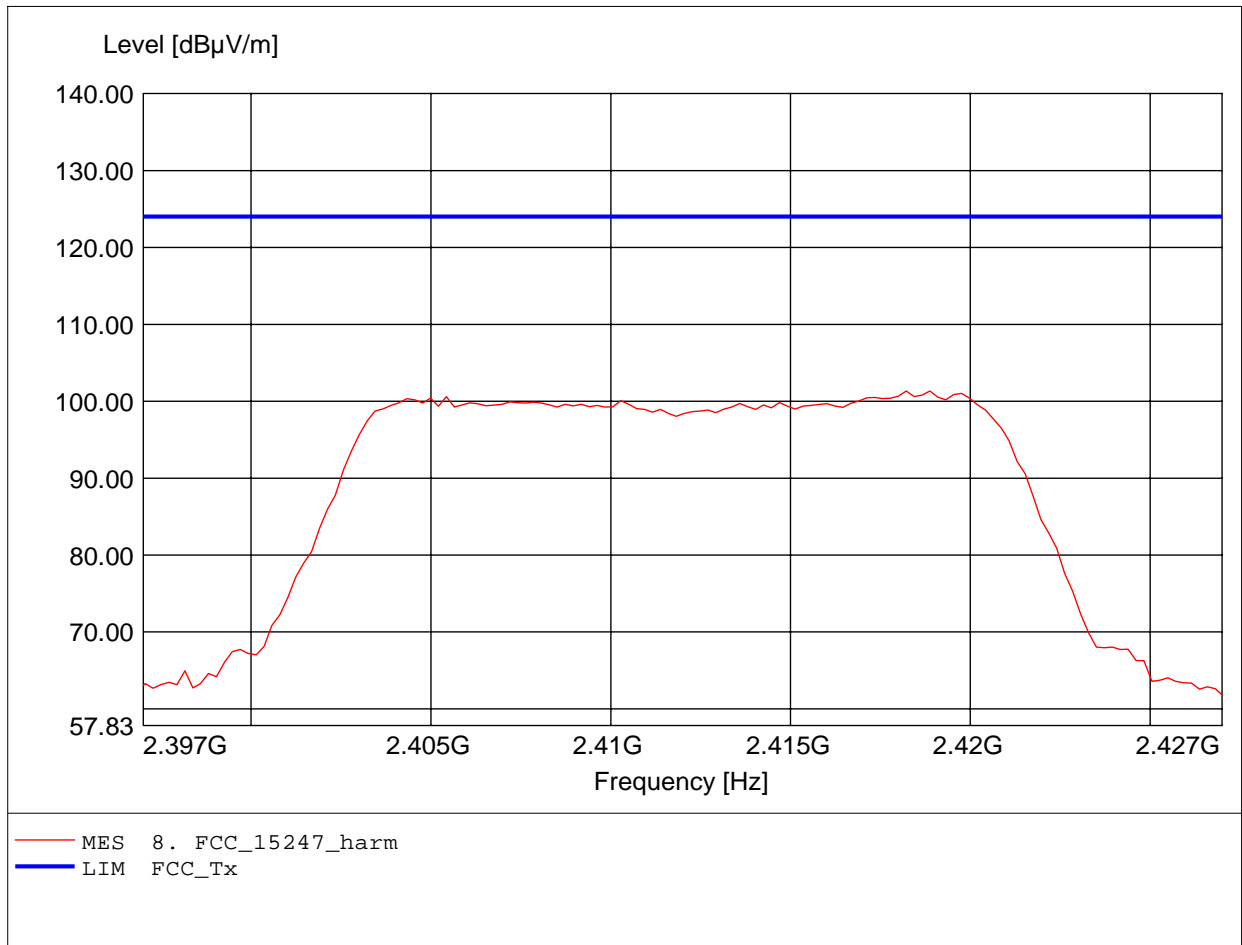
Order Number: W6M20703-7955 11G CH11  
Test Site / Operator: ETS / Danny  
Temperature: Temp.: 23.9°C  
Comment 1: according to §15.247  
Ant.: HL025  
Freq: 2.459GHz, Emax: 112.50dBμV/m, RBW: 1MHz



**Carrier power (Field Strength)**

**FCC RULES PART 15, SUBPART C / LP 0002**

Order Number: W6M20703-7955 11N BW20 CH1  
Test Site / Operator: ETS / Danny  
Temperature: Temp.: 23.9°C  
Comment 1: according to §15.247  
Ant.: HL025  
Freq: 2.419GHz, Emax: 101.34dBμV/m, RBW: 1MHz

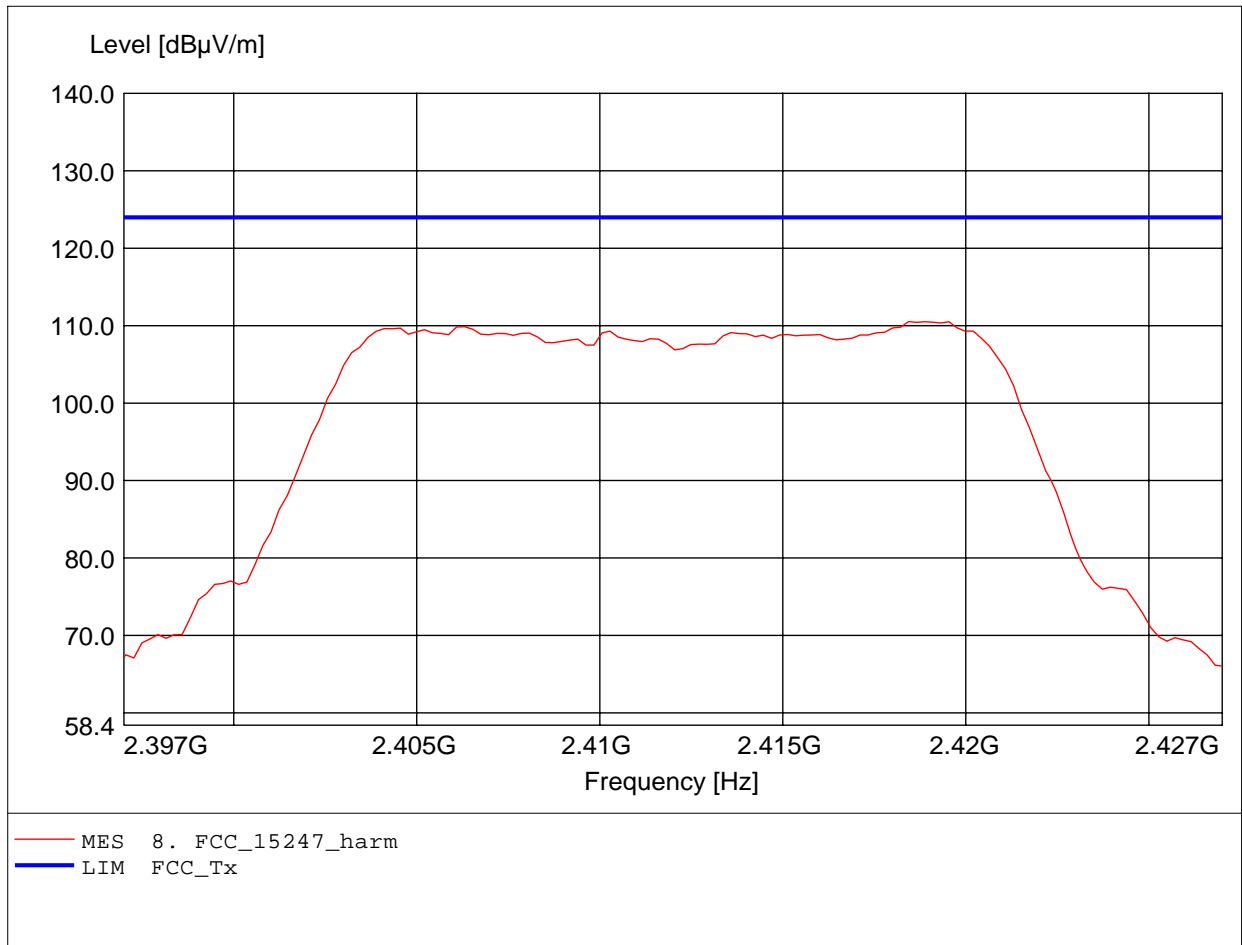




**Carrier power (Field Strength)**

**FCC RULES PART 15, SUBPART C / LP 0002**

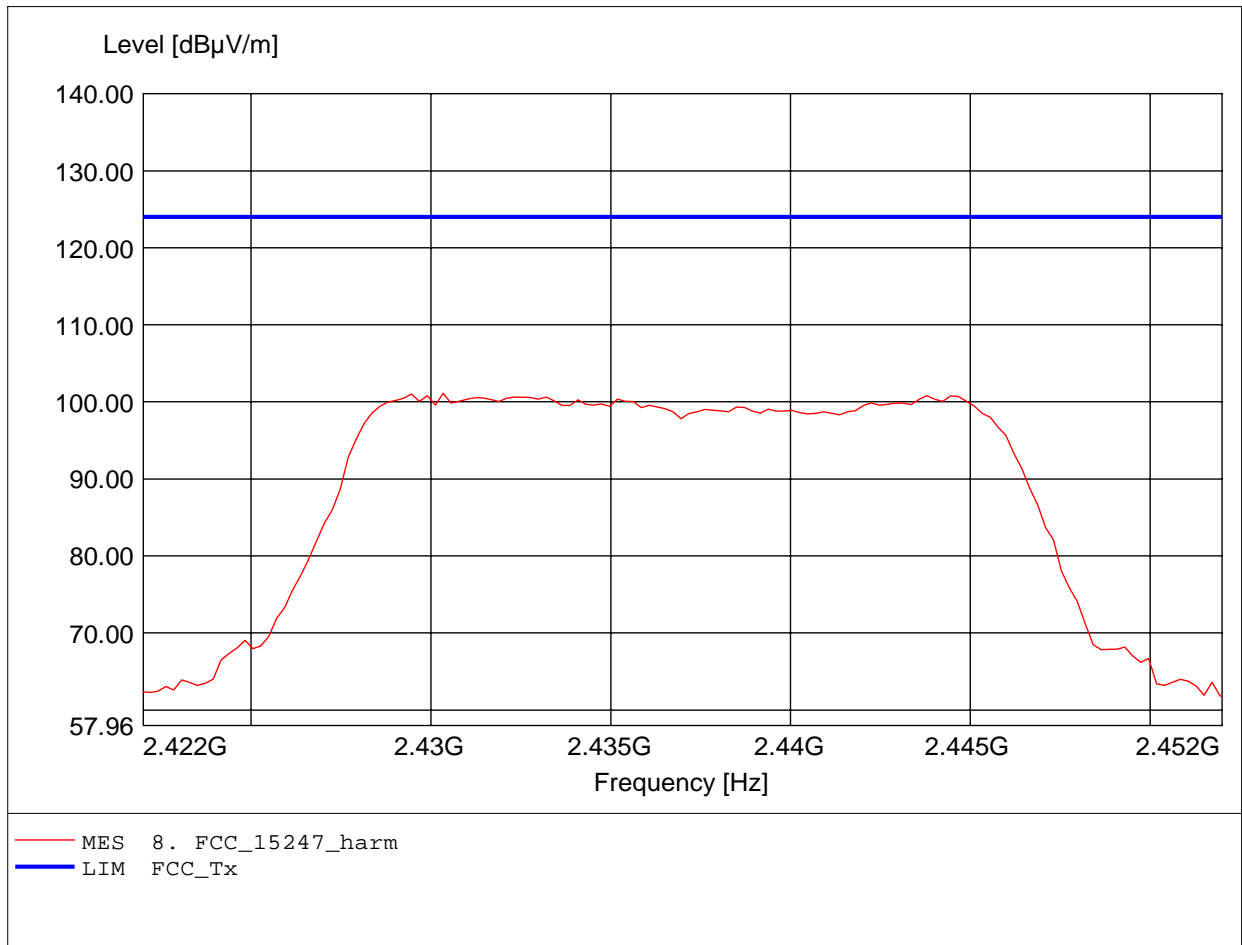
Order Number: W6M20703-7955 11N BW20 CH1  
Test Site / Operator: ETS / Danny  
Temperature: Temp.: 23.9°C  
Comment 1: according to §15.247  
Ant.: HL025  
Freq: 2.418GHz, Emax: 110.53dBμV/m, RBW: 1MHz



**Carrier power (Field Strength)**

**FCC RULES PART 15, SUBPART C / LP 0002**

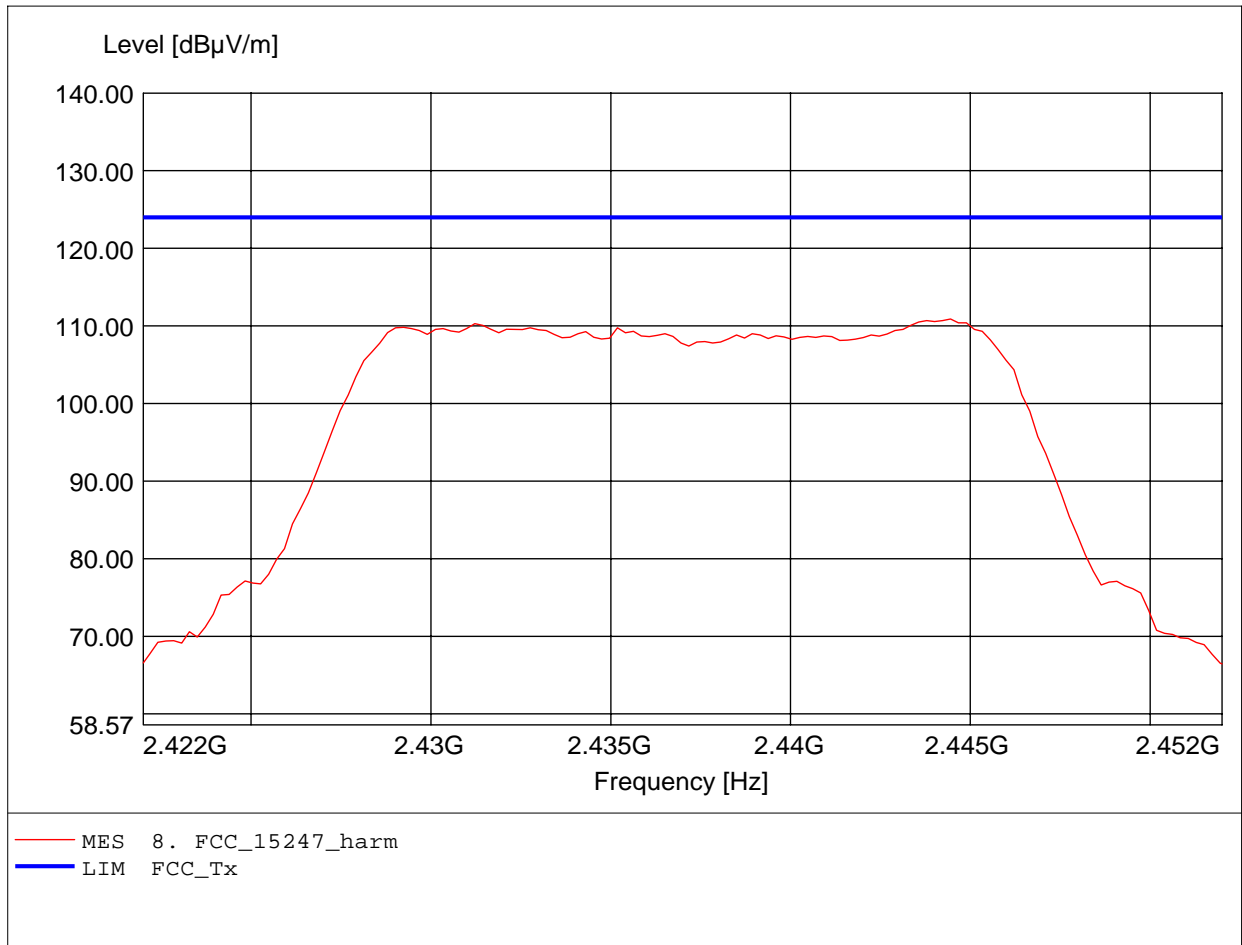
Order Number: W6M20703-7955 11N BW20 CH6  
Test Site / Operator: ETS / Danny  
Temperature: Temp.: 23.9°C  
Comment 1: according to §15.247  
Ant.: HL025  
Freq: 2.430GHz, Emax: 101.12dBµV/m, RBW: 1MHz



**Carrier power (Field Strength)**

**FCC RULES PART 15, SUBPART C / LP 0002**

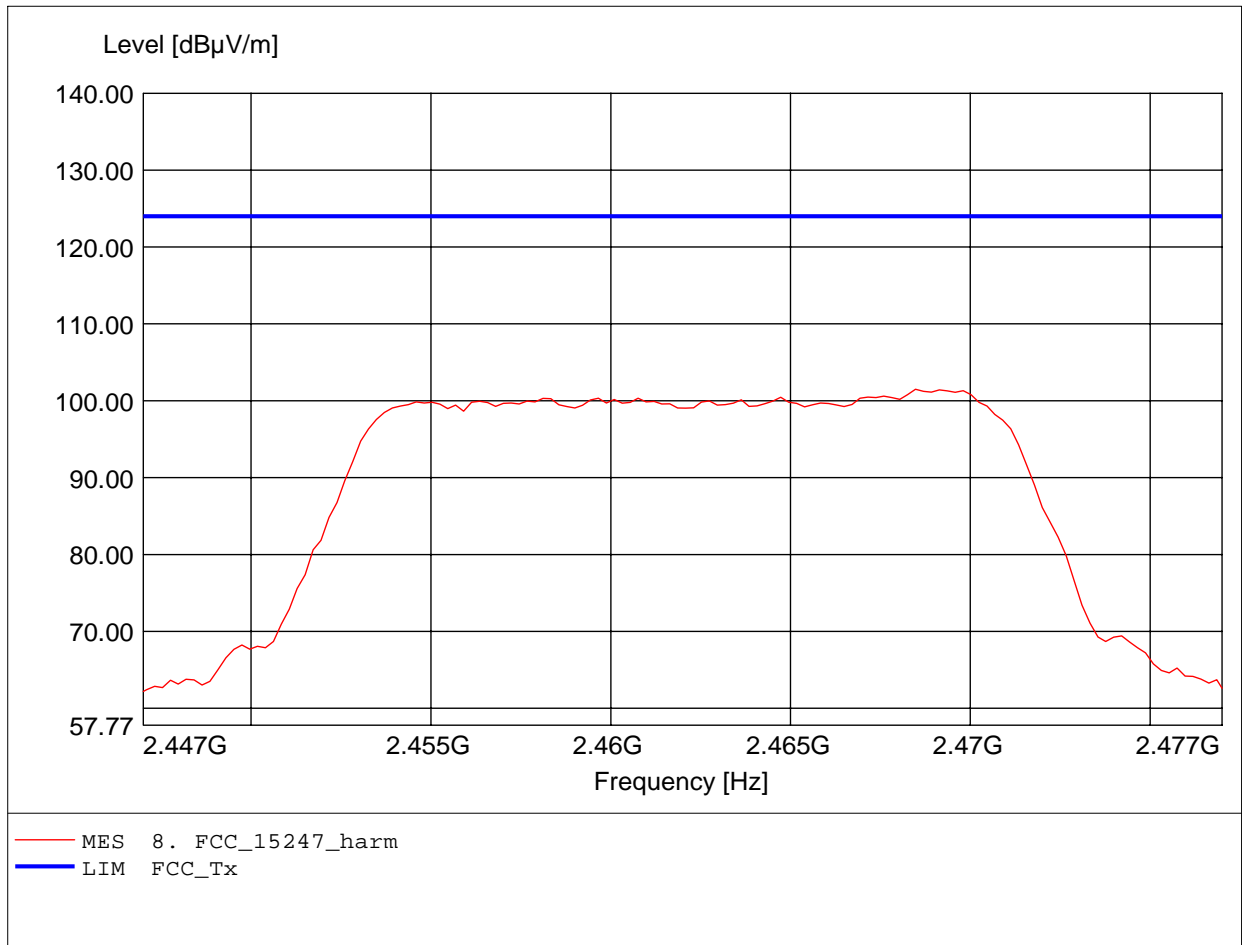
Order Number: W6M20703-7955 11N BW20 CH6  
Test Site / Operator: ETS / Danny  
Temperature: Temp.: 23.9°C  
Comment 1: according to §15.247  
Ant.: HL025  
Freq: 2.444GHz, Emax: 110.92dBμV/m, RBW: 1MHz



**Carrier power (Field Strength)**

**FCC RULES PART 15, SUBPART C / LP 0002**

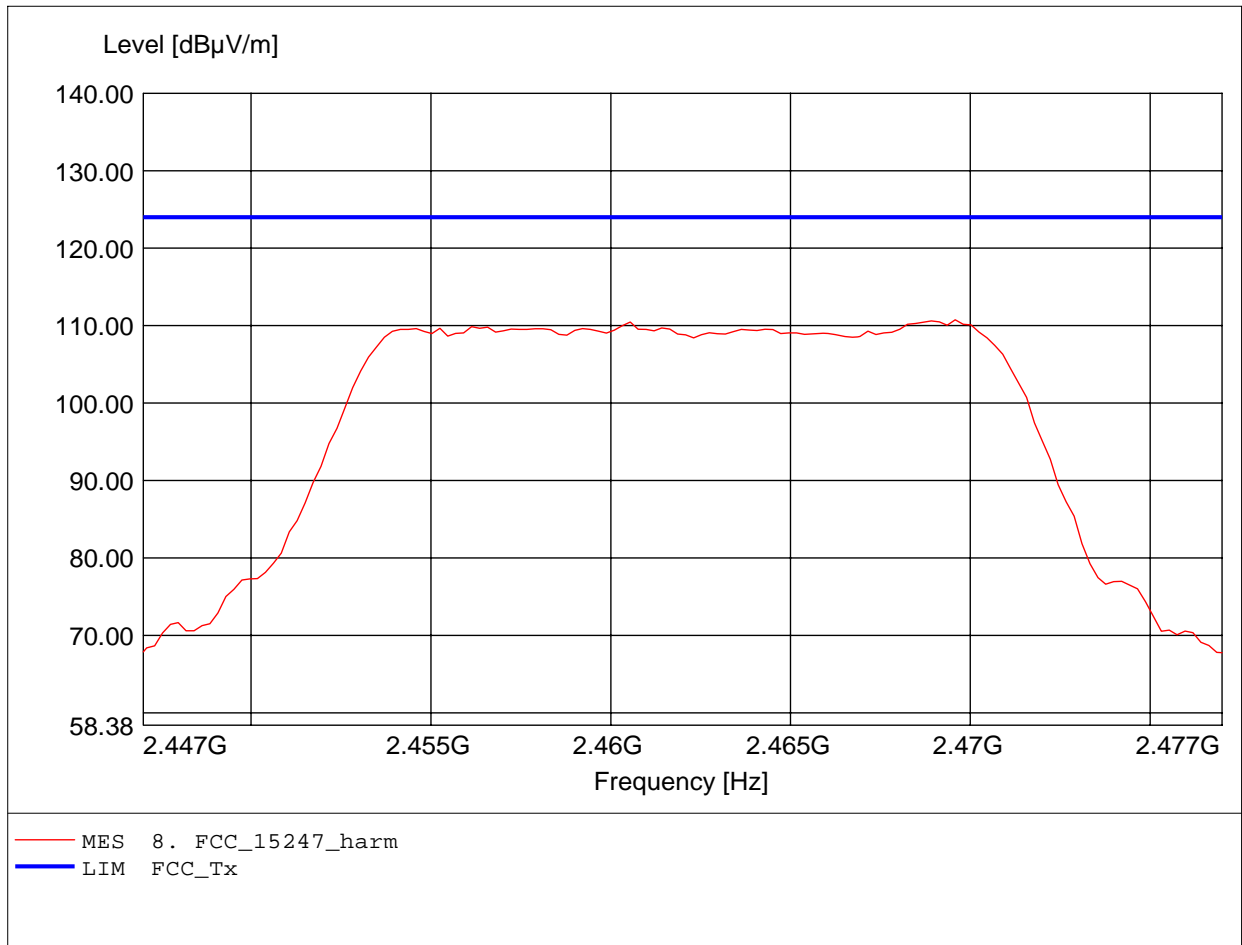
Order Number: W6M20703-7955 11N BW20 CH11  
Test Site / Operator: ETS / Danny  
Temperature: Temp.: 23.9°C  
Comment 1: according to §15.247  
Ant.: HL025  
Freq: 2.468GHz, Emax: 101.50dBμV/m, RBW: 1MHz



**Carrier power (Field Strength)**

**FCC RULES PART 15, SUBPART C / LP 0002**

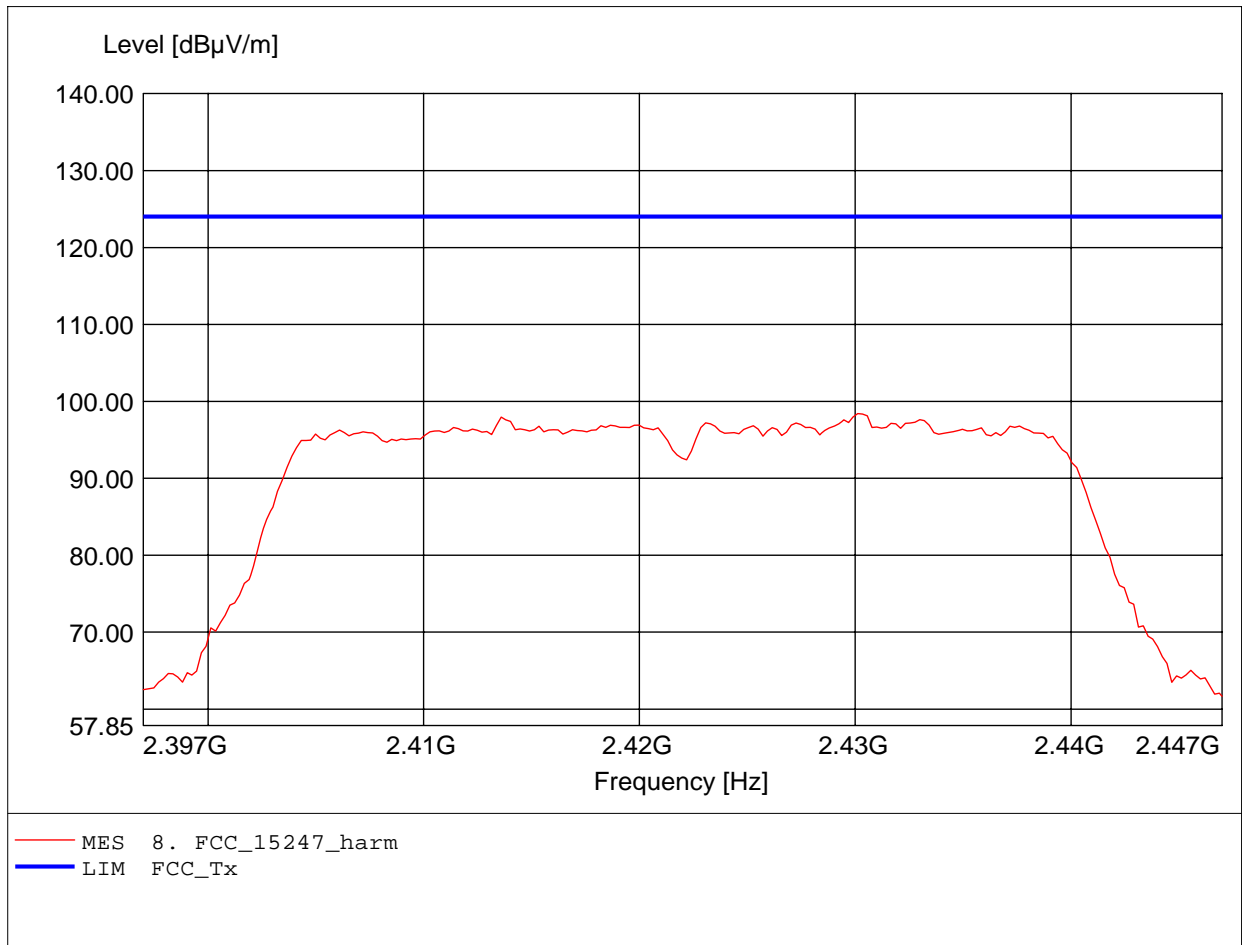
Order Number: W6M20703-7955 11N BW20 CH11  
Test Site / Operator: ETS / Danny  
Temperature: Temp.: 23.9°C  
Comment 1: according to §15.247  
Ant.: HL025  
Freq: 2.470GHz, Emax: 110.76dBμV/m, RBW: 1MHz



**Carrier power (Field Strength)**

**FCC RULES PART 15, SUBPART C / LP 0002**

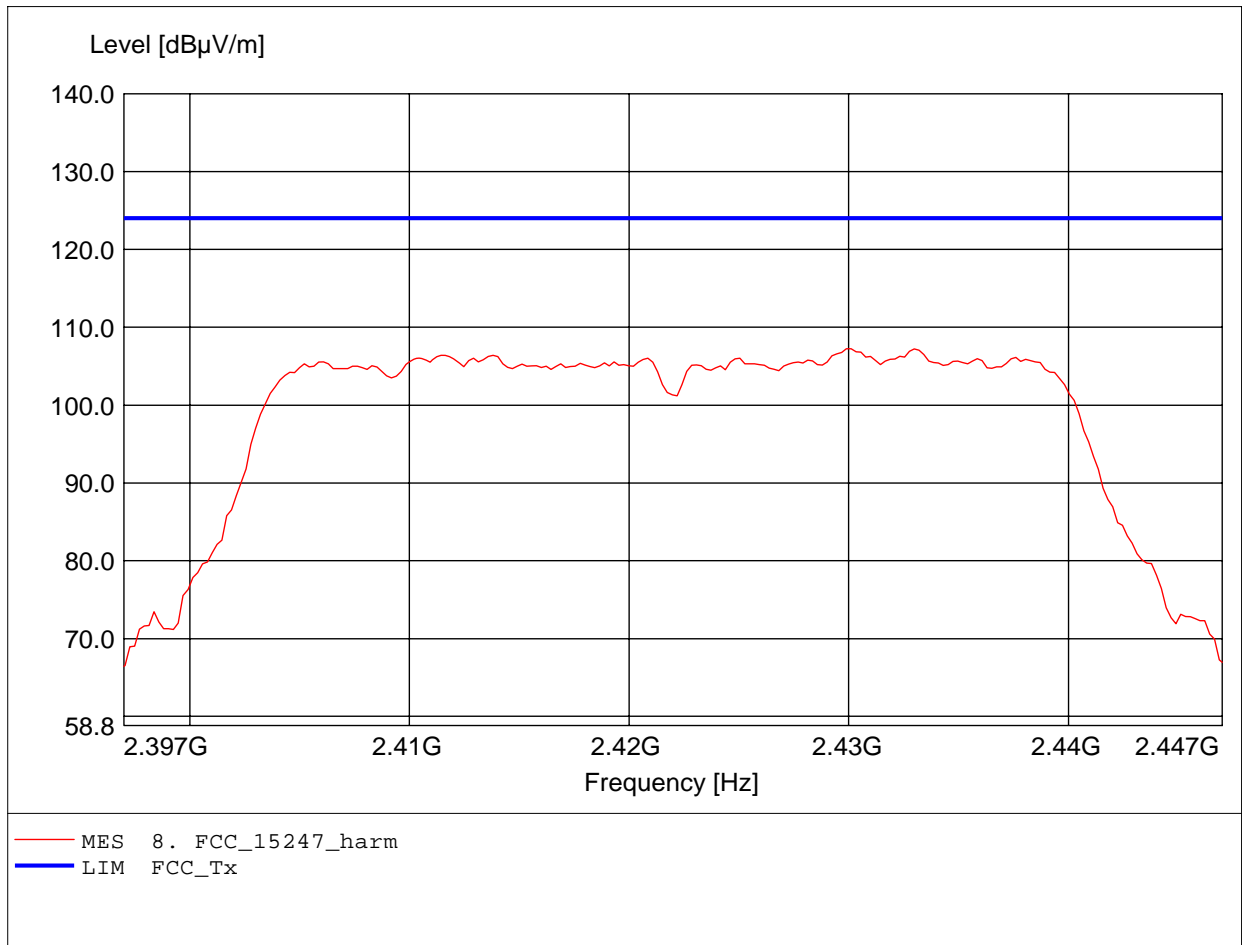
Order Number: W6M20703-7955 11N BW40 CH1  
Test Site / Operator: ETS / Danny  
Temperature: Temp.: 23.9°C  
Comment 1: according to §15.247  
Ant.: HL025  
Freq: 2.430GHz, Emax: 98.41dBµV/m, RBW: 1MHz



**Carrier power (Field Strength)**

**FCC RULES PART 15, SUBPART C / LP 0002**

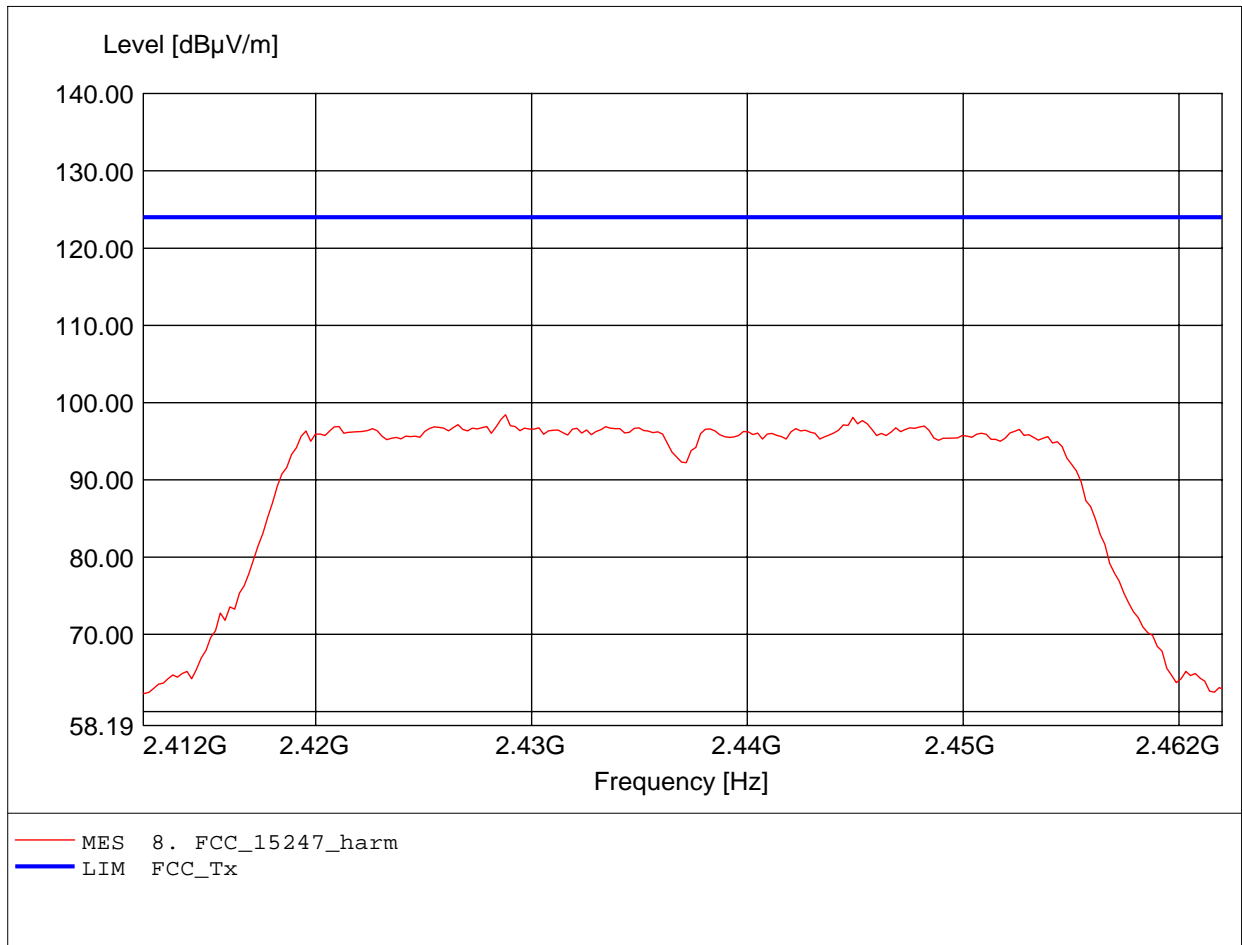
Order Number: W6M20703-7955 11N BW40 CH1  
Test Site / Operator: ETS / Danny  
Temperature: Temp.: 23.9°C  
Comment 1: according to §15.247  
Ant.: HL025  
Freq: 2.430GHz, Emax: 107.22dBμV/m, RBW: 1MHz



**Carrier power (Field Strength)**

**FCC RULES PART 15, SUBPART C / LP 0002**

Order Number: W6M20703-7955 11N BW40 CH4  
Test Site / Operator: ETS / Danny  
Temperature: Temp.: 23.9°C  
Comment 1: according to §15.247  
Ant.: HL025  
Freq: 2.429GHz, Emax: 98.45dBµV/m, RBW: 1MHz

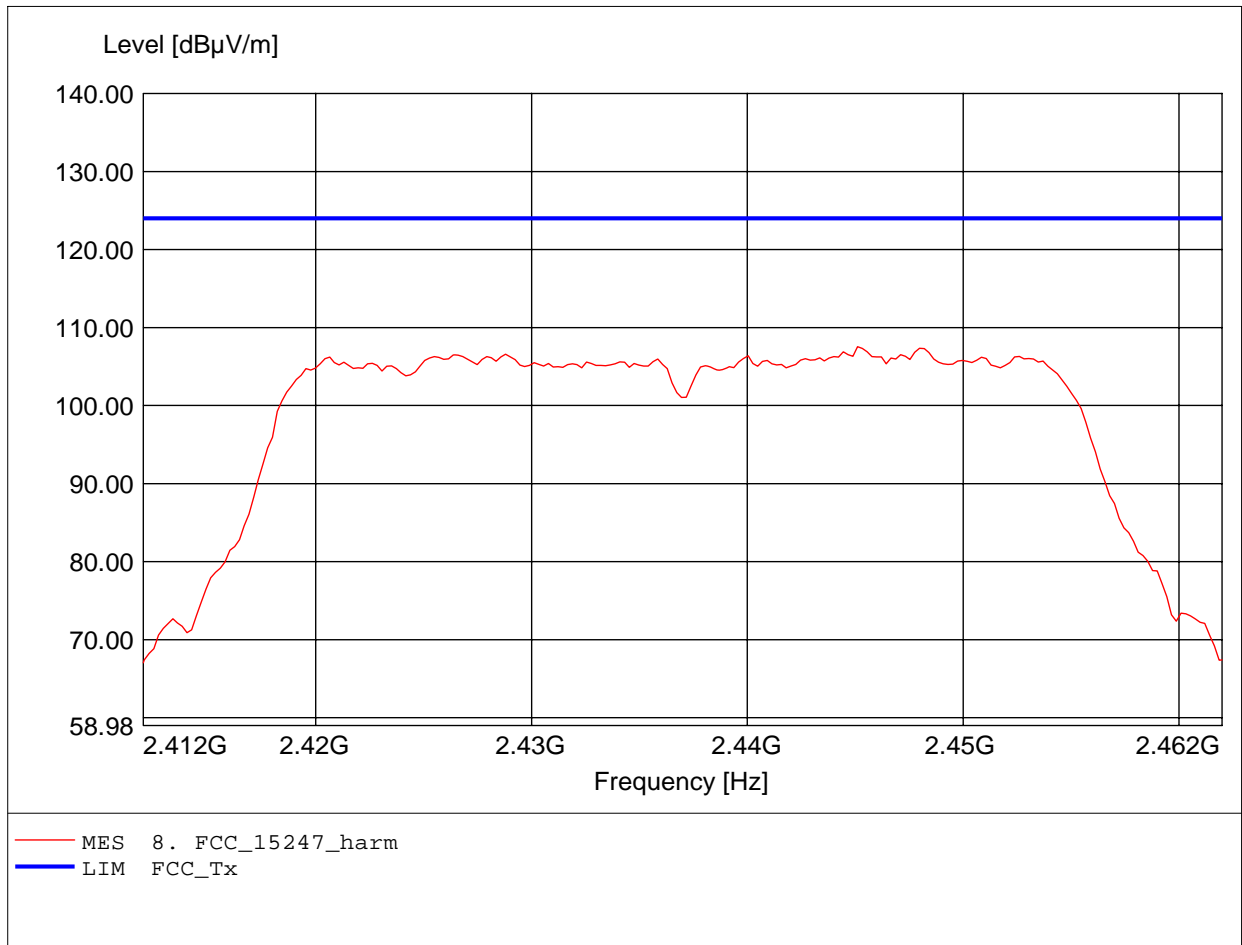




**Carrier power (Field Strength)**

**FCC RULES PART 15, SUBPART C / LP 0002**

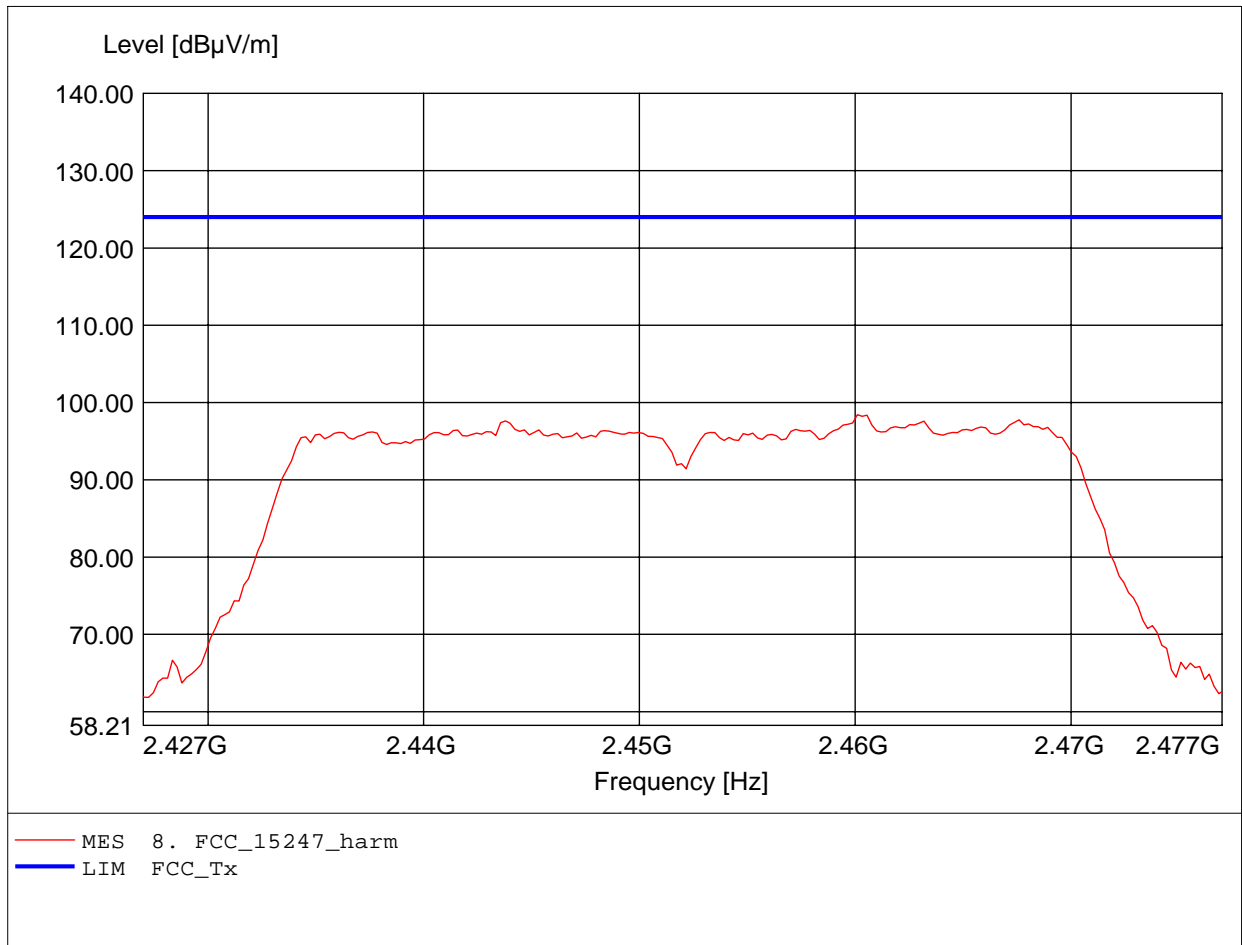
Order Number: W6M20703-7955 11N BW40 CH4  
Test Site / Operator: ETS / Danny  
Temperature: Temp.: 23.9°C  
Comment 1: according to §15.247  
Ant.: HL025  
Freq: 2.445GHz, Emax: 107.58dBμV/m, RBW: 1MHz



**Carrier power (Field Strength)**

**FCC RULES PART 15, SUBPART C / LP 0002**

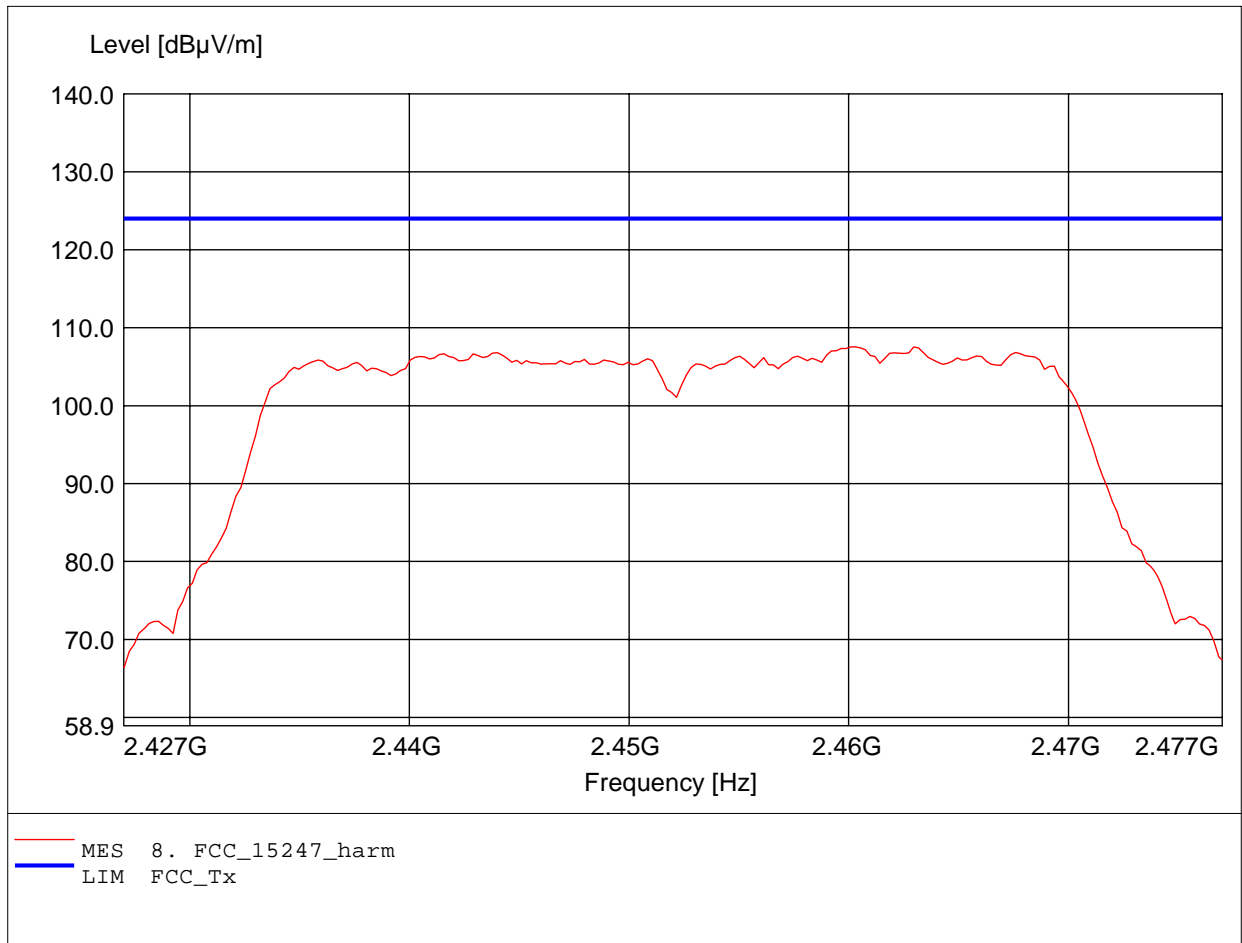
Order Number: W6M20703-7955 11N BW40 CH7  
Test Site / Operator: ETS / Danny  
Temperature: Temp.: 23.9°C  
Comment 1: according to §15.247  
Ant.: HL025  
Freq: 2.460GHz, Emax: 98.45dBµV/m, RBW: 1MHz



**Carrier power (Field Strength)**

**FCC RULES PART 15, SUBPART C / LP 0002**

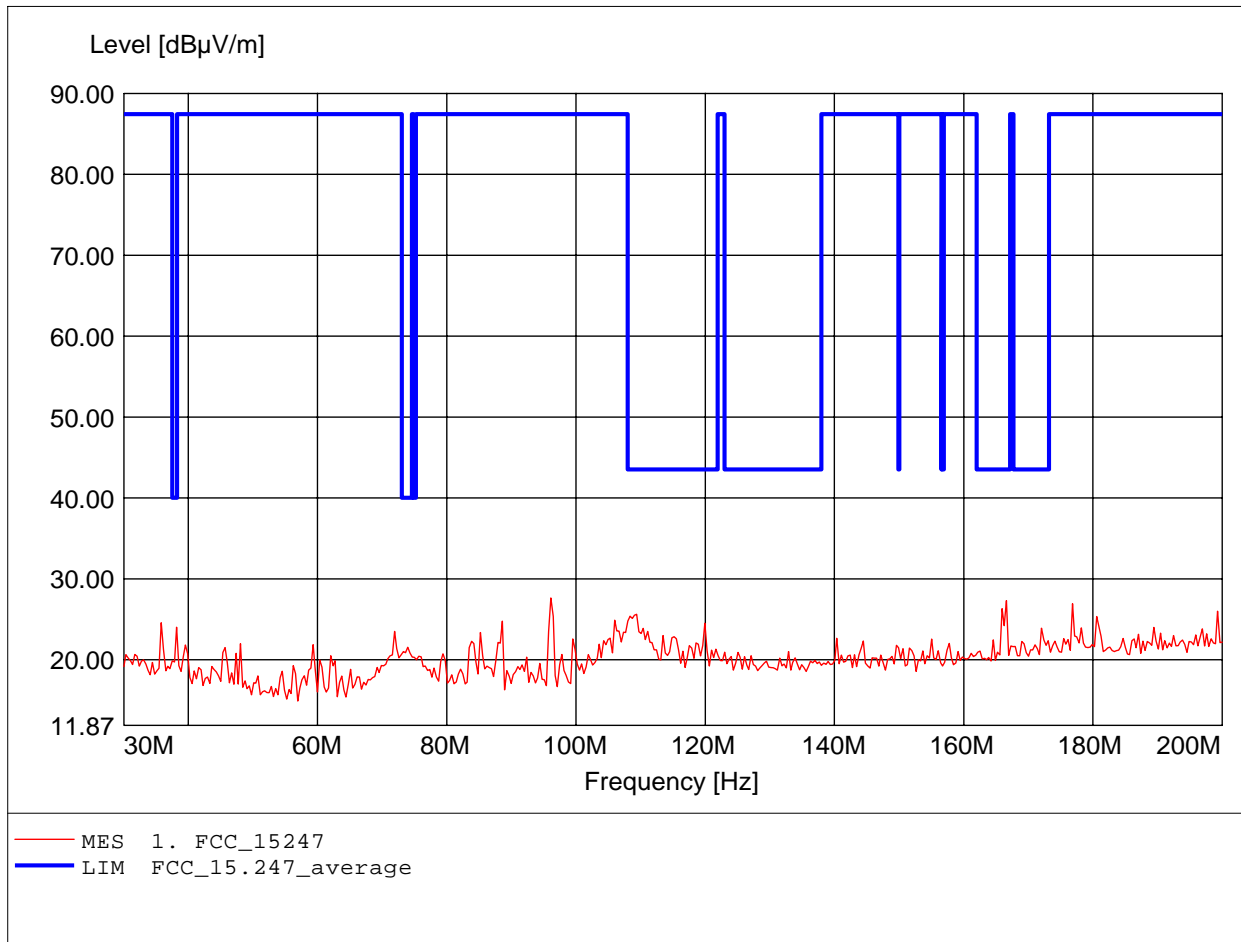
Order Number: W6M20703-7955 11N BW40 CH7  
Test Site / Operator: ETS / Danny  
Temperature: Temp.: 23.9°C  
Comment 1: according to §15.247  
Ant.: HL025  
Freq: 2.463GHz, Emax: 107.54dBµV/m, RBW: 1MHz



# Spurious emissions Field Strength

FCC RULES PART 15, SUBPART C / LP 0002

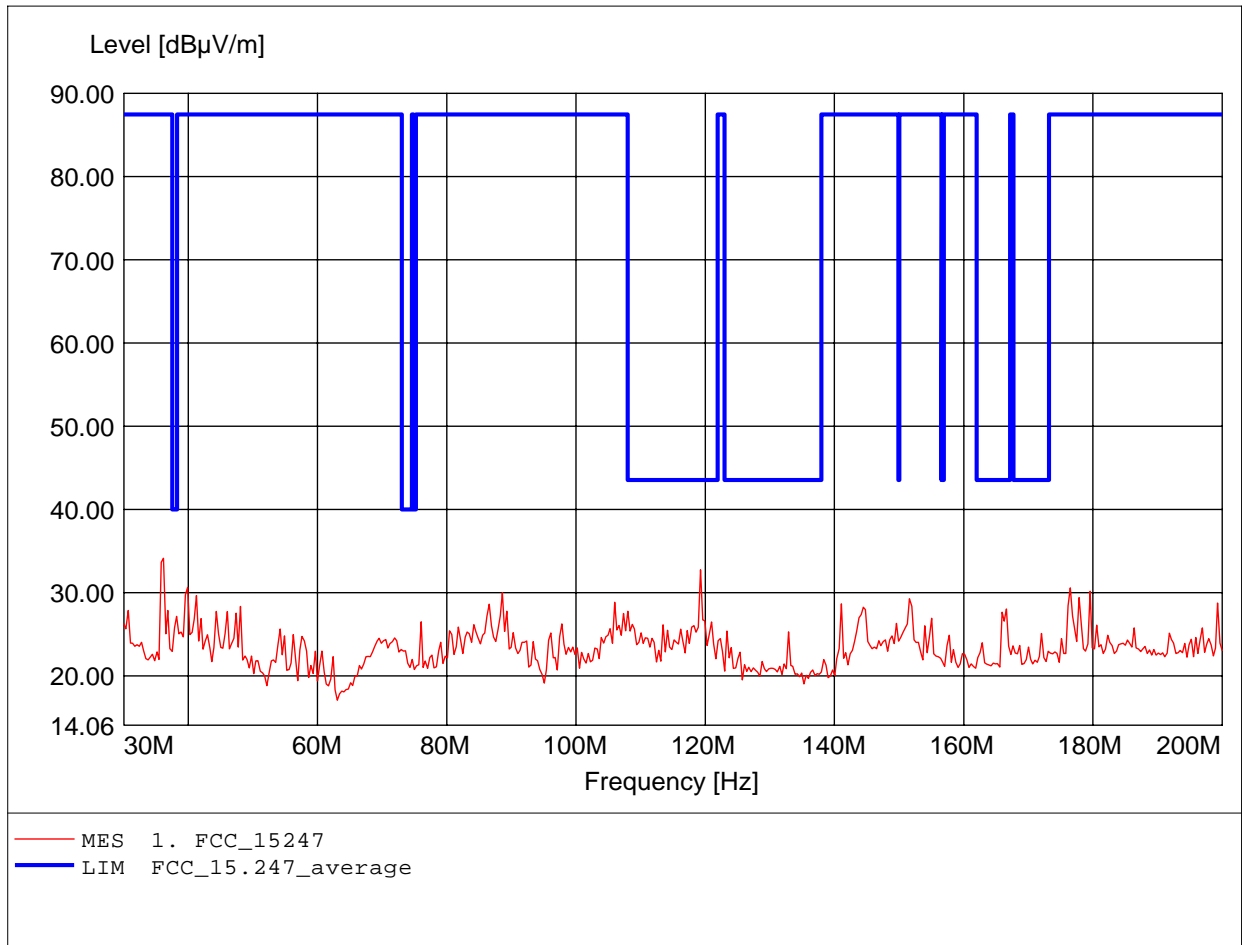
Order Number: W6M20703-7955 802.11b ch1  
Test Site / Operator: ETS / Derek  
Temperature: Temp.: 23.9°C  
Comment 1: according to §15.247  
Ant.: HK 116  
Freq: 96.092MHz, Emax: 27.64dBμV/m, RBW: 100kHz



# Spurious emissions Field Strength

FCC RULES PART 15, SUBPART C / LP 0002

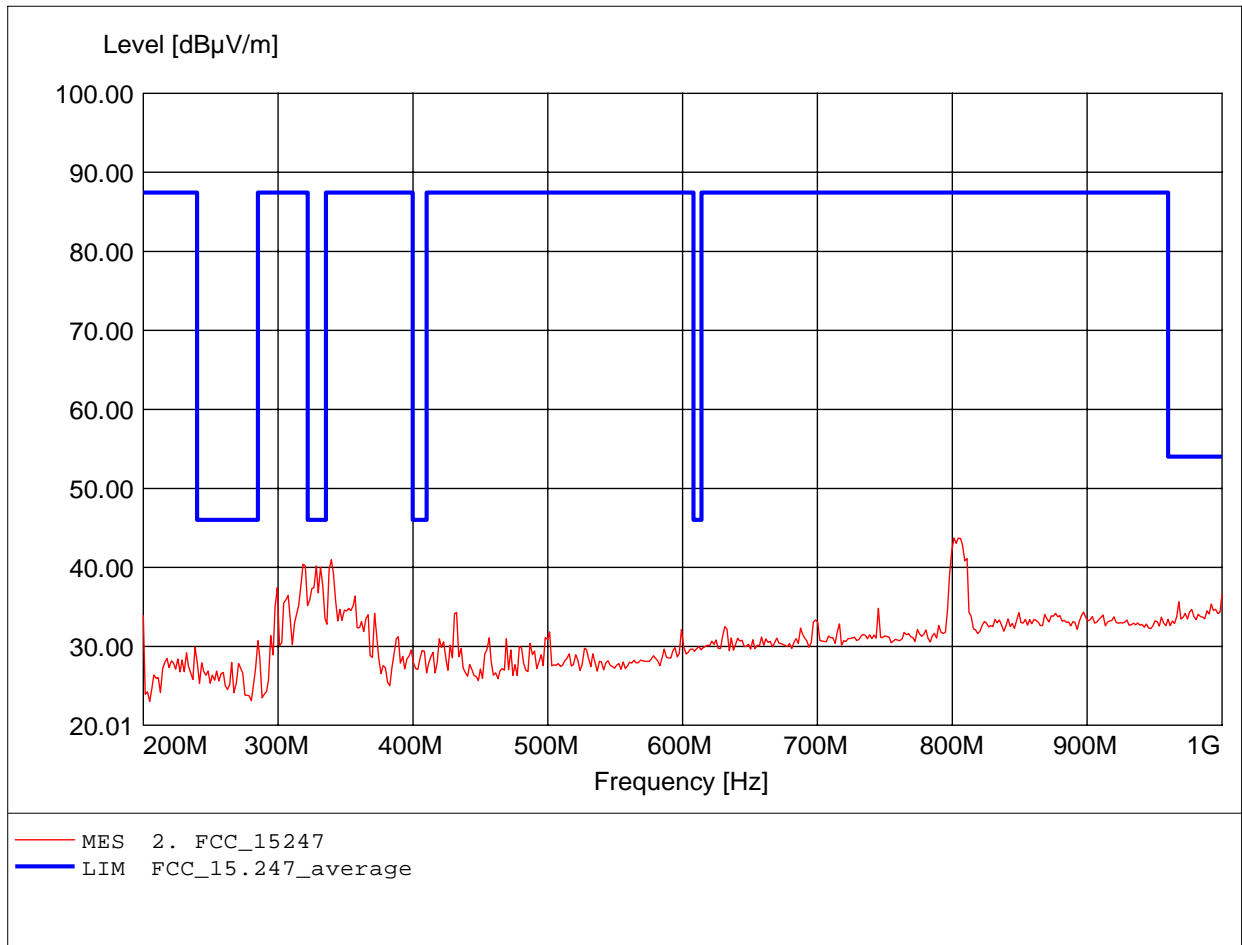
Order Number: W6M20703-7955 802.11b ch1  
Test Site / Operator: ETS / Derek  
Temperature: Temp.: 23.9°C  
Comment 1: according to §15.247  
Ant.: HK 116  
Freq: 36.132MHz, Emax: 34.14dBμV/m, RBW: 100kHz



# Spurious emissions Field Strength

FCC RULES PART 15, SUBPART C / LP 0002

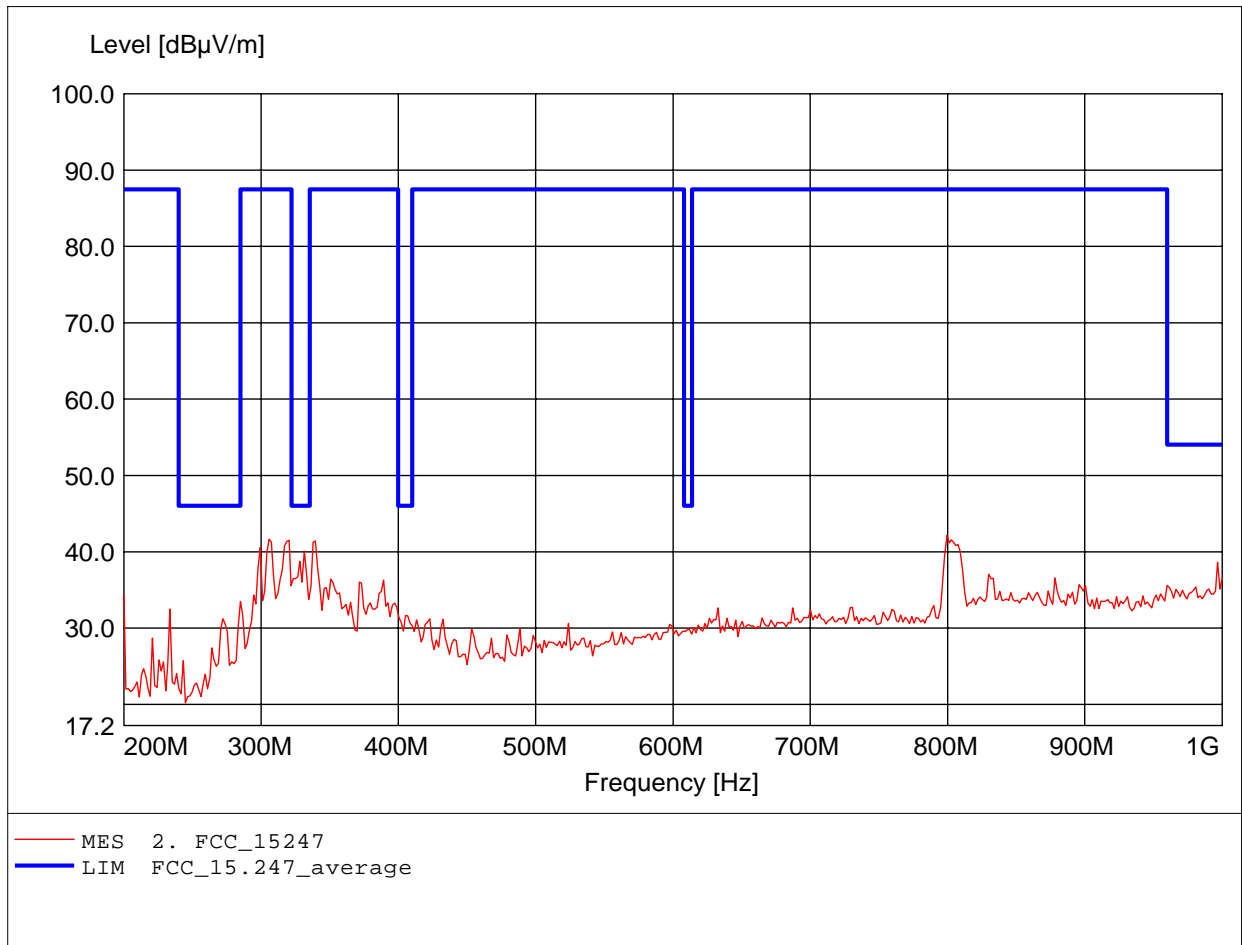
Order Number: W6M20703-7955 802.11b ch1  
Test Site / Operator: ETS / Derek  
Temperature: Temp.: 23.9°C  
Comment 1: according to §15.247  
Ant.: HL 223,  
Freq: 801.202MHz, Emax: 43.74dBμV/m, RBW: 100kHz



# Spurious emissions Field Strength

FCC RULES PART 15, SUBPART C / LP 0002

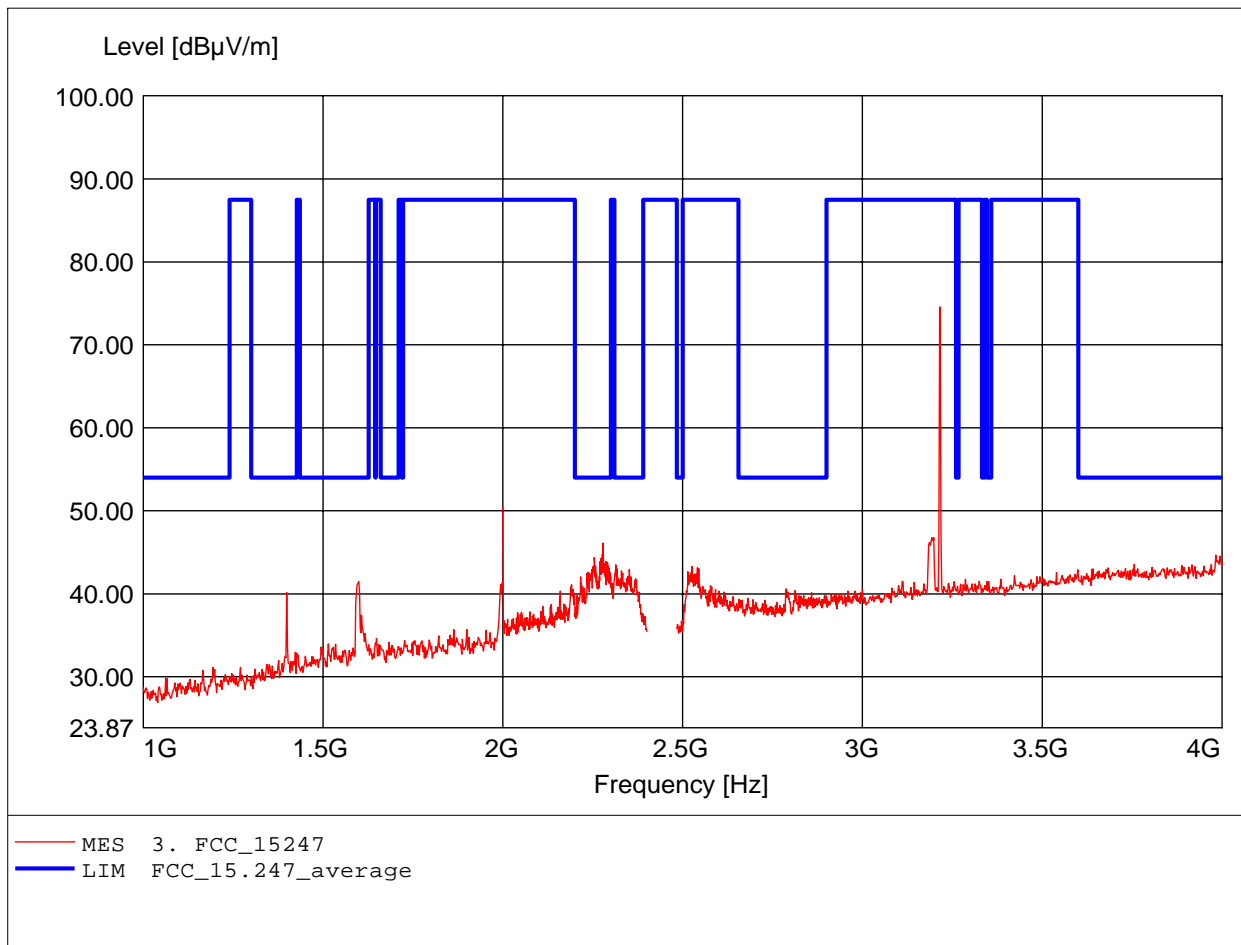
Order Number: W6M20703-7955 802.11b ch1  
Test Site / Operator: ETS / Derek  
Temperature: Temp.: 23.9°C  
Comment 1: according to §15.247  
Ant.: HL 223,  
Freq: 799.599MHz, Emax: 42.14dBµV/m, RBW: 100kHz



# Spurious emissions Field Strength

FCC RULES PART 15, SUBPART C / LP 0002

Order Number: W6M20703-7955 802.11b ch1  
Test Site / Operator: ETS / Derek  
Temperature: Temp.: 23.9°C  
Comment 1: according to §15.247 / LP 0002, peak detector  
Ant.: HL025, amplif.  
Freq: 3.216GHz, Emax: 74.58dBμV/m, RBW: 1MHz

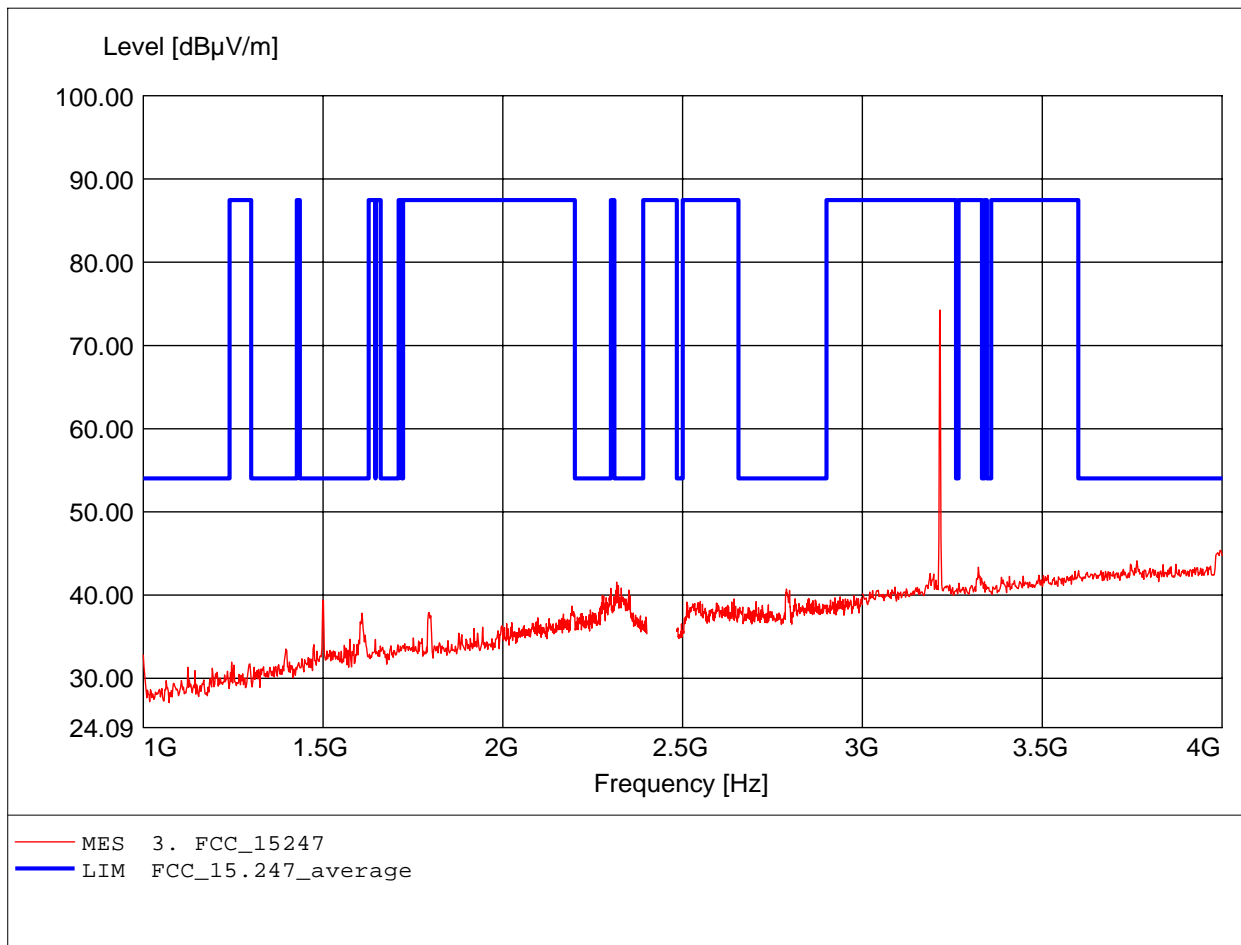




# Spurious emissions Field Strength

FCC RULES PART 15, SUBPART C / LP 0002

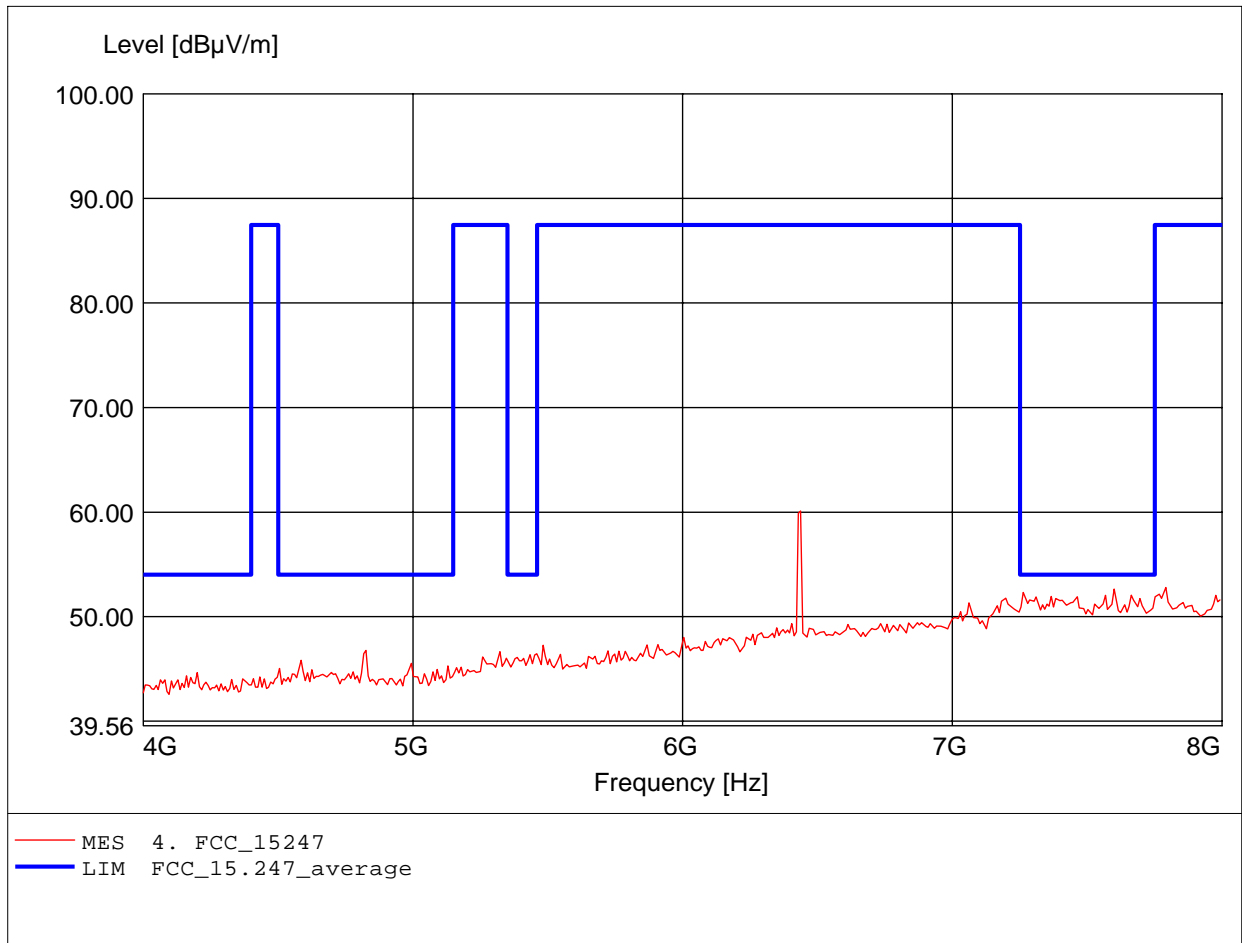
Order Number: W6M20703-7955 802.11b ch1  
Test Site / Operator: ETS / Derek  
Temperature: Temp.: 23.9°C  
Comment 1: according to §15.247 / LP 0002, peak detector  
Ant.: HL025, amplif.  
Freq: 3.216GHz, Emax: 74.22dBµV/m, RBW: 1MHz



# Spurious emissions Field Strength

FCC RULES PART 15, SUBPART C / LP 0002

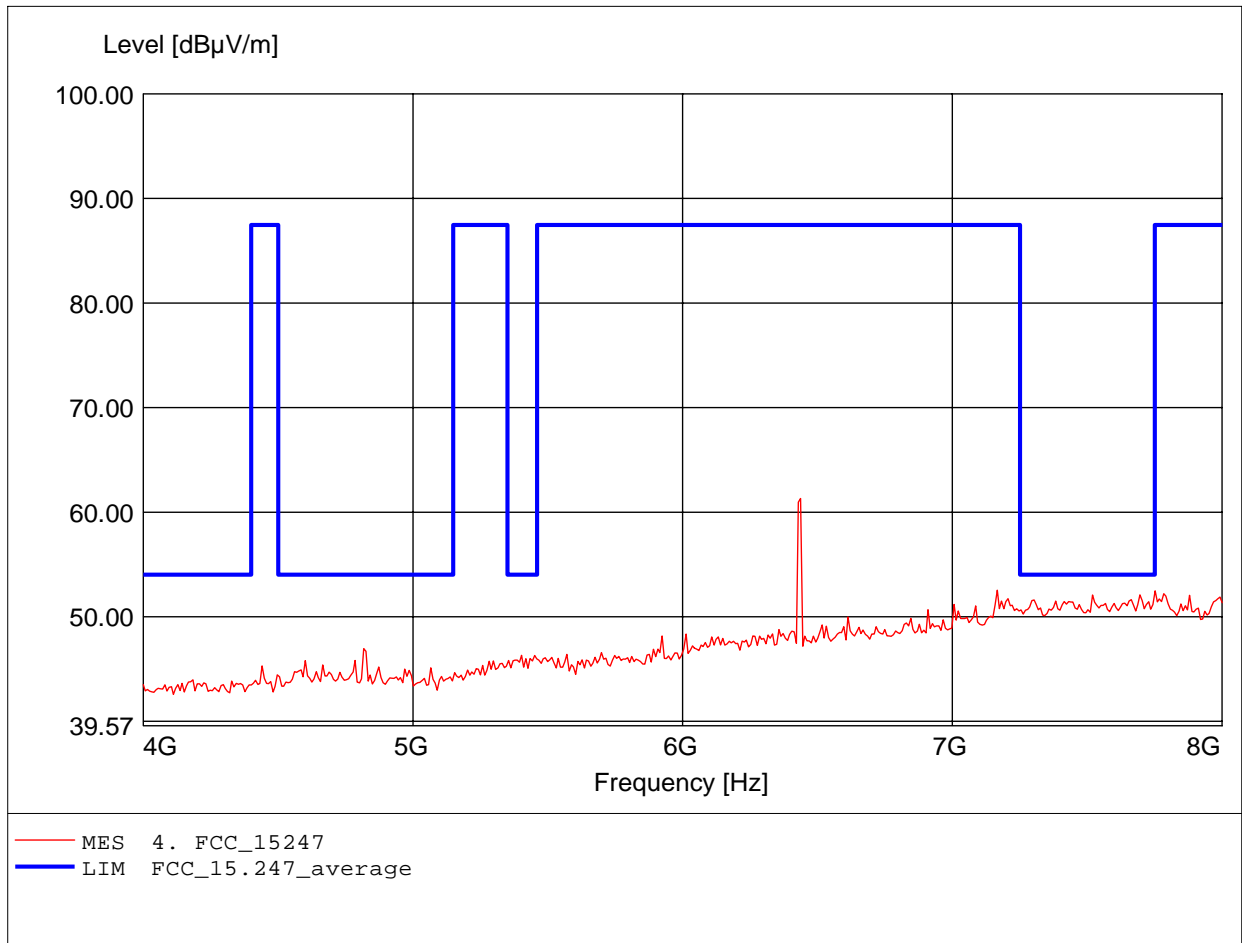
Order Number: W6M20703-7955 802.11b ch1  
Test Site / Operator: ETS / Derek  
Temperature: Temp.: 23.9°C  
Comment 1: according to §15.247, peak detector  
Ant.: HL025, ampl.+HP.  
Freq: 6.437GHz, Emax: 60.11dBµV/m, RBW: 1MHz



# Spurious emissions Field Strength

FCC RULES PART 15, SUBPART C / LP 0002

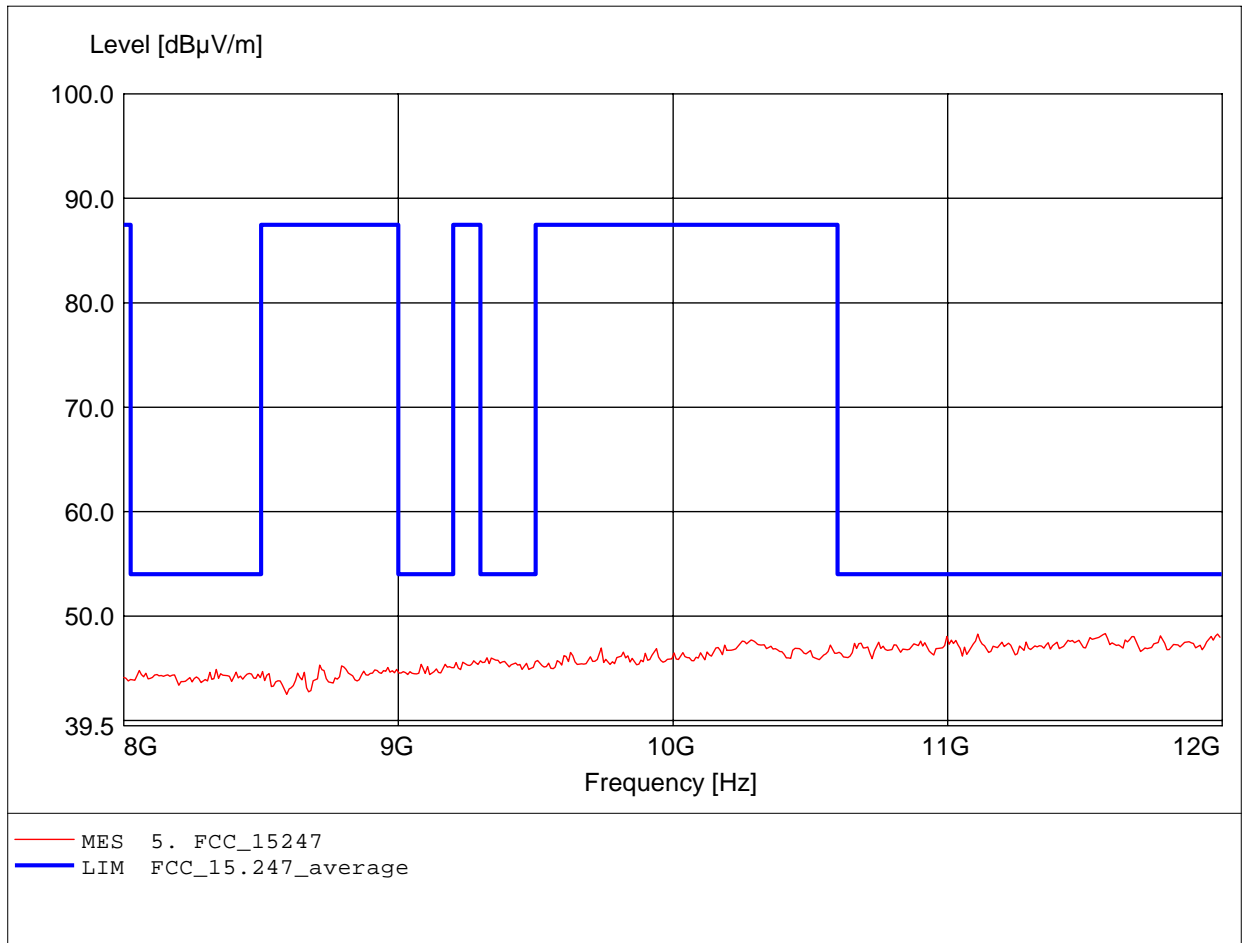
Order Number: W6M20703-7955 802.11b ch1  
Test Site / Operator: ETS / Derek  
Temperature: Temp.: 23.9°C  
Comment 1: according to §15.247, peak detector  
Ant.: HL025, ampl.+HP.  
Freq: 6.437GHz, Emax: 61.31dBμV/m, RBW: 1MHz



# Spurious emissions Field Strength

FCC RULES PART 15, SUBPART C / LP 0002

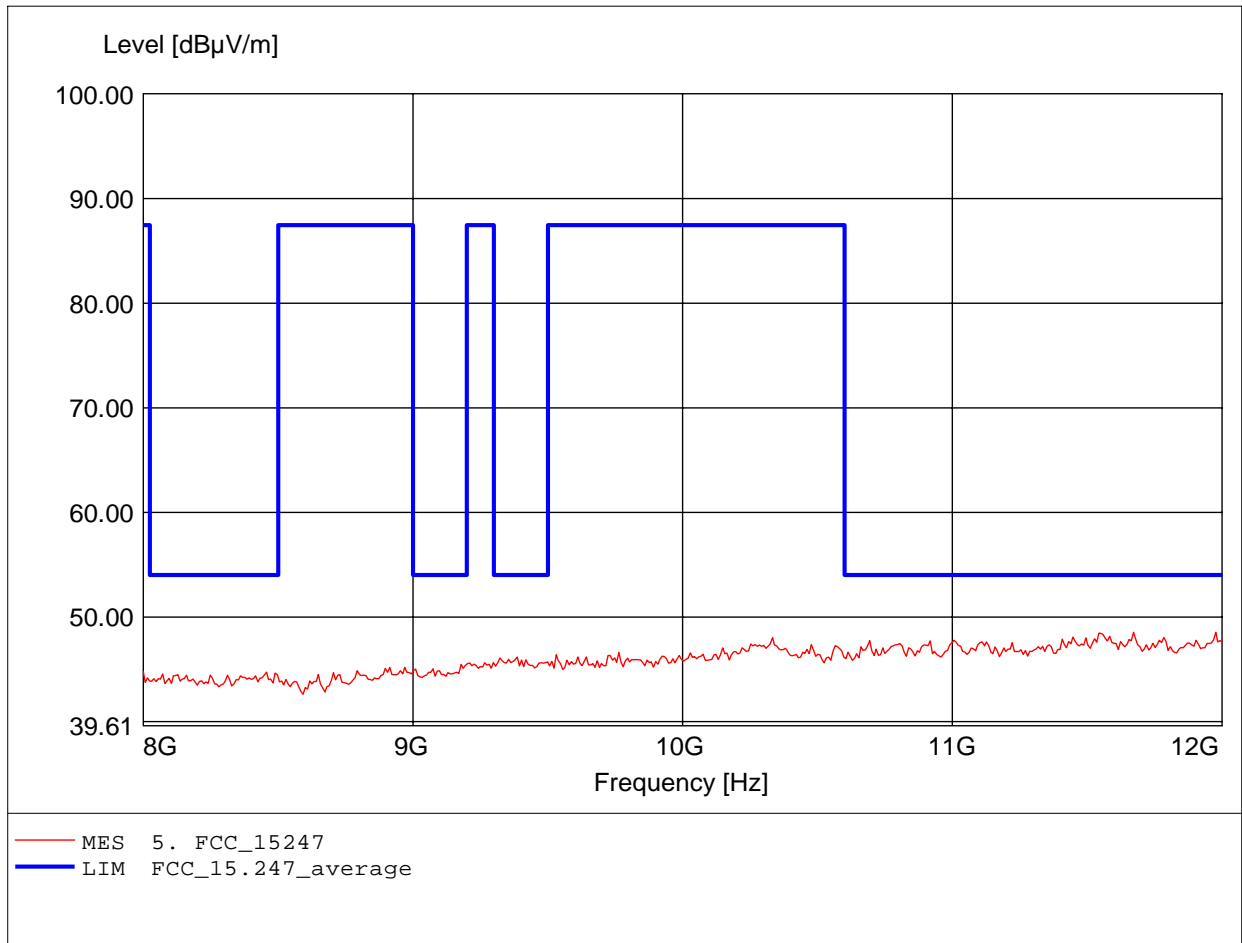
Order Number: W6M20703-7955 802.11b ch1  
Test Site / Operator: ETS / Derek  
Temperature: Temp.: 23.9°C  
Comment 1: according to §15.247, peak detector  
Ant.: HL025, ampl.+HP.  
Freq: 11.575GHz, Emax: 48.34dBμV/m, RBW: 1MHz



# Spurious emissions Field Strength

FCC RULES PART 15, SUBPART C / LP 0002

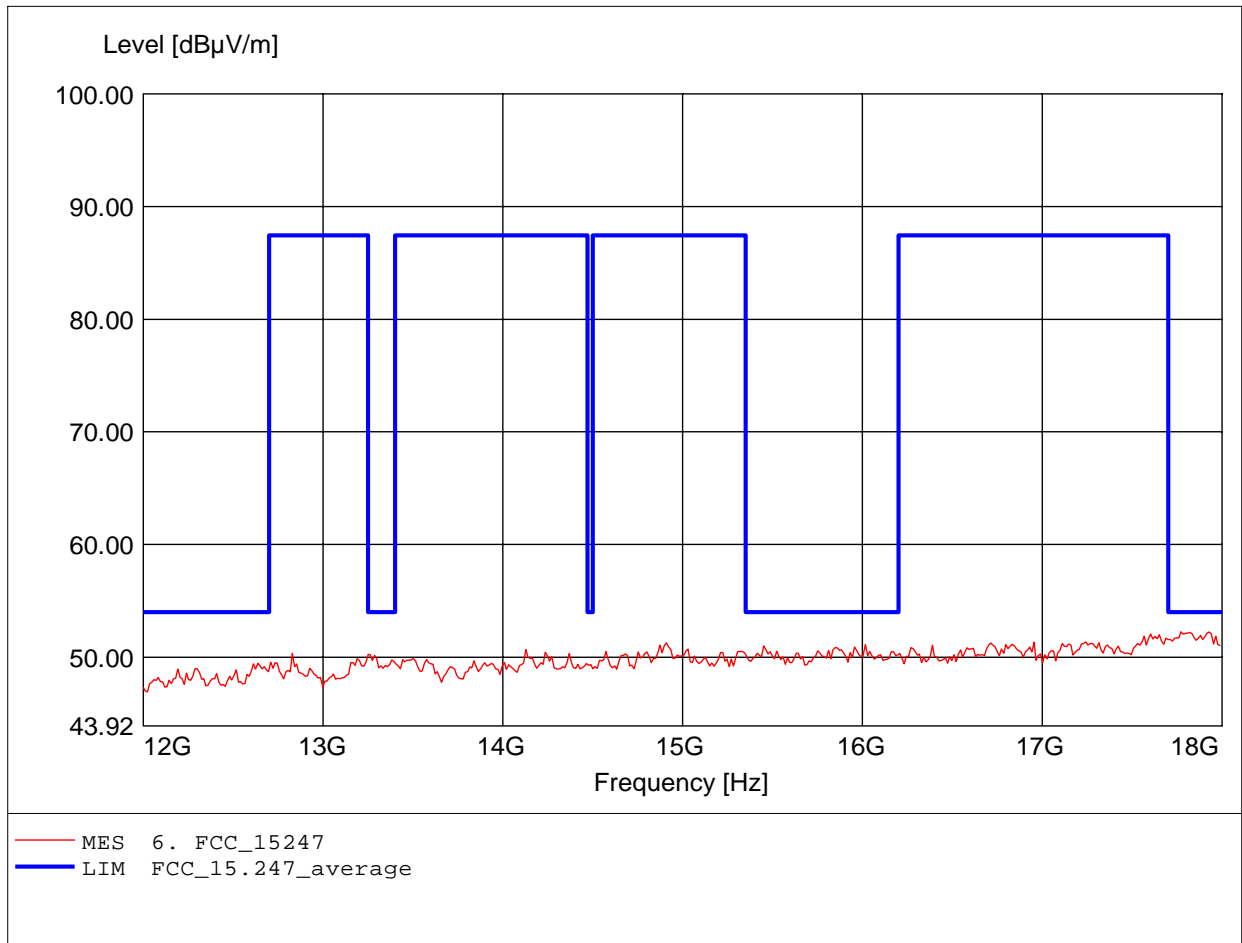
Order Number: W6M20703-7955 802.11b ch1  
Test Site / Operator: ETS / Derek  
Temperature: Temp.: 23.9°C  
Comment 1: according to §15.247, peak detector  
Ant.: HL025, ampl.+HP.  
Freq: 11.671GHz, Emax: 48.54dBμV/m, RBW: 1MHz



**Spurious emissions Field Strength**

**FCC RULES PART 15, SUBPART C / LP 0002**

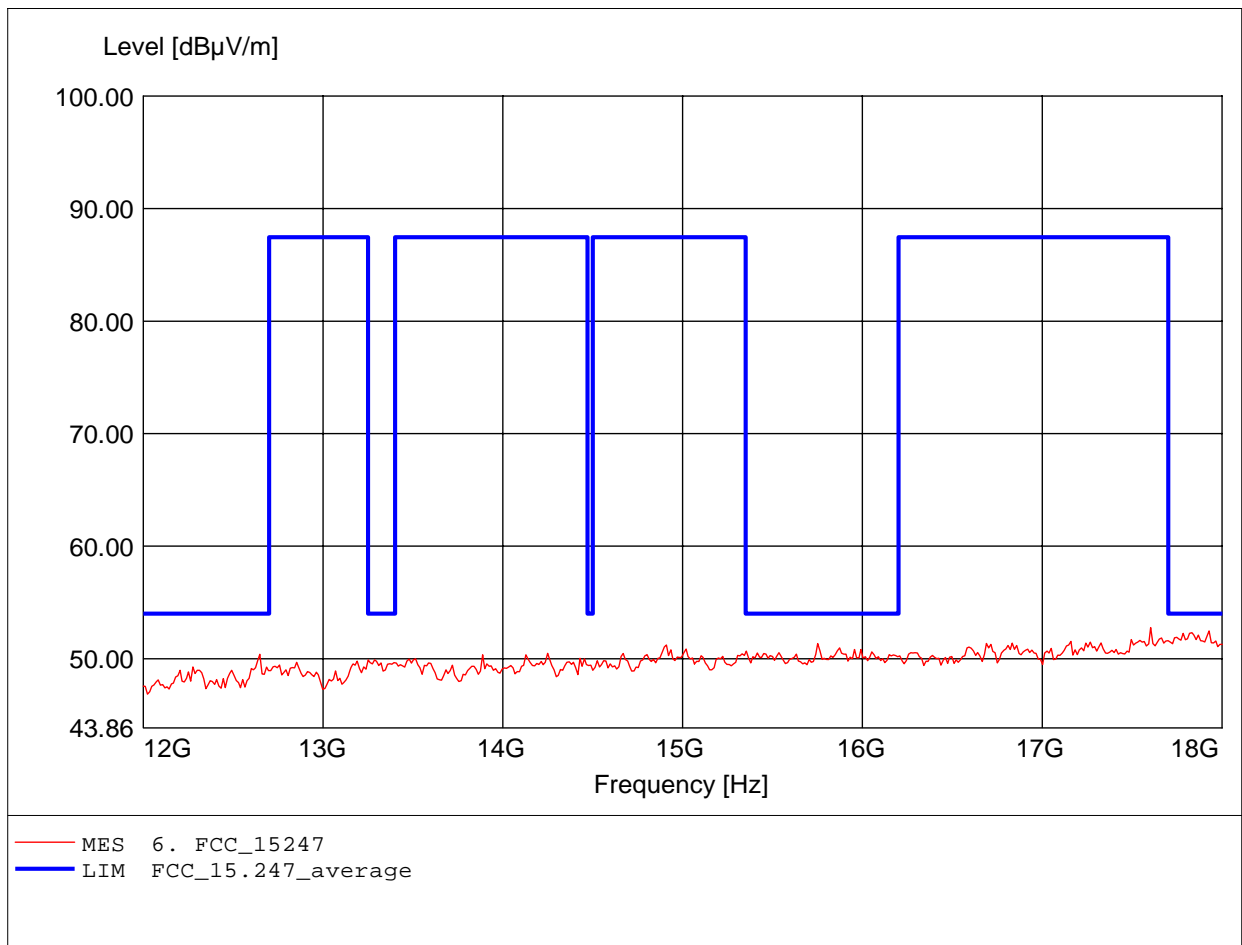
Order Number: W6M20703-7955 802.11b ch1  
Test Site / Operator: ETS / Derek  
Temperature: Temp.: 23.9°C  
Comment 1: according to §15.247, peak detector  
Ant.: HL025, ampl.+HP.  
Freq: 17.772GHz, Emax: 52.25dBμV/m, RBW: 1MHz



**Spurious emissions Field Strength**

**FCC RULES PART 15, SUBPART C / LP 0002**

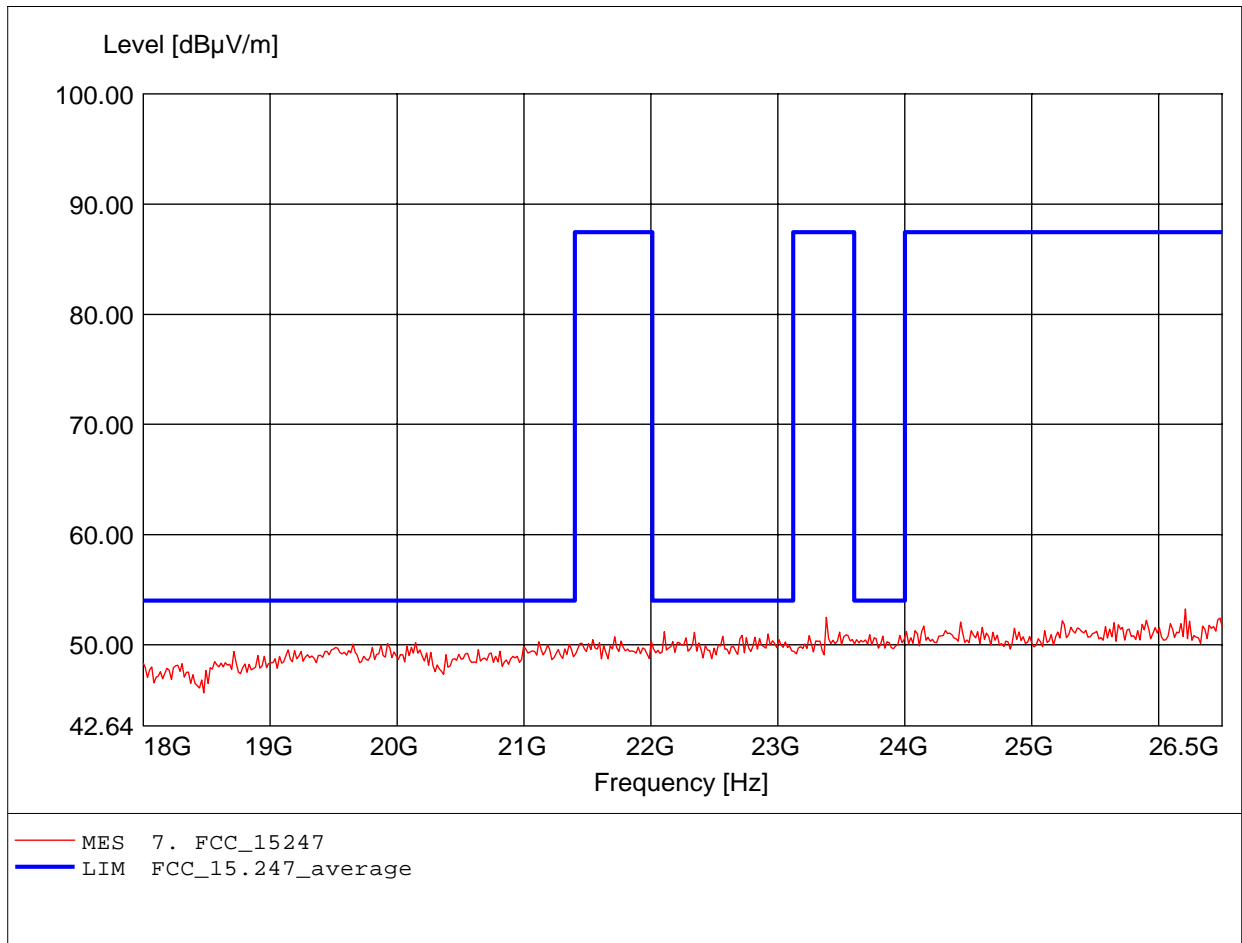
Order Number: W6M20703-7955 802.11b ch1  
Test Site / Operator: ETS / Derek  
Temperature: Temp.: 23.9°C  
Comment 1: according to §15.247, peak detector  
Ant.: HL025, ampl.+HP.  
Freq: 17.603GHz, Emax: 52.76dBµV/m, RBW: 1MHz



# Spurious emissions Field Strength

FCC RULES PART 15, SUBPART C / LP 0002

Order Number: W6M20703-7955 802.11b ch1  
Test Site / Operator: ETS / Derek  
Temperature: Temp.: 23.9°C  
Comment 1: according to §15.247, peak detector  
Ant.: HL025, amplif.  
Freq: 26.210GHz, Emax: 53.26dBµV/m, RBW: 1MHz

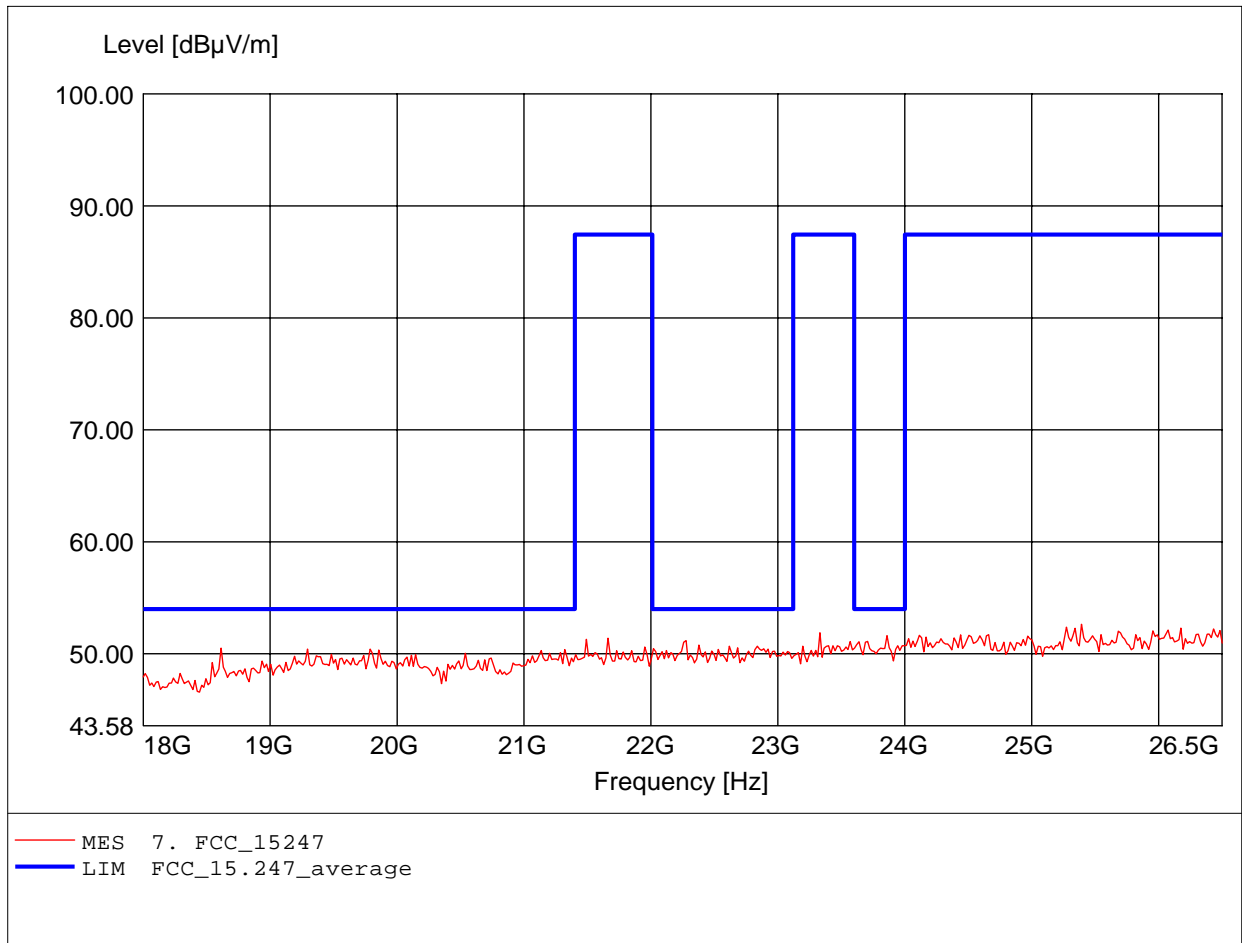




**Spurious emissions Field Strength**

**FCC RULES PART 15, SUBPART C / LP 0002**

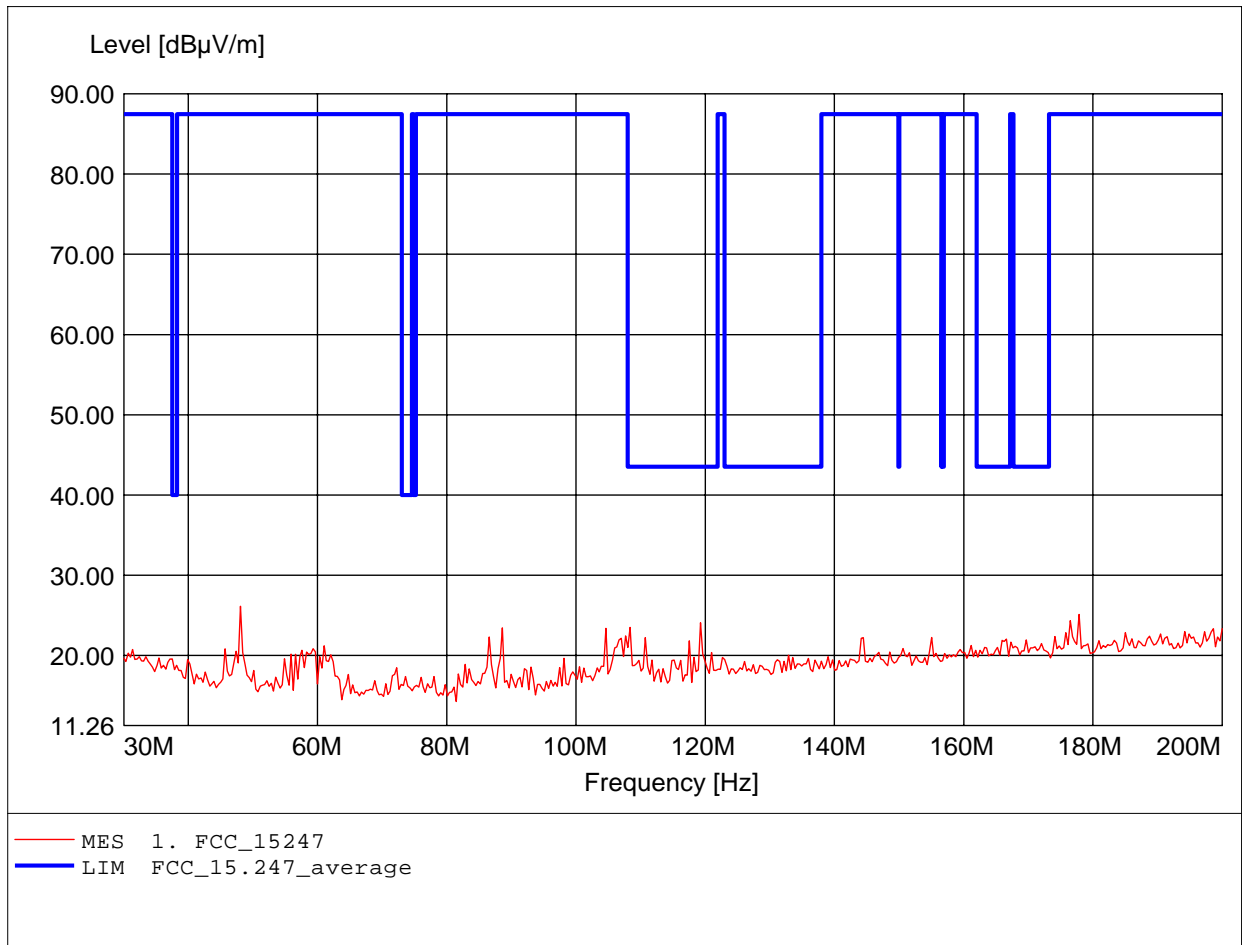
Order Number: W6M20703-7955 802.11b ch1  
Test Site / Operator: ETS / Derek  
Temperature: Temp.: 23.9°C  
Comment 1: according to §15.247, peak detector  
Ant.: HL025, amplif.  
Freq: 25.393GHz, Emax: 52.64dBµV/m, RBW: 1MHz



# Spurious emissions Field Strength

FCC RULES PART 15, SUBPART C / LP 0002

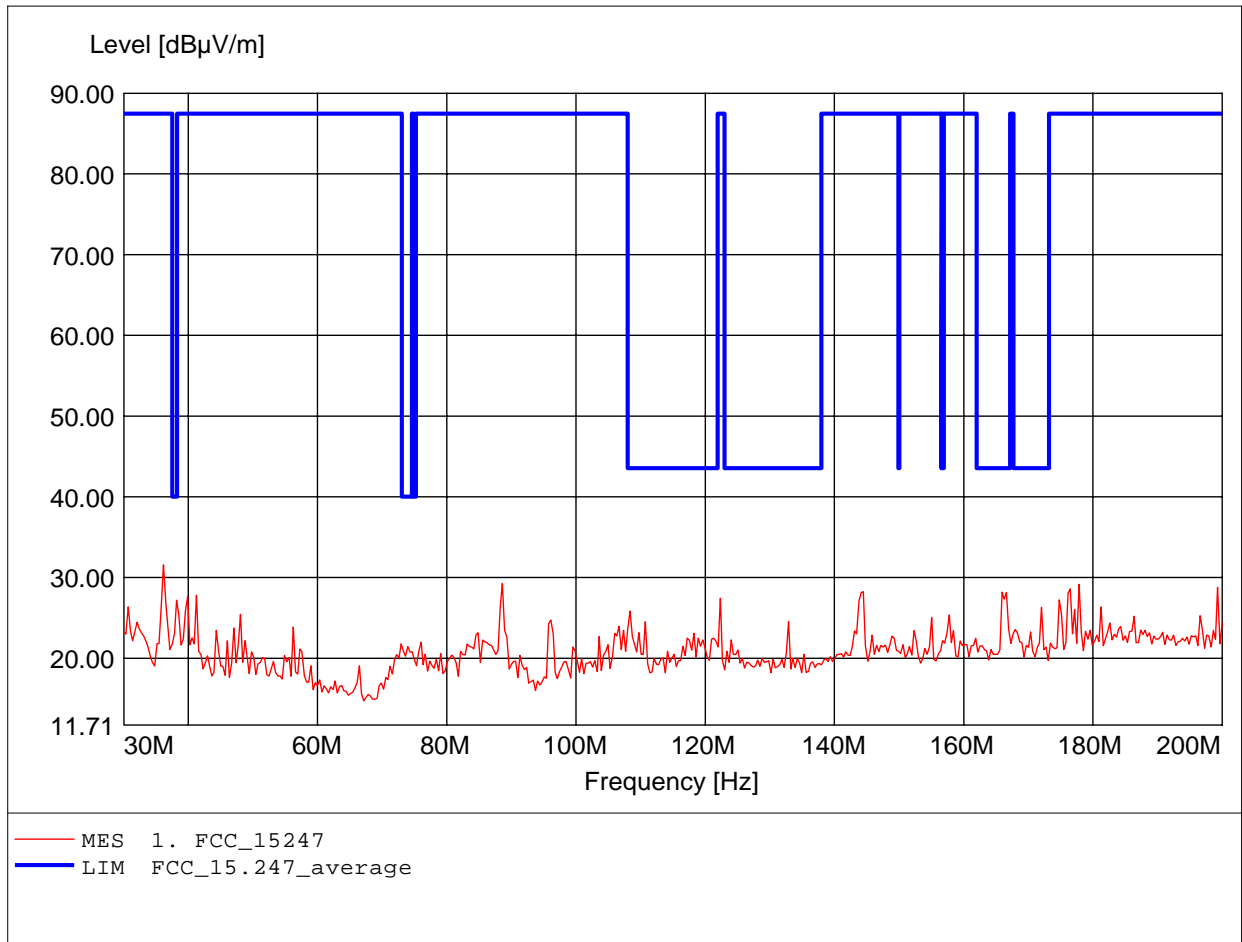
Order Number: W6M20703-7955 802.11b ch6  
Test Site / Operator: ETS / Derek  
Temperature: Temp.: 23.9°C  
Comment 1: according to §15.247  
Ant.: HK 116  
Freq: 48.056MHz, Emax: 26.13dBμV/m, RBW: 100kHz



# Spurious emissions Field Strength

FCC RULES PART 15, SUBPART C / LP 0002

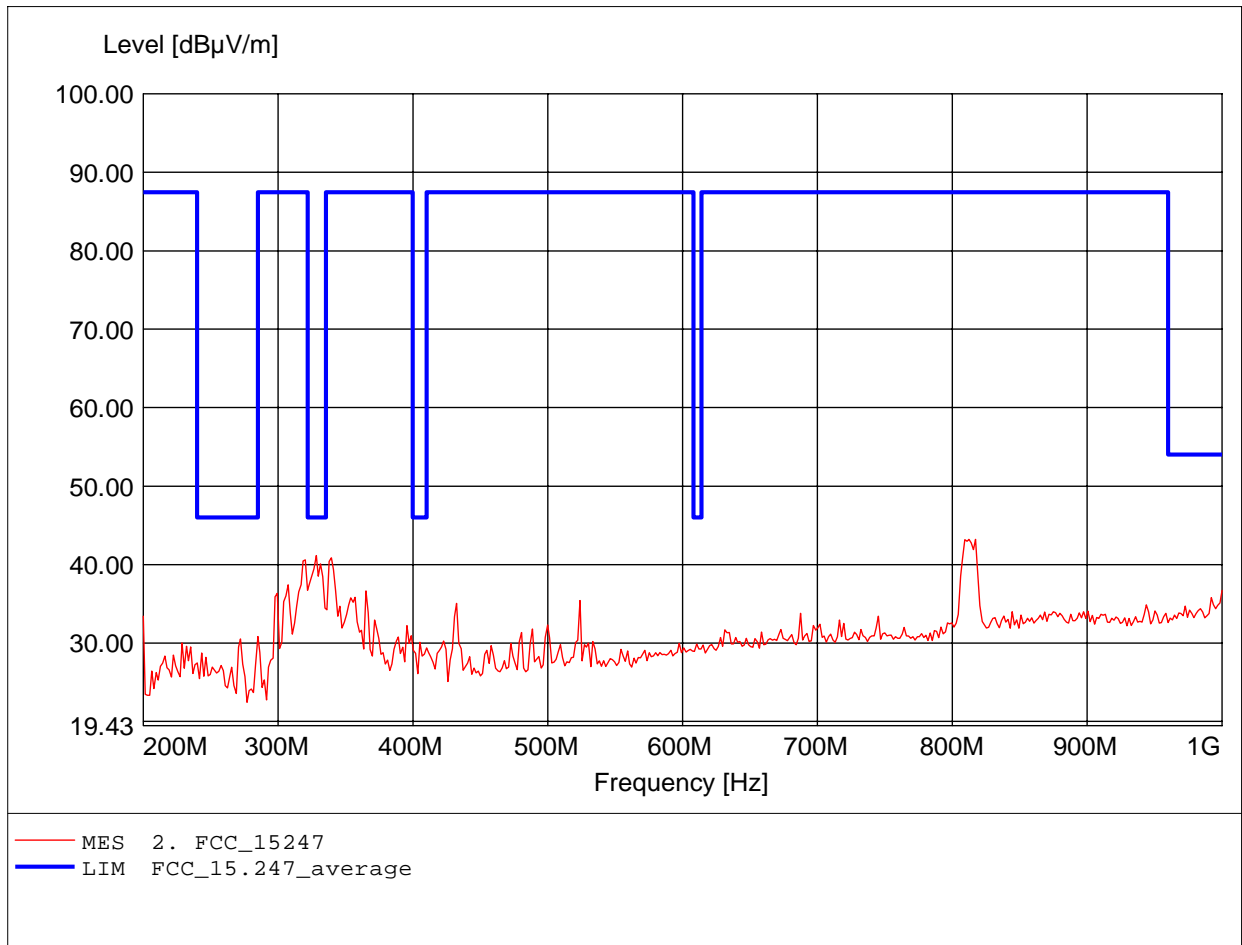
Order Number: W6M20703-7955 802.11b ch6  
Test Site / Operator: ETS / Derek  
Temperature: Temp.: 23.9°C  
Comment 1: according to §15.247  
Ant.: HK 116  
Freq: 36.132MHz, Emax: 31.56dBμV/m, RBW: 100kHz



# Spurious emissions Field Strength

FCC RULES PART 15, SUBPART C / LP 0002

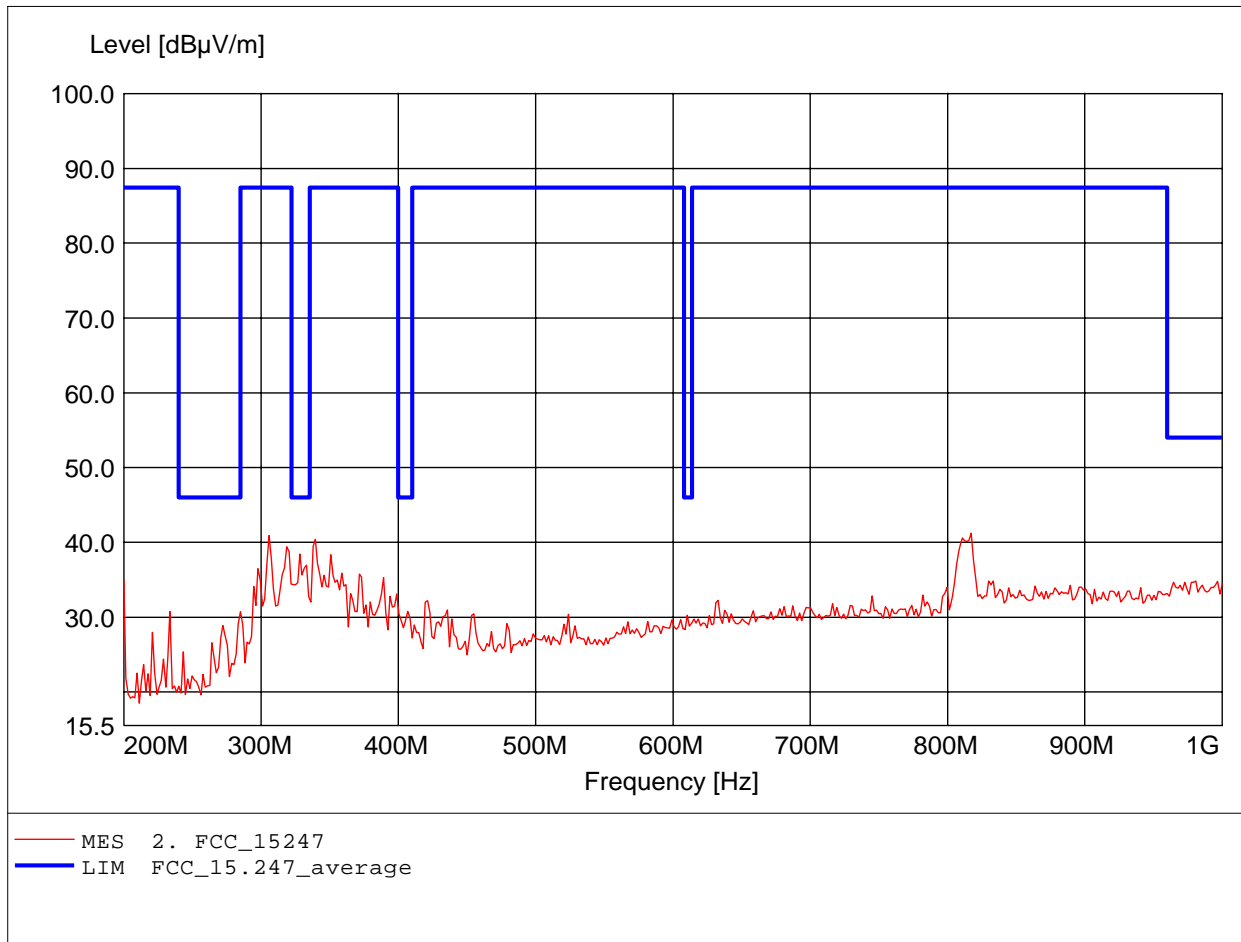
Order Number: W6M20703-7955 802.11b ch6  
Test Site / Operator: ETS / Derek  
Temperature: Temp.: 23.9°C  
Comment 1: according to §15.247  
Ant.: HL 223,  
Freq: 817.234MHz, Emax: 43.19dBμV/m, RBW: 100kHz



# Spurious emissions Field Strength

FCC RULES PART 15, SUBPART C / LP 0002

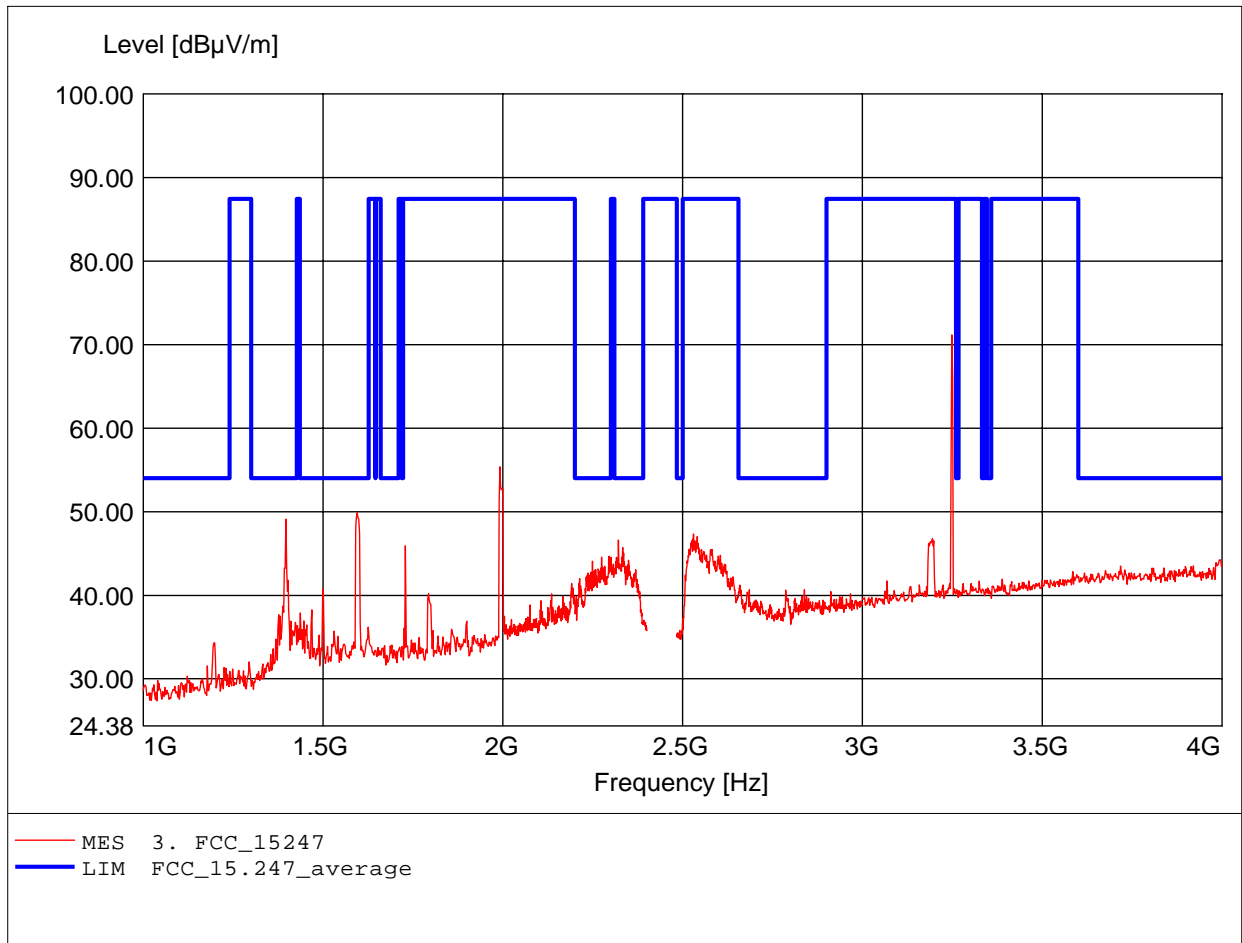
Order Number: W6M20703-7955 802.11b ch6  
Test Site / Operator: ETS / Derek  
Temperature: Temp.: 23.9°C  
Comment 1: according to §15.247  
Ant.: HL 223,  
Freq: 817.234MHz, Emax: 41.24dBμV/m, RBW: 100kHz



# Spurious emissions Field Strength

FCC RULES PART 15, SUBPART C / LP 0002

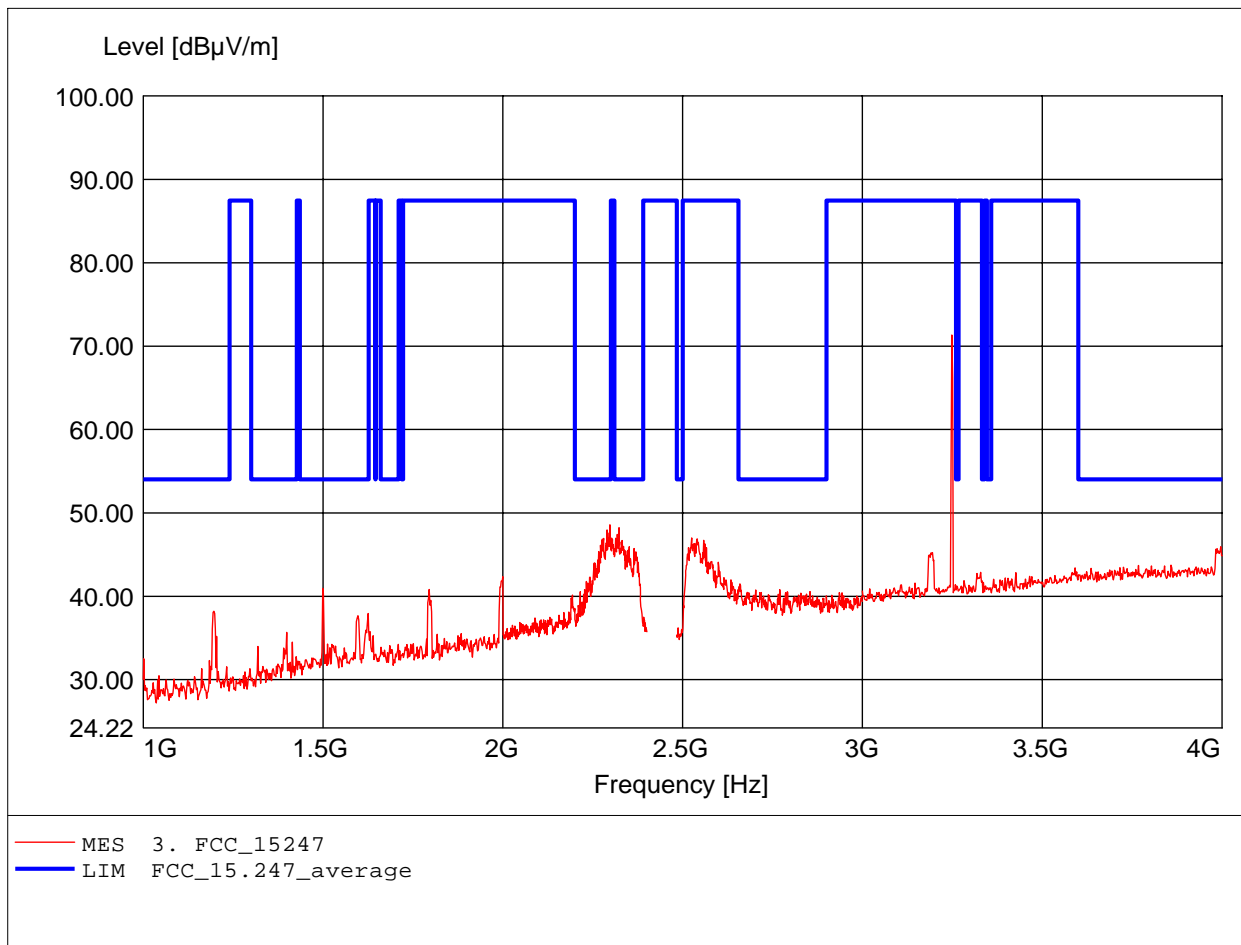
Order Number: W6M20703-7955 802.11b ch6  
Test Site / Operator: ETS / Derek  
Temperature: Temp.: 23.9°C  
Comment 1: according to §15.247 / LP 0002, peak detector  
Ant.: HL025, amplif.  
Freq: 3.248GHz, Emax: 71.16dBµV/m, RBW: 1MHz



# Spurious emissions Field Strength

FCC RULES PART 15, SUBPART C / LP 0002

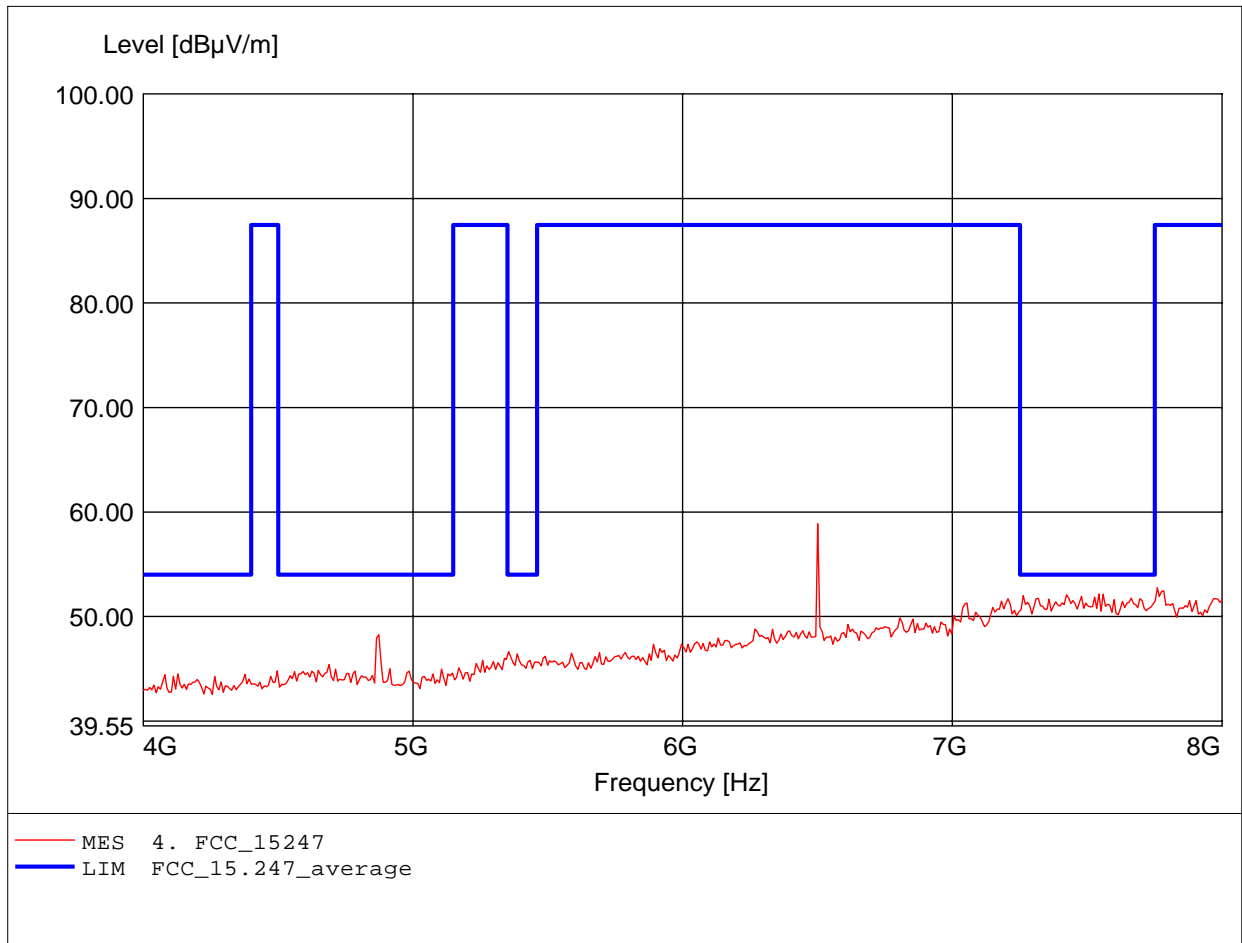
Order Number: W6M20703-7955 802.11b ch6  
Test Site / Operator: ETS / Derek  
Temperature: Temp.: 23.9°C  
Comment 1: according to §15.247 / LP 0002, peak detector  
Ant.: HL025, amplif.  
Freq: 3.248GHz, Emax: 71.34dBµV/m, RBW: 1MHz



# Spurious emissions Field Strength

FCC RULES PART 15, SUBPART C / LP 0002

Order Number: W6M20703-7955 802.11b ch6  
Test Site / Operator: ETS / Derek  
Temperature: Temp.: 23.9°C  
Comment 1: according to §15.247, peak detector  
Ant.: HL025, ampl.+HP.  
Freq: 6.501GHz, Emax: 58.86dBμV/m, RBW: 1MHz

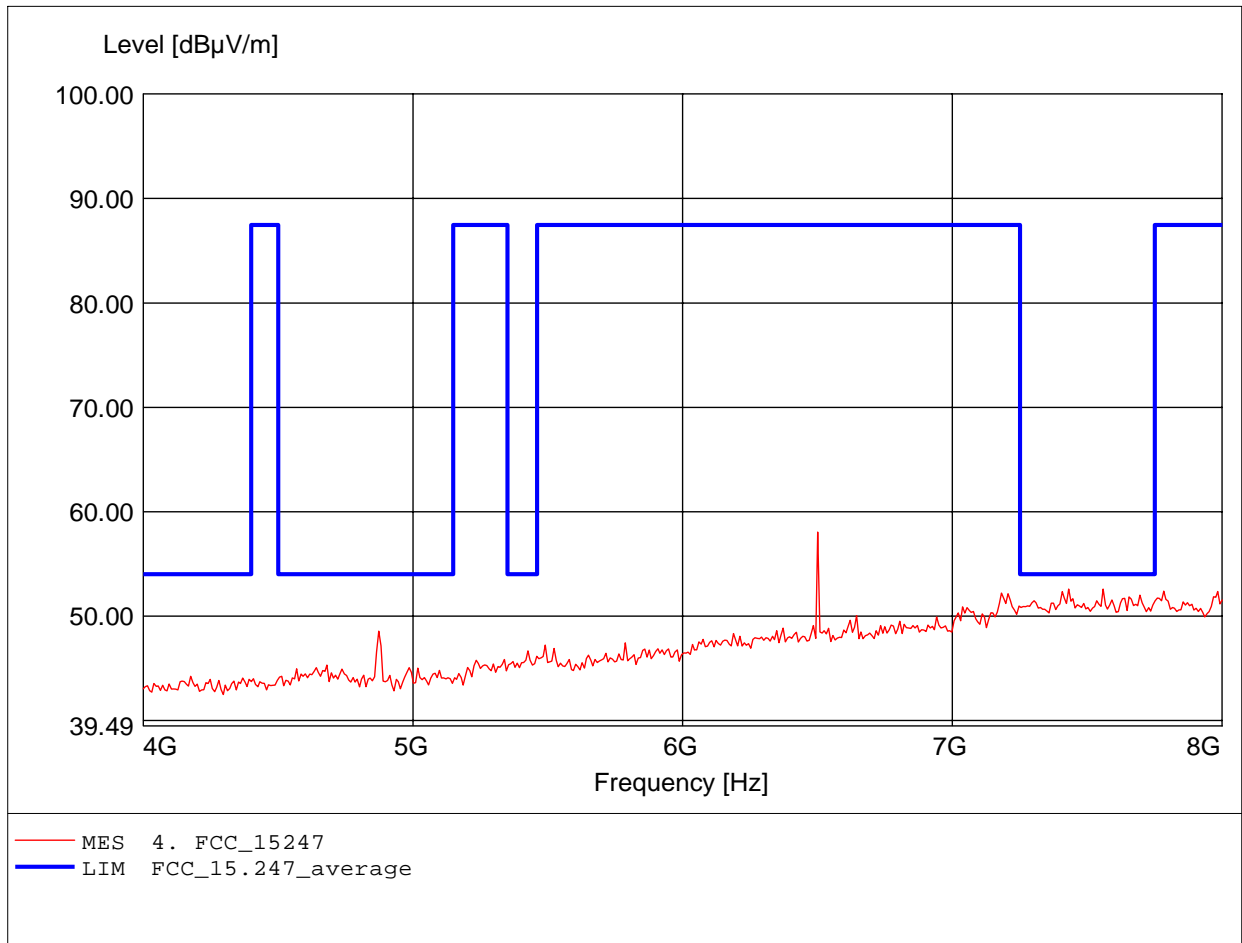




# Spurious emissions Field Strength

FCC RULES PART 15, SUBPART C / LP 0002

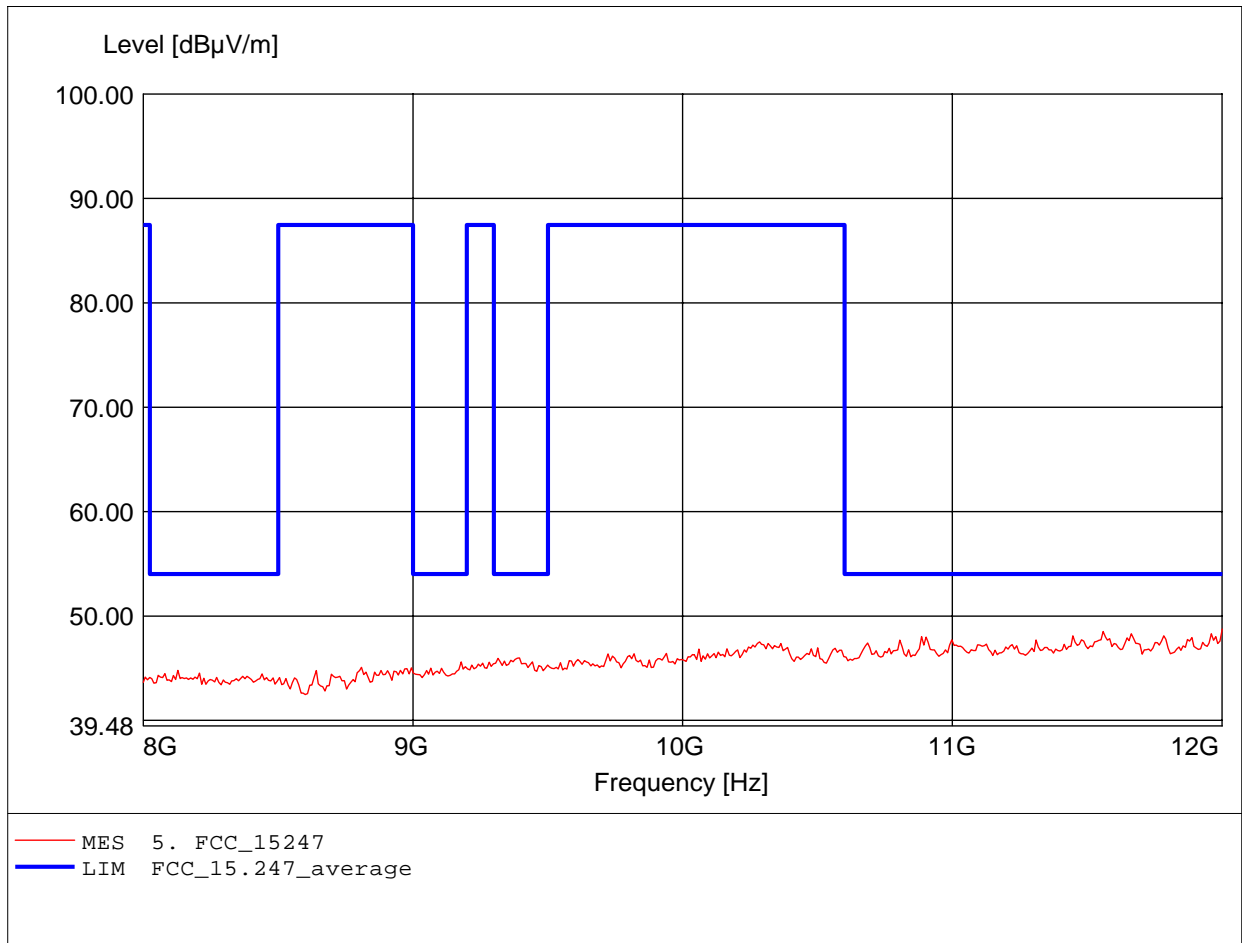
Order Number: W6M20703-7955 802.11b ch6  
Test Site / Operator: ETS / Derek  
Temperature: Temp.: 23.9°C  
Comment 1: according to §15.247, peak detector  
Ant.: HL025, ampl.+HP.  
Freq: 6.501GHz, Emax: 58.05dBμV/m, RBW: 1MHz



# Spurious emissions Field Strength

FCC RULES PART 15, SUBPART C / LP 0002

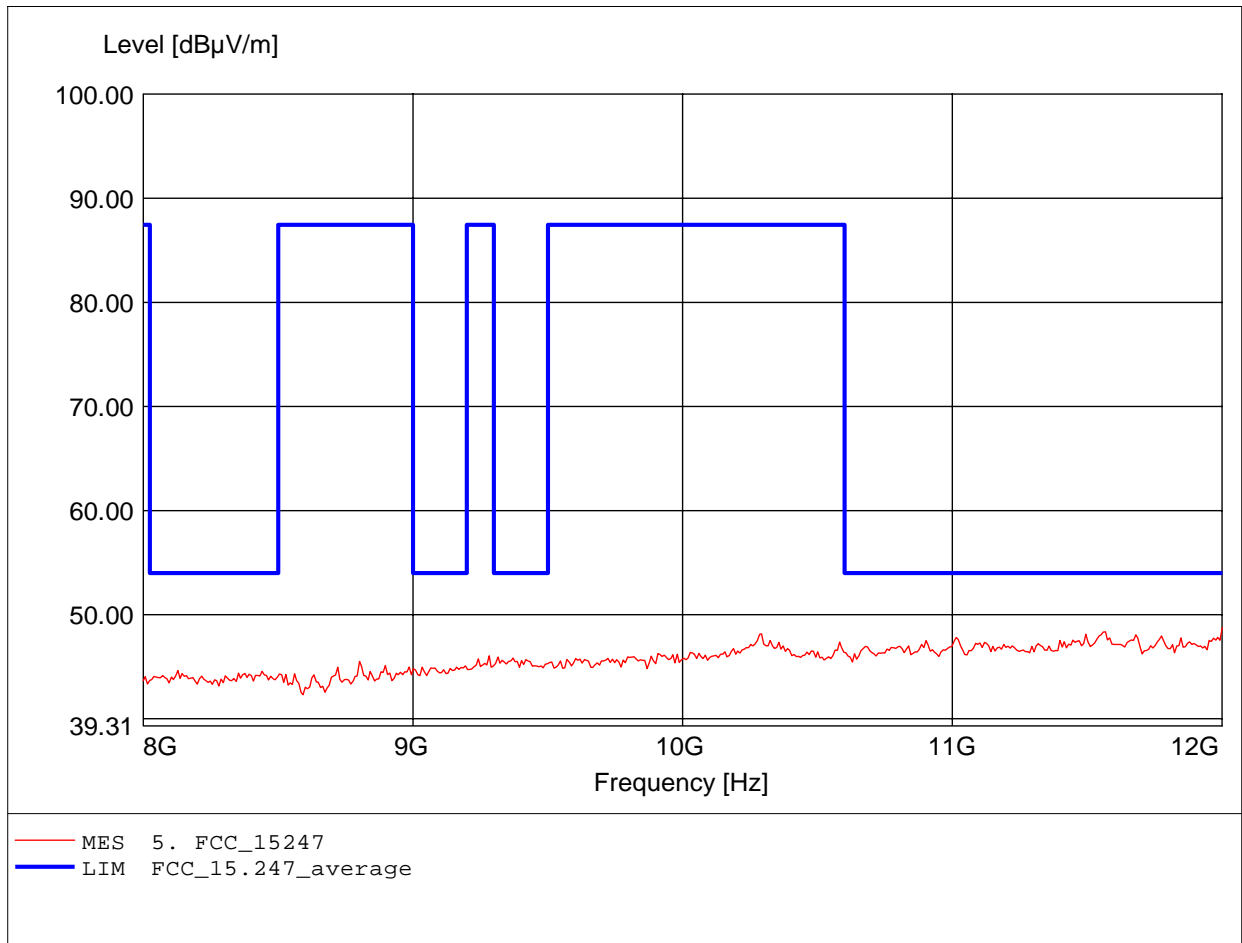
Order Number: W6M20703-7955 802.11b ch6  
Test Site / Operator: ETS / Derek  
Temperature: Temp.: 23.9°C  
Comment 1: according to §15.247, peak detector  
Ant.: HL025, ampl.+HP.  
Freq: 12.000GHz, Emax: 48.73dBµV/m, RBW: 1MHz



# Spurious emissions Field Strength

FCC RULES PART 15, SUBPART C / LP 0002

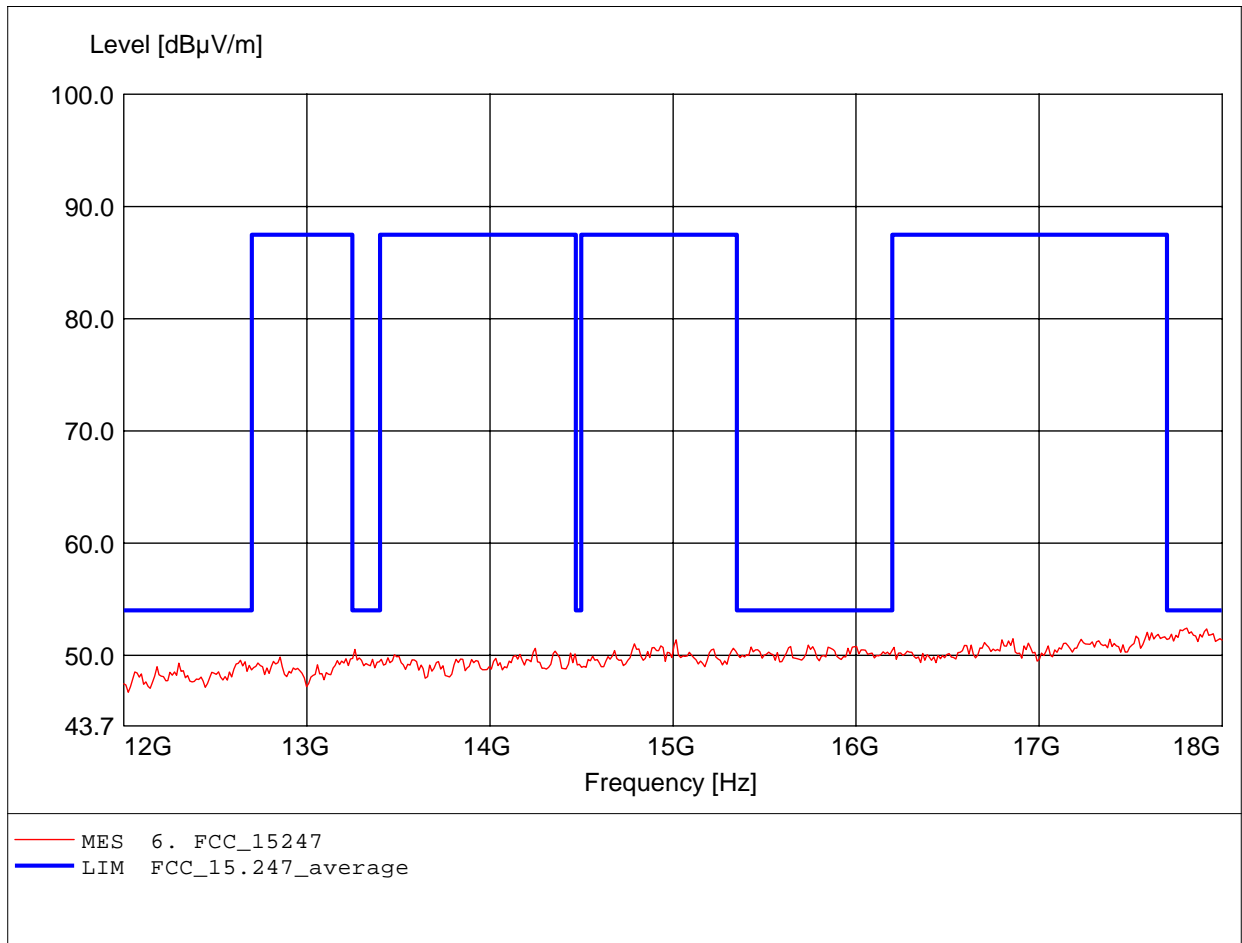
Order Number: W6M20703-7955 802.11b ch6  
Test Site / Operator: ETS / Derek  
Temperature: Temp.: 23.9°C  
Comment 1: according to §15.247, peak detector  
Ant.: HL025, ampl.+HP.  
Freq: 12.000GHz, Emax: 48.75dBµV/m, RBW: 1MHz



# Spurious emissions Field Strength

FCC RULES PART 15, SUBPART C / LP 0002

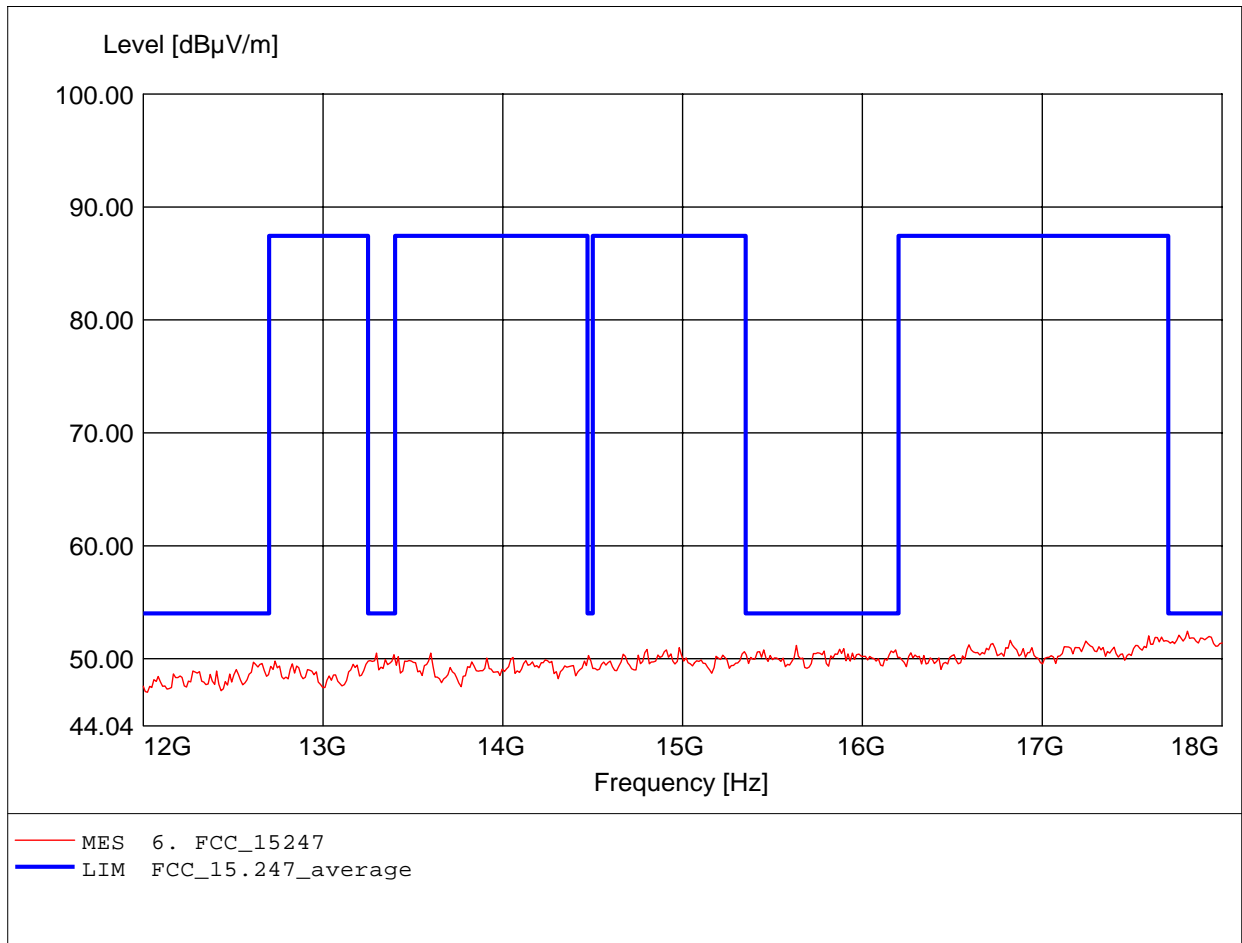
Order Number: W6M20703-7955 802.11b ch6  
Test Site / Operator: ETS / Derek  
Temperature: Temp.: 23.9°C  
Comment 1: according to §15.247, peak detector  
Ant.: HL025, ampl.+HP.  
Freq: 17.808GHz, Emax: 52.43dBμV/m, RBW: 1MHz



**Spurious emissions Field Strength**

**FCC RULES PART 15, SUBPART C / LP 0002**

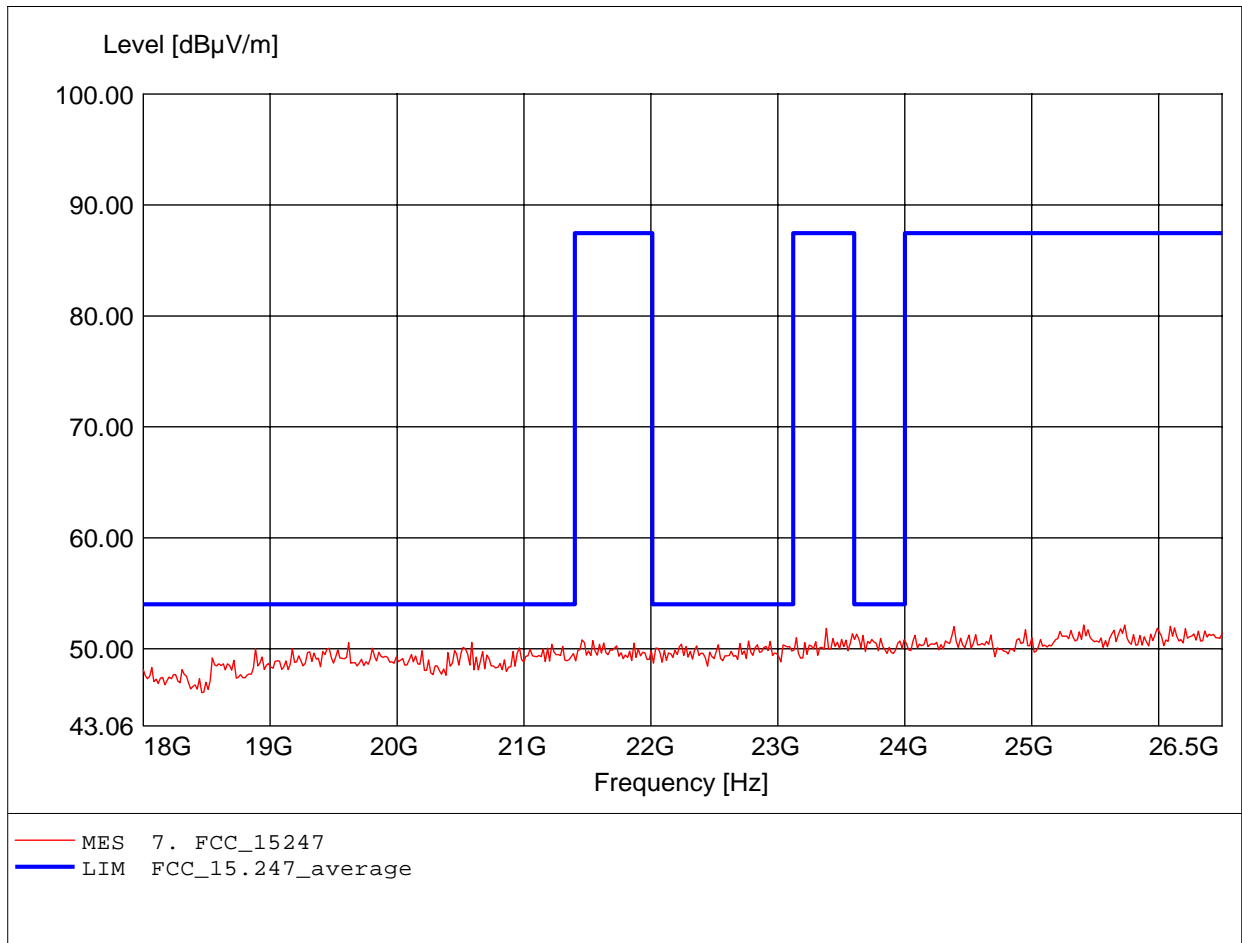
Order Number: W6M20703-7955 802.11b ch6  
Test Site / Operator: ETS / Derek  
Temperature: Temp.: 23.9°C  
Comment 1: according to §15.247, peak detector  
Ant.: HL025, ampl.+HP.  
Freq: 17.808GHz, Emax: 52.44dBμV/m, RBW: 1MHz



# Spurious emissions Field Strength

FCC RULES PART 15, SUBPART C / LP 0002

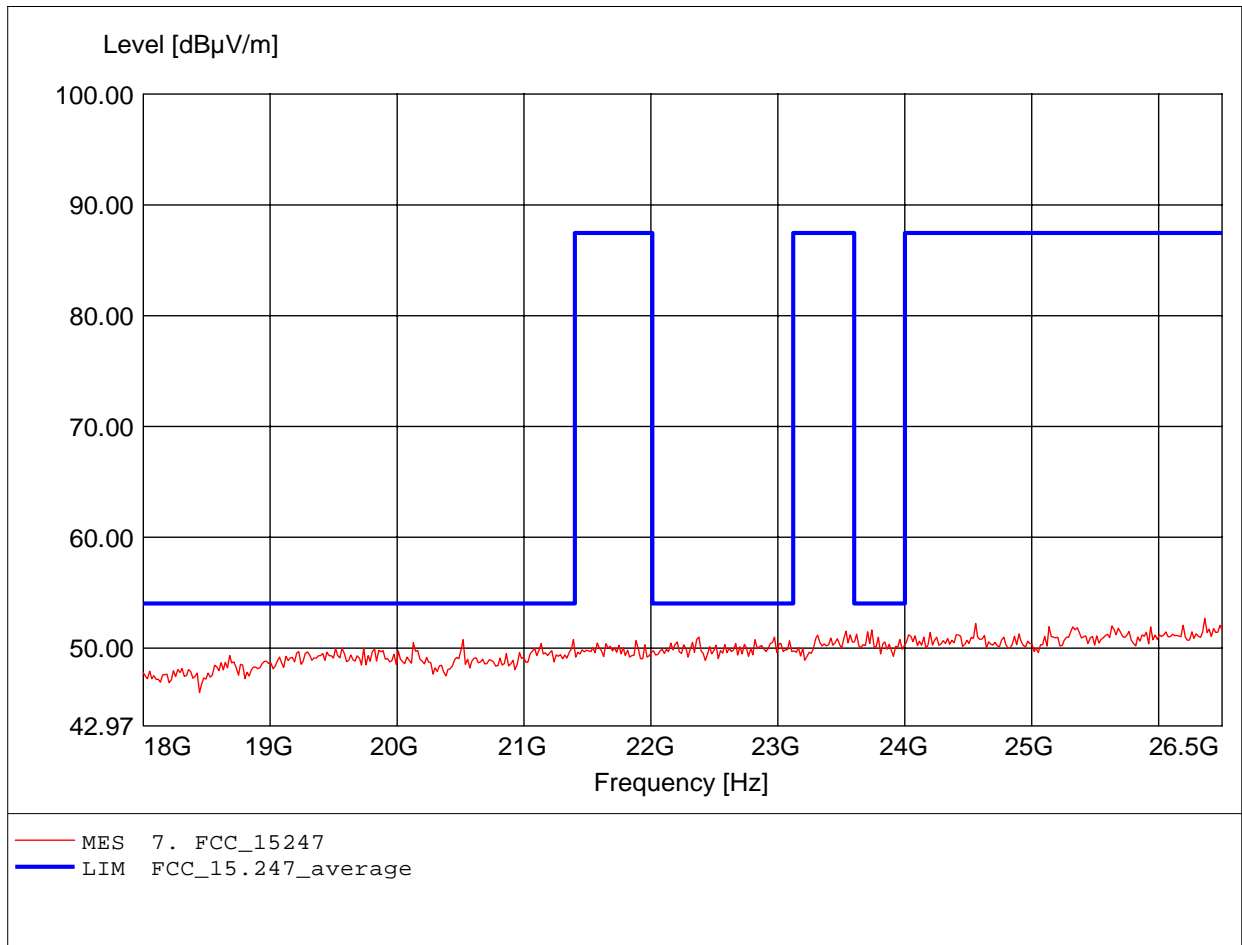
Order Number: W6M20703-7955 802.11b ch6  
Test Site / Operator: ETS / Derek  
Temperature: Temp.: 23.9°C  
Comment 1: according to §15.247, peak detector  
Ant.: HL025, amplif.  
Freq: 25.410GHz, Emax: 52.16dBµV/m, RBW: 1MHz



# Spurious emissions Field Strength

FCC RULES PART 15, SUBPART C / LP 0002

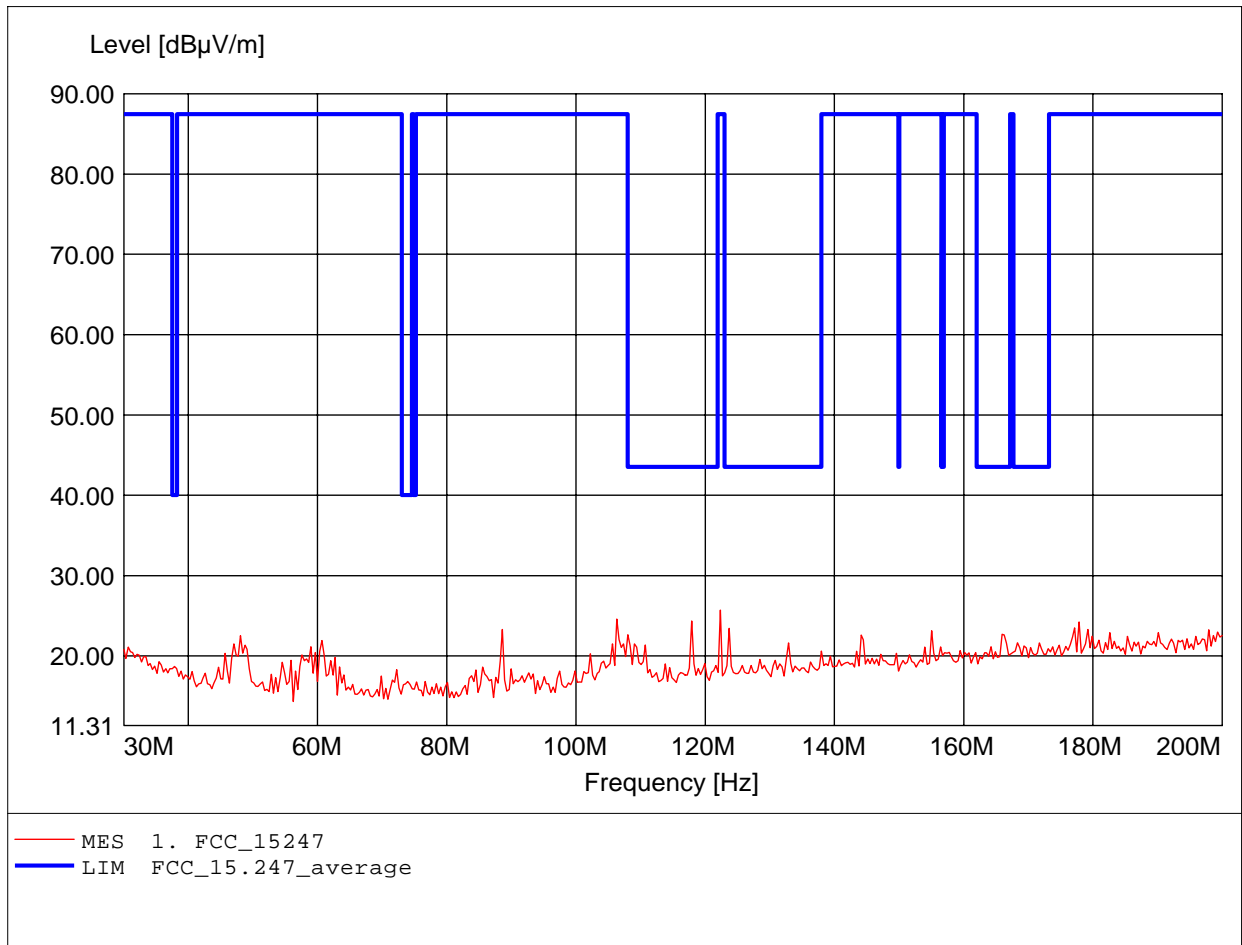
Order Number: W6M20703-7955 802.11b ch6  
Test Site / Operator: ETS / Derek  
Temperature: Temp.: 23.9°C  
Comment 1: according to §15.247, peak detector  
Ant.: HL025, amplif.  
Freq: 26.364GHz, Emax: 52.67dBµV/m, RBW: 1MHz



# Spurious emissions Field Strength

FCC RULES PART 15, SUBPART C / LP 0002

Order Number: W6M20703-7955 802.11b ch11  
Test Site / Operator: ETS / Derek  
Temperature: Temp.: 23.9°C  
Comment 1: according to §15.247  
Ant.: HK 116  
Freq: 122.325MHz, Emax: 25.72dBμV/m, RBW: 100kHz

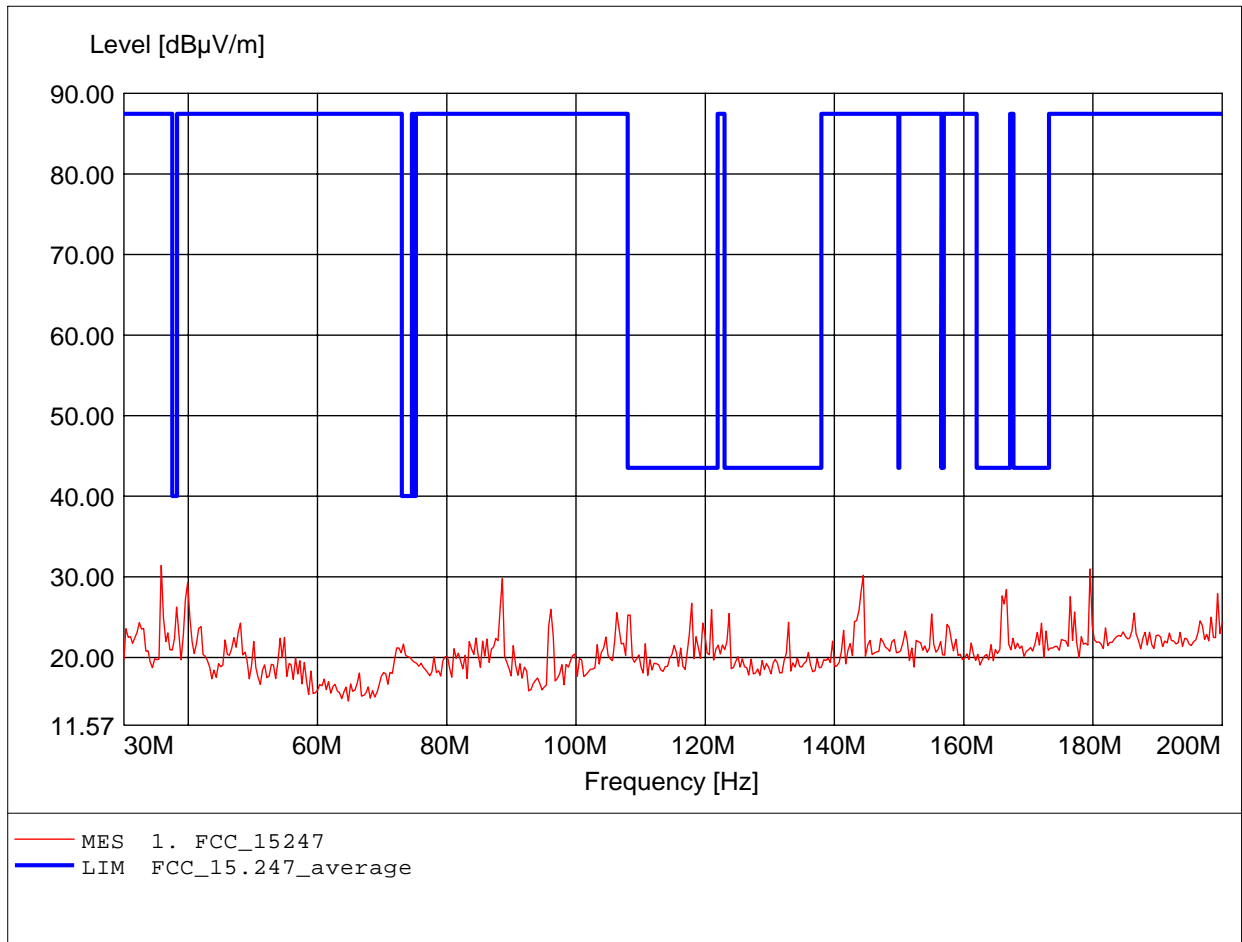




# Spurious emissions Field Strength

FCC RULES PART 15, SUBPART C / LP 0002

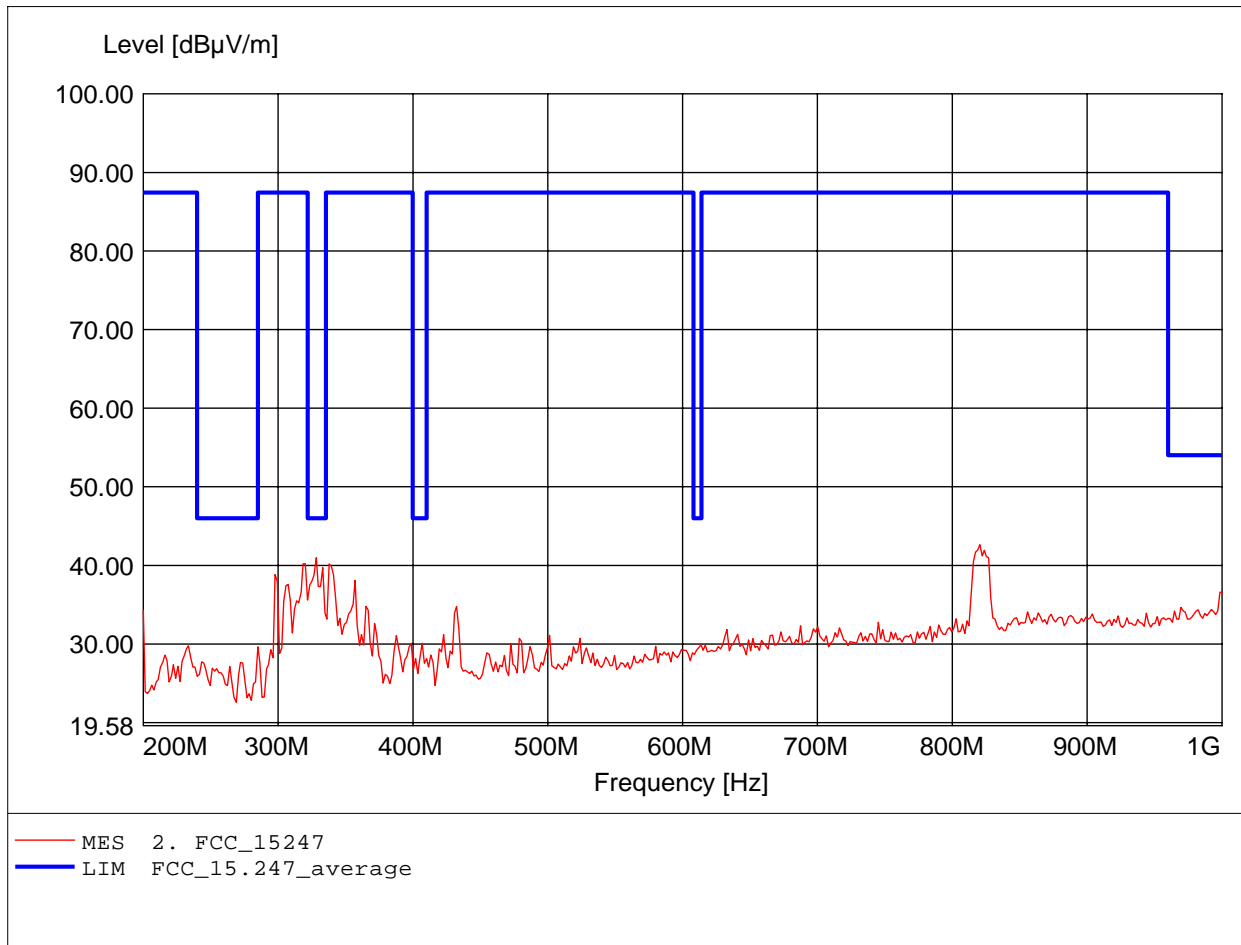
Order Number: W6M20703-7955 802.11b ch11  
Test Site / Operator: ETS / Derek  
Temperature: Temp.: 23.9°C  
Comment 1: according to §15.247  
Ant.: HK 116  
Freq: 35.792MHz, Emax: 31.42dBμV/m, RBW: 100kHz



# Spurious emissions Field Strength

FCC RULES PART 15, SUBPART C / LP 0002

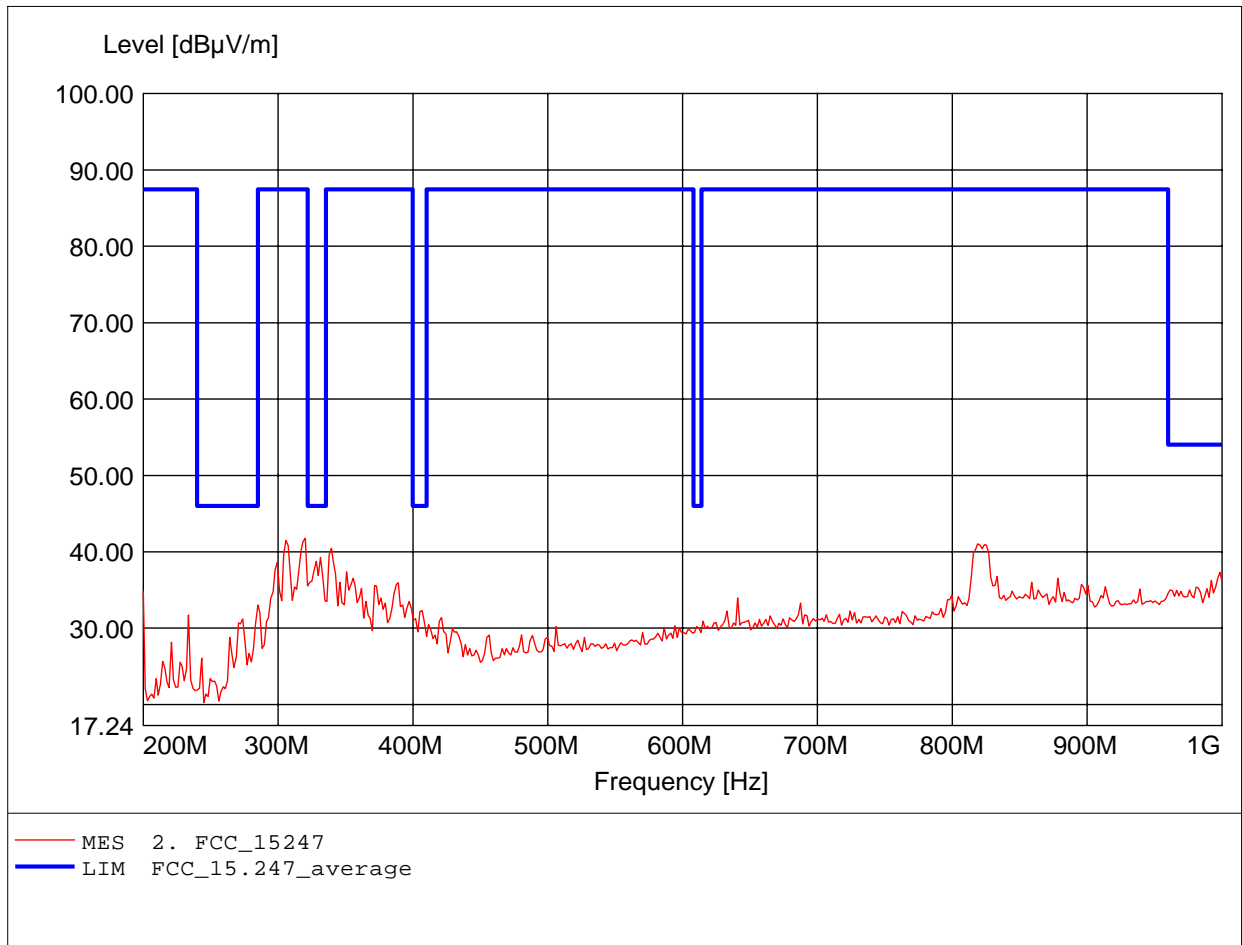
Order Number: W6M20703-7955 802.11b ch11  
Test Site / Operator: ETS / Derek  
Temperature: Temp.: 23.9°C  
Comment 1: according to §15.247  
Ant.: HL 223,  
Freq: 820.441MHz, Emax: 42.62dBμV/m, RBW: 100kHz



# Spurious emissions Field Strength

FCC RULES PART 15, SUBPART C / LP 0002

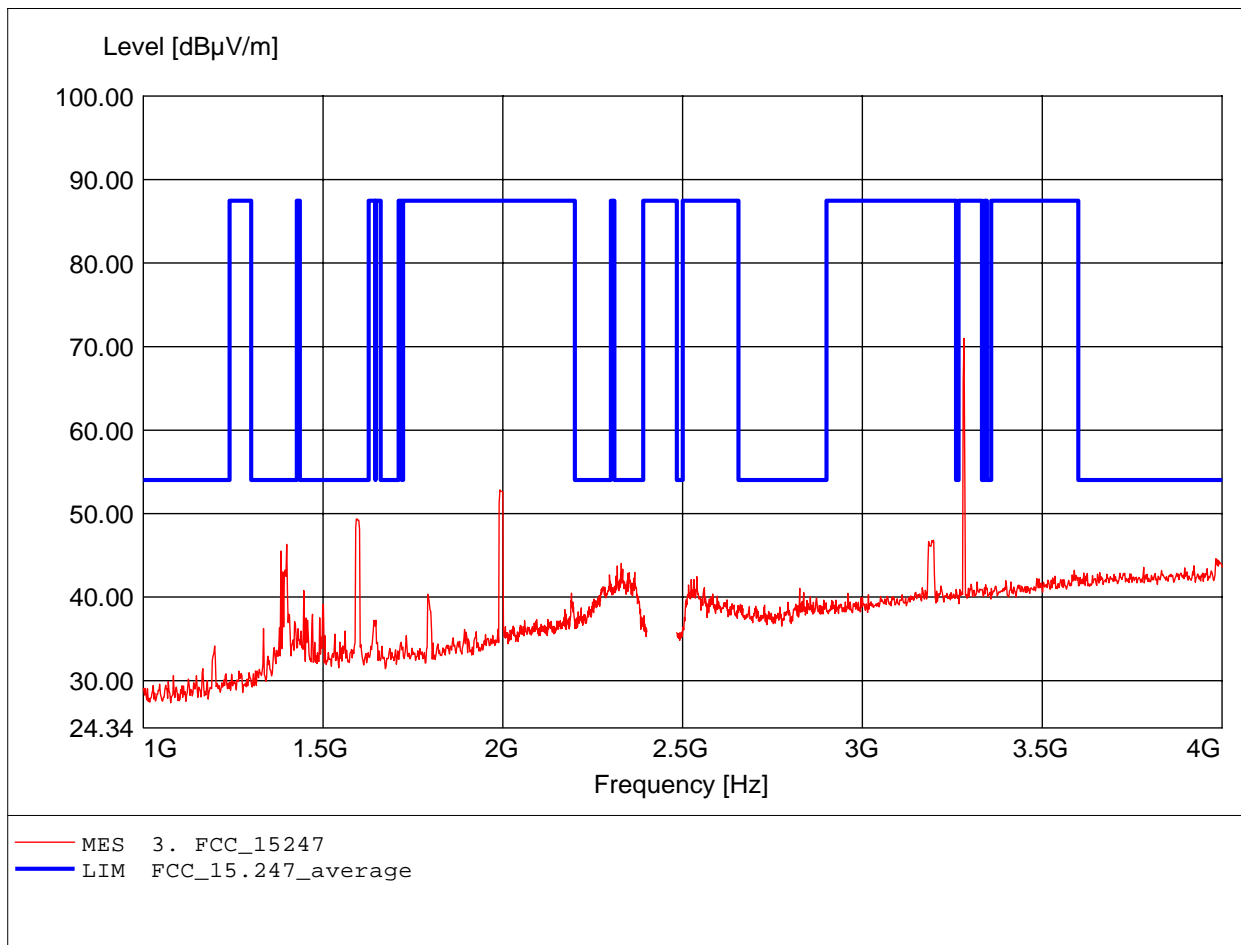
Order Number: W6M20703-7955 802.11b ch11  
Test Site / Operator: ETS / Derek  
Temperature: Temp.: 23.9°C  
Comment 1: according to §15.247  
Ant.: HL 223,  
Freq: 320.240MHz, Emax: 41.77dBμV/m, RBW: 100kHz



# Spurious emissions Field Strength

FCC RULES PART 15, SUBPART C / LP 0002

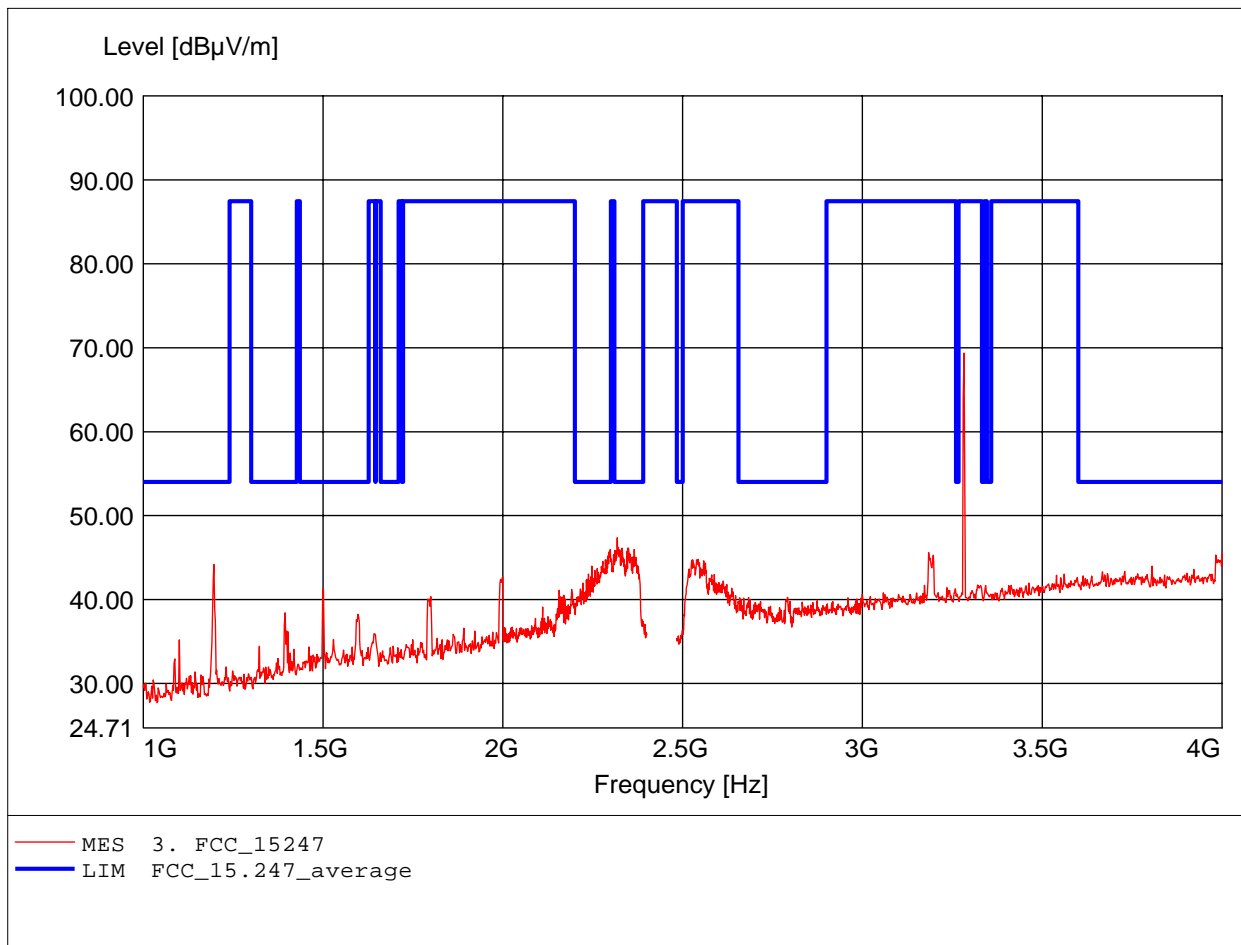
Order Number: W6M20703-7955 802.11b ch11  
Test Site / Operator: ETS / Derek  
Temperature: Temp.: 23.9°C  
Comment 1: according to §15.247 / LP 0002, peak detector  
Ant.: HL025, amplif.  
Freq: 3.283GHz, Emax: 70.98dBμV/m, RBW: 1MHz



# Spurious emissions Field Strength

FCC RULES PART 15, SUBPART C / LP 0002

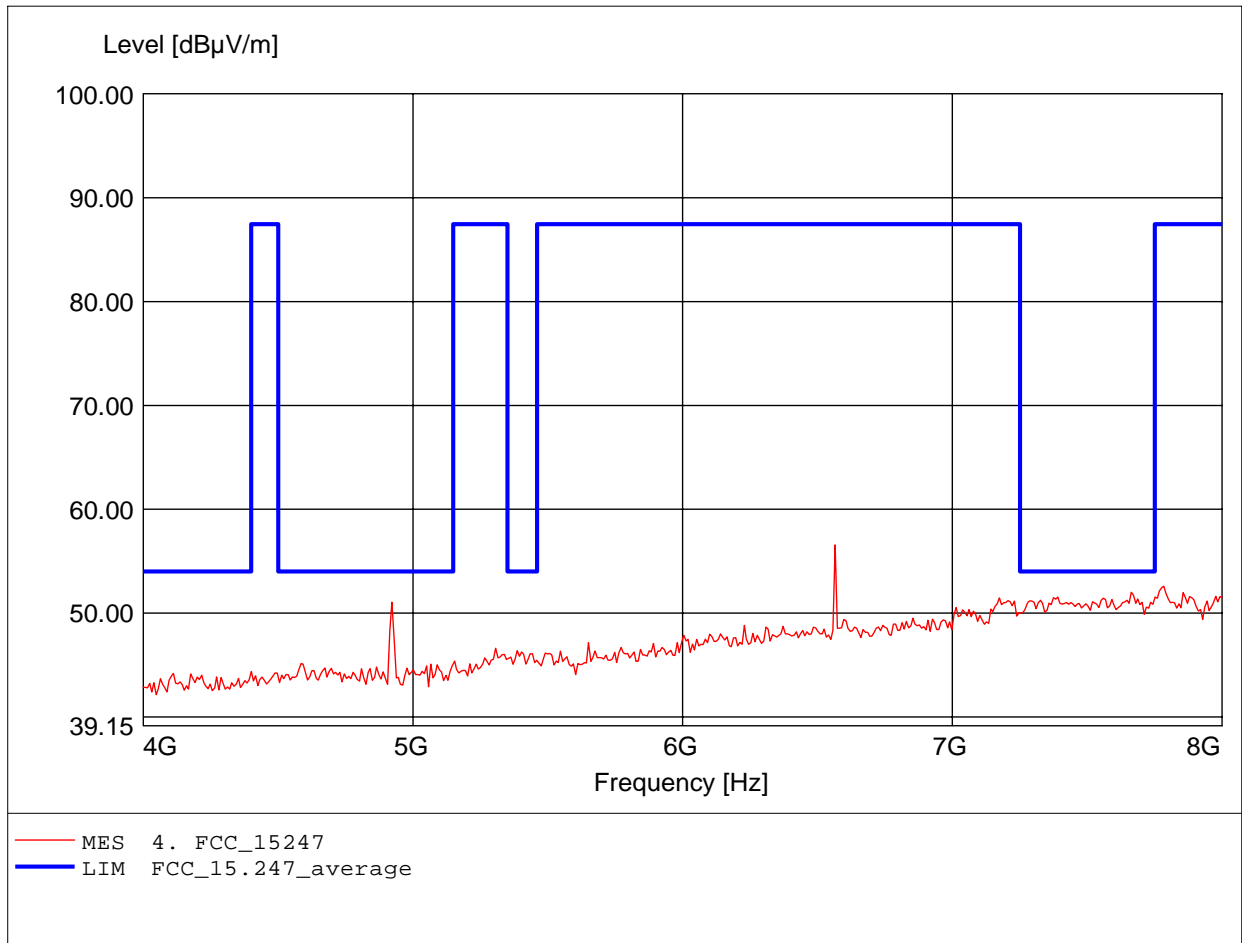
Order Number: W6M20703-7955 802.11b ch11  
Test Site / Operator: ETS / Derek  
Temperature: Temp.: 23.9°C  
Comment 1: according to §15.247 / LP 0002, peak detector  
Ant.: HL025, amplif.  
Freq: 3.283GHz, Emax: 69.35dBµV/m, RBW: 1MHz



# Spurious emissions Field Strength

FCC RULES PART 15, SUBPART C / LP 0002

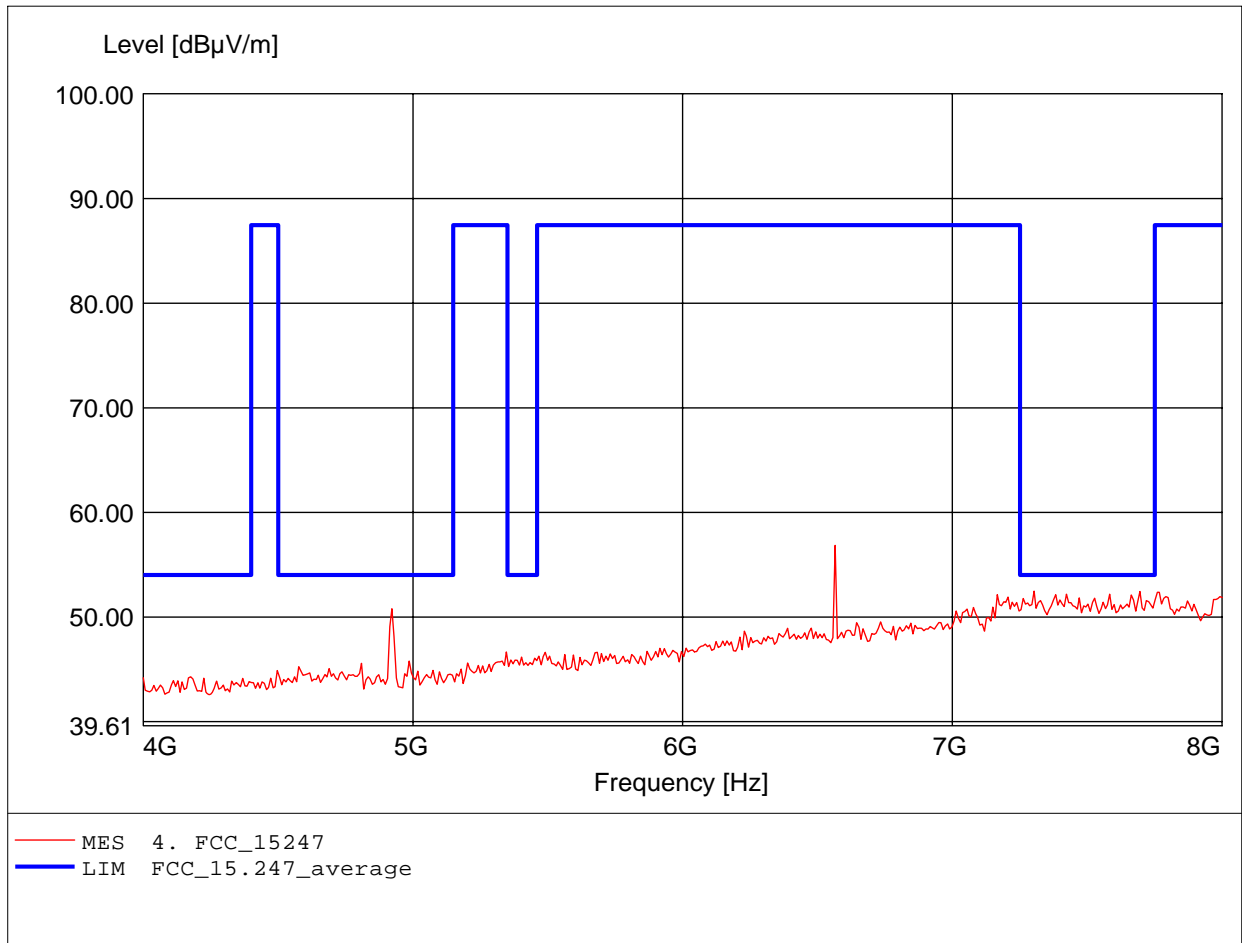
Order Number: W6M20703-7955 802.11b ch11  
Test Site / Operator: ETS / Derek  
Temperature: Temp.: 23.9°C  
Comment 1: according to §15.247, peak detector  
Ant.: HL025, ampl.+HP.  
Freq: 6.565GHz, Emax: 56.57dBμV/m, RBW: 1MHz



# Spurious emissions Field Strength

FCC RULES PART 15, SUBPART C / LP 0002

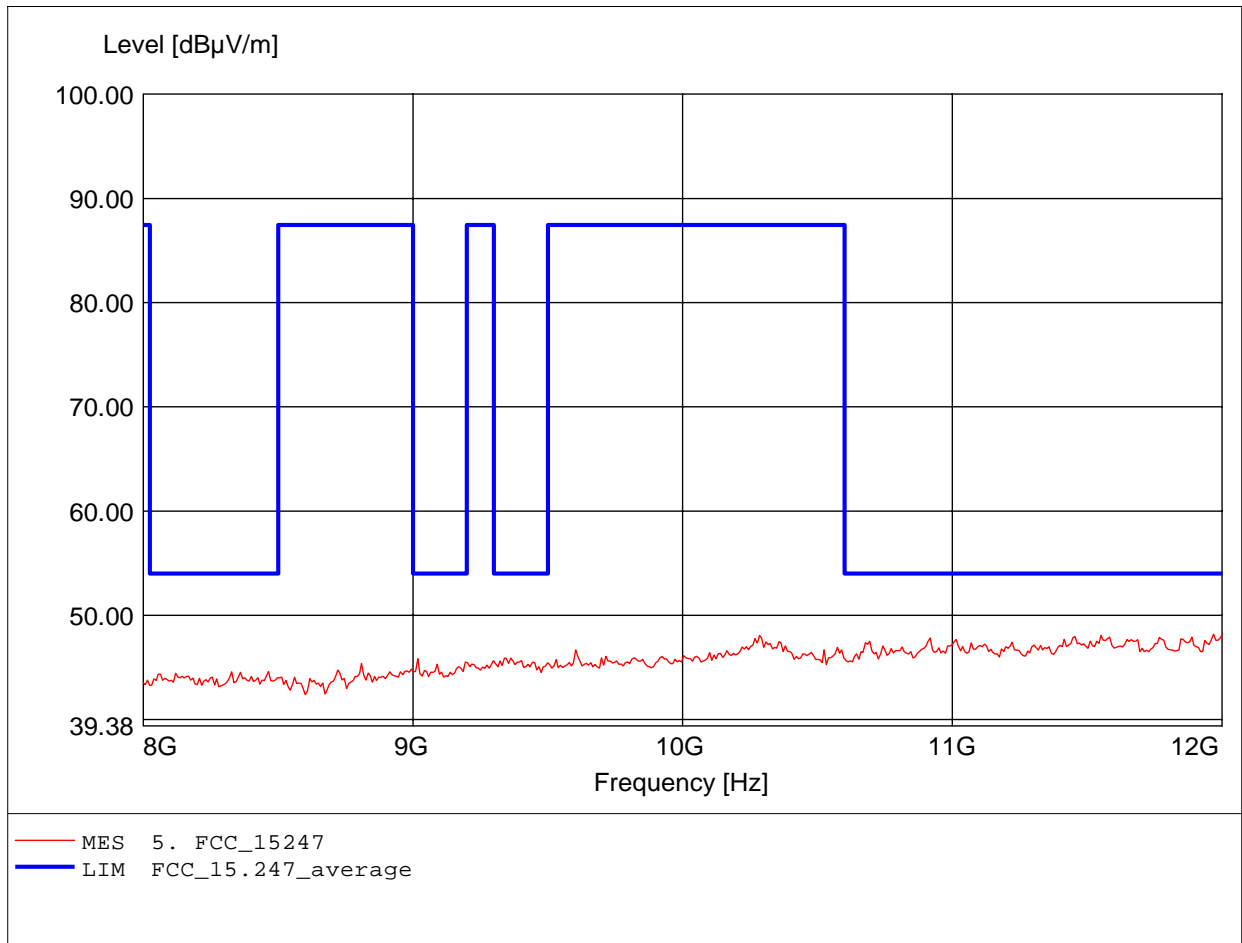
Order Number: W6M20703-7955 802.11b ch11  
Test Site / Operator: ETS / Derek  
Temperature: Temp.: 23.9°C  
Comment 1: according to §15.247, peak detector  
Ant.: HL025, ampl.+HP.  
Freq: 6.565GHz, Emax: 56.85dBμV/m, RBW: 1MHz



# Spurious emissions Field Strength

FCC RULES PART 15, SUBPART C / LP 0002

Order Number: W6M20703-7955 802.11b ch11  
Test Site / Operator: ETS / Derek  
Temperature: Temp.: 23.9°C  
Comment 1: according to §15.247, peak detector  
Ant.: HL025, ampl.+HP.  
Freq: 11.968GHz, Emax: 48.17dBμV/m, RBW: 1MHz

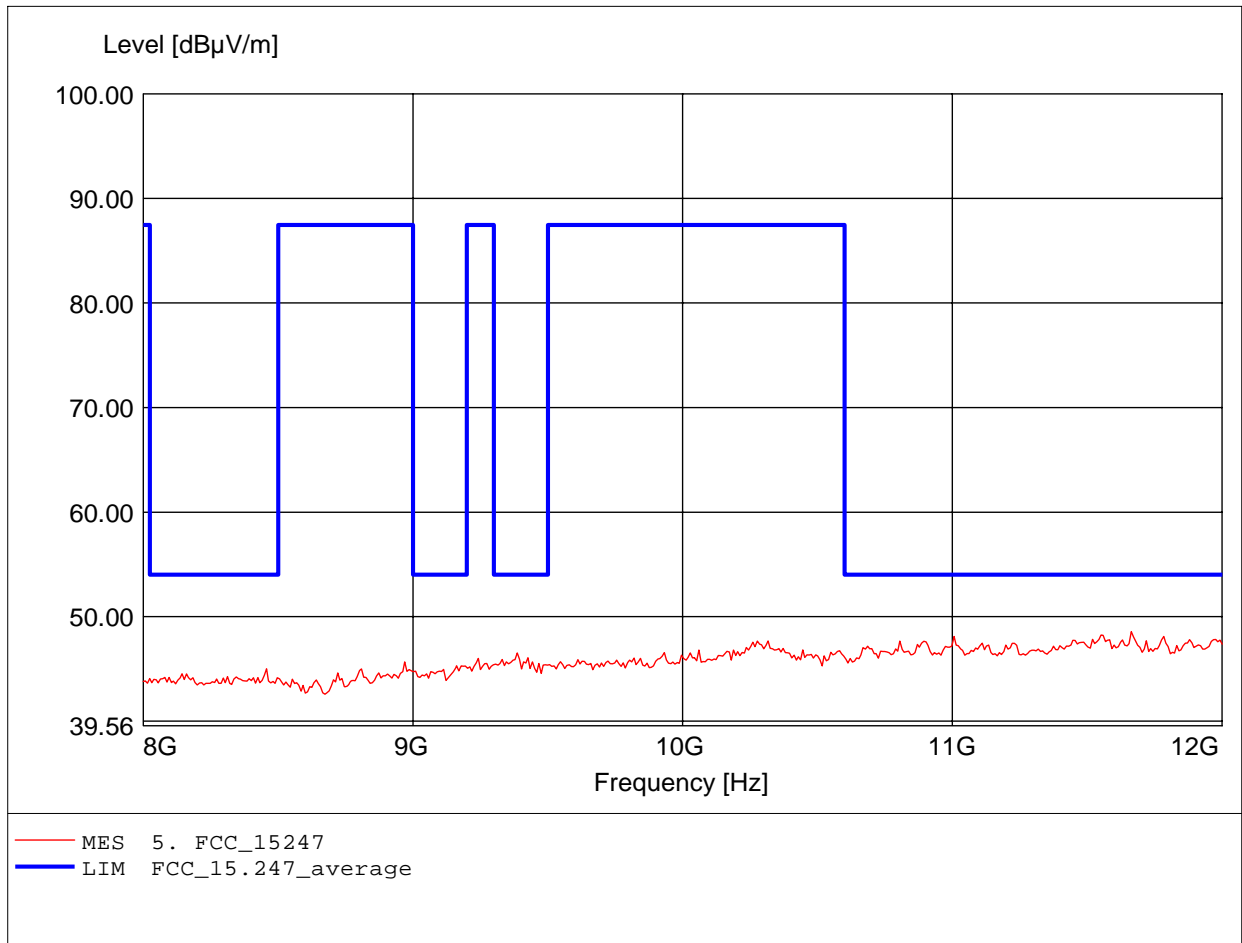




**Spurious emissions Field Strength**

**FCC RULES PART 15, SUBPART C / LP 0002**

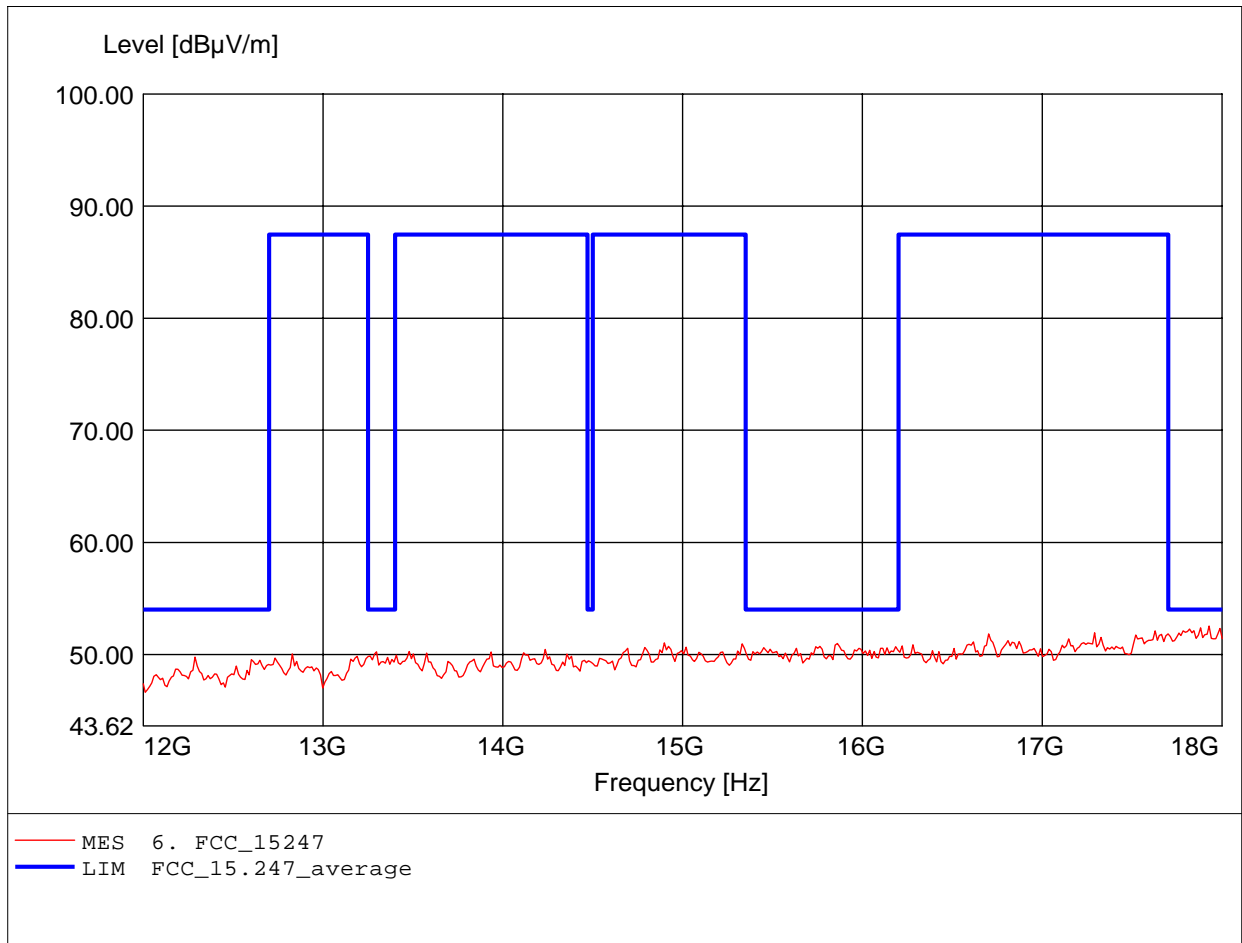
Order Number: W6M20703-7955 802.11b ch11  
Test Site / Operator: ETS / Derek  
Temperature: Temp.: 23.9°C  
Comment 1: according to §15.247, peak detector  
Ant.: HL025, ampl.+HP.  
Freq: 11.663GHz, Emax: 48.57dBµV/m, RBW: 1MHz



# Spurious emissions Field Strength

FCC RULES PART 15, SUBPART C / LP 0002

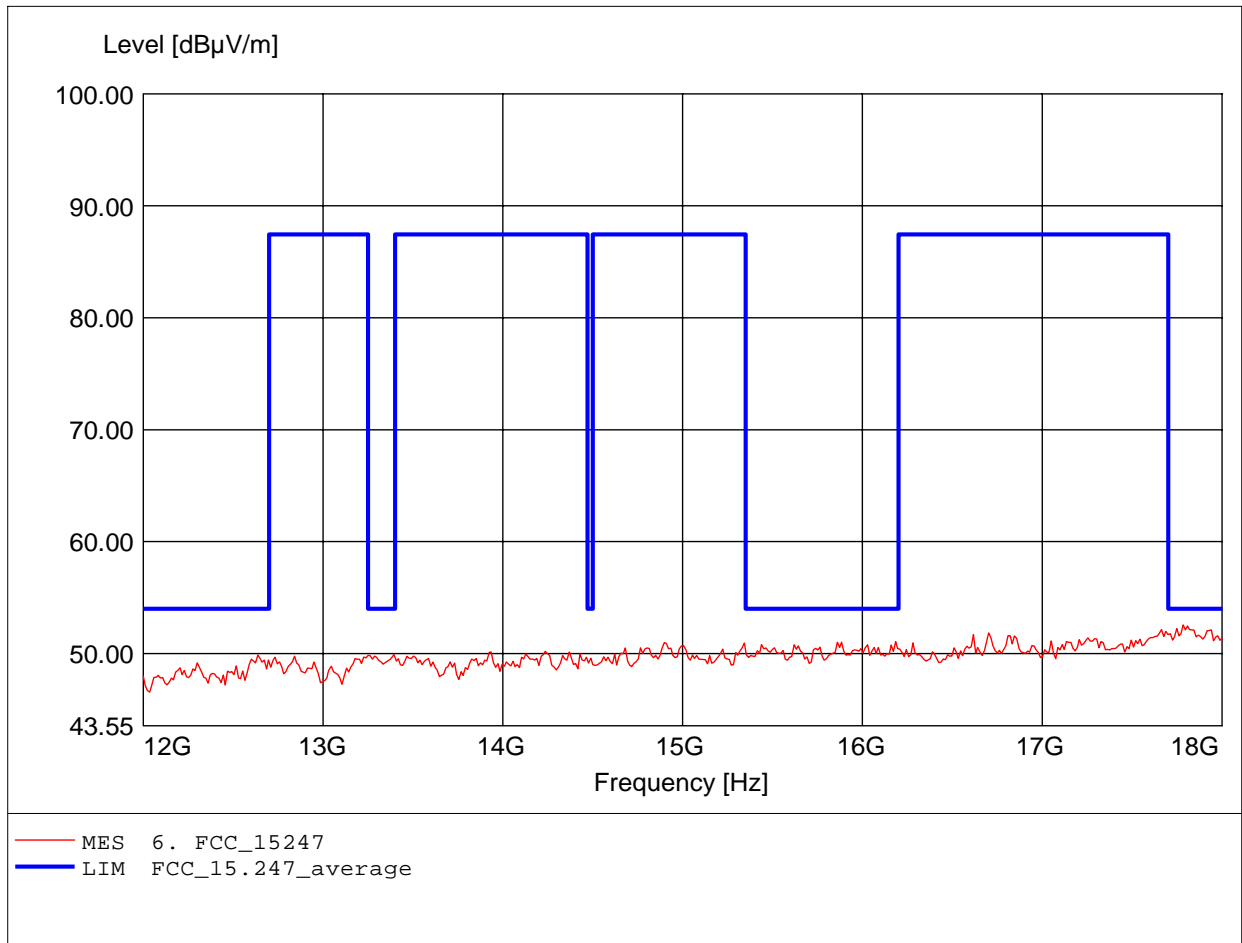
Order Number: W6M20703-7955 802.11b ch11  
Test Site / Operator: ETS / Derek  
Temperature: Temp.: 23.9°C  
Comment 1: according to §15.247, peak detector  
Ant.: HL025, ampl.+HP.  
Freq: 17.928GHz, Emax: 52.53dBµV/m, RBW: 1MHz



# Spurious emissions Field Strength

FCC RULES PART 15, SUBPART C / LP 0002

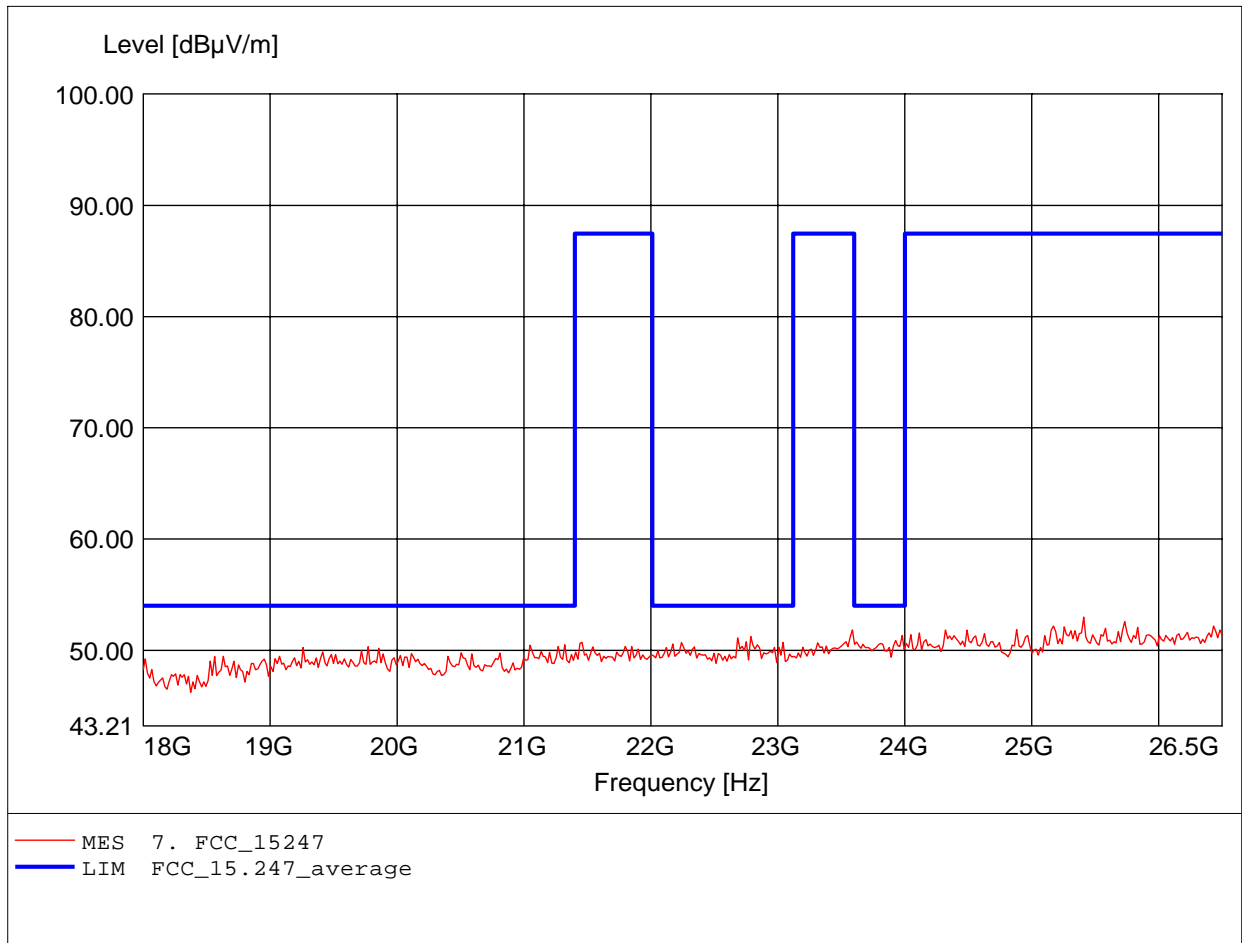
Order Number: W6M20703-7955 802.11b ch11  
Test Site / Operator: ETS / Derek  
Temperature: Temp.: 23.9°C  
Comment 1: according to §15.247, peak detector  
Ant.: HL025, ampl.+HP.  
Freq: 17.784GHz, Emax: 52.57dBμV/m, RBW: 1MHz



# Spurious emissions Field Strength

FCC RULES PART 15, SUBPART C / LP 0002

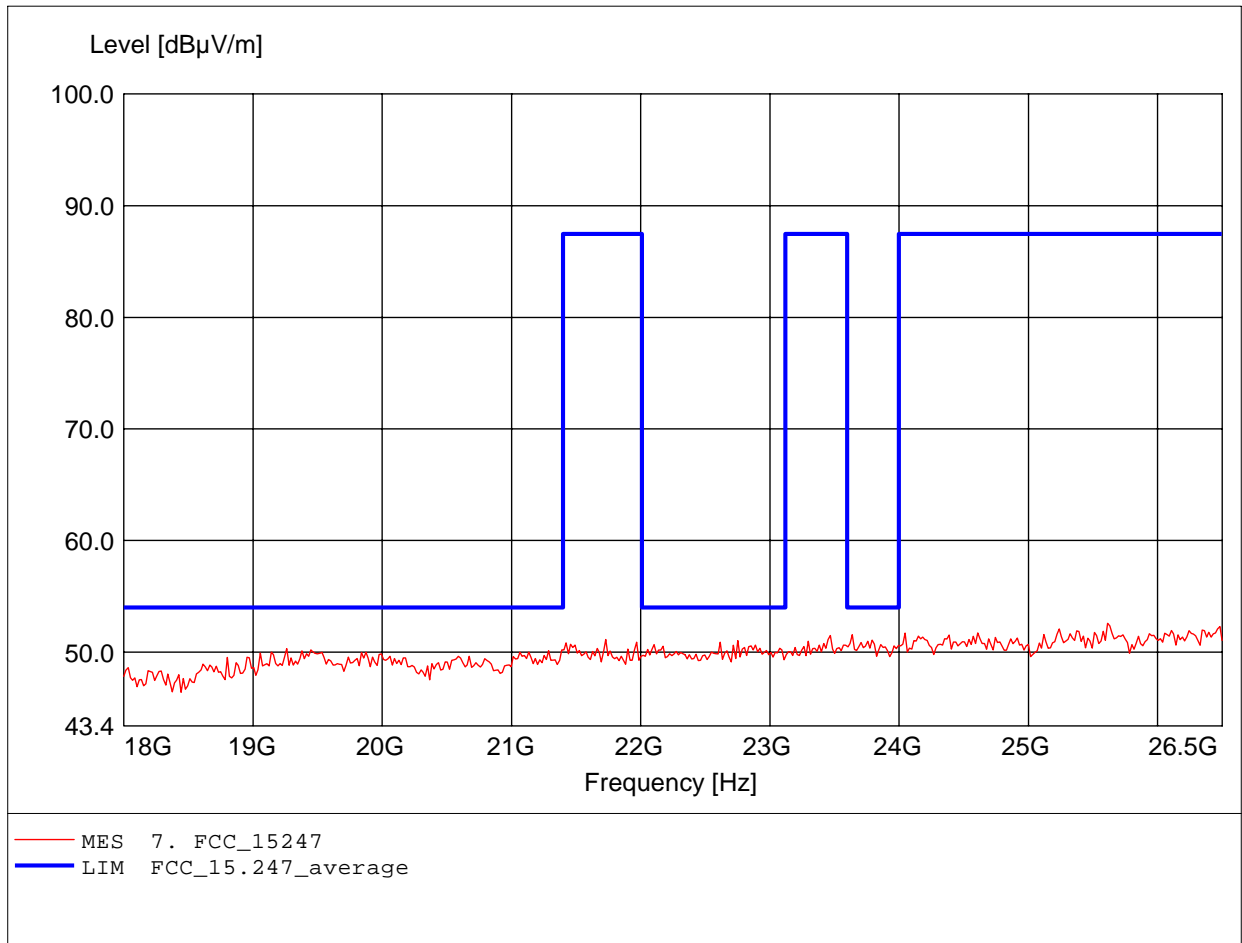
Order Number: W6M20703-7955 802.11b ch11  
Test Site / Operator: ETS / Derek  
Temperature: Temp.: 23.9°C  
Comment 1: according to §15.247, peak detector  
Ant.: HL025, amplif.  
Freq: 25.410GHz, Emax: 52.98dBµV/m, RBW: 1MHz



**Spurious emissions Field Strength**

**FCC RULES PART 15, SUBPART C / LP 0002**

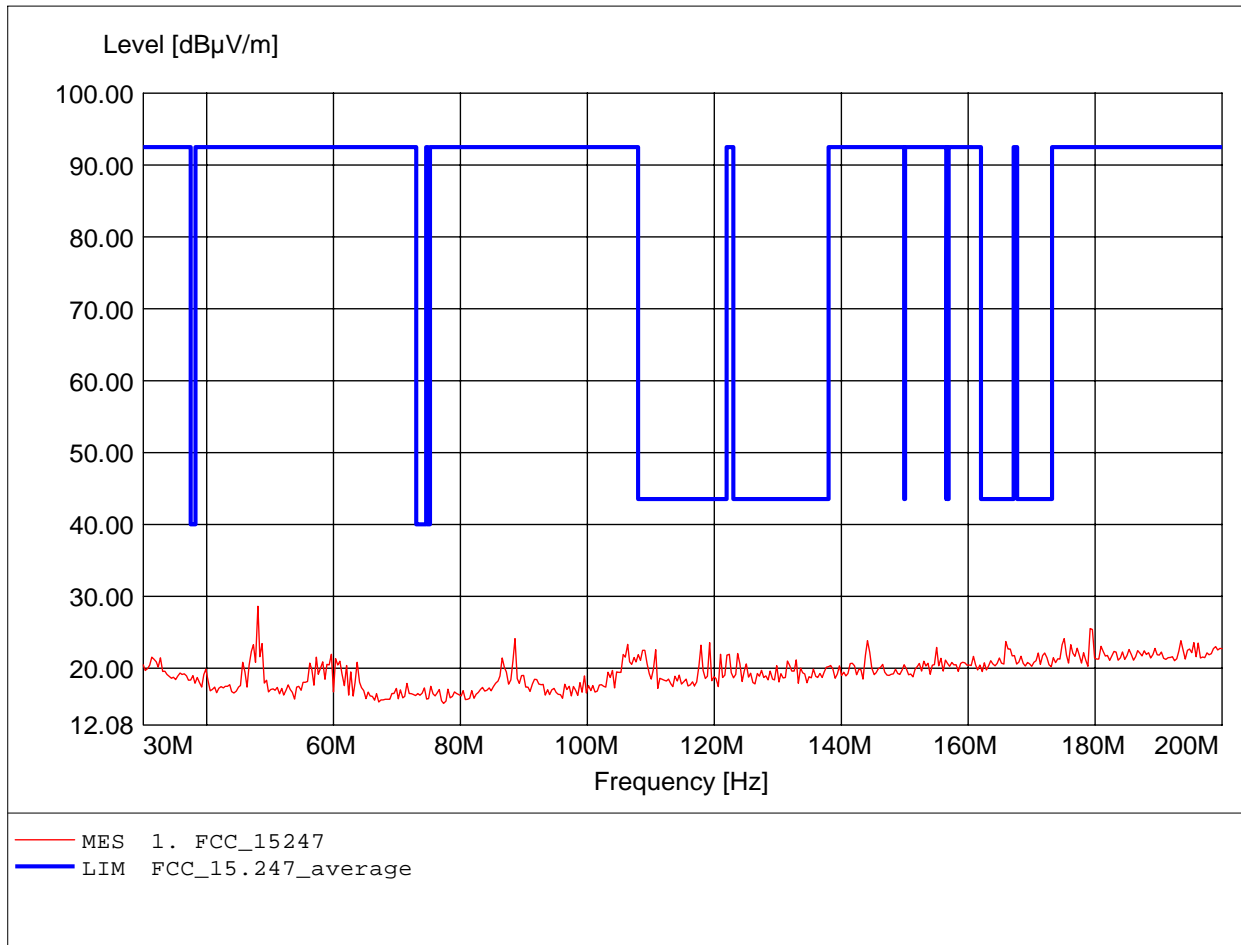
Order Number: W6M20703-7955 802.11b ch11  
Test Site / Operator: ETS / Derek  
Temperature: Temp.: 23.9°C  
Comment 1: according to §15.247, peak detector  
Ant.: HL025, amplif.  
Freq: 25.614GHz, Emax: 52.59dBμV/m, RBW: 1MHz



# Spurious emissions Field Strength

FCC RULES PART 15, SUBPART C / LP 0002

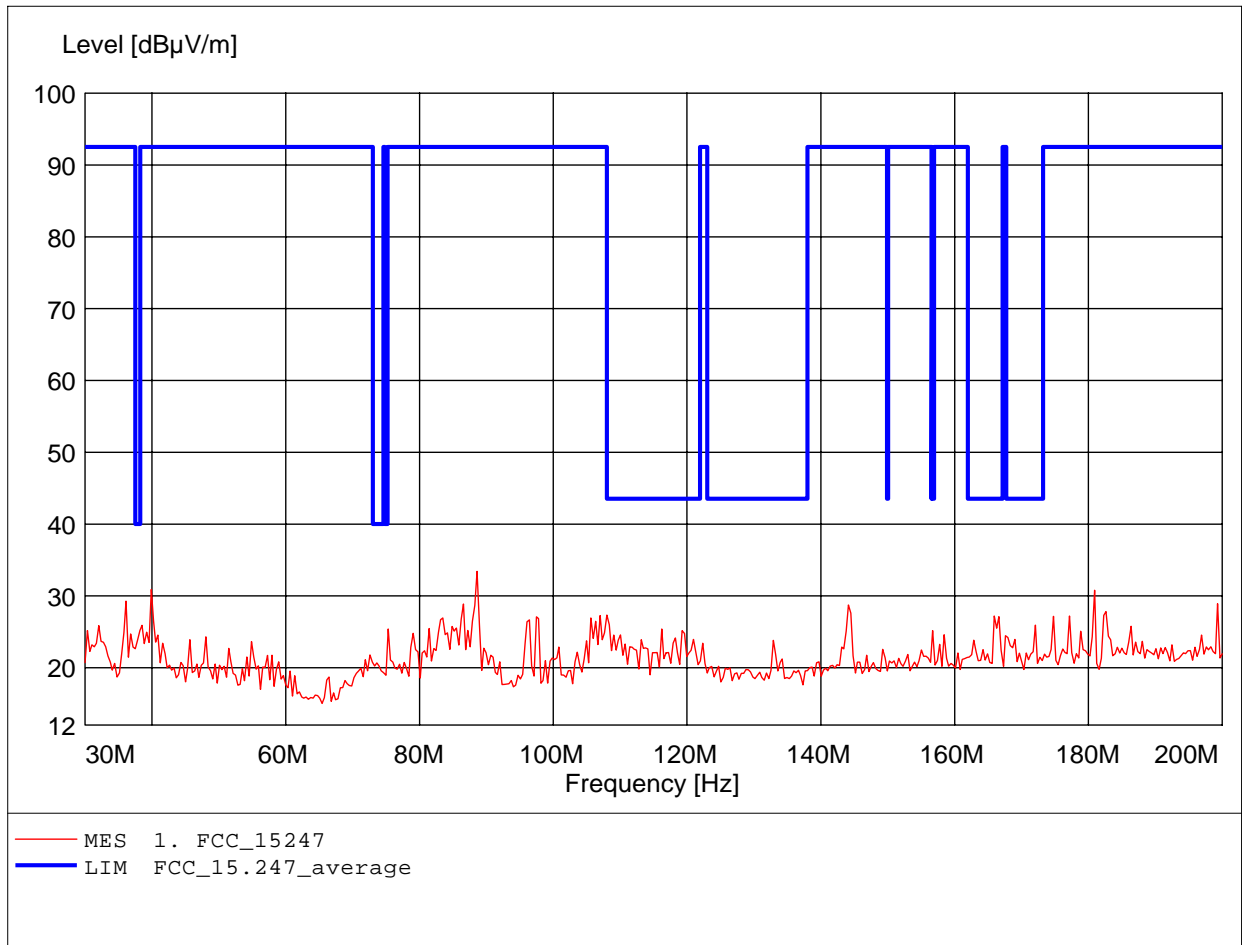
Order Number: W6M20703-7955 802.11g ch1  
Test Site / Operator: ETS / Derek  
Temperature: Temp.: 23.9°C  
Comment 1: according to §15.247  
Ant.: HK 116  
Freq: 48.056MHz, Emax: 28.62dBμV/m, RBW: 100kHz



# Spurious emissions Field Strength

FCC RULES PART 15, SUBPART C / LP 0002

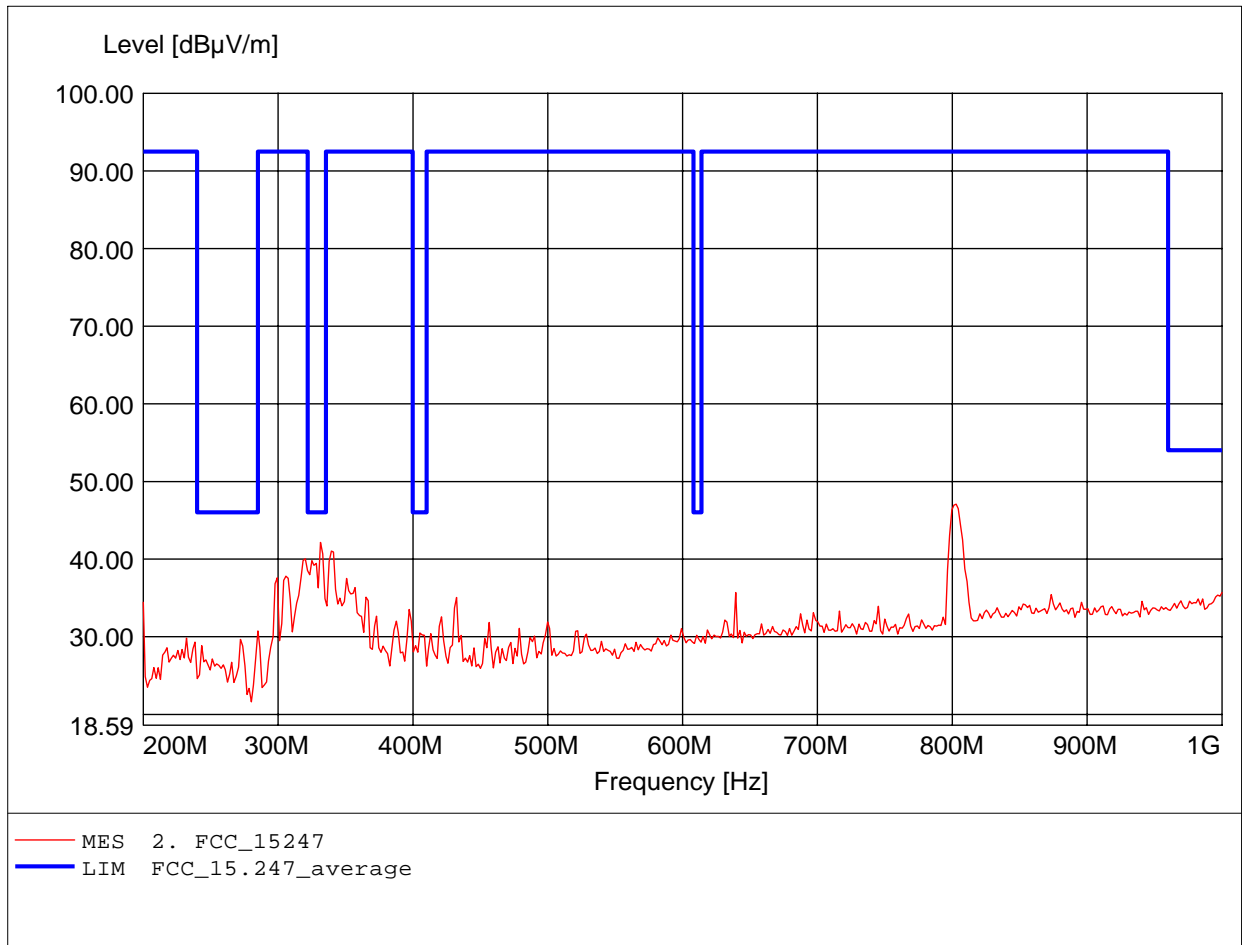
Order Number: W6M20703-7955 802.11g ch1  
Test Site / Operator: ETS / Derek  
Temperature: Temp.: 23.9°C  
Comment 1: according to §15.247  
Ant.: HK 116  
Freq: 88.597MHz, Emax: 33.41dBµV/m, RBW: 100kHz



**Spurious emissions Field Strength**

**FCC RULES PART 15, SUBPART C / LP 0002**

Order Number: W6M20703-7955 802.11g ch1  
Test Site / Operator: ETS / Derek  
Temperature: Temp.: 23.9°C  
Comment 1: according to §15.247  
Ant.: HL 223,  
Freq: 802.806MHz, Emax: 47.08dBμV/m, RBW: 100kHz

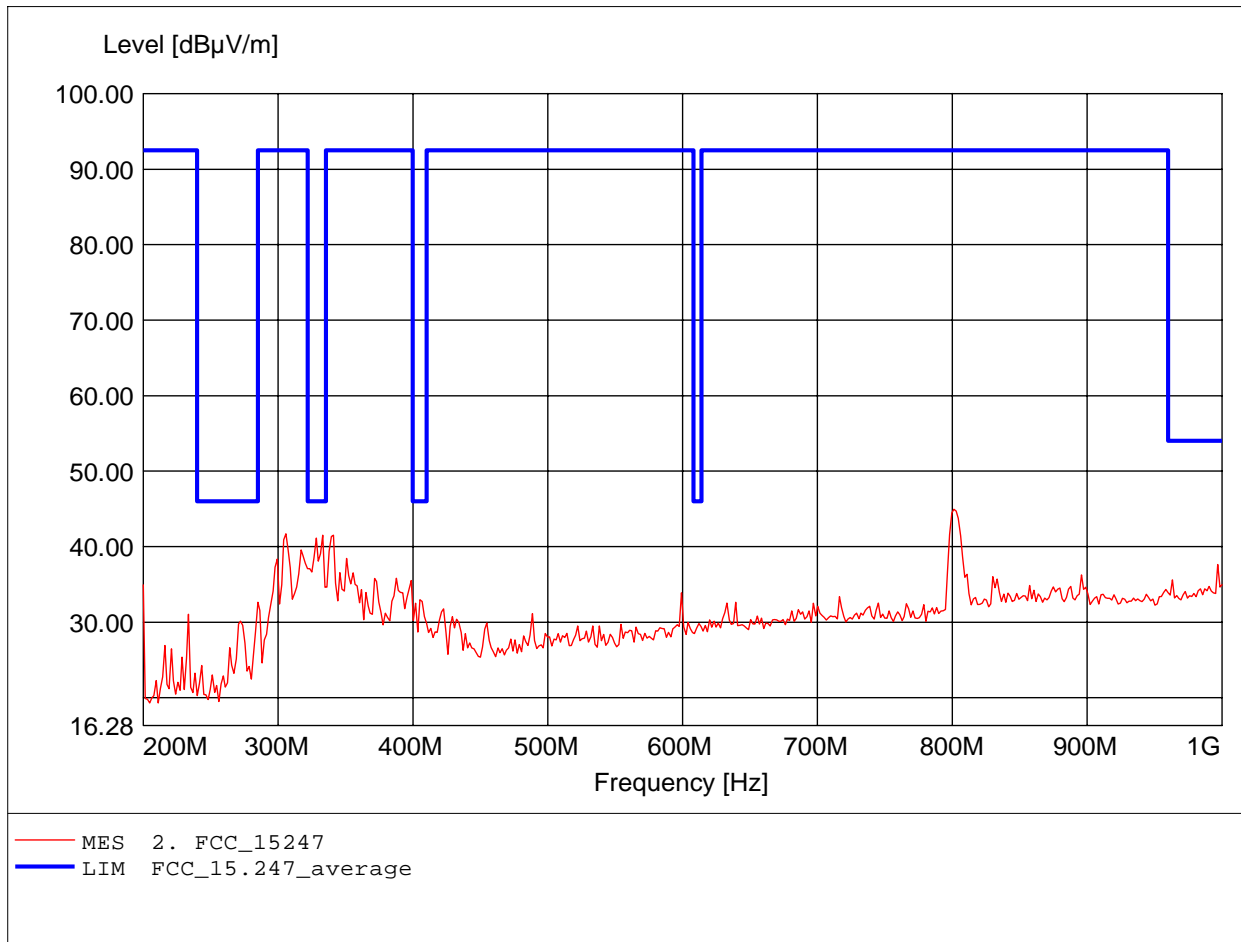




# Spurious emissions Field Strength

FCC RULES PART 15, SUBPART C / LP 0002

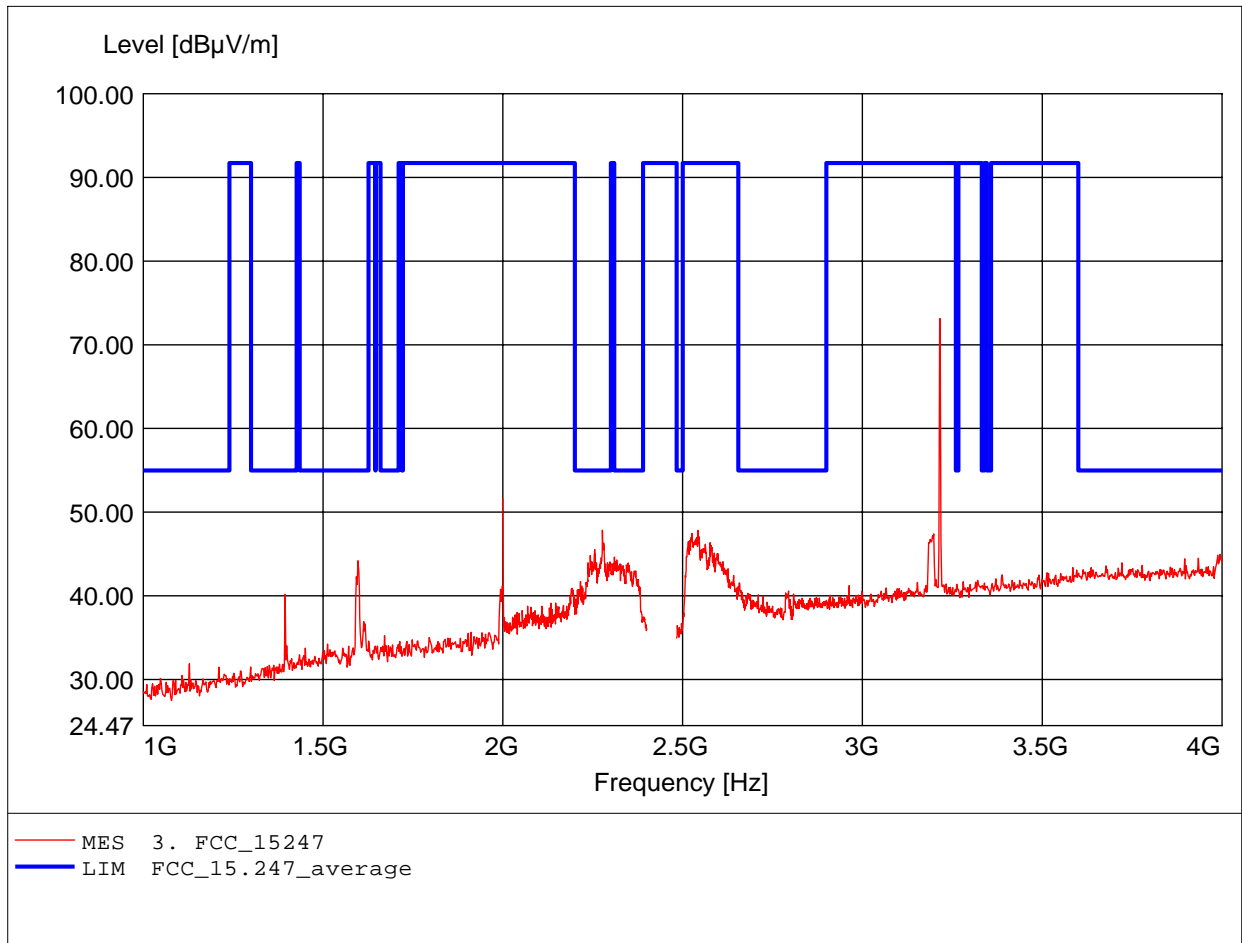
Order Number: W6M20703-7955 802.11g ch1  
Test Site / Operator: ETS / Derek  
Temperature: Temp.: 23.9°C  
Comment 1: according to §15.247  
Ant.: HL 223,  
Freq: 801.202MHz, Emax: 44.97dBμV/m, RBW: 100kHz



# Spurious emissions Field Strength

FCC RULES PART 15, SUBPART C / LP 0002

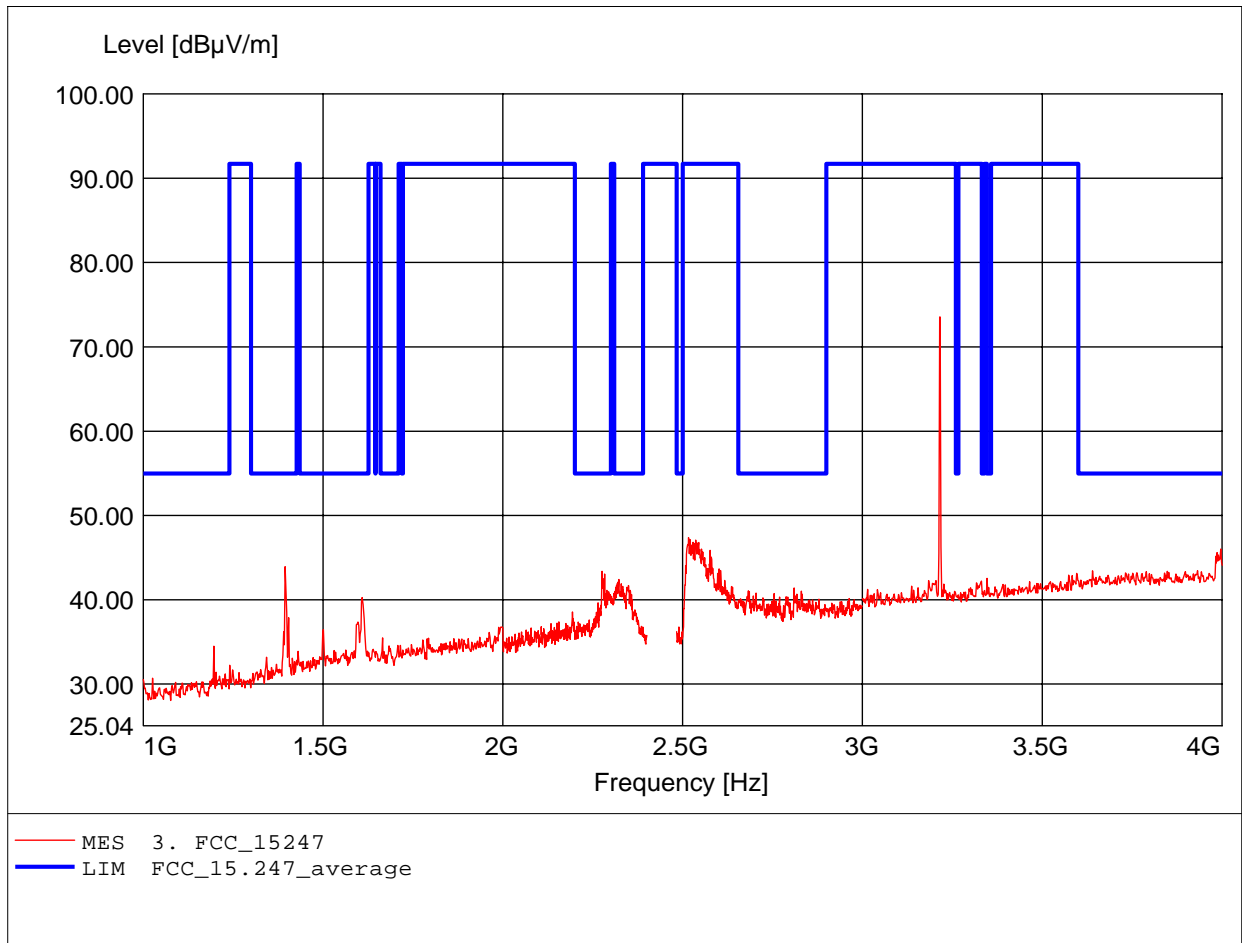
Order Number: W6M20703-7955 802.11g ch1  
Test Site / Operator: ETS / Derek  
Temperature: Temp.: 23.9°C  
Comment 1: according to §15.247 / LP 0002, peak detector  
Ant.: HL025, amplif.  
Freq: 3.216GHz, Emax: 73.13dBµV/m, RBW: 1MHz



# Spurious emissions Field Strength

FCC RULES PART 15, SUBPART C / LP 0002

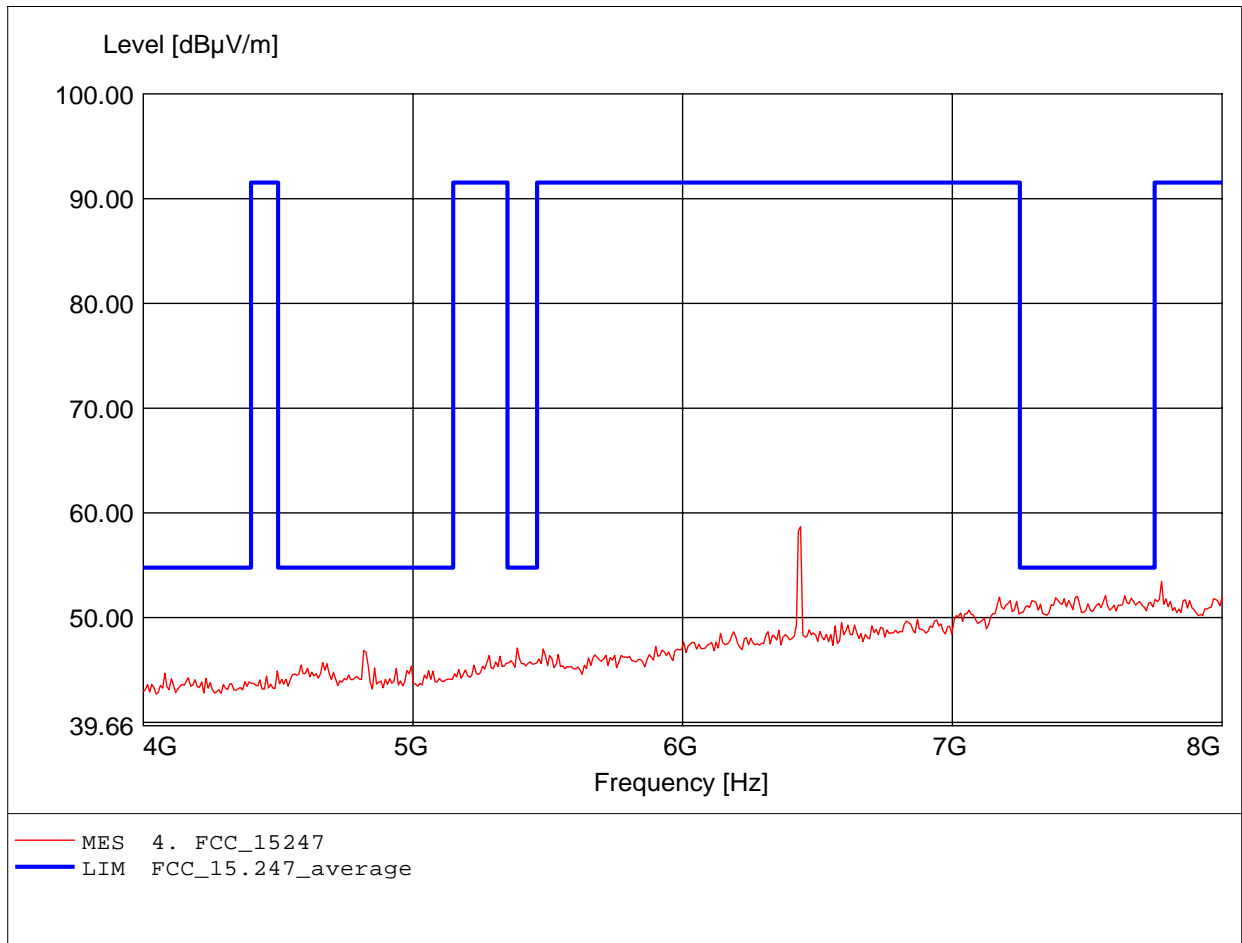
Order Number: W6M20703-7955 802.11g ch1  
Test Site / Operator: ETS / Derek  
Temperature: Temp.: 23.9°C  
Comment 1: according to §15.247 / LP 0002, peak detector  
Ant.: HL025, amplif.  
Freq: 3.214GHz, Emax: 73.53dBµV/m, RBW: 1MHz



# Spurious emissions Field Strength

FCC RULES PART 15, SUBPART C / LP 0002

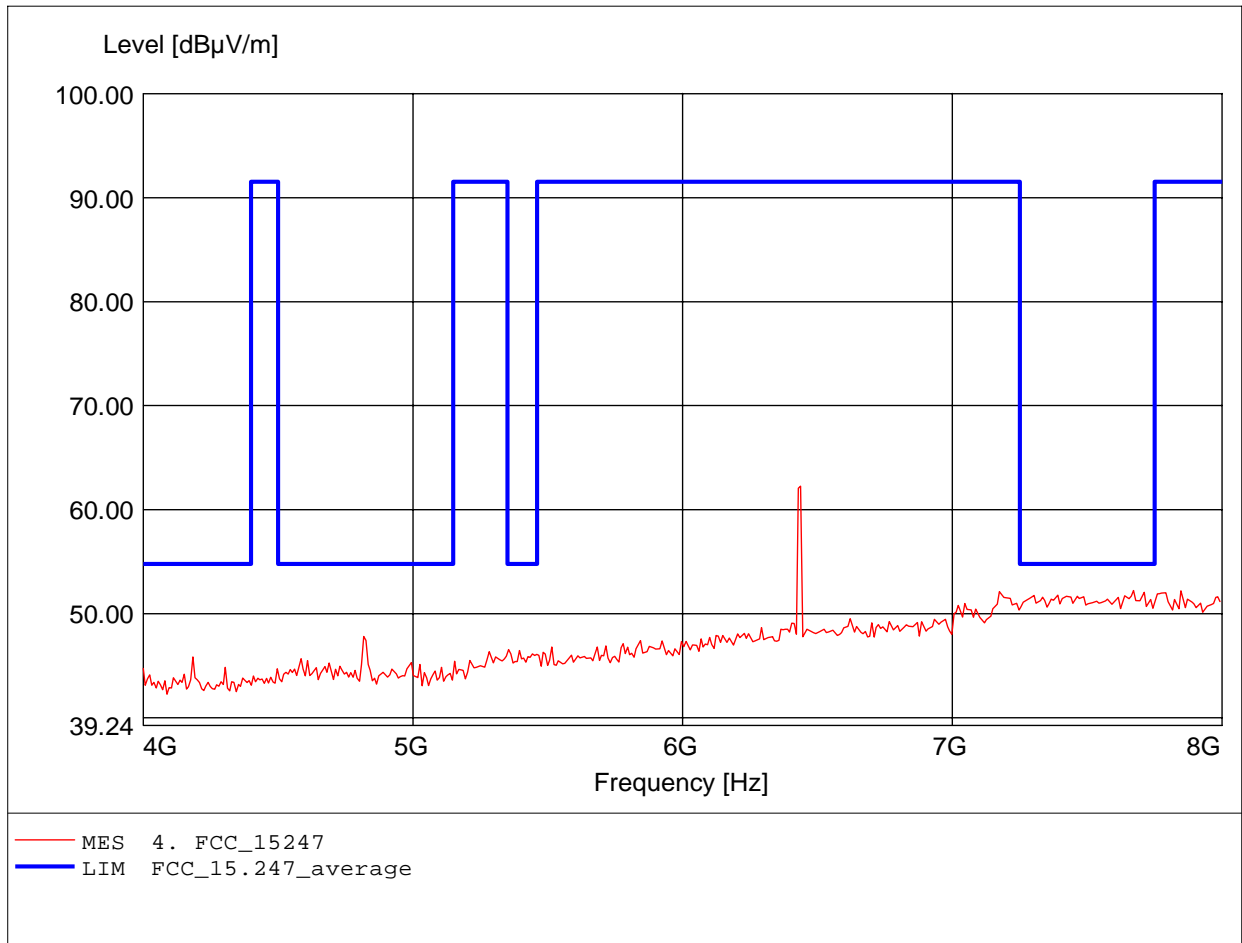
Order Number: W6M20703-7955 802.11g ch1  
Test Site / Operator: ETS / Derek  
Temperature: Temp.: 23.9°C  
Comment 1: according to §15.247, peak detector  
Ant.: HL025, ampl.+HP.  
Freq: 6.437GHz, Emax: 58.68dBμV/m, RBW: 1MHz



# Spurious emissions Field Strength

FCC RULES PART 15, SUBPART C / LP 0002

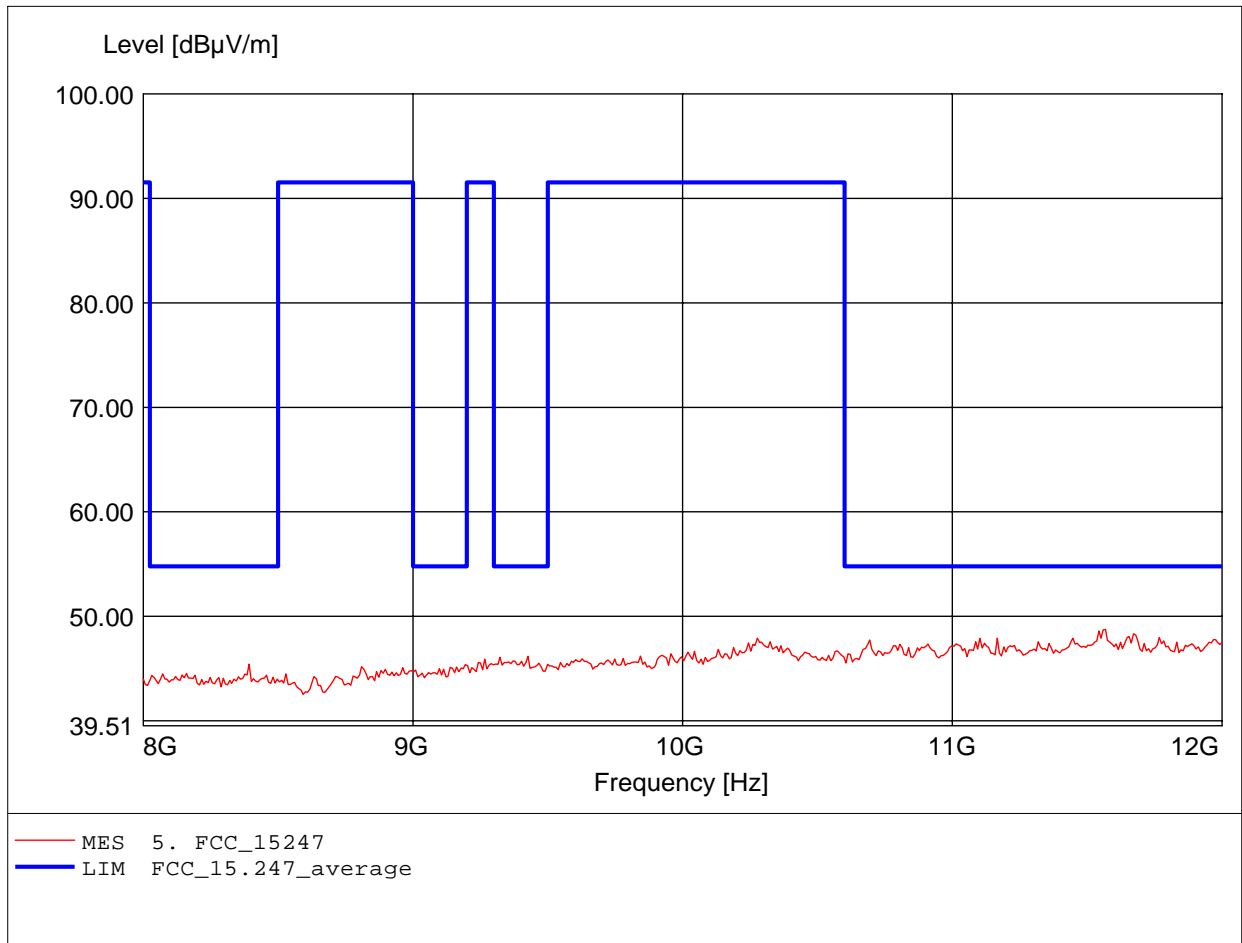
Order Number: W6M20703-7955 802.11g ch1  
Test Site / Operator: ETS / Derek  
Temperature: Temp.: 23.9°C  
Comment 1: according to §15.247, peak detector  
Ant.: HL025, ampl.+HP.  
Freq: 6.437GHz, Emax: 62.26dBμV/m, RBW: 1MHz



# Spurious emissions Field Strength

FCC RULES PART 15, SUBPART C / LP 0002

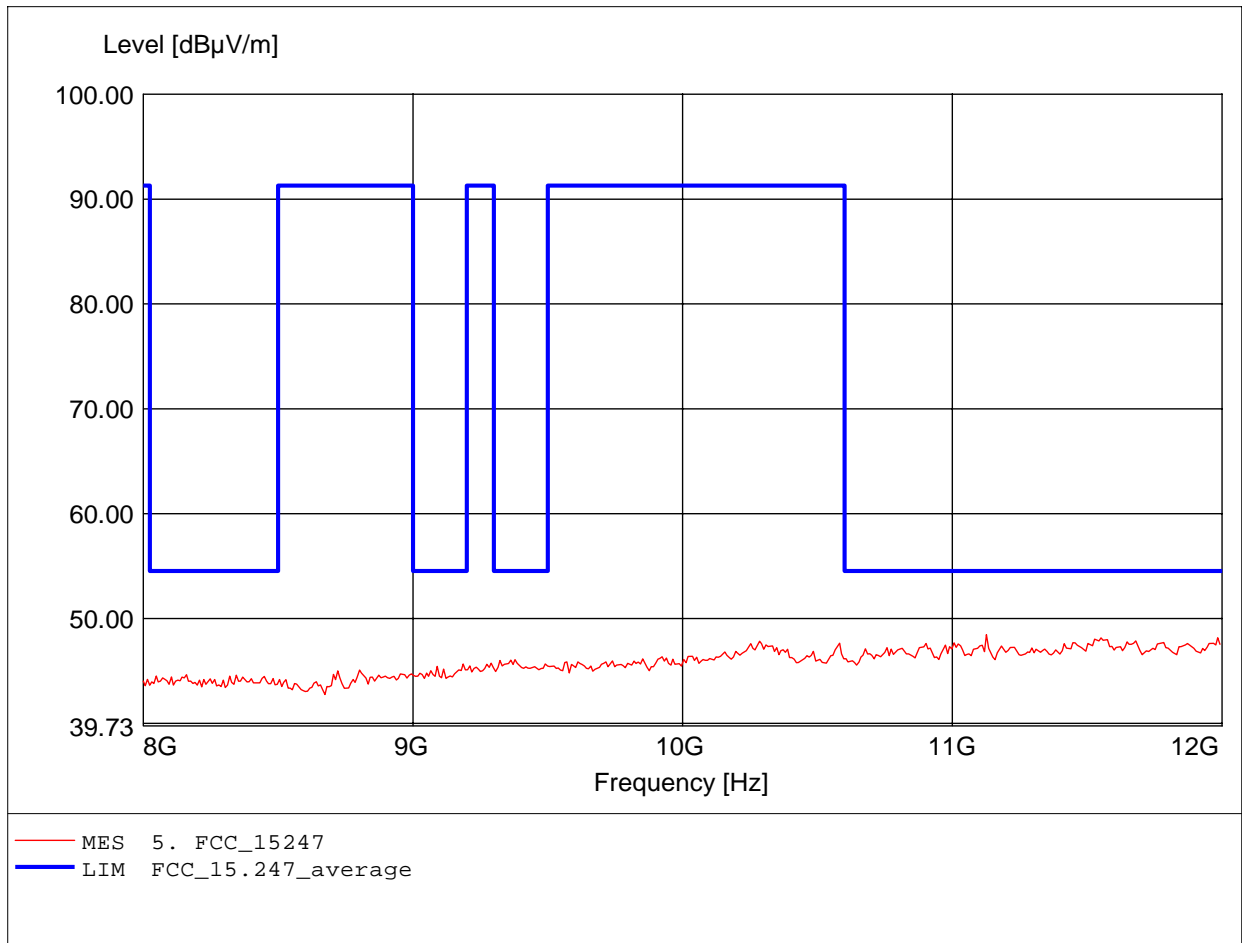
Order Number: W6M20703-7955 802.11g ch1  
Test Site / Operator: ETS / Derek  
Temperature: Temp.: 23.9°C  
Comment 1: according to §15.247, peak detector  
Ant.: HL025, ampl.+HP.  
Freq: 11.567GHz, Emax: 48.75dBμV/m, RBW: 1MHz



# Spurious emissions Field Strength

FCC RULES PART 15, SUBPART C / LP 0002

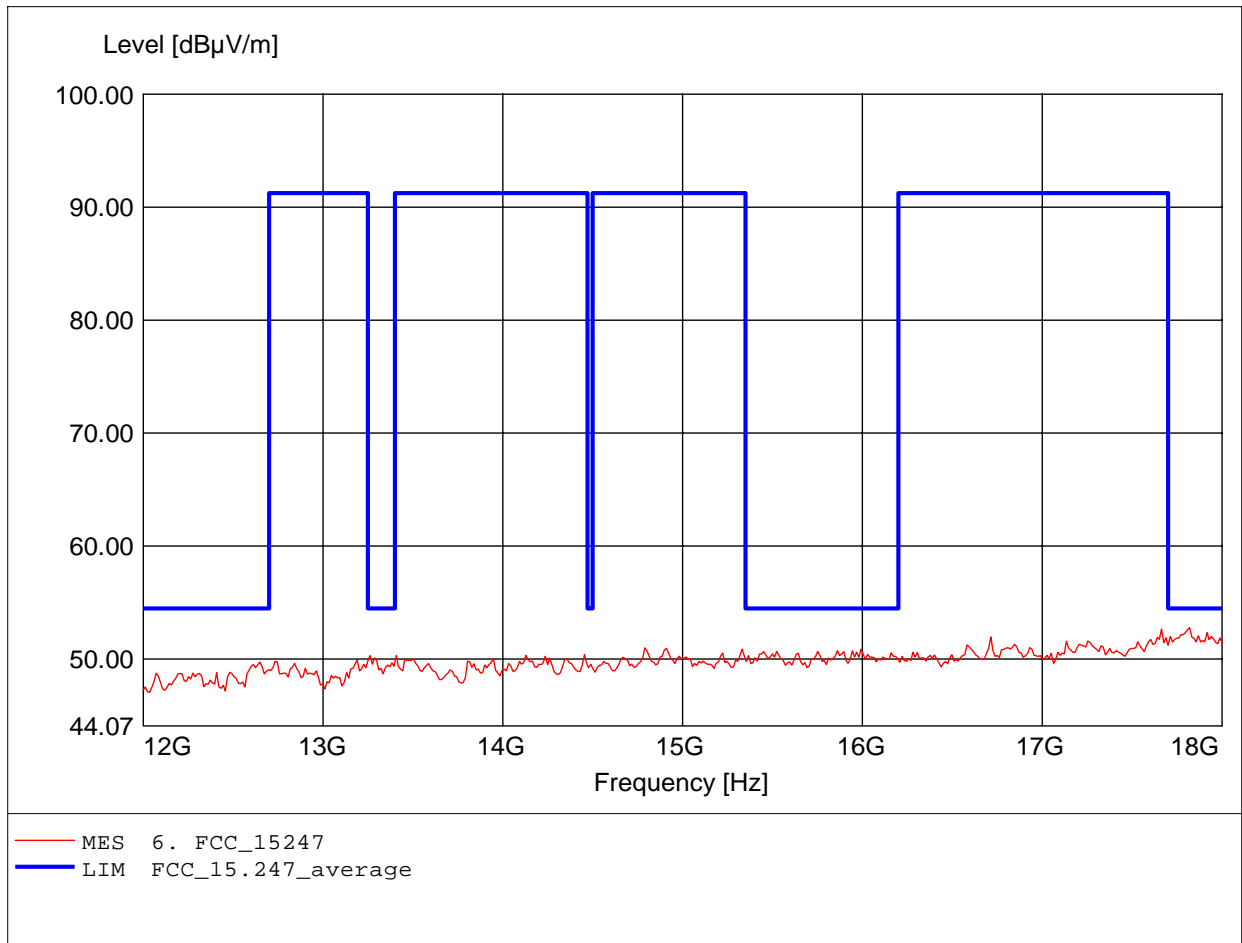
Order Number: W6M20703-7955 802.11g ch1  
Test Site / Operator: ETS / Derek  
Temperature: Temp.: 23.9°C  
Comment 1: according to §15.247, peak detector  
Ant.: HL025, ampl.+HP.  
Freq: 11.126GHz, Emax: 48.45dBµV/m, RBW: 1MHz



**Spurious emissions Field Strength**

**FCC RULES PART 15, SUBPART C / LP 0002**

Order Number: W6M20703-7955 802.11g ch1  
Test Site / Operator: ETS / Derek  
Temperature: Temp.: 23.9°C  
Comment 1: according to §15.247, peak detector  
Ant.: HL025, ampl.+HP.  
Freq: 17.820GHz, Emax: 52.80dBµV/m, RBW: 1MHz

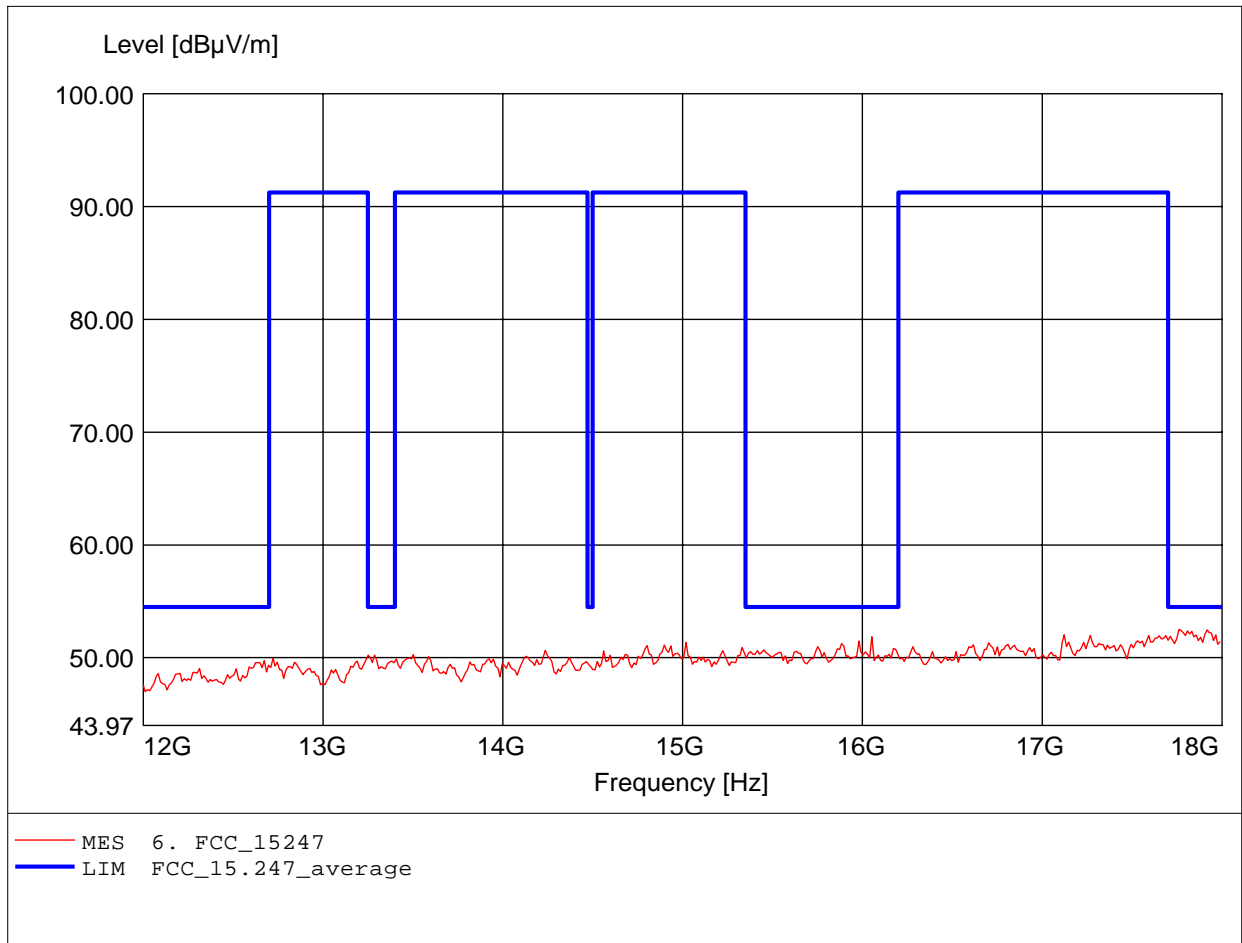




**Spurious emissions Field Strength**

**FCC RULES PART 15, SUBPART C / LP 0002**

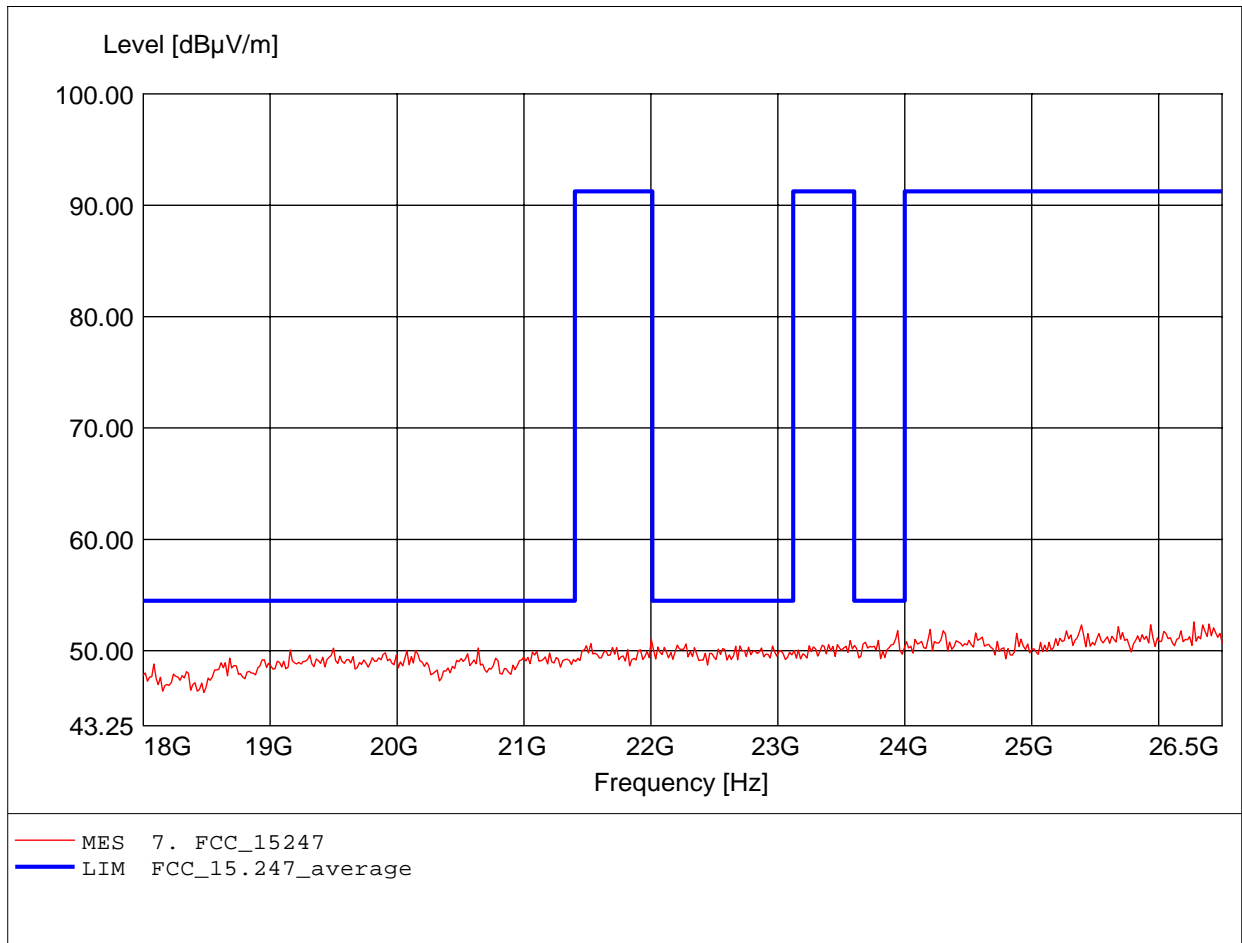
Order Number: W6M20703-7955 802.11g ch1  
Test Site / Operator: ETS / Derek  
Temperature: Temp.: 23.9°C  
Comment 1: according to §15.247, peak detector  
Ant.: HL025, ampl.+HP.  
Freq: 17.760GHz, Emax: 52.50dBµV/m, RBW: 1MHz



**Spurious emissions Field Strength**

**FCC RULES PART 15, SUBPART C / LP 0002**

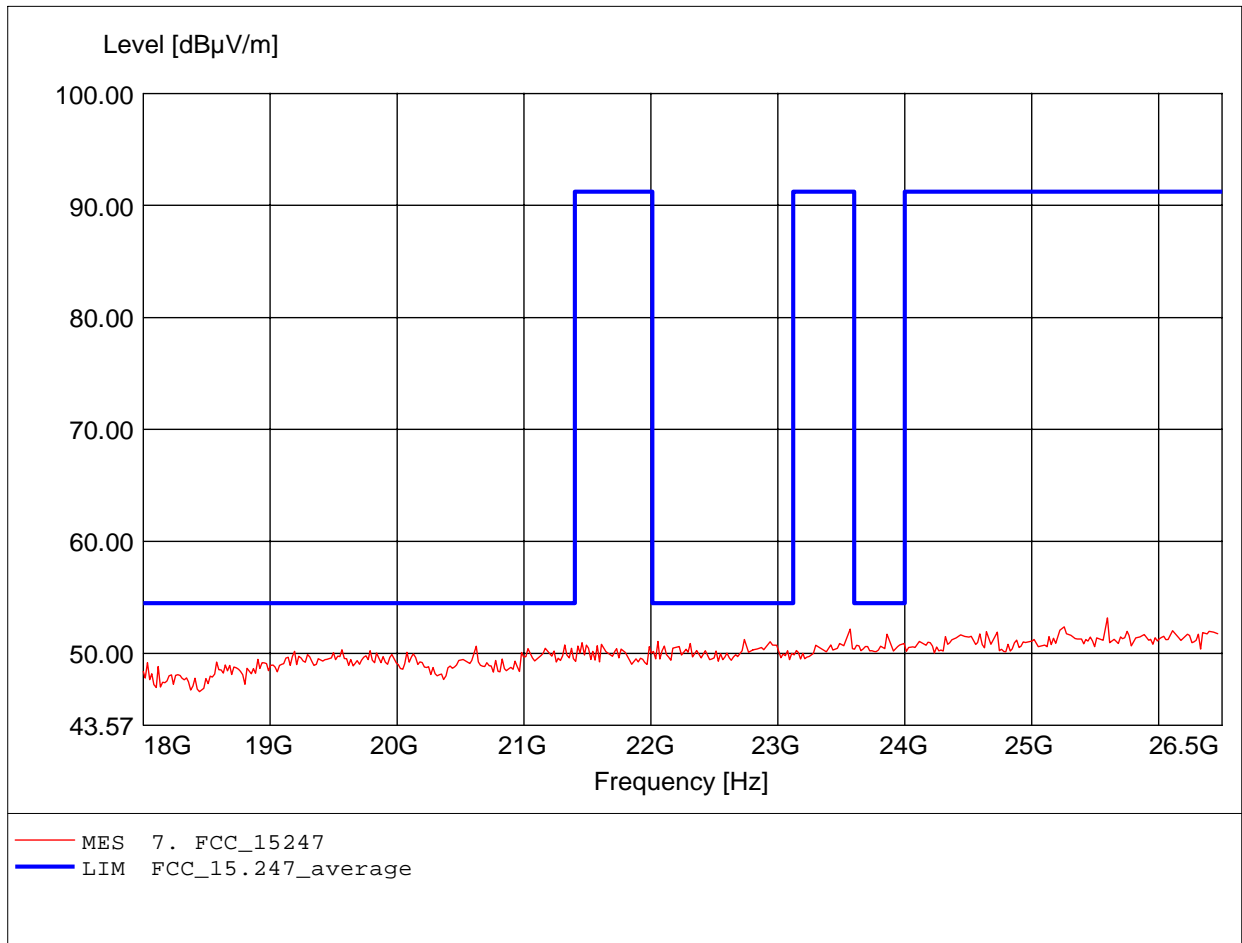
Order Number: W6M20703-7955 802.11g chl  
Test Site / Operator: ETS / Derek  
Temperature: Temp.: 23.9°C  
Comment 1: according to §15.247, peak detector  
Ant.: HL025, amplif.  
Freq: 26.279GHz, Emax: 52.60dBµV/m, RBW: 1MHz



# Spurious emissions Field Strength

FCC RULES PART 15, SUBPART C / LP 0002

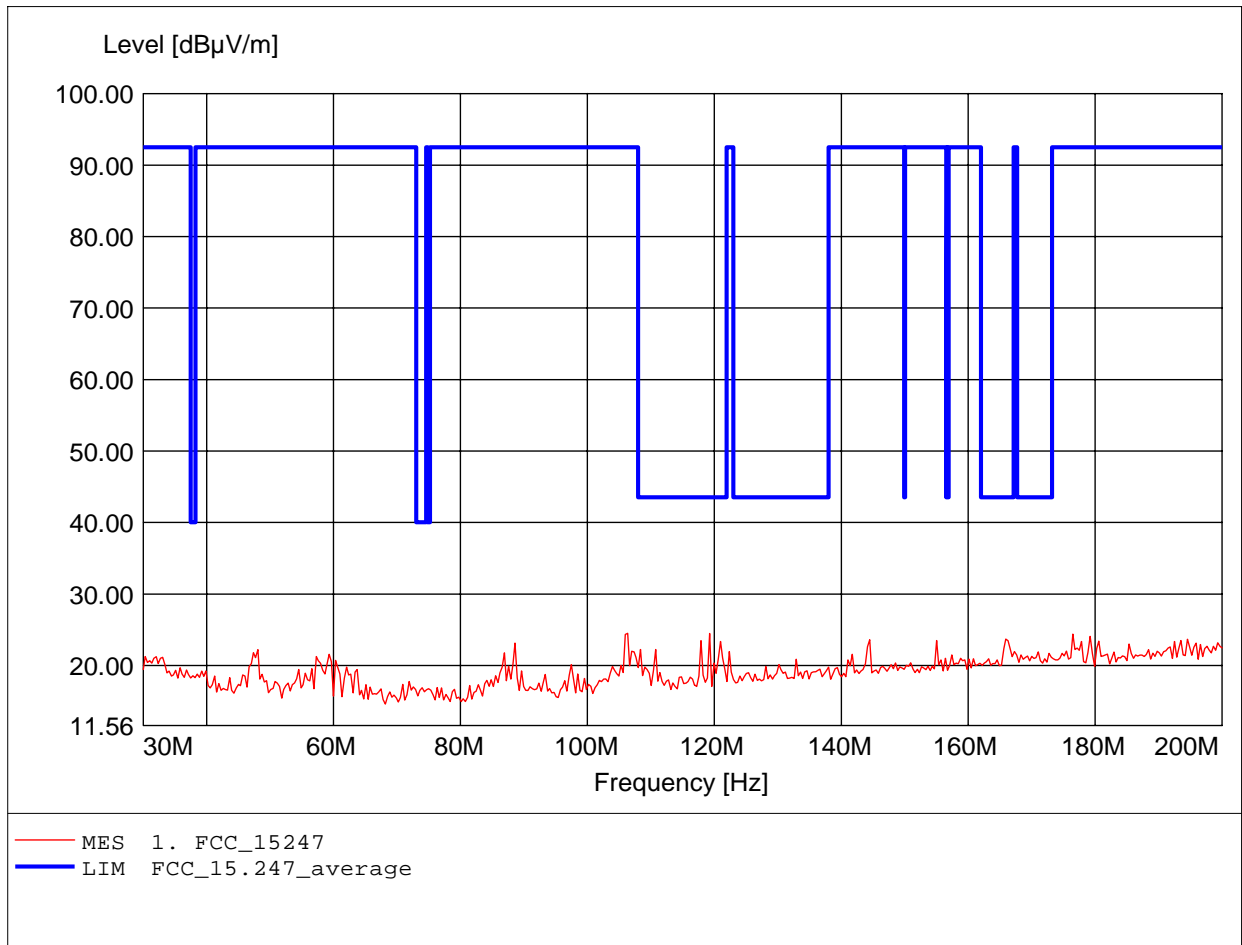
Order Number: W6M20703-7955 802.11g ch1  
Test Site / Operator: ETS / Derek  
Temperature: Temp.: 23.9°C  
Comment 1: according to §15.247, peak detector  
Ant.: HL025, amplif.  
Freq: 25.597GHz, Emax: 53.18dBµV/m, RBW: 1MHz



# Spurious emissions Field Strength

FCC RULES PART 15, SUBPART C / LP 0002

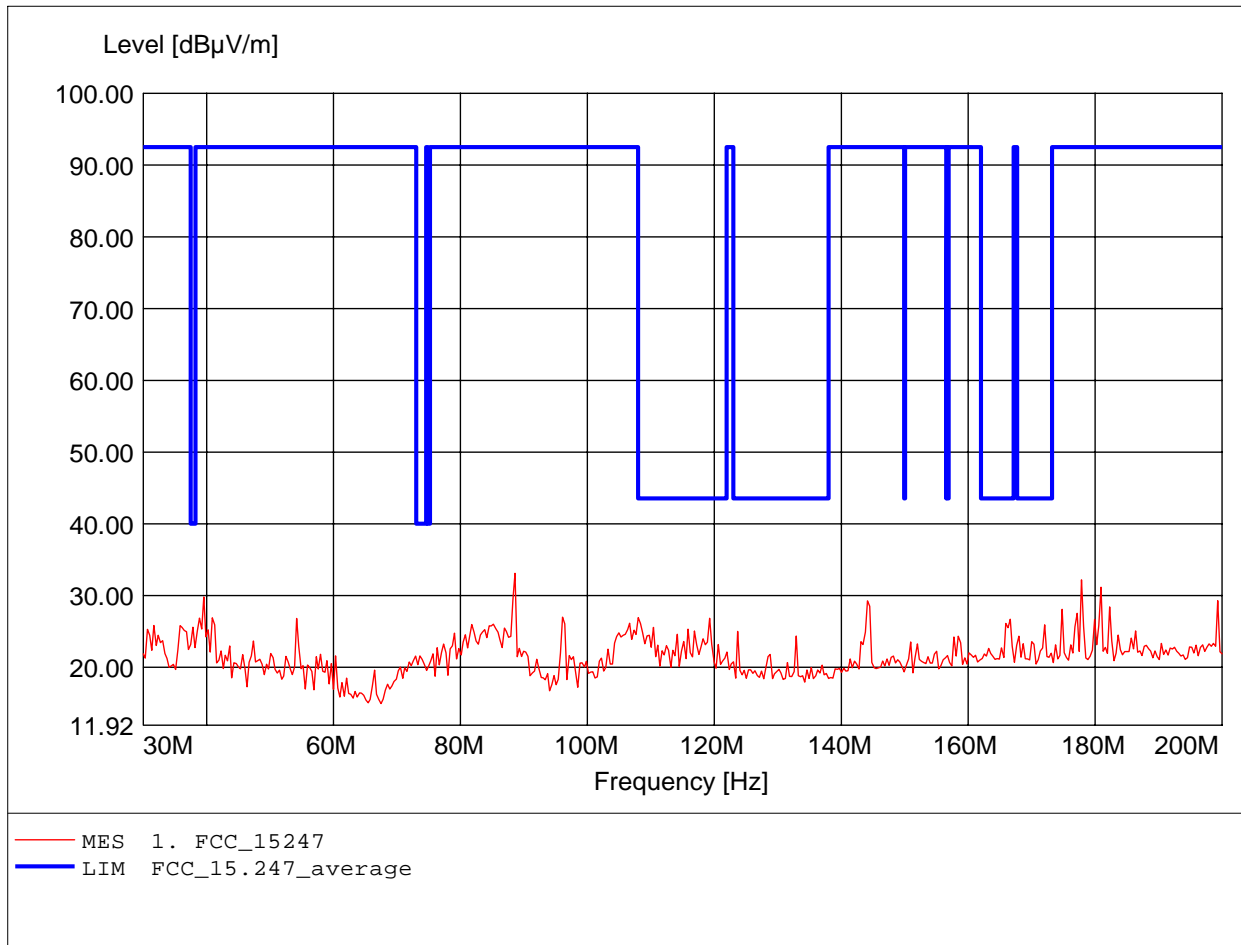
Order Number: W6M20703-7955 802.11g ch6  
Test Site / Operator: ETS / Derek  
Temperature: Temp.: 23.9°C  
Comment 1: according to §15.247  
Ant.: HK 116  
Freq: 106.313MHz, Emax: 24.50dBµV/m, RBW: 100kHz



# Spurious emissions Field Strength

FCC RULES PART 15, SUBPART C / LP 0002

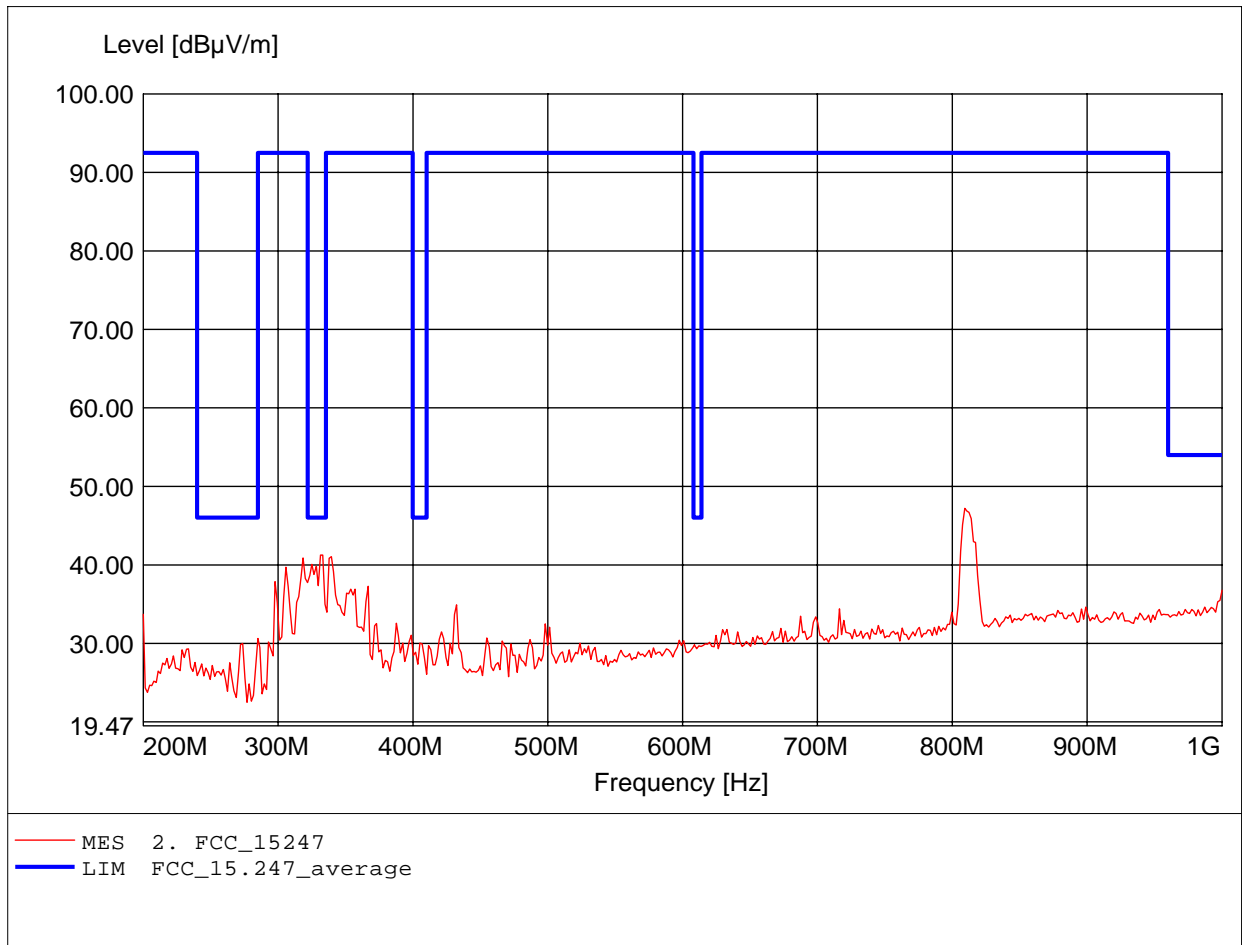
Order Number: W6M20703-7955 802.11g ch6  
Test Site / Operator: ETS / Derek  
Temperature: Temp.: 23.9°C  
Comment 1: according to §15.247  
Ant.: HK 116  
Freq: 88.597MHz, Emax: 33.11dBµV/m, RBW: 100kHz



**Spurious emissions Field Strength**

**FCC RULES PART 15, SUBPART C / LP 0002**

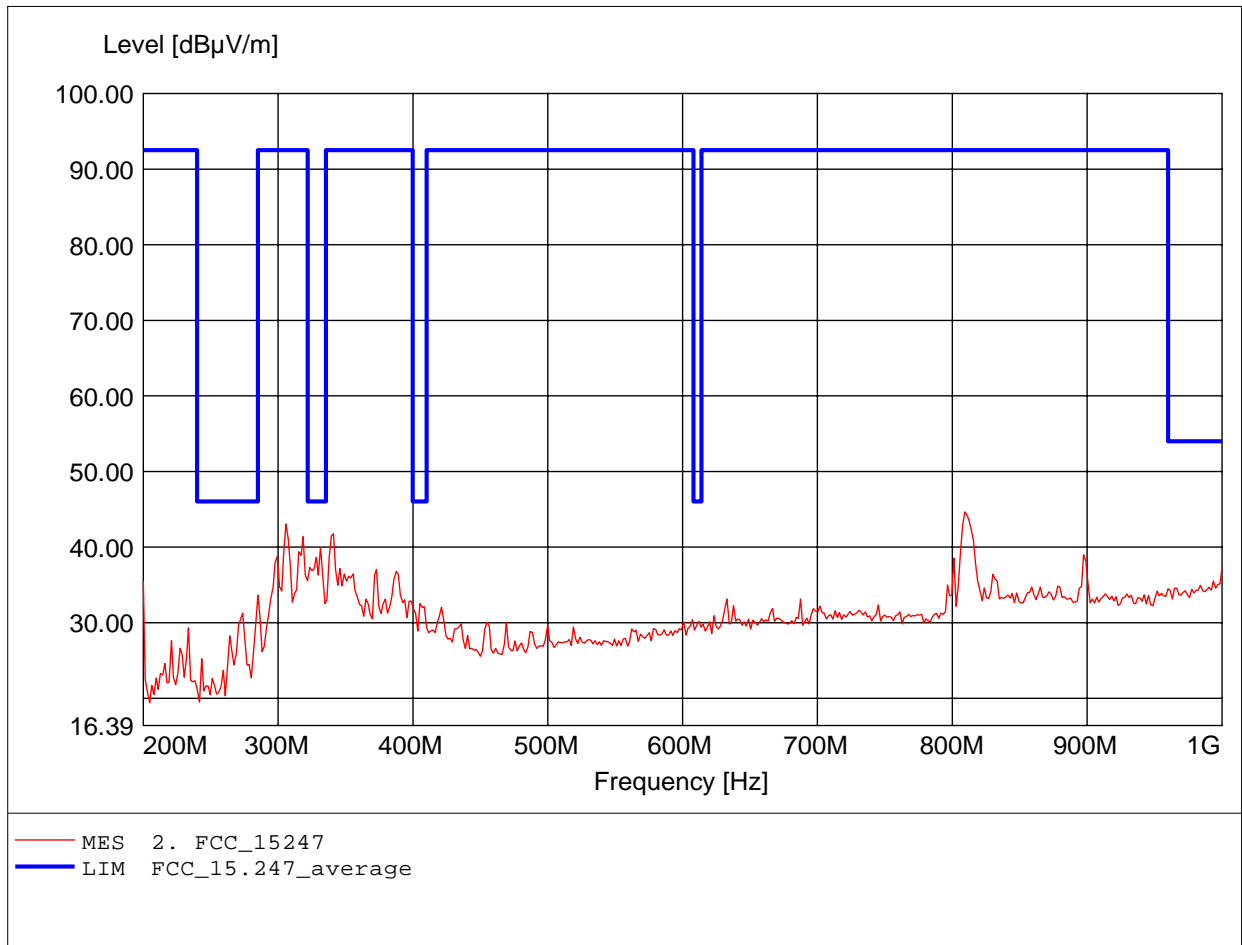
Order Number: W6M20703-7955 802.11g ch6  
Test Site / Operator: ETS / Derek  
Temperature: Temp.: 23.9°C  
Comment 1: according to §15.247  
Ant.: HL 223,  
Freq: 809.218MHz, Emax: 47.22dBµV/m, RBW: 100kHz



# Spurious emissions Field Strength

FCC RULES PART 15, SUBPART C / LP 0002

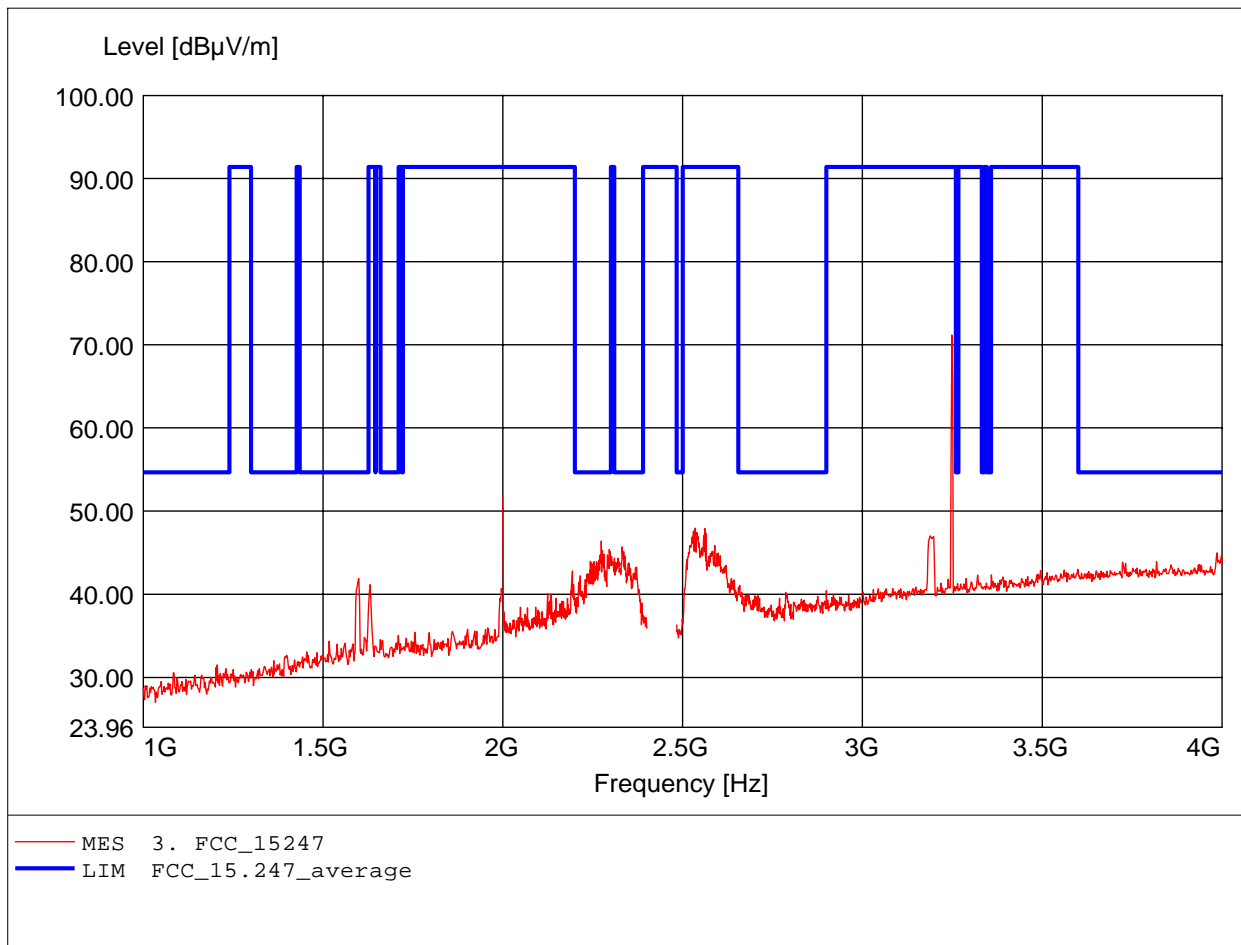
Order Number: W6M20703-7955 802.11g ch6  
Test Site / Operator: ETS / Derek  
Temperature: Temp.: 23.9°C  
Comment 1: according to §15.247  
Ant.: HL 223,  
Freq: 809.218MHz, Emax: 44.65dBμV/m, RBW: 100kHz



# Spurious emissions Field Strength

FCC RULES PART 15, SUBPART C / LP 0002

Order Number: W6M20703-7955 802.11g ch6  
Test Site / Operator: ETS / Derek  
Temperature: Temp.: 23.9°C  
Comment 1: according to §15.247 / LP 0002, peak detector  
Ant.: HL025, amplif.  
Freq: 3.248GHz, Emax: 71.20dBµV/m, RBW: 1MHz

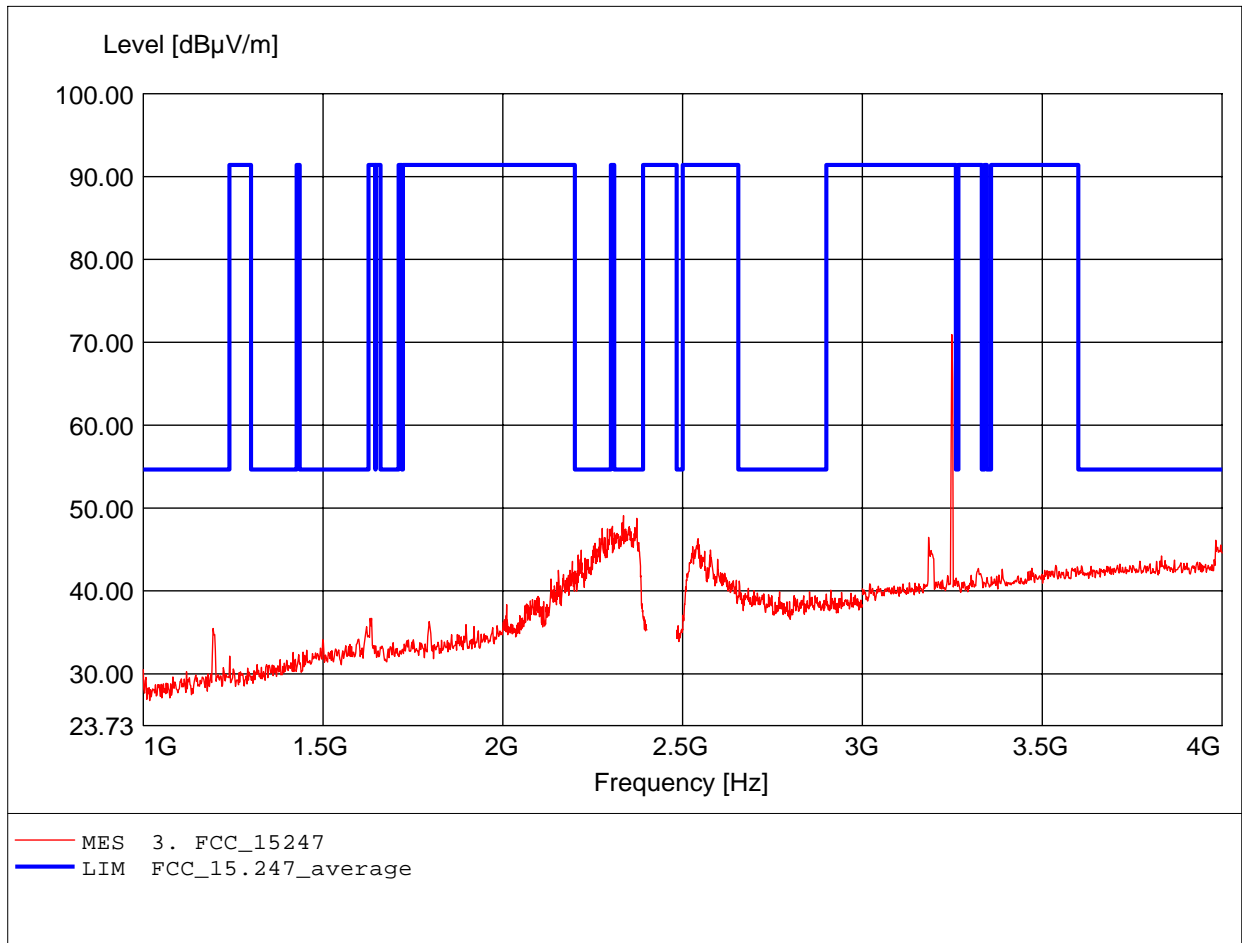




# Spurious emissions Field Strength

FCC RULES PART 15, SUBPART C / LP 0002

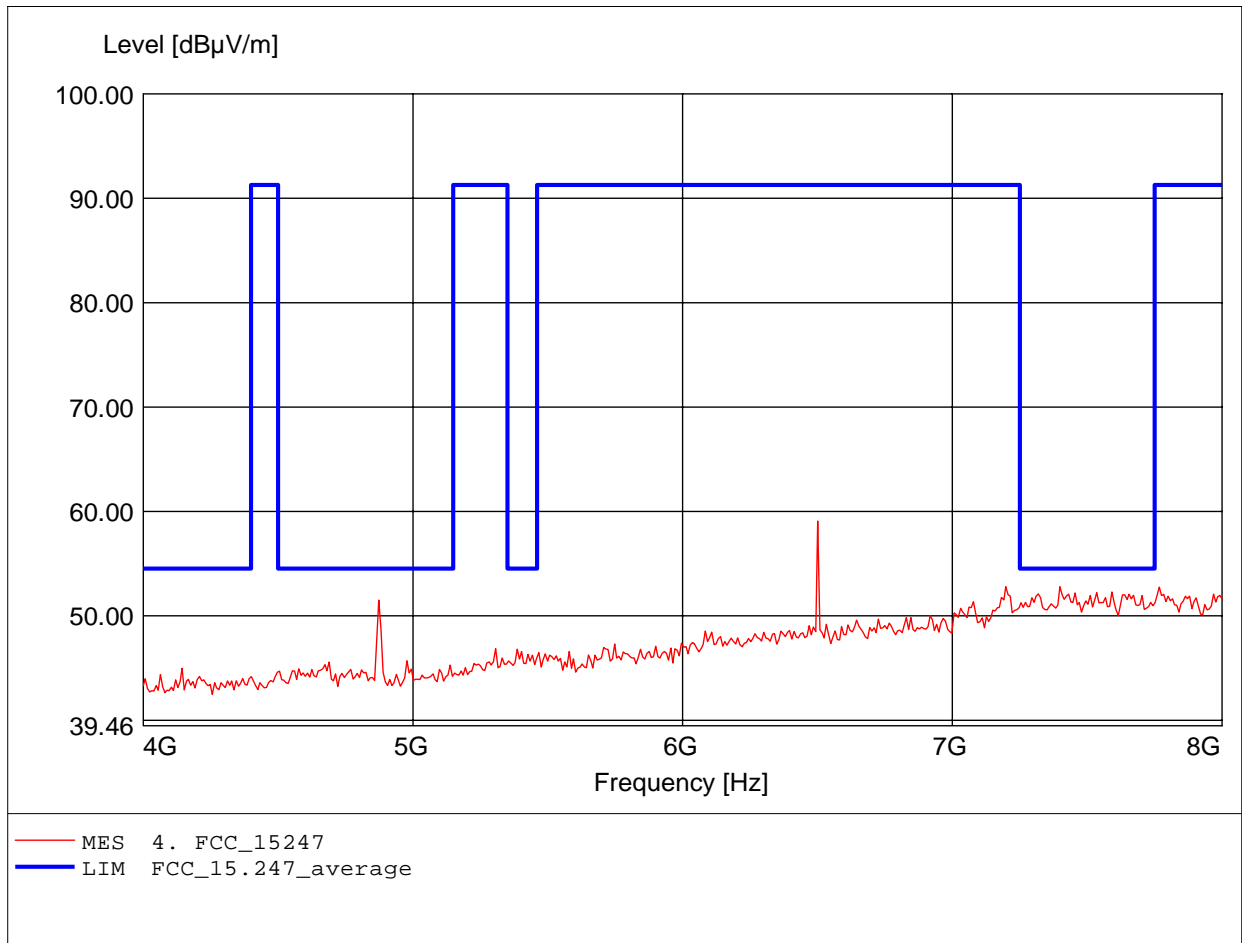
Order Number: W6M20703-7955 802.11g ch6  
Test Site / Operator: ETS / Derek  
Temperature: Temp.: 23.9°C  
Comment 1: according to §15.247 / LP 0002, peak detector  
Ant.: HL025, amplif.  
Freq: 3.248GHz, Emax: 70.94dBμV/m, RBW: 1MHz



# Spurious emissions Field Strength

FCC RULES PART 15, SUBPART C / LP 0002

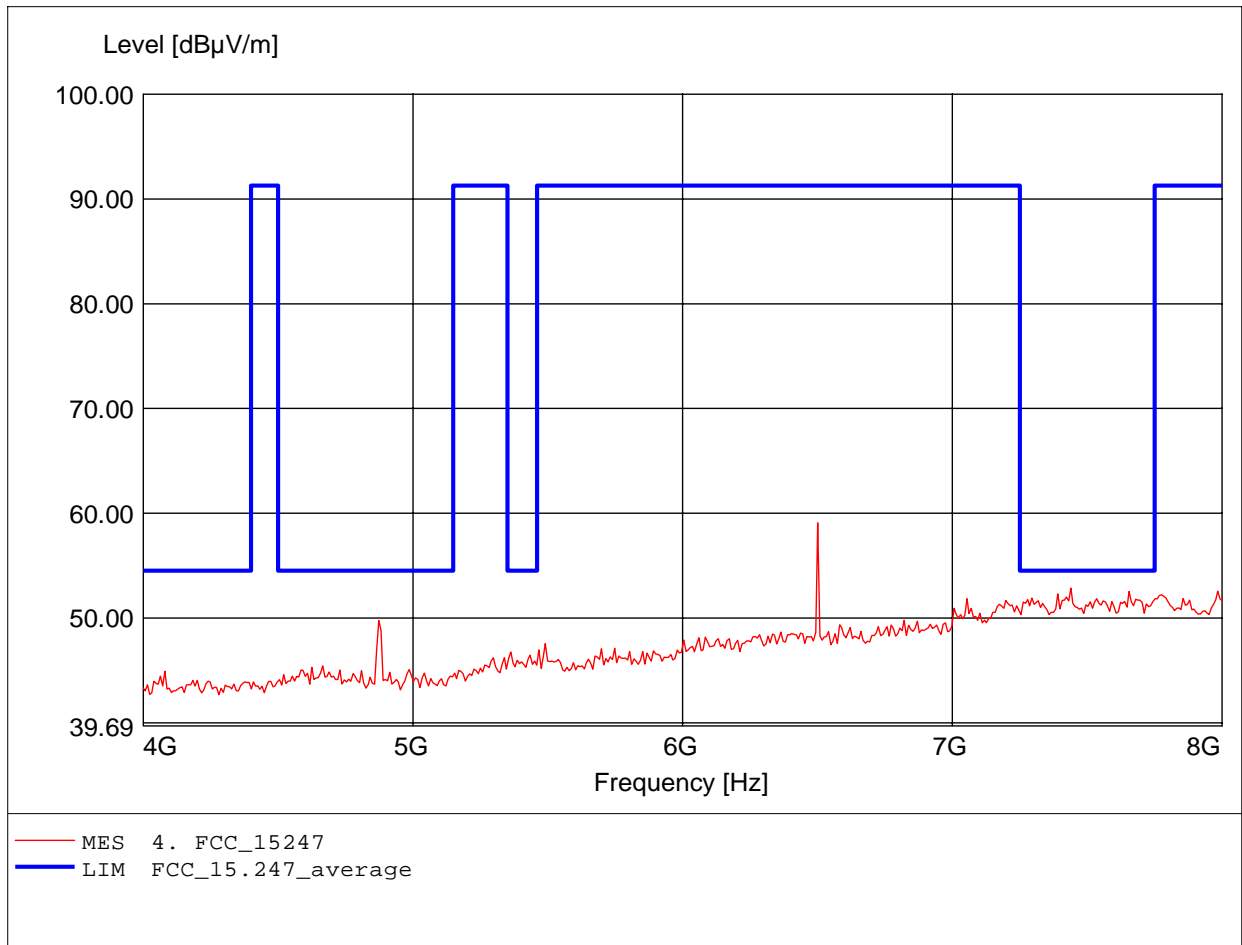
Order Number: W6M20703-7955 802.11g ch6  
Test Site / Operator: ETS / Derek  
Temperature: Temp.: 23.9°C  
Comment 1: according to §15.247, peak detector  
Ant.: HL025, ampl.+HP.  
Freq: 6.501GHz, Emax: 59.07dBµV/m, RBW: 1MHz



# Spurious emissions Field Strength

FCC RULES PART 15, SUBPART C / LP 0002

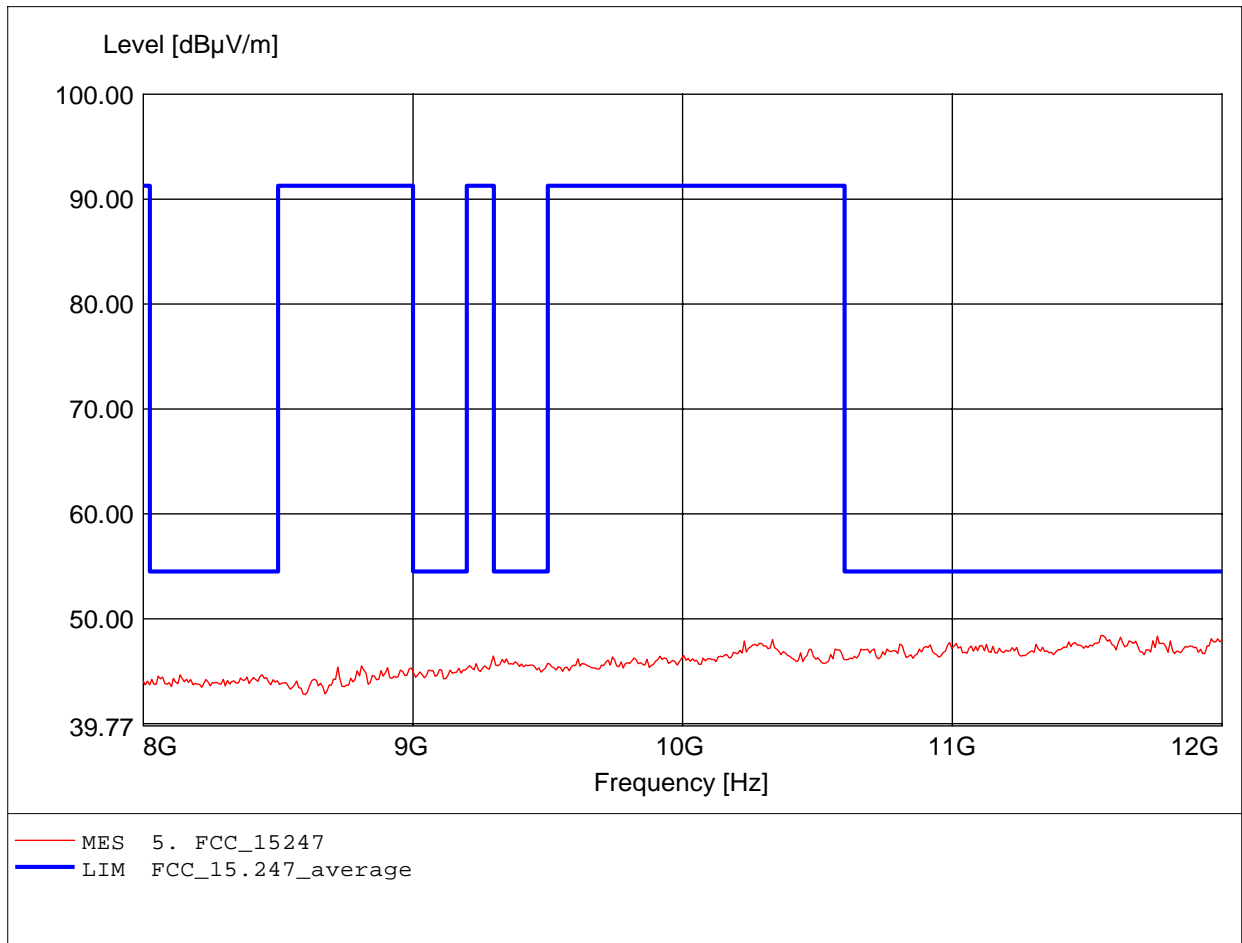
Order Number: W6M20703-7955 802.11g ch6  
Test Site / Operator: ETS / Derek  
Temperature: Temp.: 23.9°C  
Comment 1: according to §15.247, peak detector  
Ant.: HL025, ampl.+HP.  
Freq: 6.501GHz, Emax: 59.09dBμV/m, RBW: 1MHz



# Spurious emissions Field Strength

FCC RULES PART 15, SUBPART C / LP 0002

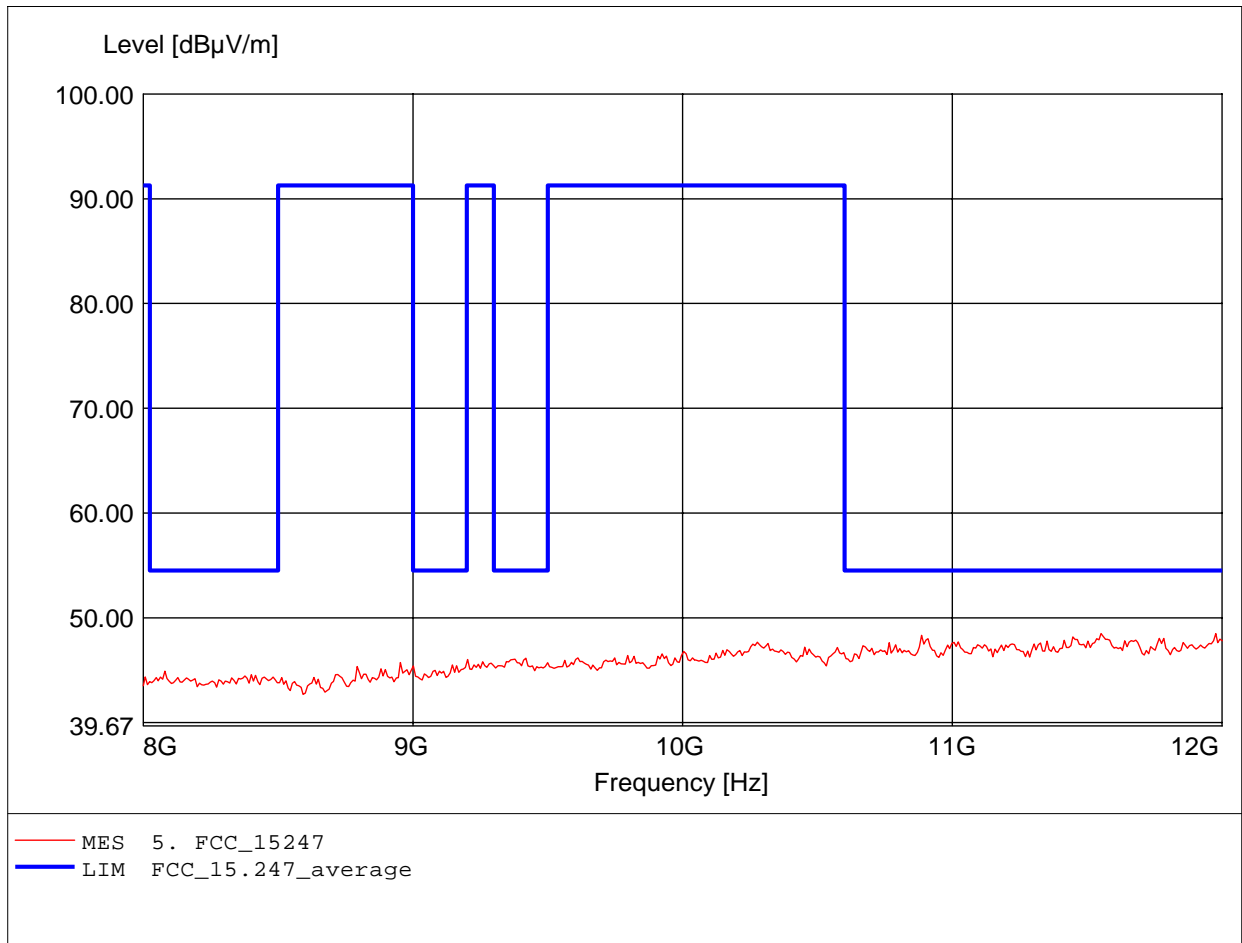
Order Number: W6M20703-7955 802.11g ch6  
Test Site / Operator: ETS / Derek  
Temperature: Temp.: 23.9°C  
Comment 1: according to §15.247, peak detector  
Ant.: HL025, ampl.+HP.  
Freq: 11.559GHz, Emax: 48.41dBμV/m, RBW: 1MHz



# Spurious emissions Field Strength

FCC RULES PART 15, SUBPART C / LP 0002

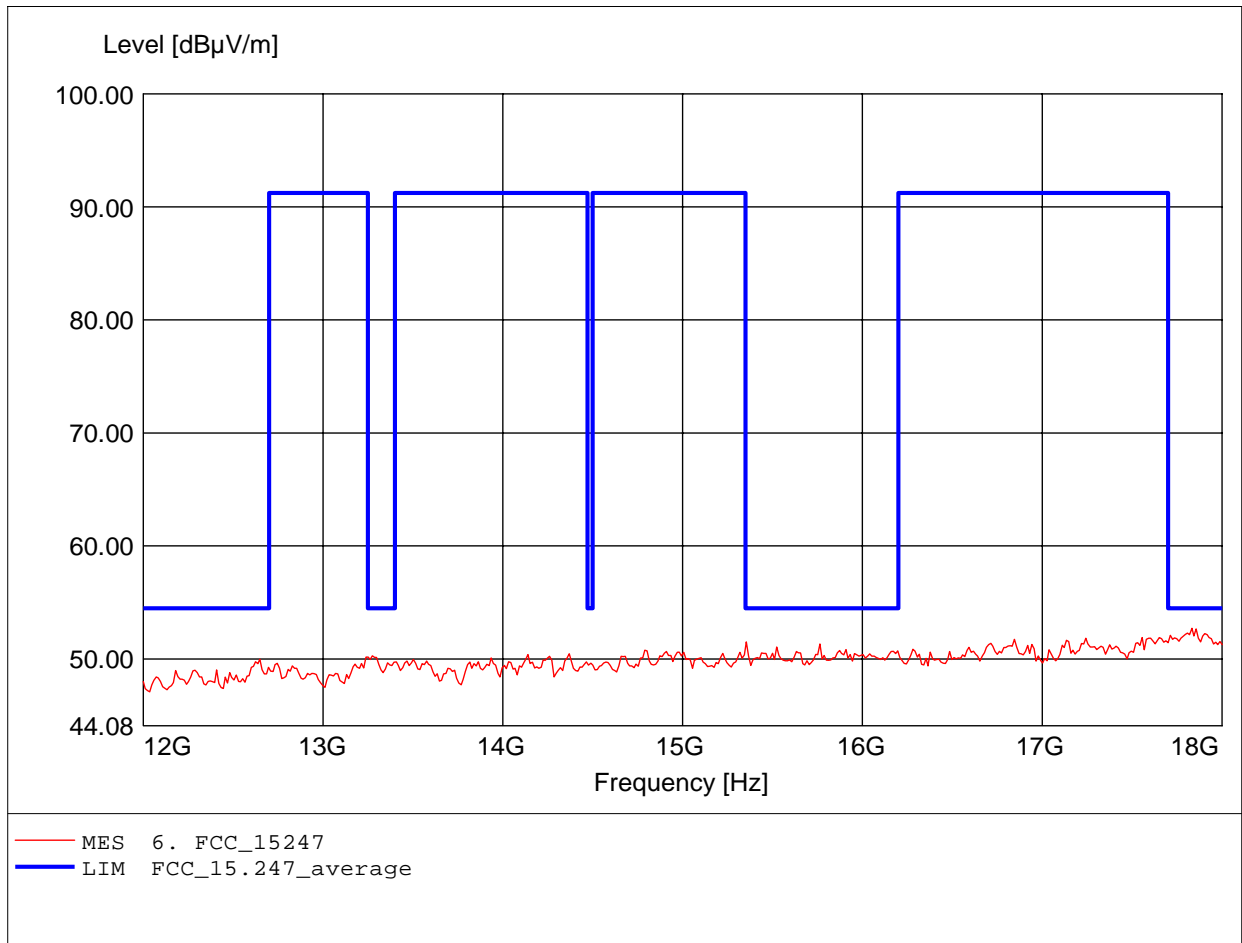
Order Number: W6M20703-7955 802.11g ch6  
Test Site / Operator: ETS / Derek  
Temperature: Temp.: 23.9°C  
Comment 1: according to §15.247, peak detector  
Ant.: HL025, ampl.+HP.  
Freq: 11.551GHz, Emax: 48.50dBμV/m, RBW: 1MHz



# Spurious emissions Field Strength

FCC RULES PART 15, SUBPART C / LP 0002

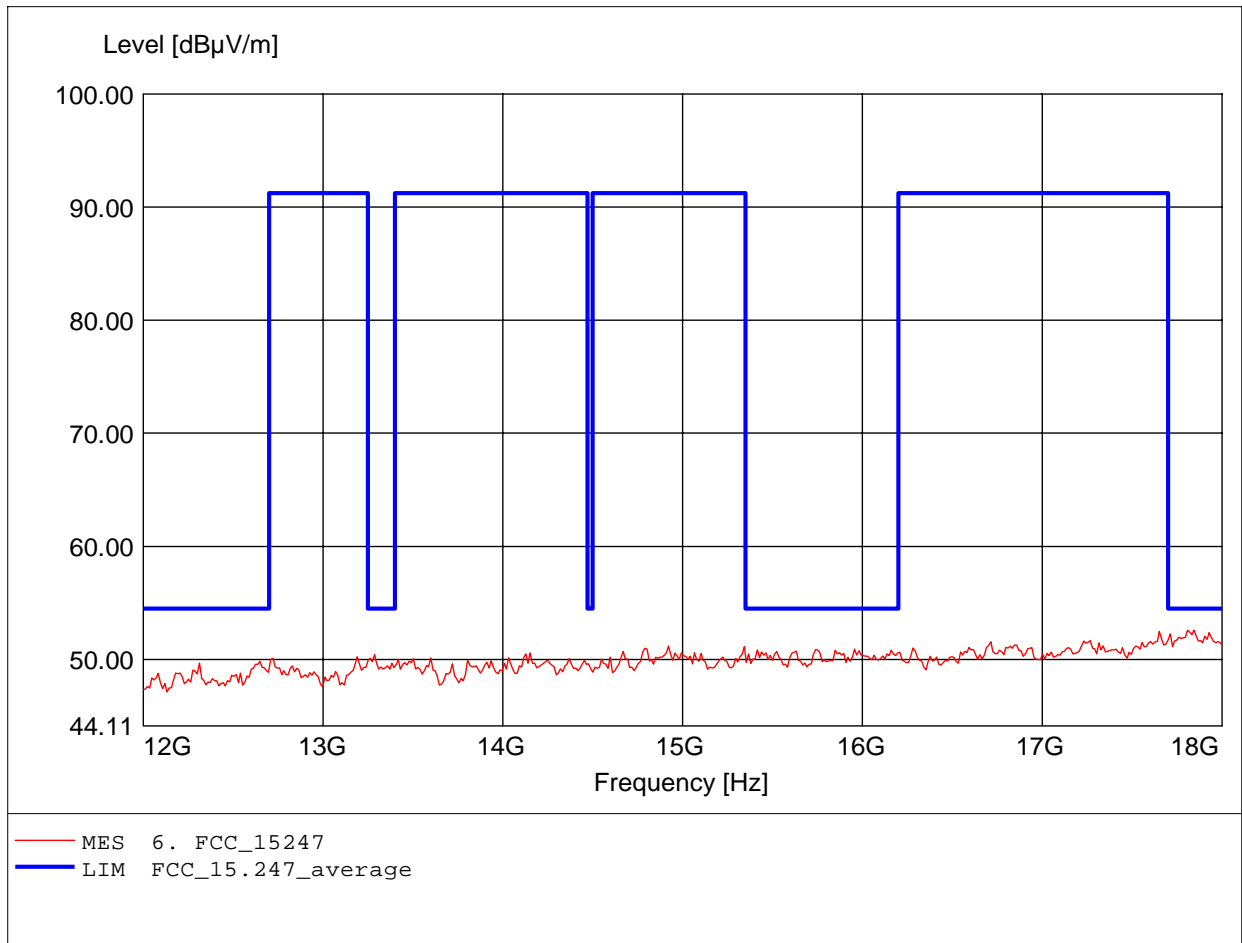
Order Number: W6M20703-7955 802.11g ch6  
Test Site / Operator: ETS / Derek  
Temperature: Temp.: 23.9°C  
Comment 1: according to §15.247, peak detector  
Ant.: HL025, ampl.+HP.  
Freq: 17.832GHz, Emax: 52.72dBµV/m, RBW: 1MHz



**Spurious emissions Field Strength**

**FCC RULES PART 15, SUBPART C / LP 0002**

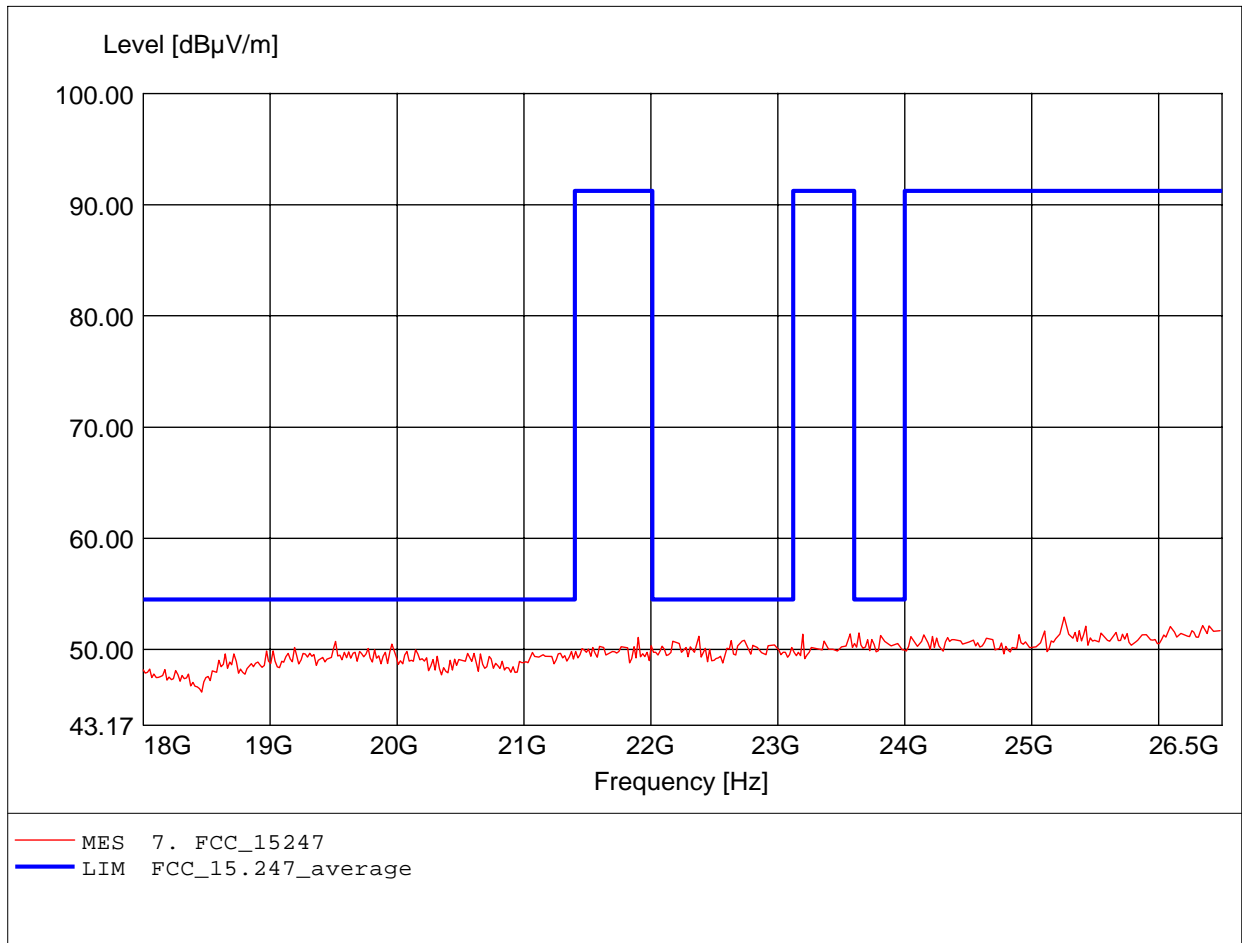
Order Number: W6M20703-7955 802.11g ch6  
Test Site / Operator: ETS / Derek  
Temperature: Temp.: 23.9°C  
Comment 1: according to §15.247, peak detector  
Ant.: HL025, ampl.+HP.  
Freq: 17.844GHz, Emax: 52.57dBµV/m, RBW: 1MHz



# Spurious emissions Field Strength

FCC RULES PART 15, SUBPART C / LP 0002

Order Number: W6M20703-7955 802.11g ch6  
Test Site / Operator: ETS / Derek  
Temperature: Temp.: 23.9°C  
Comment 1: according to §15.247, peak detector  
Ant.: HL025, amplif.  
Freq: 25.257GHz, Emax: 52.91dBµV/m, RBW: 1MHz

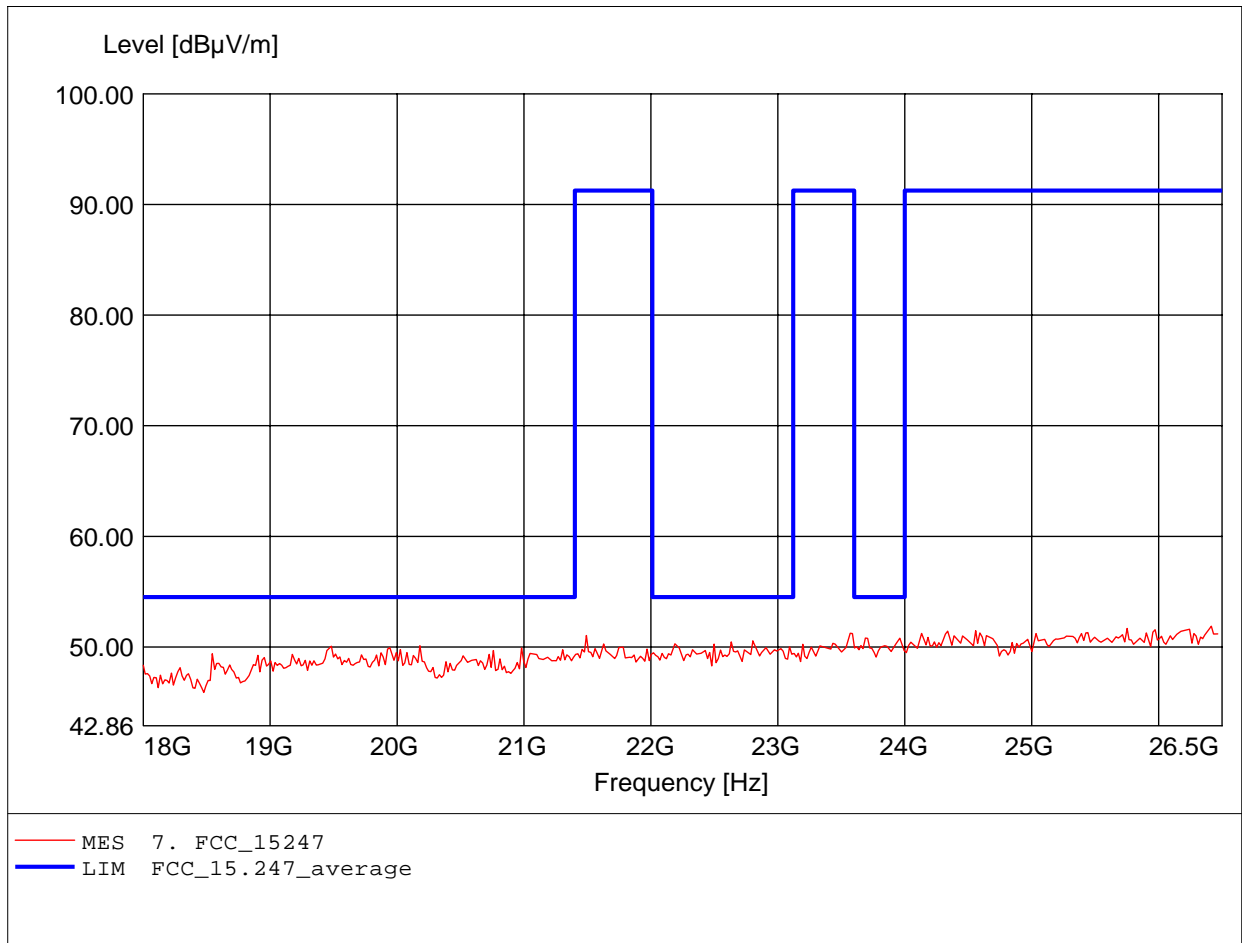




# Spurious emissions Field Strength

FCC RULES PART 15, SUBPART C / LP 0002

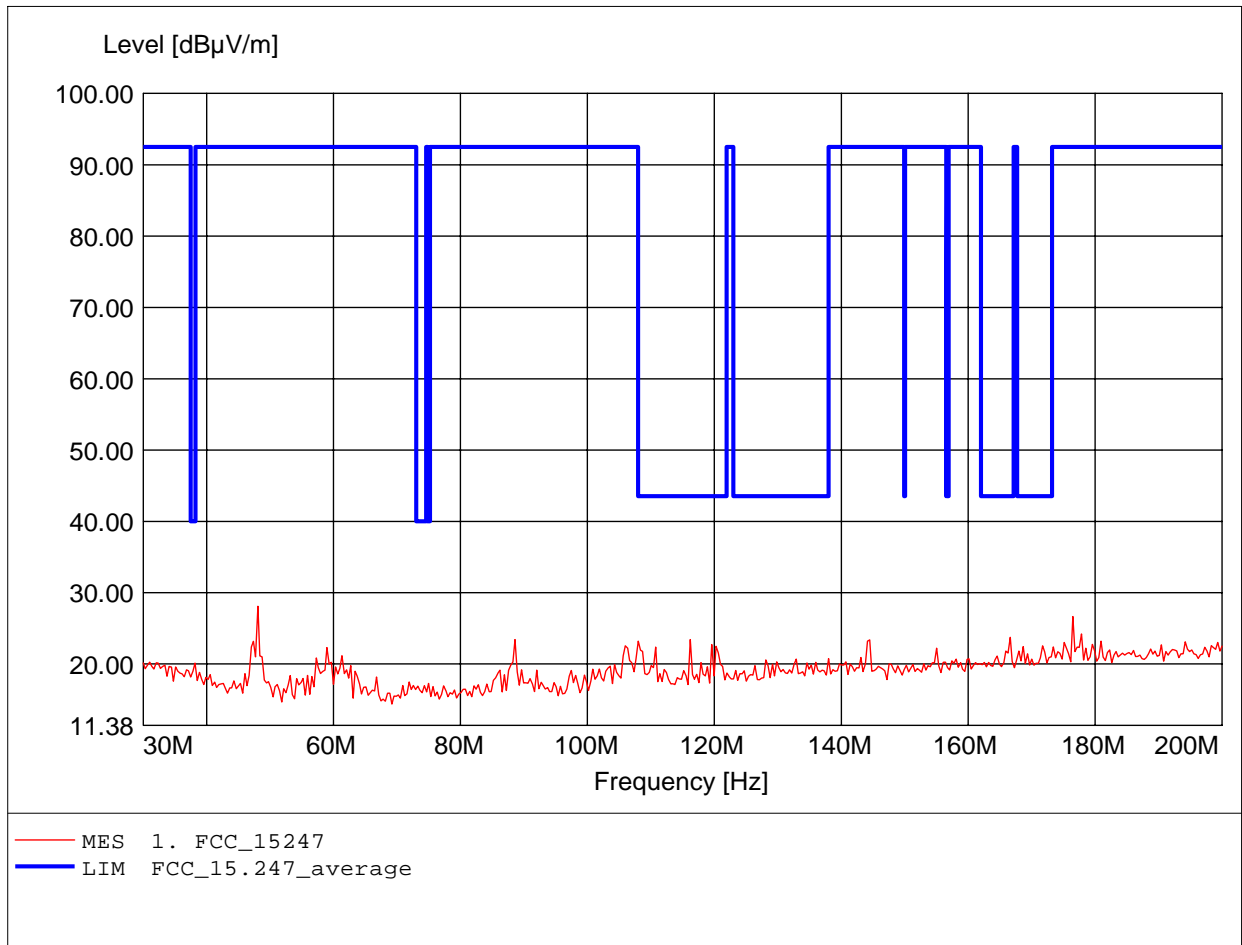
Order Number: W6M20703-7955 802.11g ch6  
Test Site / Operator: ETS / Derek  
Temperature: Temp.: 23.9°C  
Comment 1: according to §15.247, peak detector  
Ant.: HL025, amplif.  
Freq: 26.415GHz, Emax: 51.89dBµV/m, RBW: 1MHz



# Spurious emissions Field Strength

FCC RULES PART 15, SUBPART C / LP 0002

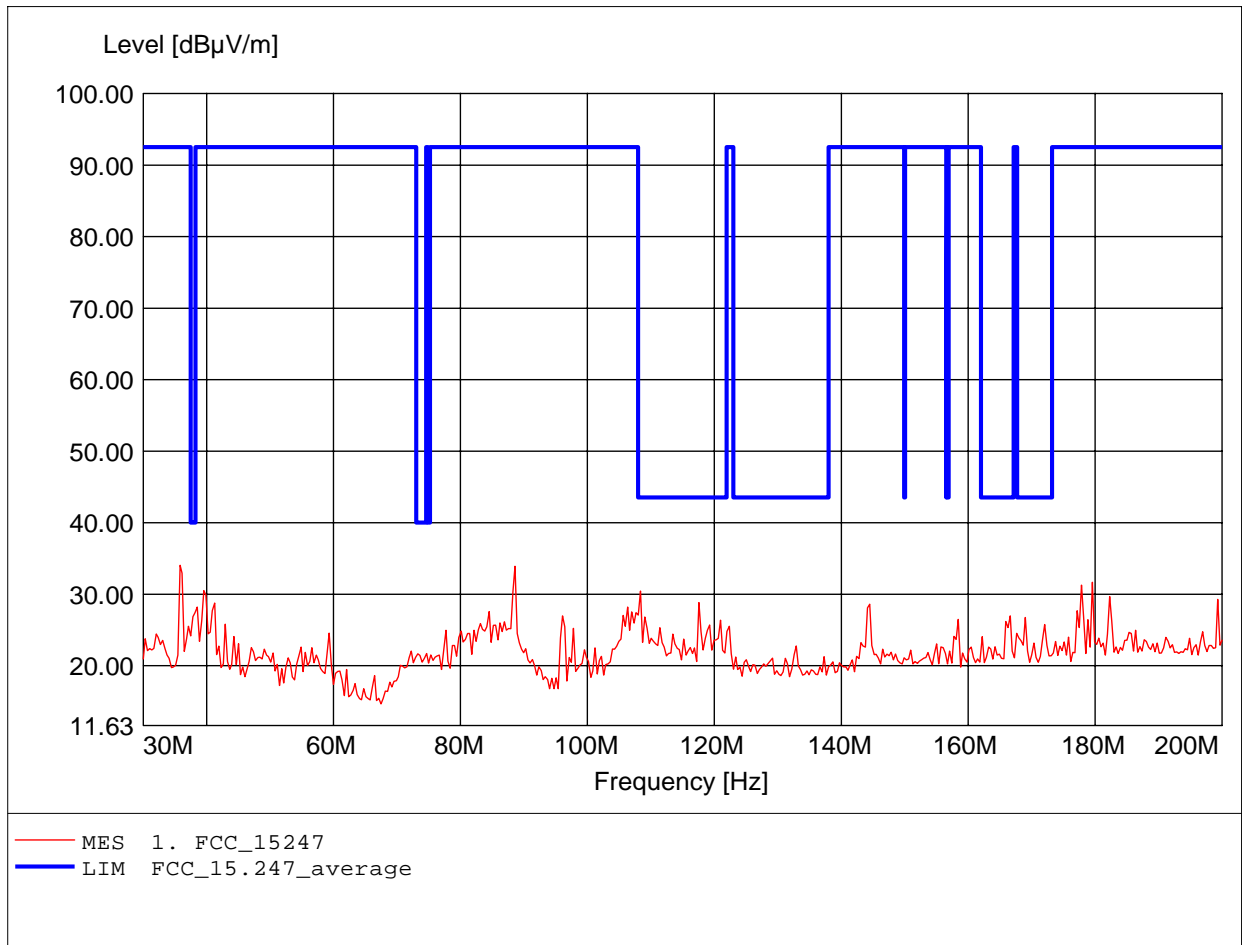
Order Number: W6M20703-7955 802.11g ch11  
Test Site / Operator: ETS / Derek  
Temperature: Temp.: 23.9°C  
Comment 1: according to §15.247  
Ant.: HK 116  
Freq: 48.056MHz, Emax: 28.08dBμV/m, RBW: 100kHz



**Spurious emissions Field Strength**

**FCC RULES PART 15, SUBPART C / LP 0002**

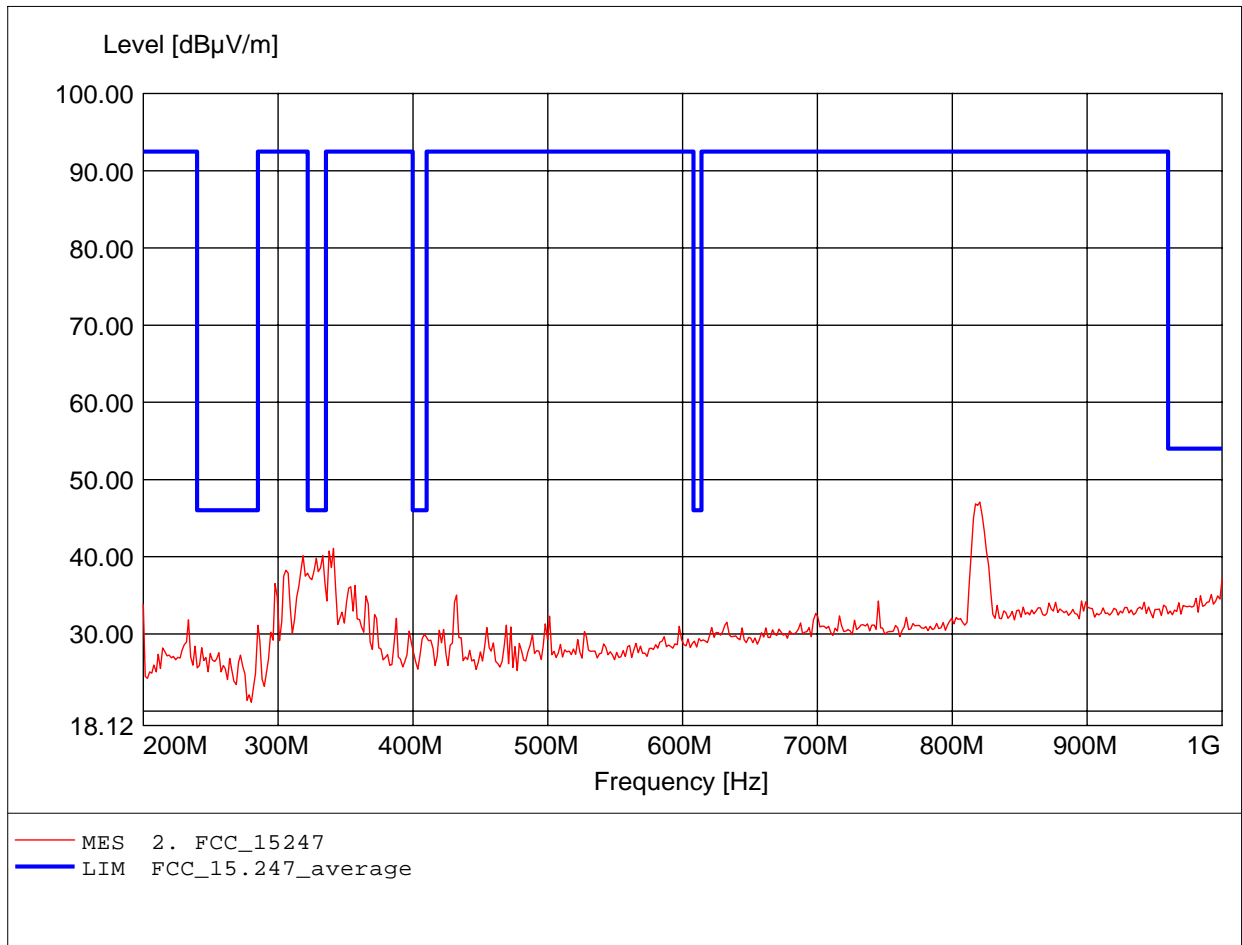
Order Number: W6M20703-7955 802.11g ch11  
Test Site / Operator: ETS / Derek  
Temperature: Temp.: 23.9°C  
Comment 1: according to §15.247  
Ant.: HK 116  
Freq: 35.792MHz, Emax: 34.05dBμV/m, RBW: 100kHz



# Spurious emissions Field Strength

FCC RULES PART 15, SUBPART C / LP 0002

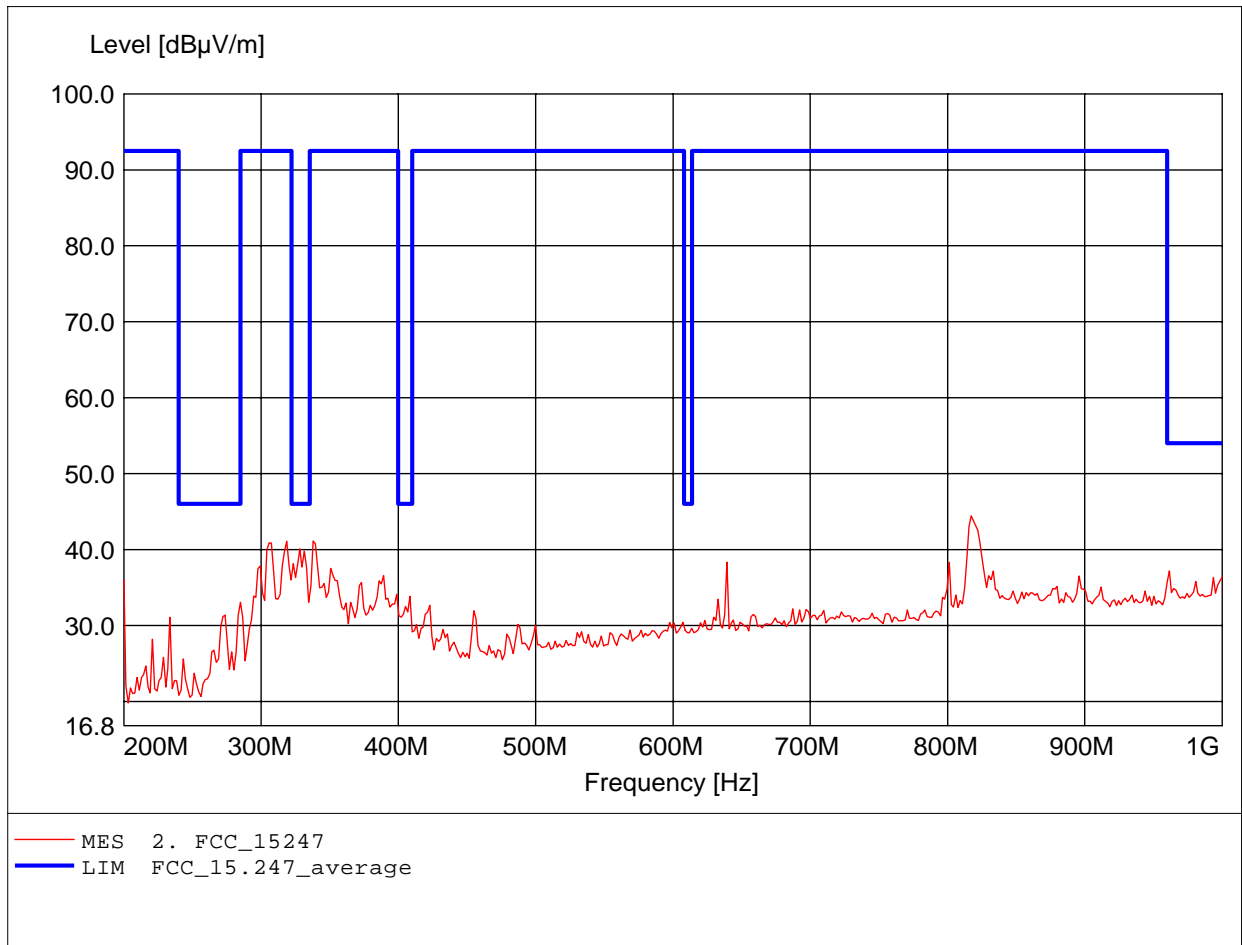
Order Number: W6M20703-7955 802.11g ch11  
Test Site / Operator: ETS / Derek  
Temperature: Temp.: 23.9°C  
Comment 1: according to §15.247  
Ant.: HL 223,  
Freq: 820.441MHz, Emax: 47.09dBµV/m, RBW: 100kHz



# Spurious emissions Field Strength

FCC RULES PART 15, SUBPART C / LP 0002

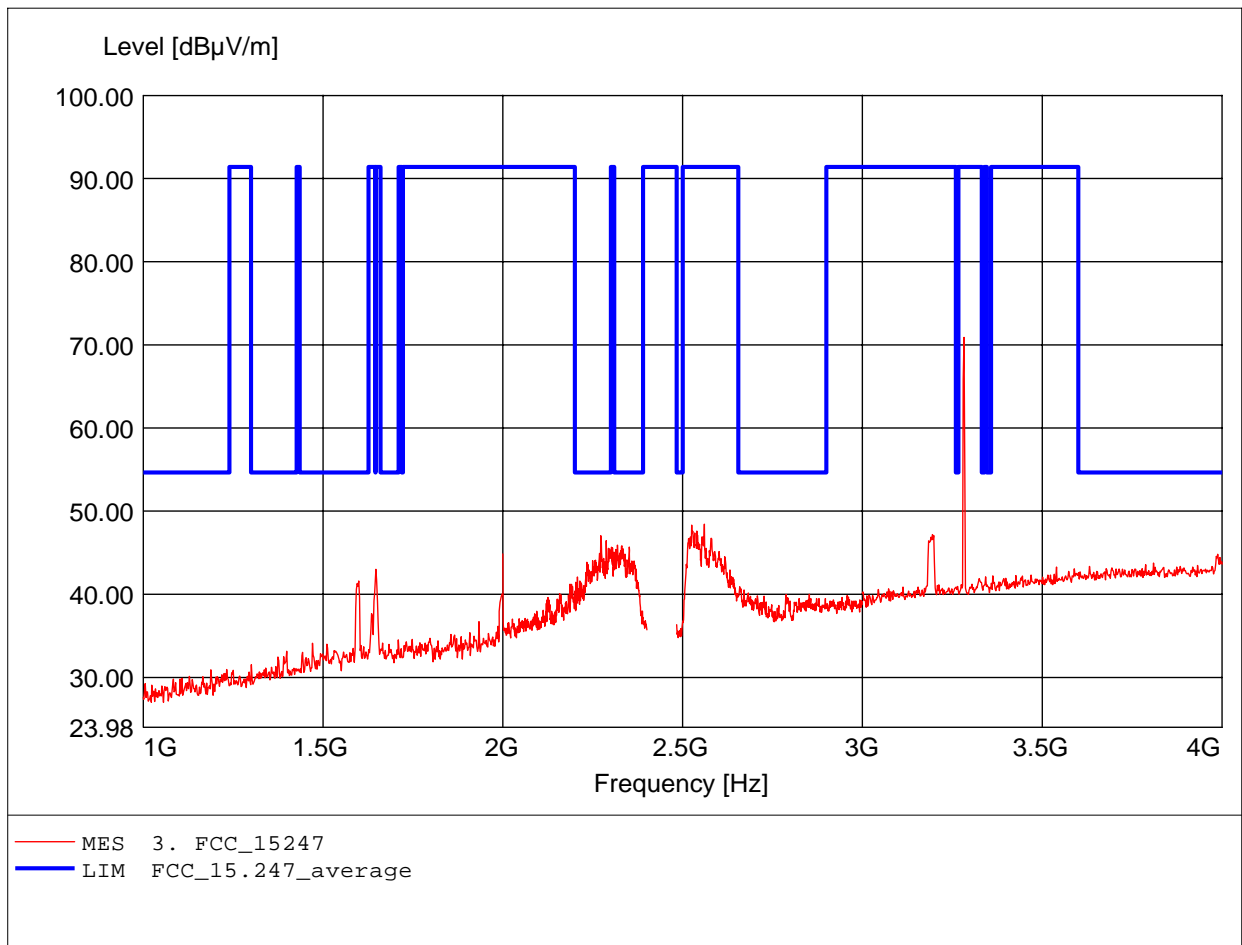
Order Number: W6M20703-7955 802.11g ch11  
Test Site / Operator: ETS / Derek  
Temperature: Temp.: 23.9°C  
Comment 1: according to §15.247  
Ant.: HL 223,  
Freq: 818.838MHz, Emax: 44.60dBμV/m, RBW: 100kHz



# Spurious emissions Field Strength

FCC RULES PART 15, SUBPART C / LP 0002

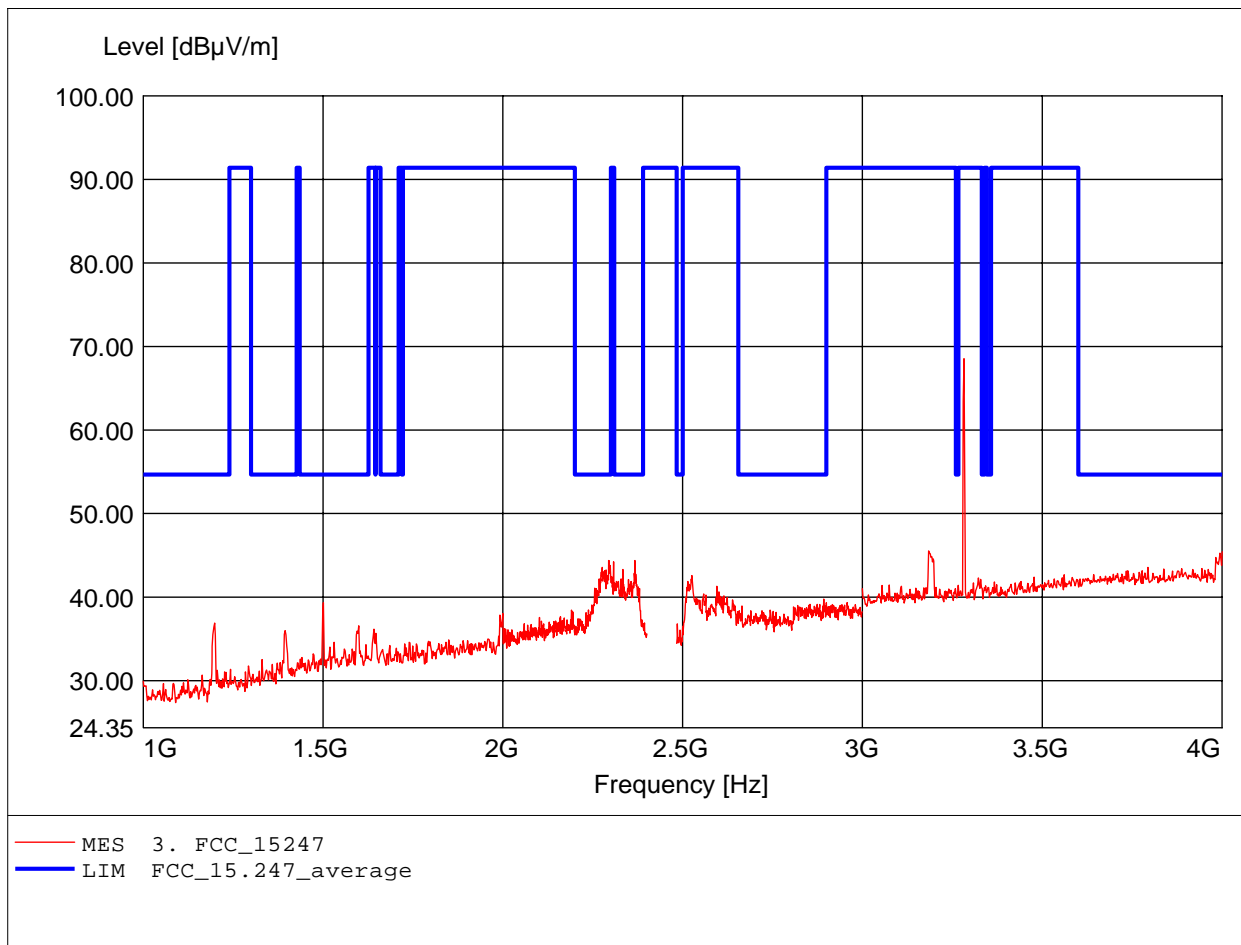
Order Number: W6M20703-7955 802.11g ch11  
Test Site / Operator: ETS / Derek  
Temperature: Temp.: 23.9°C  
Comment 1: according to §15.247 / LP 0002, peak detector  
Ant.: HL025, amplif.  
Freq: 3.283GHz, Emax: 70.91dBµV/m, RBW: 1MHz



# Spurious emissions Field Strength

FCC RULES PART 15, SUBPART C / LP 0002

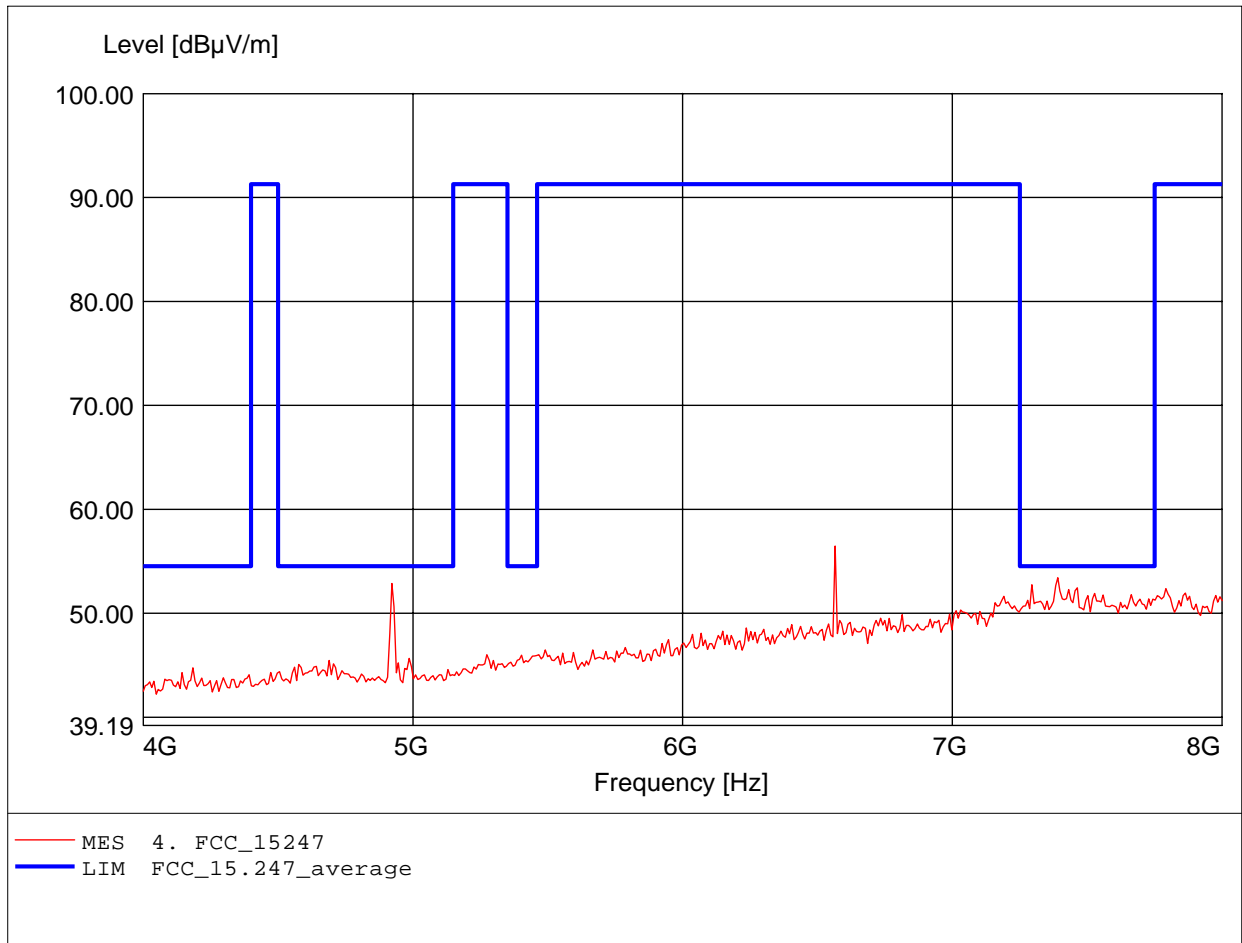
Order Number: W6M20703-7955 802.11g ch11  
Test Site / Operator: ETS / Derek  
Temperature: Temp.: 23.9°C  
Comment 1: according to §15.247 / LP 0002, peak detector  
Ant.: HL025, amplif.  
Freq: 3.283GHz, Emax: 68.54dBµV/m, RBW: 1MHz



# Spurious emissions Field Strength

FCC RULES PART 15, SUBPART C / LP 0002

Order Number: W6M20703-7955 802.11g ch11  
Test Site / Operator: ETS / Derek  
Temperature: Temp.: 23.9°C  
Comment 1: according to §15.247, peak detector  
Ant.: HL025, ampl.+HP.  
Freq: 6.565GHz, Emax: 56.46dBμV/m, RBW: 1MHz

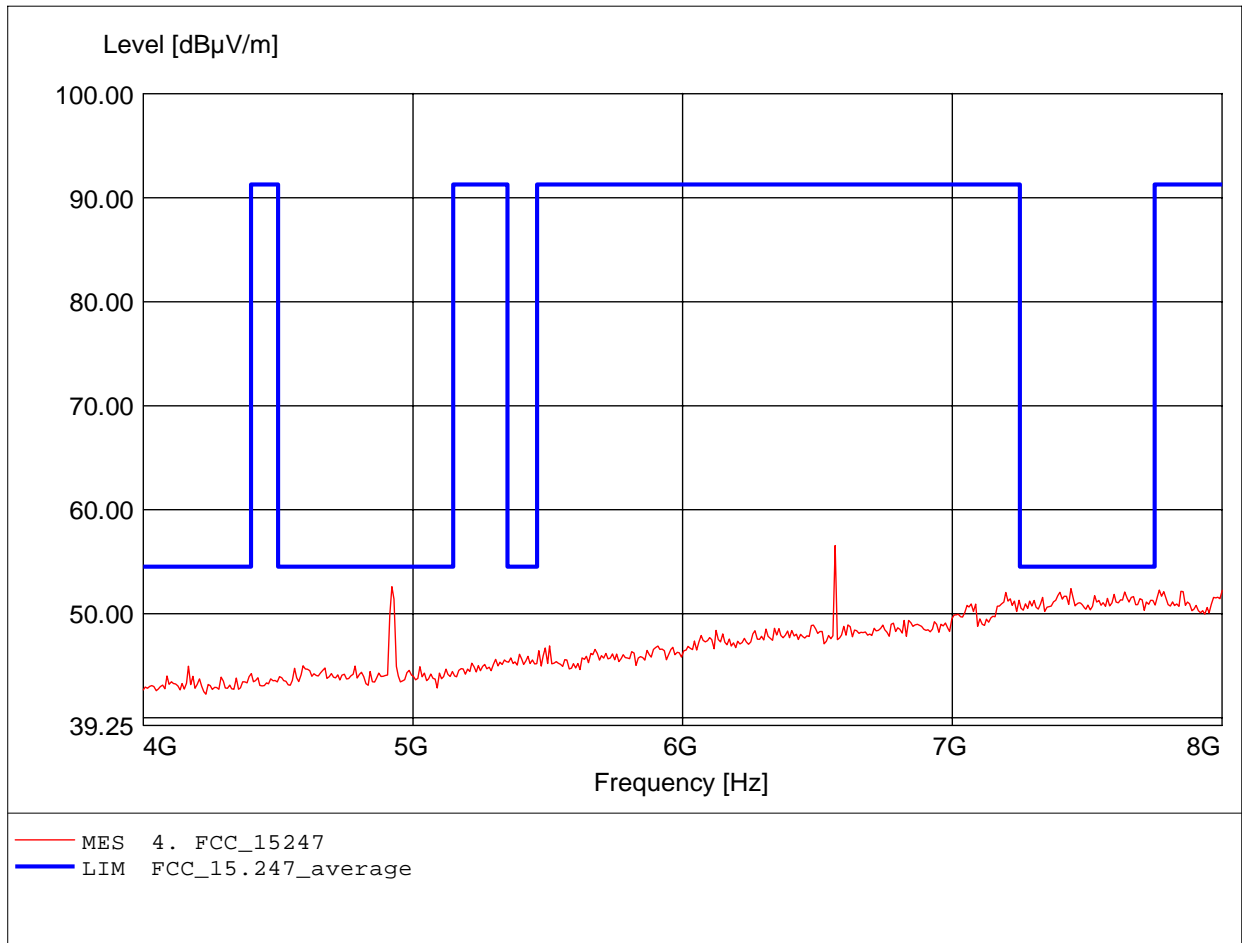




# Spurious emissions Field Strength

FCC RULES PART 15, SUBPART C / LP 0002

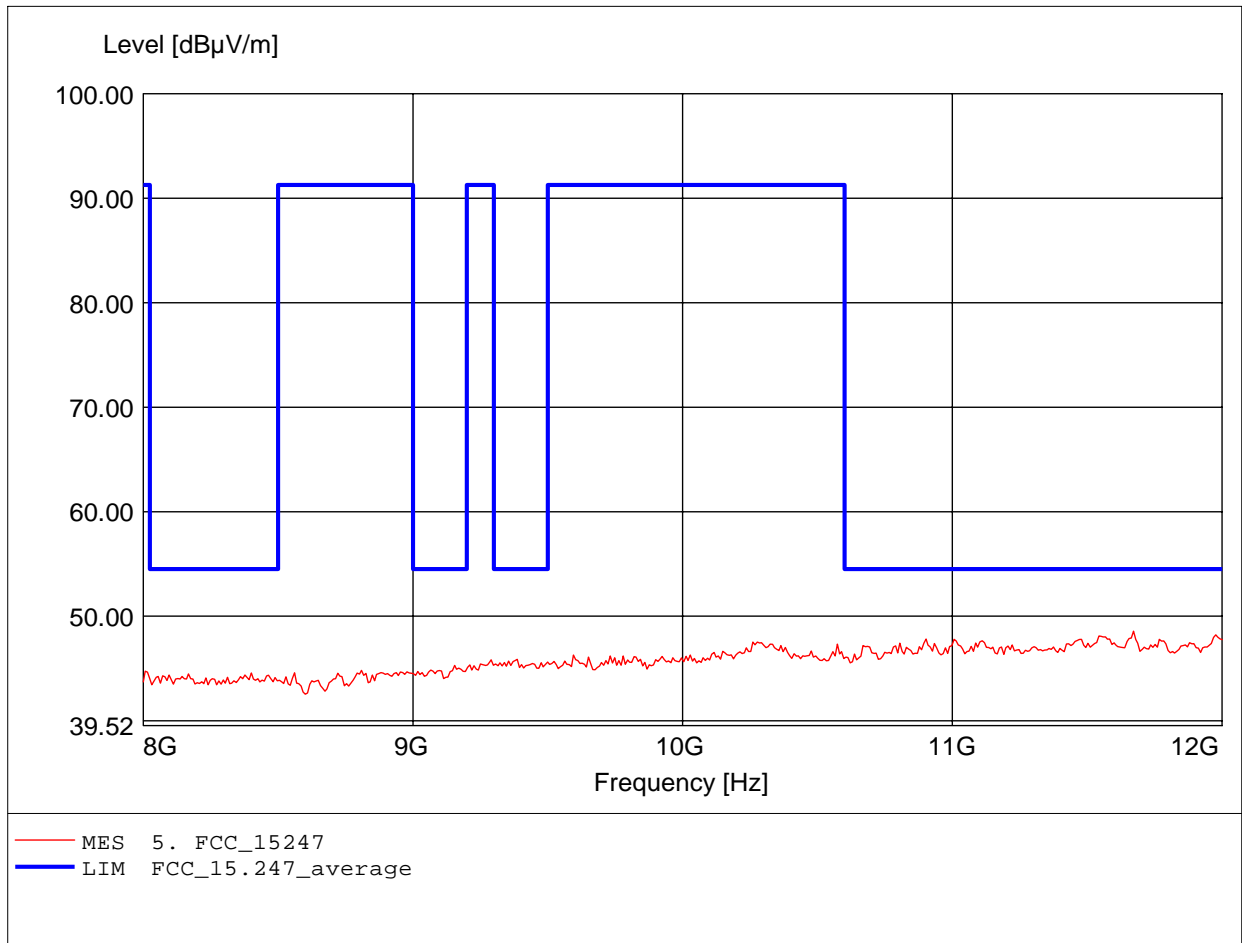
Order Number: W6M20703-7955 802.11g ch11  
Test Site / Operator: ETS / Derek  
Temperature: Temp.: 23.9°C  
Comment 1: according to §15.247, peak detector  
Ant.: HL025, ampl.+HP.  
Freq: 6.565GHz, Emax: 56.55dBμV/m, RBW: 1MHz



# Spurious emissions Field Strength

FCC RULES PART 15, SUBPART C / LP 0002

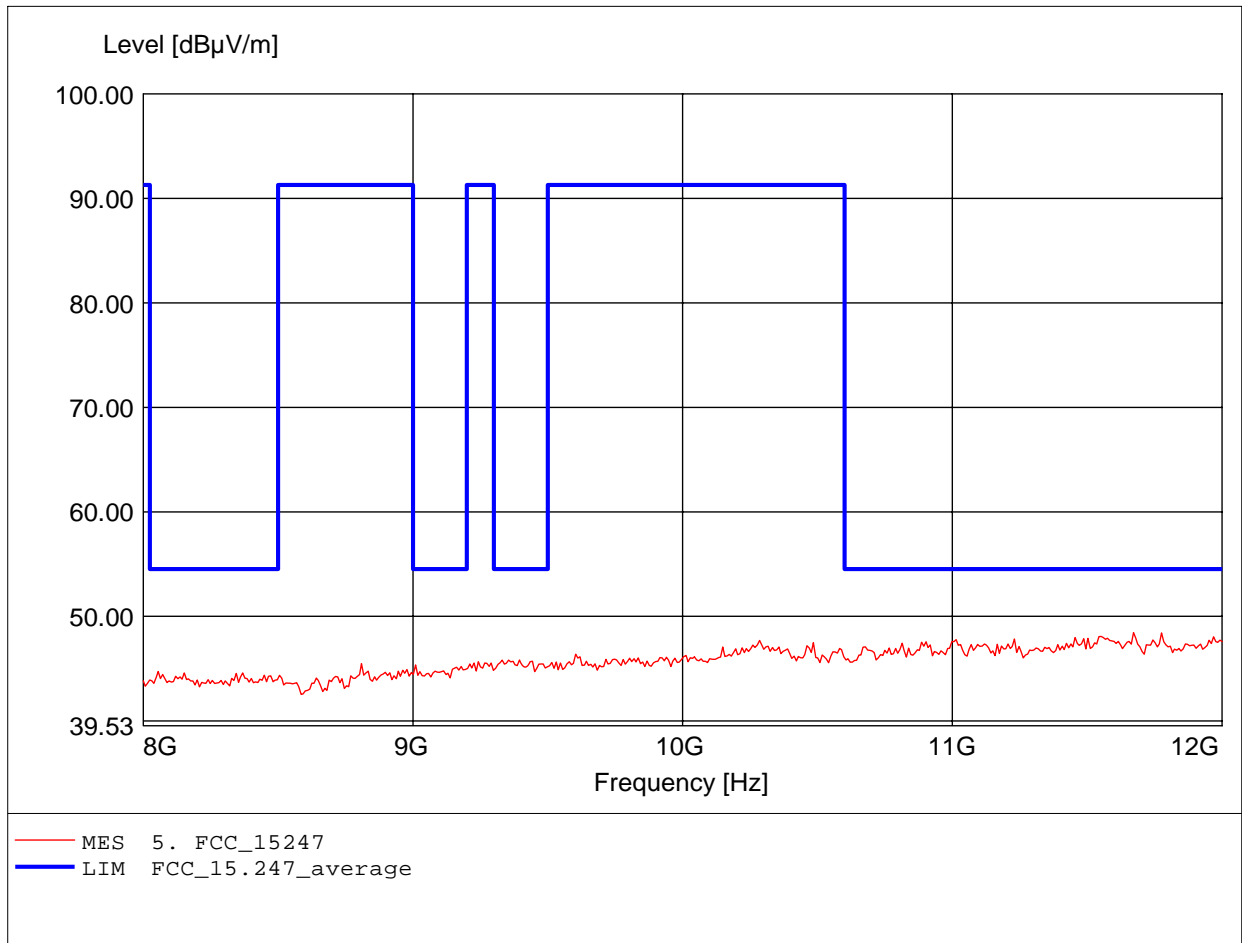
Order Number: W6M20703-7955 802.11g ch11  
Test Site / Operator: ETS / Derek  
Temperature: Temp.: 23.9°C  
Comment 1: according to §15.247, peak detector  
Ant.: HL025, ampl.+HP.  
Freq: 11.671GHz, Emax: 48.57dBμV/m, RBW: 1MHz



# Spurious emissions Field Strength

FCC RULES PART 15, SUBPART C / LP 0002

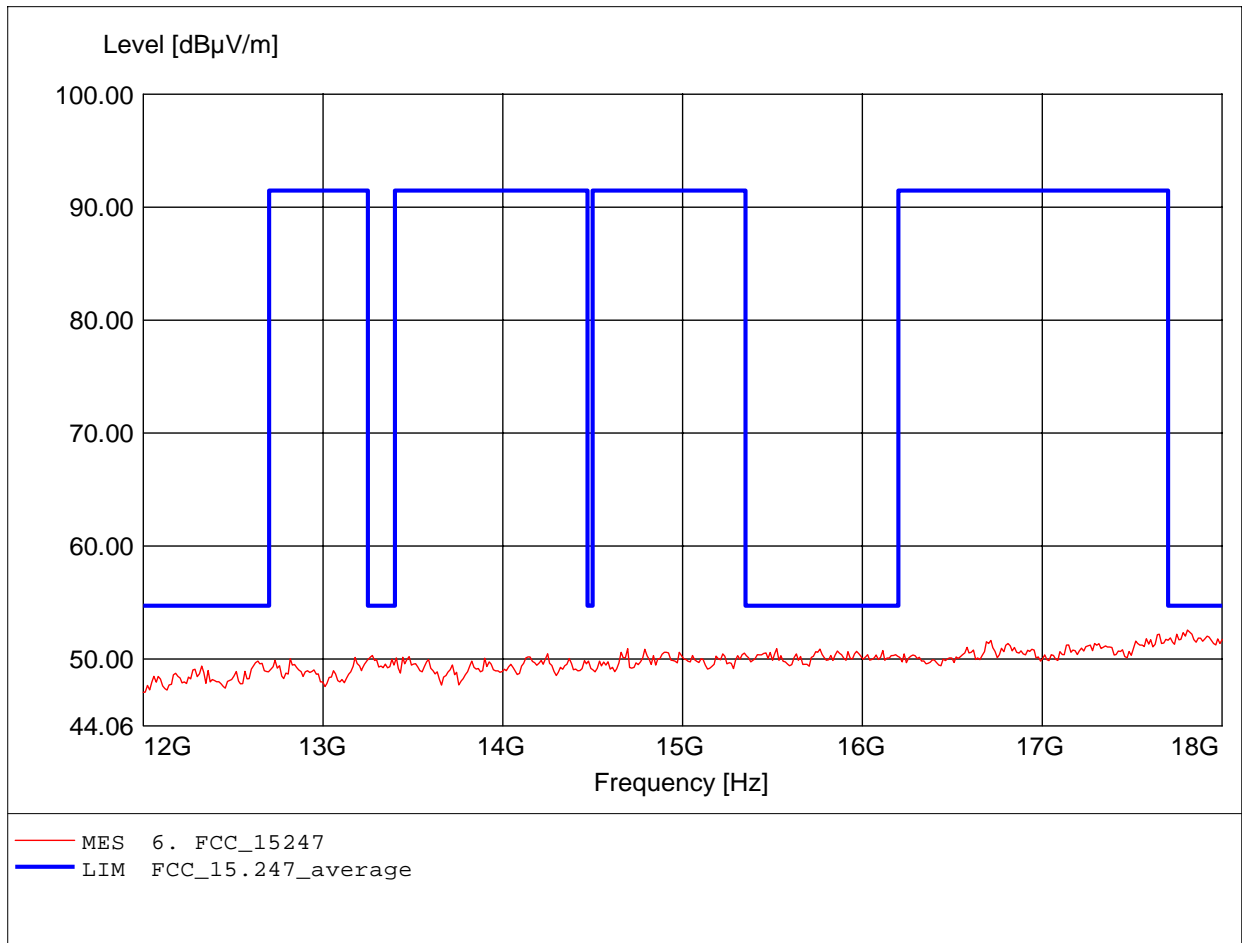
Order Number: W6M20703-7955 802.11g ch11  
Test Site / Operator: ETS / Derek  
Temperature: Temp.: 23.9°C  
Comment 1: according to §15.247, peak detector  
Ant.: HL025, ampl.+HP.  
Freq: 11.671GHz, Emax: 48.45dBμV/m, RBW: 1MHz



# Spurious emissions Field Strength

FCC RULES PART 15, SUBPART C / LP 0002

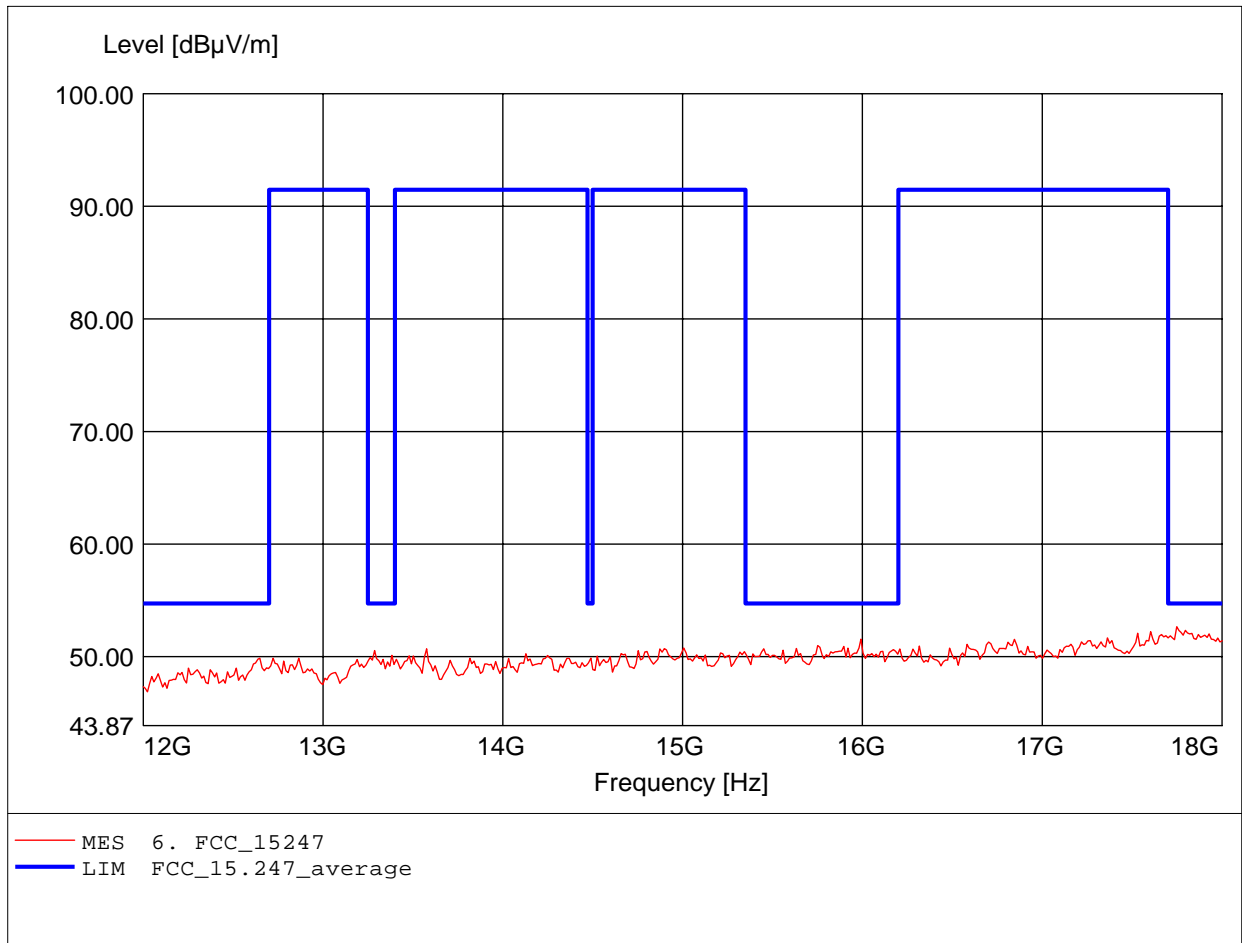
Order Number: W6M20703-7955 802.11g ch11  
Test Site / Operator: ETS / Derek  
Temperature: Temp.: 23.9°C  
Comment 1: according to §15.247, peak detector  
Ant.: HL025, ampl.+HP.  
Freq: 17.808GHz, Emax: 52.56dBμV/m, RBW: 1MHz



**Spurious emissions Field Strength**

**FCC RULES PART 15, SUBPART C / LP 0002**

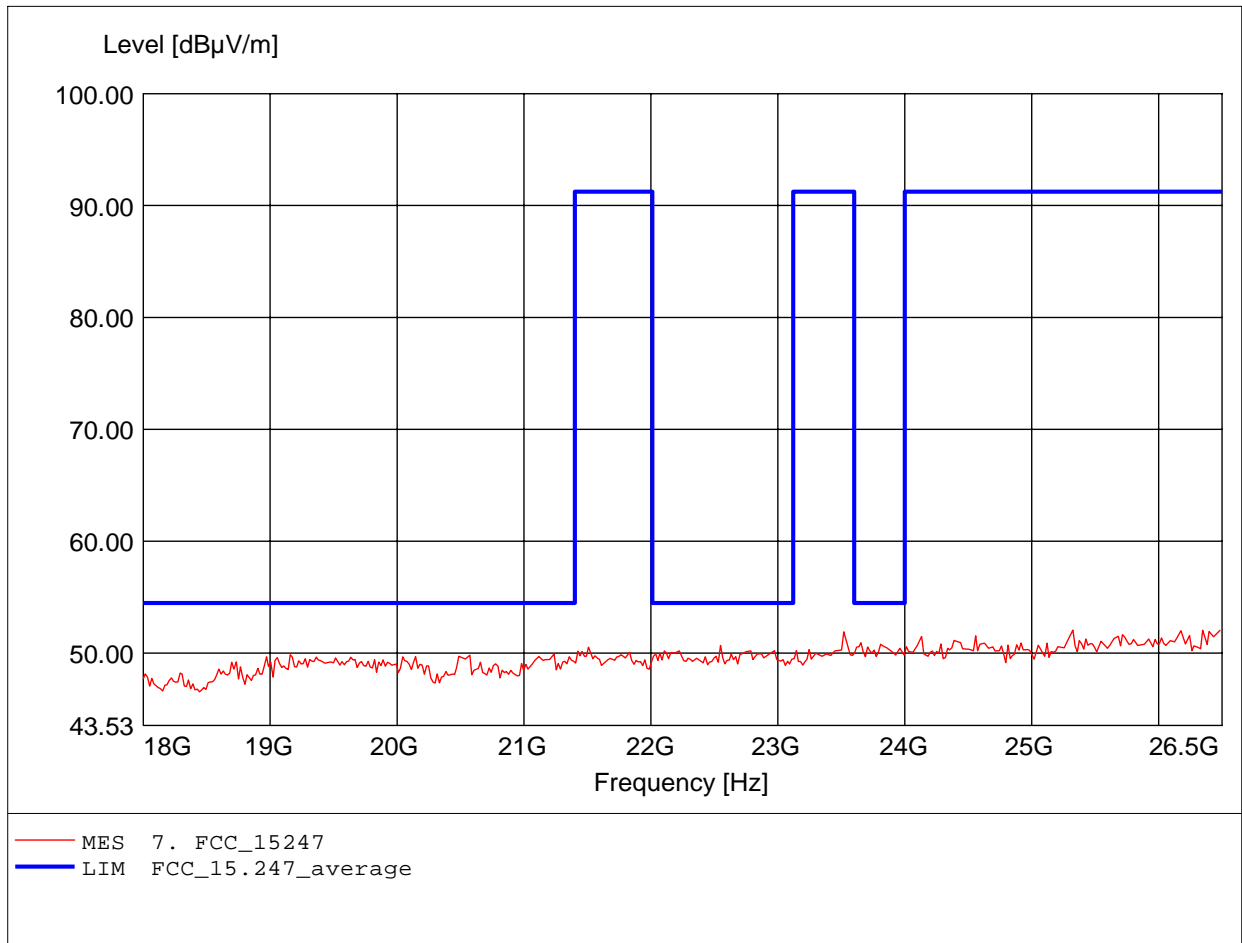
Order Number: W6M20703-7955 802.11g ch11  
Test Site / Operator: ETS / Derek  
Temperature: Temp.: 23.9°C  
Comment 1: according to §15.247, peak detector  
Ant.: HL025, ampl.+HP.  
Freq: 17.747GHz, Emax: 52.65dBµV/m, RBW: 1MHz



# Spurious emissions Field Strength

FCC RULES PART 15, SUBPART C / LP 0002

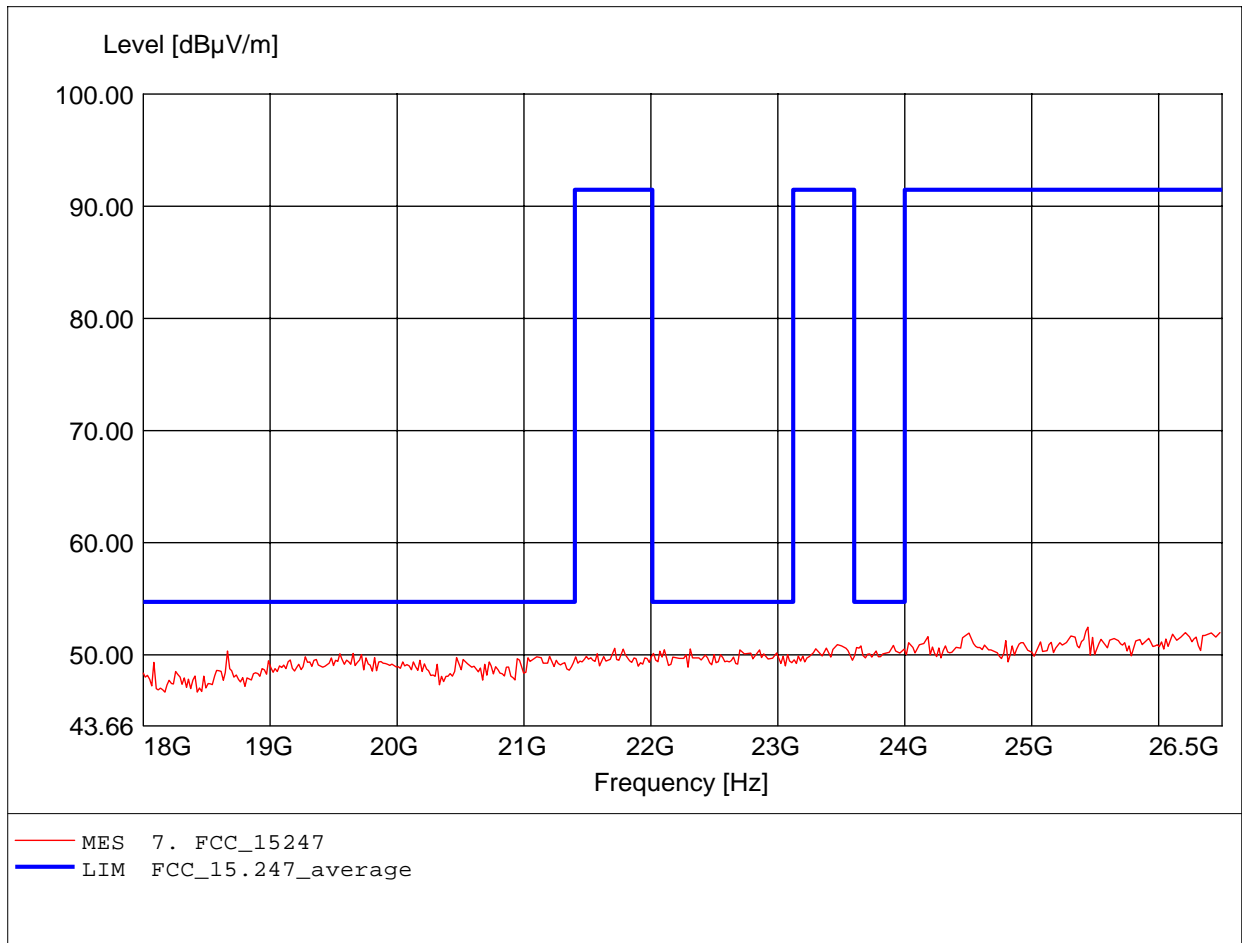
Order Number: W6M20703-7955 802.11g chl1  
Test Site / Operator: ETS / Derek  
Temperature: Temp.: 23.9°C  
Comment 1: according to §15.247, peak detector  
Ant.: HL025, amplif.  
Freq: 25.325GHz, Emax: 52.07dBµV/m, RBW: 1MHz



# Spurious emissions Field Strength

FCC RULES PART 15, SUBPART C / LP 0002

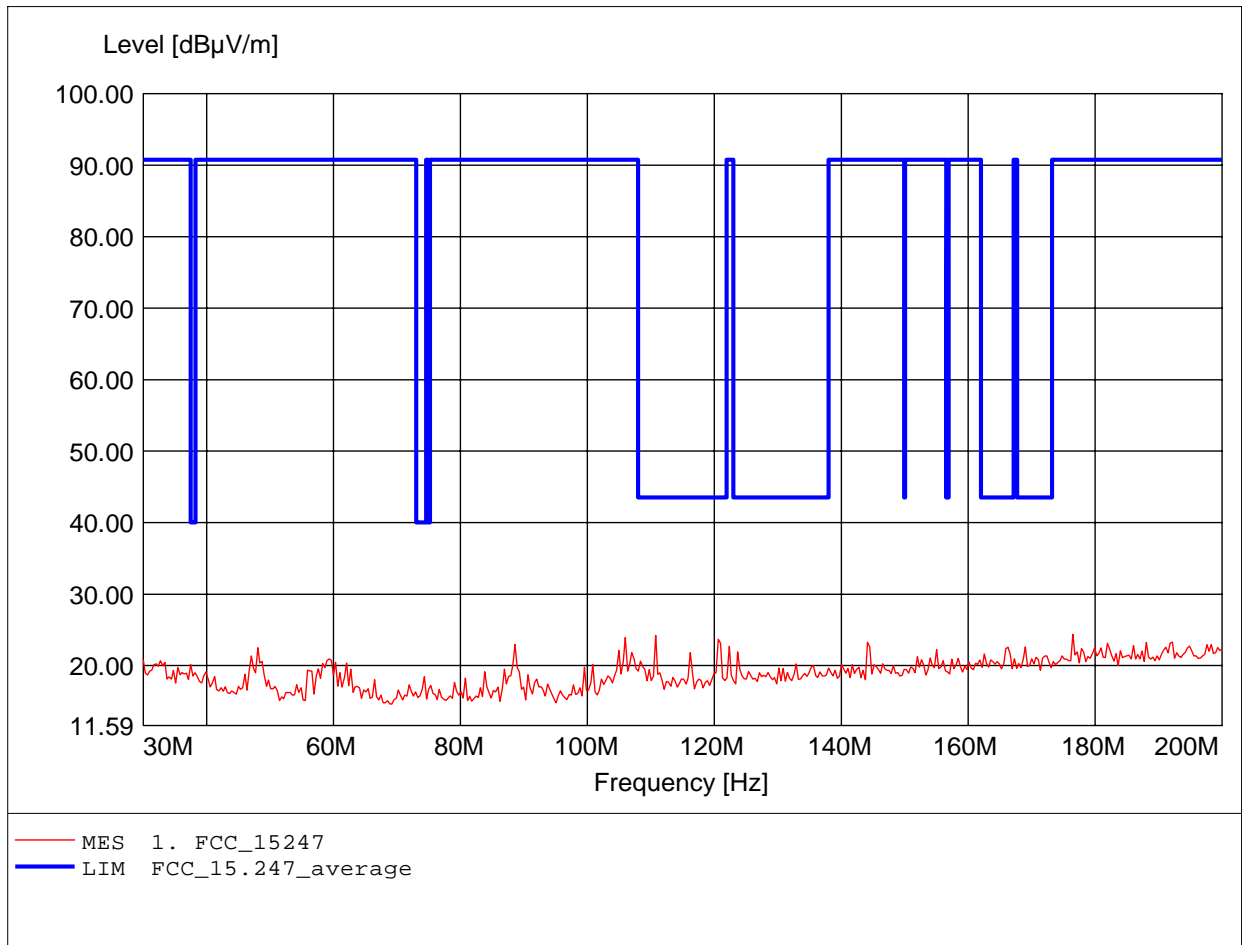
Order Number: W6M20703-7955 802.11g ch11  
Test Site / Operator: ETS / Derek  
Temperature: Temp.: 23.9°C  
Comment 1: according to §15.247, peak detector  
Ant.: HL025, amplif.  
Freq: 25.444GHz, Emax: 52.47dBμV/m, RBW: 1MHz



**Spurious emissions Field Strength**

**FCC RULES PART 15, SUBPART C / LP 0002**

Order Number: W6M20703-7955 802.11n ch1 20M  
Test Site / Operator: ETS / Derek  
Temperature: Temp.: 23.9°C  
Comment 1: according to §15.247  
Ant.: HK 116  
Freq: 176.493MHz, Emax: 24.37dBμV/m, RBW: 100kHz

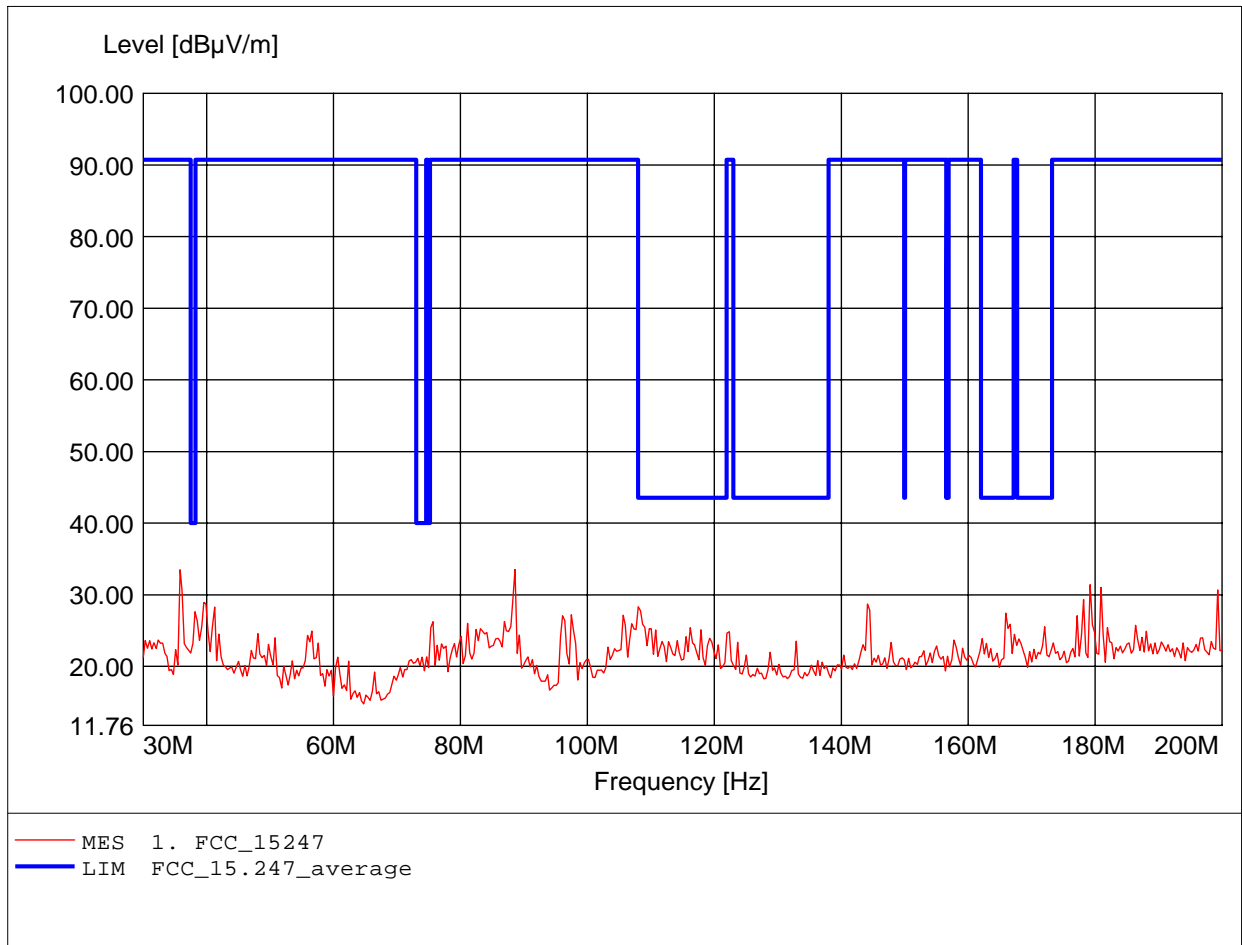




# Spurious emissions Field Strength

FCC RULES PART 15, SUBPART C / LP 0002

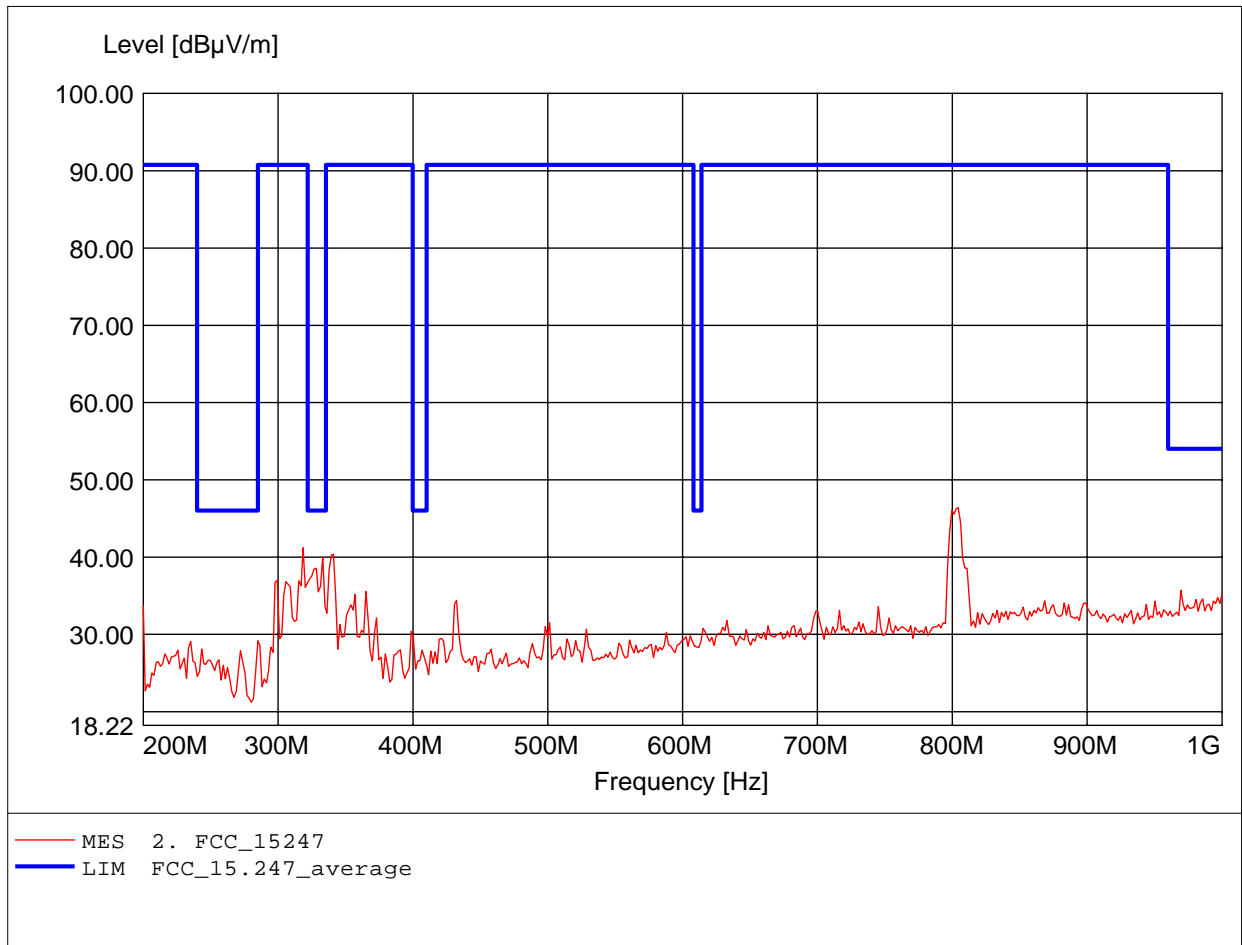
Order Number: W6M20703-7955 802.11n ch1 20M  
Test Site / Operator: ETS / Derek  
Temperature: Temp.: 23.9°C  
Comment 1: according to §15.247  
Ant.: HK 116  
Freq: 88.597MHz, Emax: 33.51dBμV/m, RBW: 100kHz



# Spurious emissions Field Strength

FCC RULES PART 15, SUBPART C / LP 0002

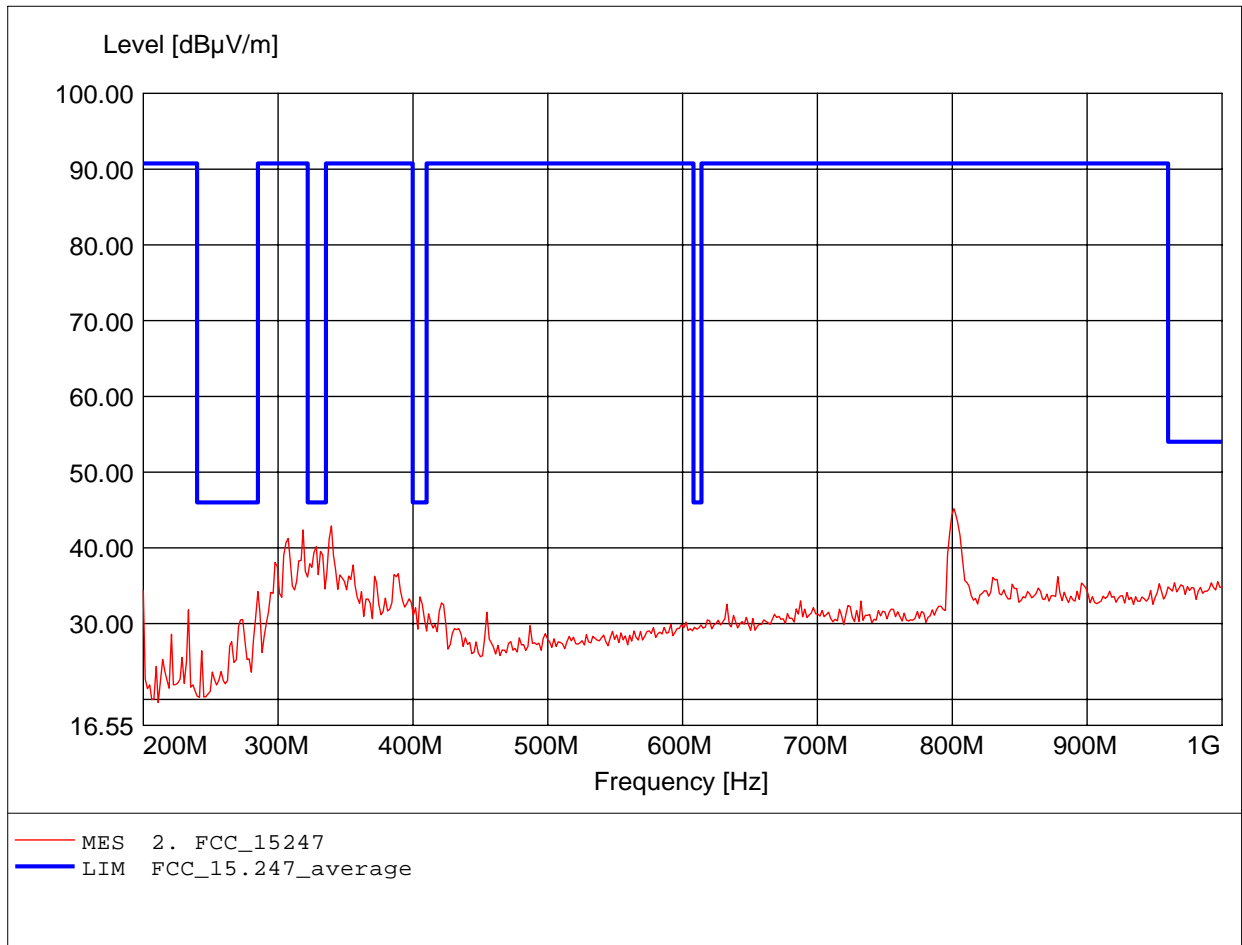
Order Number: W6M20703-7955 802.11n ch1 20M  
Test Site / Operator: ETS / Derek  
Temperature: Temp.: 23.9°C  
Comment 1: according to §15.247  
Ant.: HL 223,  
Freq: 804.409MHz, Emax: 46.40dBμV/m, RBW: 100kHz



# Spurious emissions Field Strength

FCC RULES PART 15, SUBPART C / LP 0002

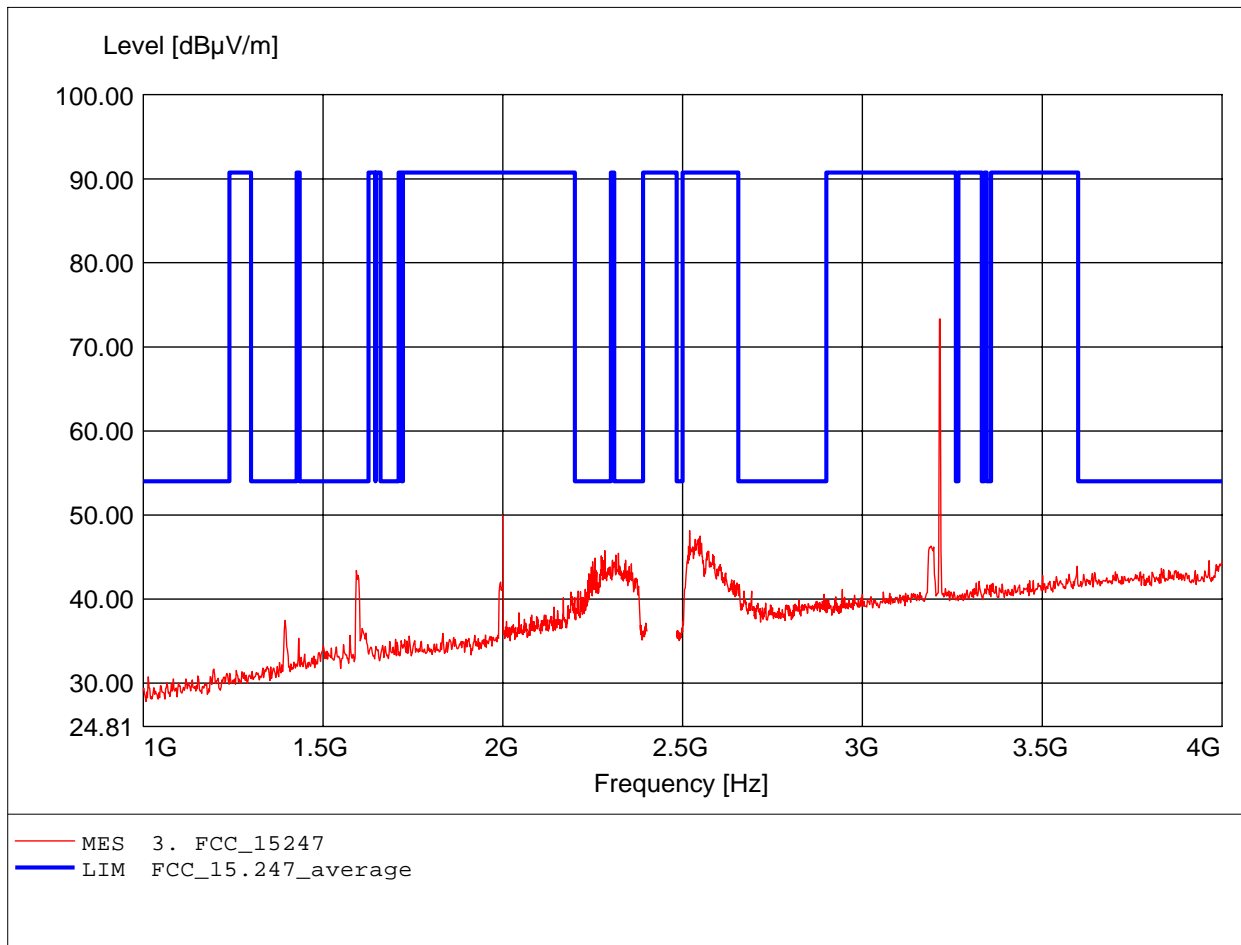
Order Number: W6M20703-7955 802.11n ch1 20M  
Test Site / Operator: ETS / Derek  
Temperature: Temp.: 23.9°C  
Comment 1: according to §15.247  
Ant.: HL 223,  
Freq: 801.202MHz, Emax: 45.16dBµV/m, RBW: 100kHz



# Spurious emissions Field Strength

FCC RULES PART 15, SUBPART C / LP 0002

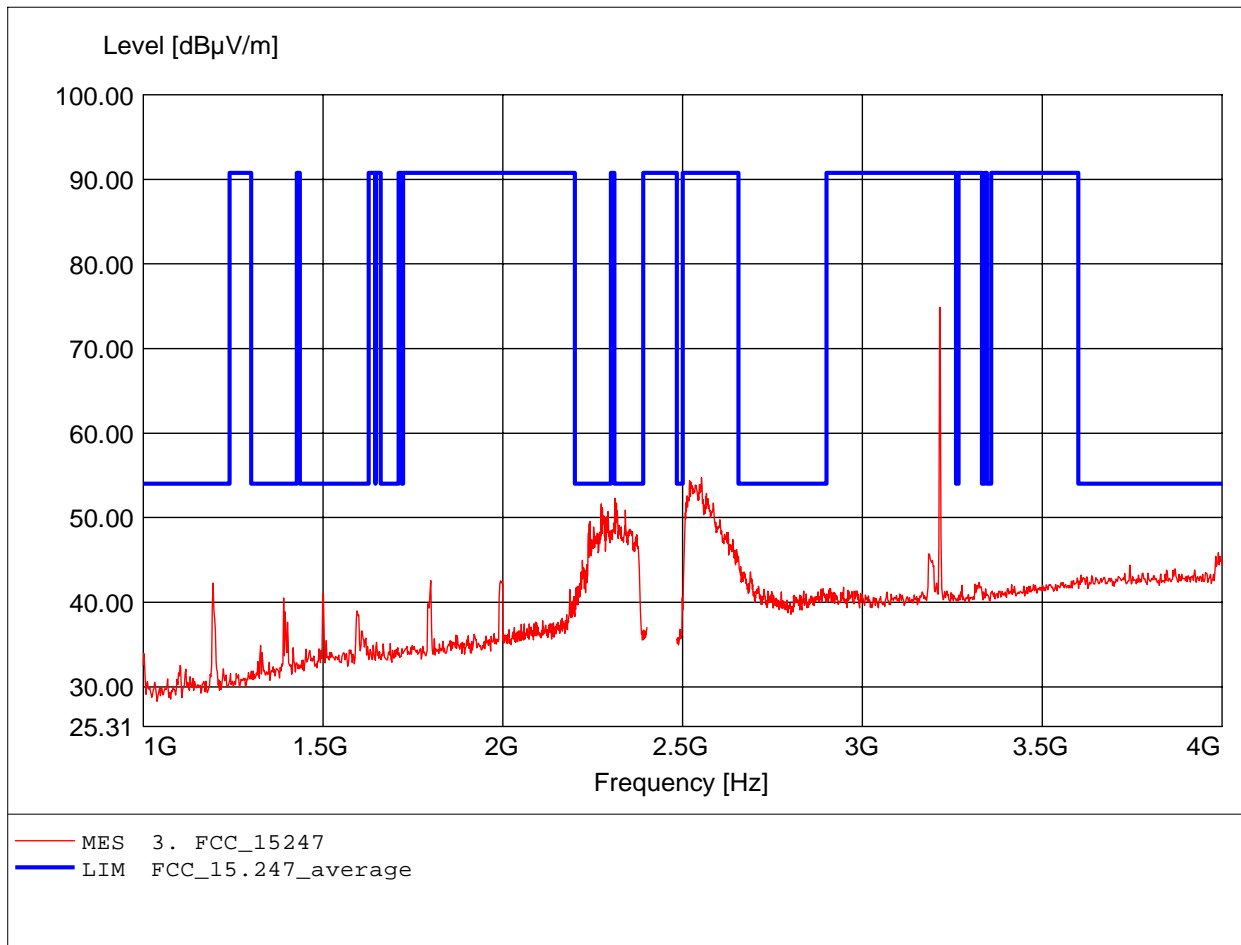
Order Number: W6M20703-7955 802.11n ch1 20M  
Test Site / Operator: ETS / Derek  
Temperature: Temp.: 23.9°C  
Comment 1: according to §15.247 / LP 0002, peak detector  
Ant.: HL025, amplif.  
Freq: 3.214GHz, Emax: 73.32dBµV/m, RBW: 1MHz



# Spurious emissions Field Strength

FCC RULES PART 15, SUBPART C / LP 0002

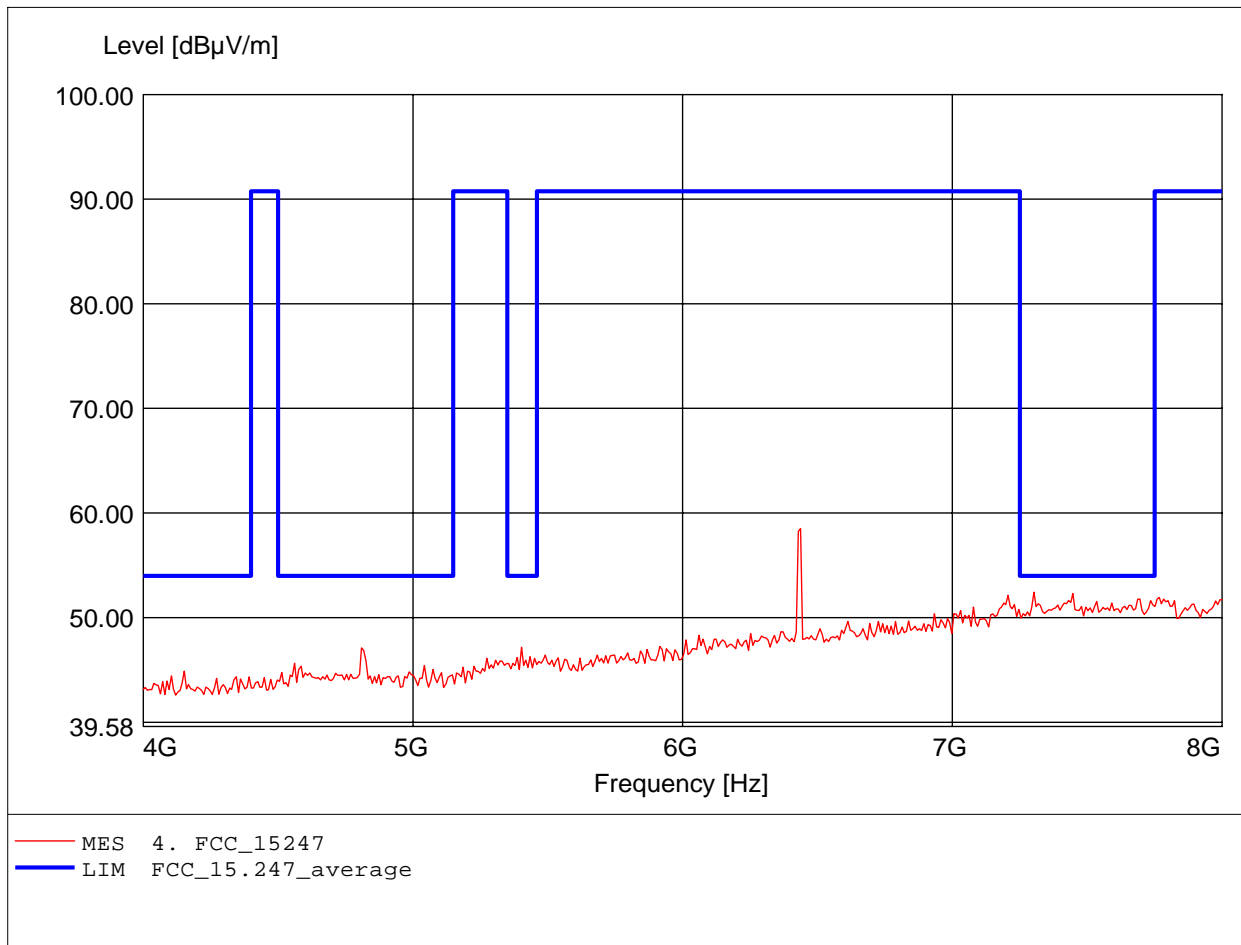
Order Number: W6M20703-7955 802.11n ch1 20M  
Test Site / Operator: ETS / Derek  
Temperature: Temp.: 23.9°C  
Comment 1: according to §15.247 / LP 0002, peak detector  
Ant.: HL025, amplif.  
Freq: 3.214GHz, Emax: 74.89dBμV/m, RBW: 1MHz



# Spurious emissions Field Strength

FCC RULES PART 15, SUBPART C / LP 0002

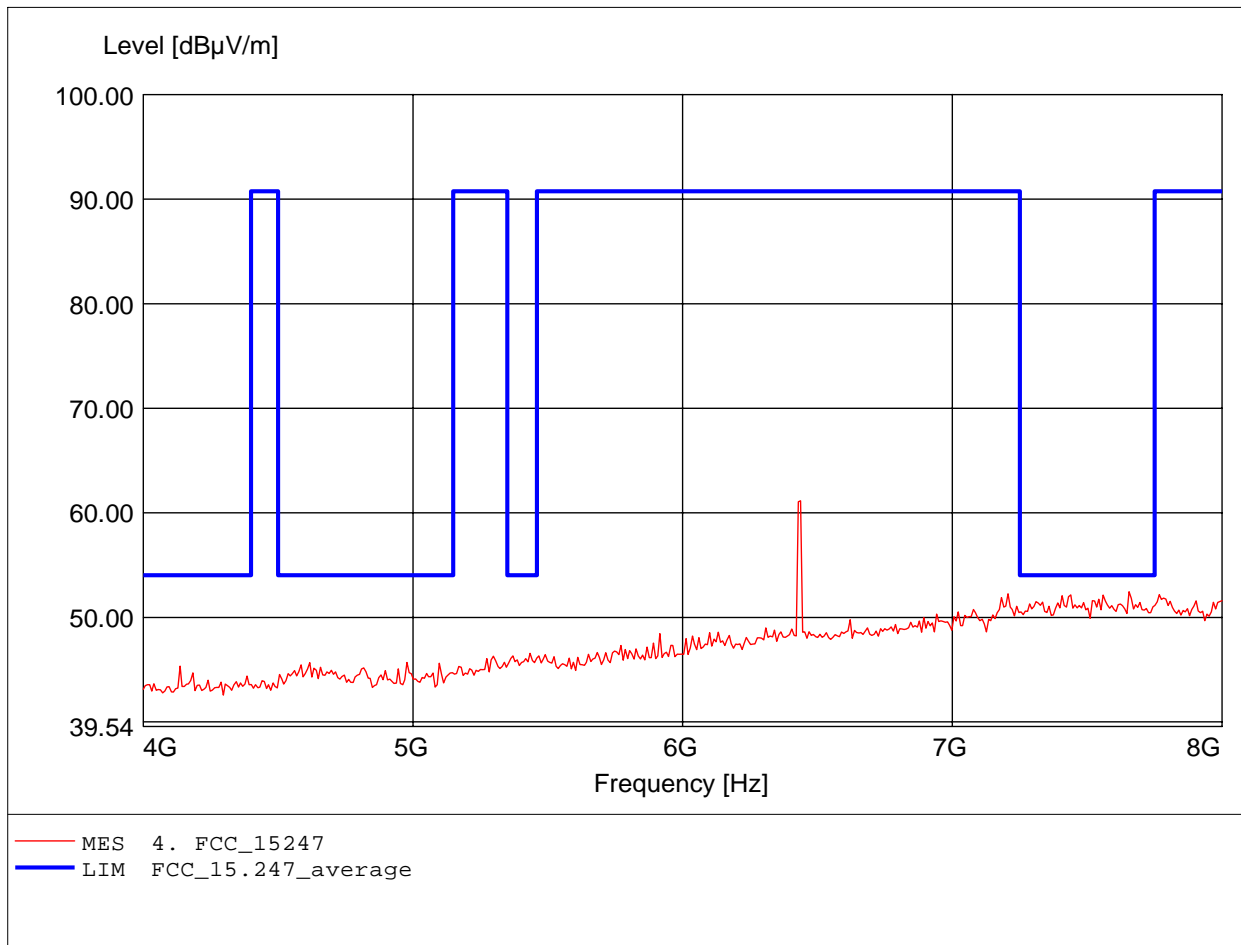
Order Number: W6M20703-7955 802.11n ch1 20M  
Test Site / Operator: ETS / Derek  
Temperature: Temp.: 23.9°C  
Comment 1: according to §15.247, peak detector  
Ant.: HL025, ampl.+HP.  
Freq: 6.437GHz, Emax: 58.50dBμV/m, RBW: 1MHz



# Spurious emissions Field Strength

FCC RULES PART 15, SUBPART C / LP 0002

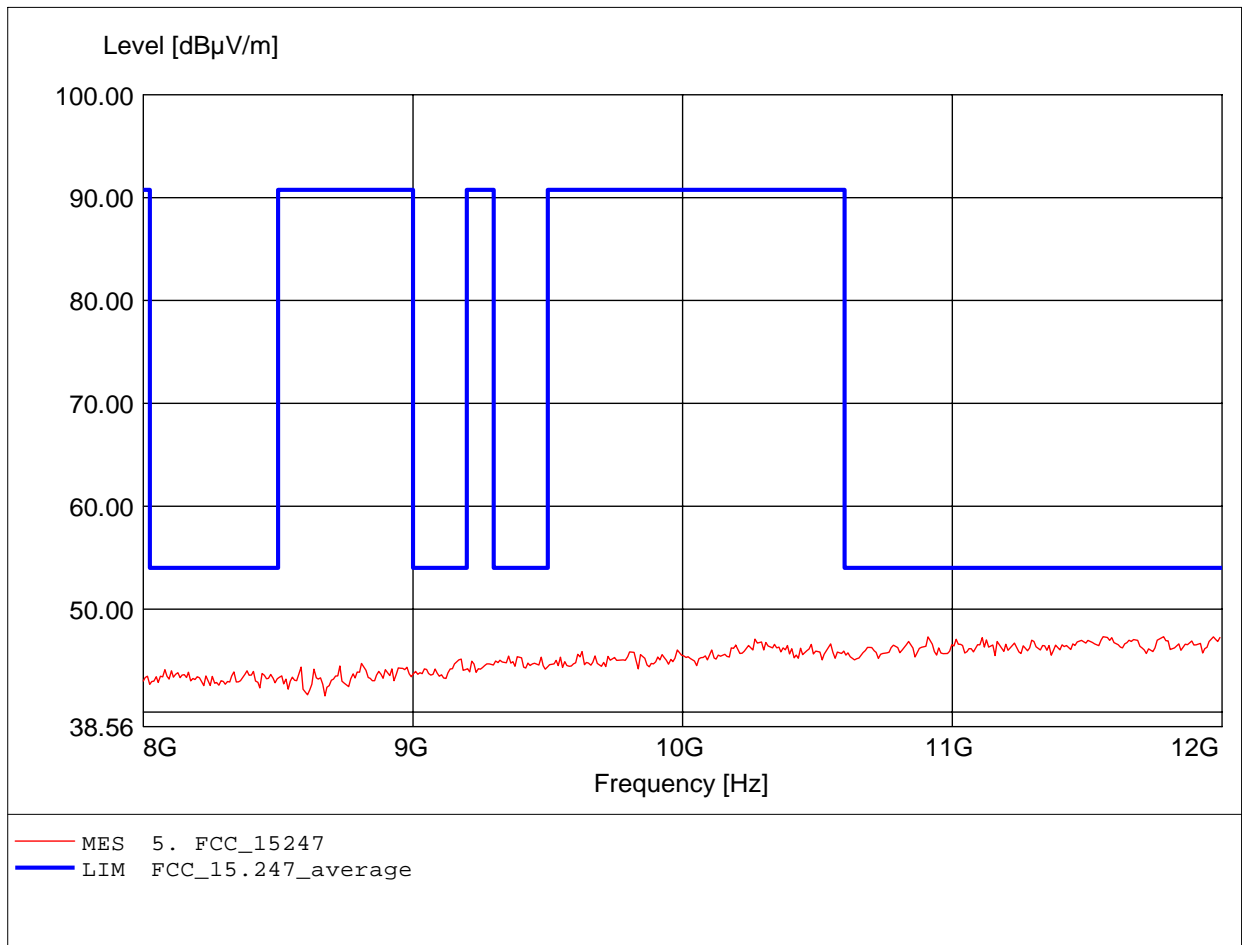
Order Number: W6M20703-7955 802.11n ch1 20M  
Test Site / Operator: ETS / Derek  
Temperature: Temp.: 23.9°C  
Comment 1: according to §15.247, peak detector  
Ant.: HL025, ampl.+HP.  
Freq: 6.437GHz, Emax: 61.15dBμV/m, RBW: 1MHz



**Spurious emissions Field Strength**

**FCC RULES PART 15, SUBPART C / LP 0002**

Order Number: W6M20703-7955 802.11n ch1 20M  
Test Site / Operator: ETS / Derek  
Temperature: Temp.: 23.9°C  
Comment 1: according to §15.247, peak detector  
Ant.: HL025, ampl.+HP.  
Freq: 11.559GHz, Emax: 47.32dBμV/m, RBW: 1MHz

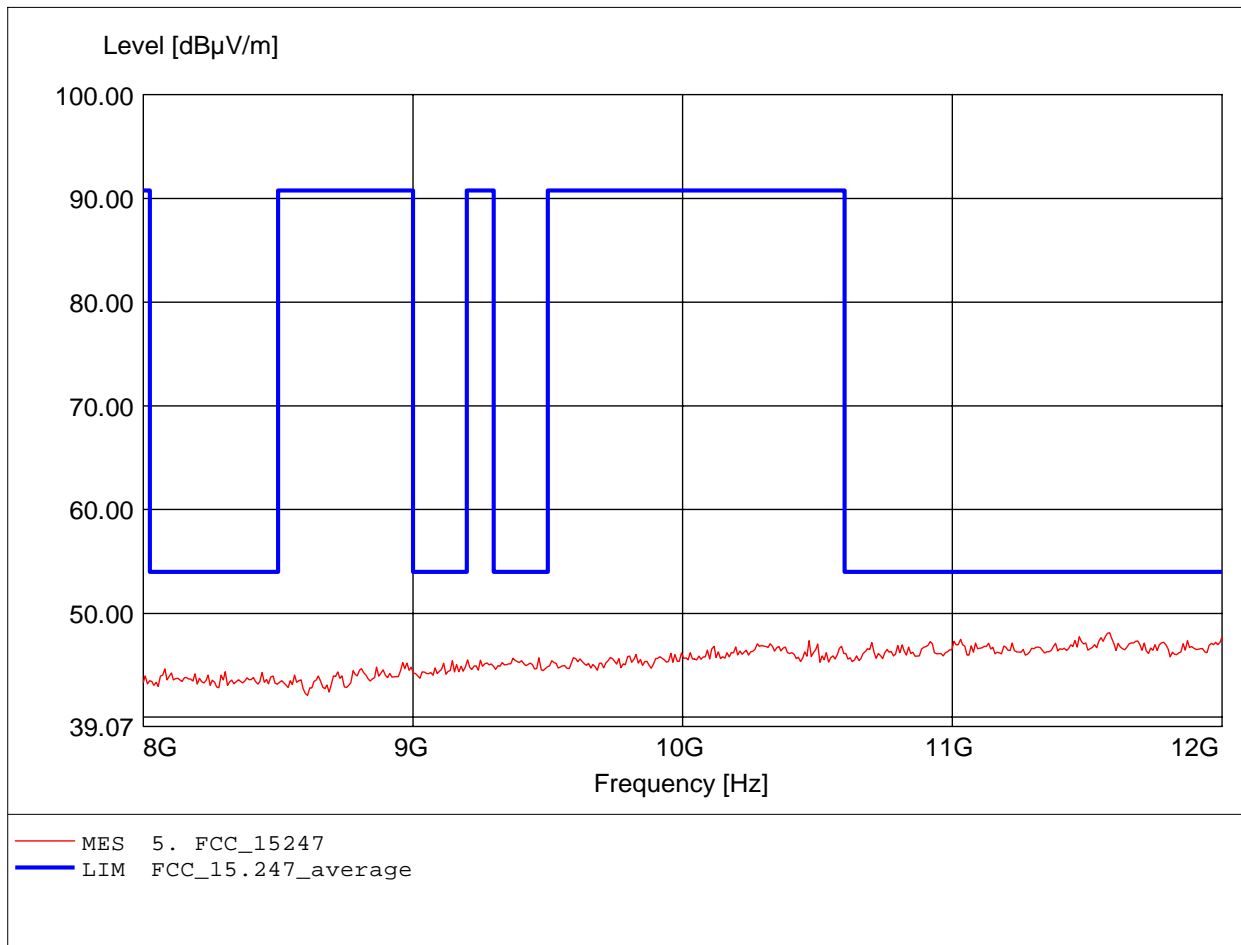




# Spurious emissions Field Strength

FCC RULES PART 15, SUBPART C / LP 0002

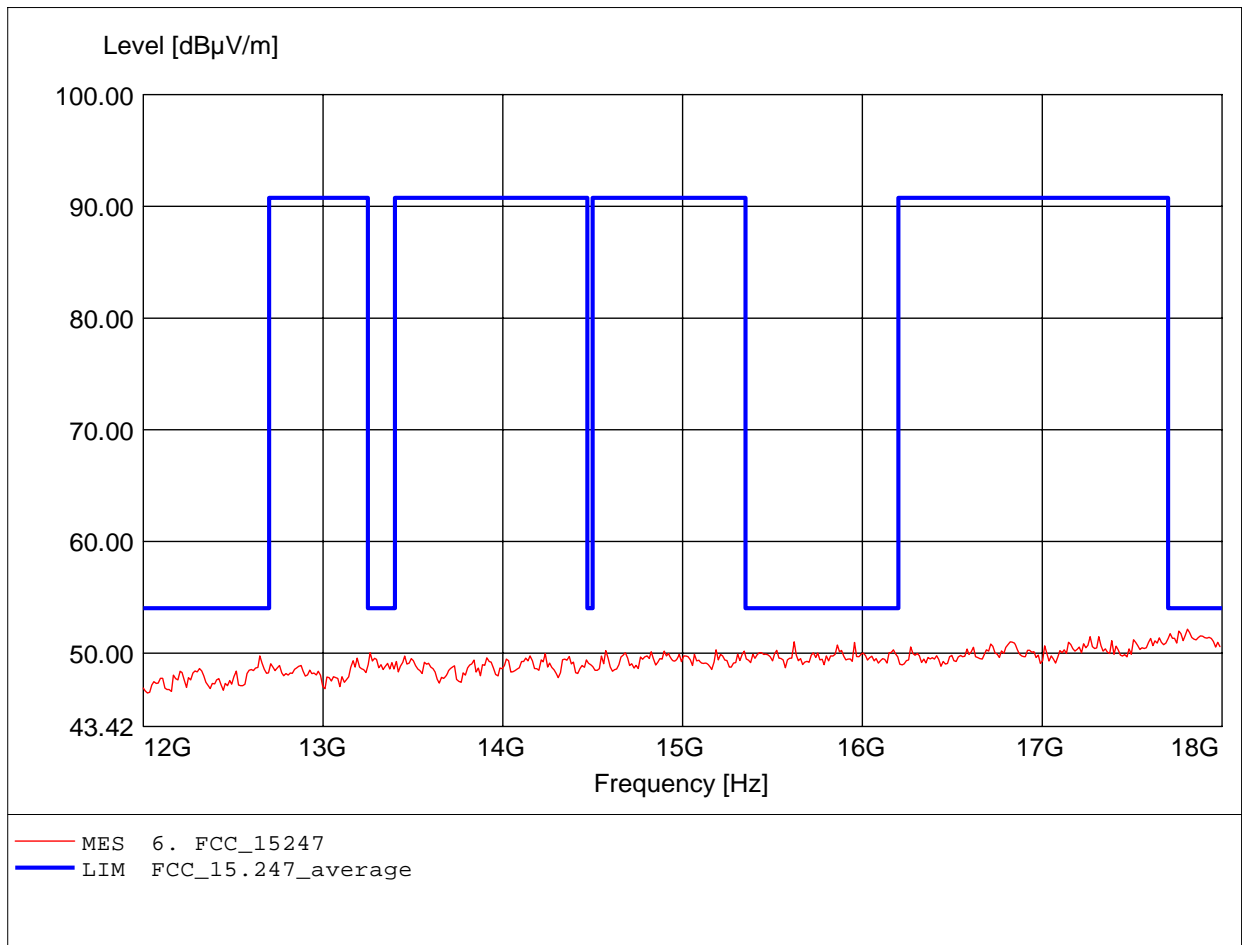
Order Number: W6M20703-7955 802.11n ch1 20M  
Test Site / Operator: ETS / Derek  
Temperature: Temp.: 23.9°C  
Comment 1: according to §15.247, peak detector  
Ant.: HL025, ampl.+HP.  
Freq: 11.583GHz, Emax: 48.13dBμV/m, RBW: 1MHz



# Spurious emissions Field Strength

FCC RULES PART 15, SUBPART C / LP 0002

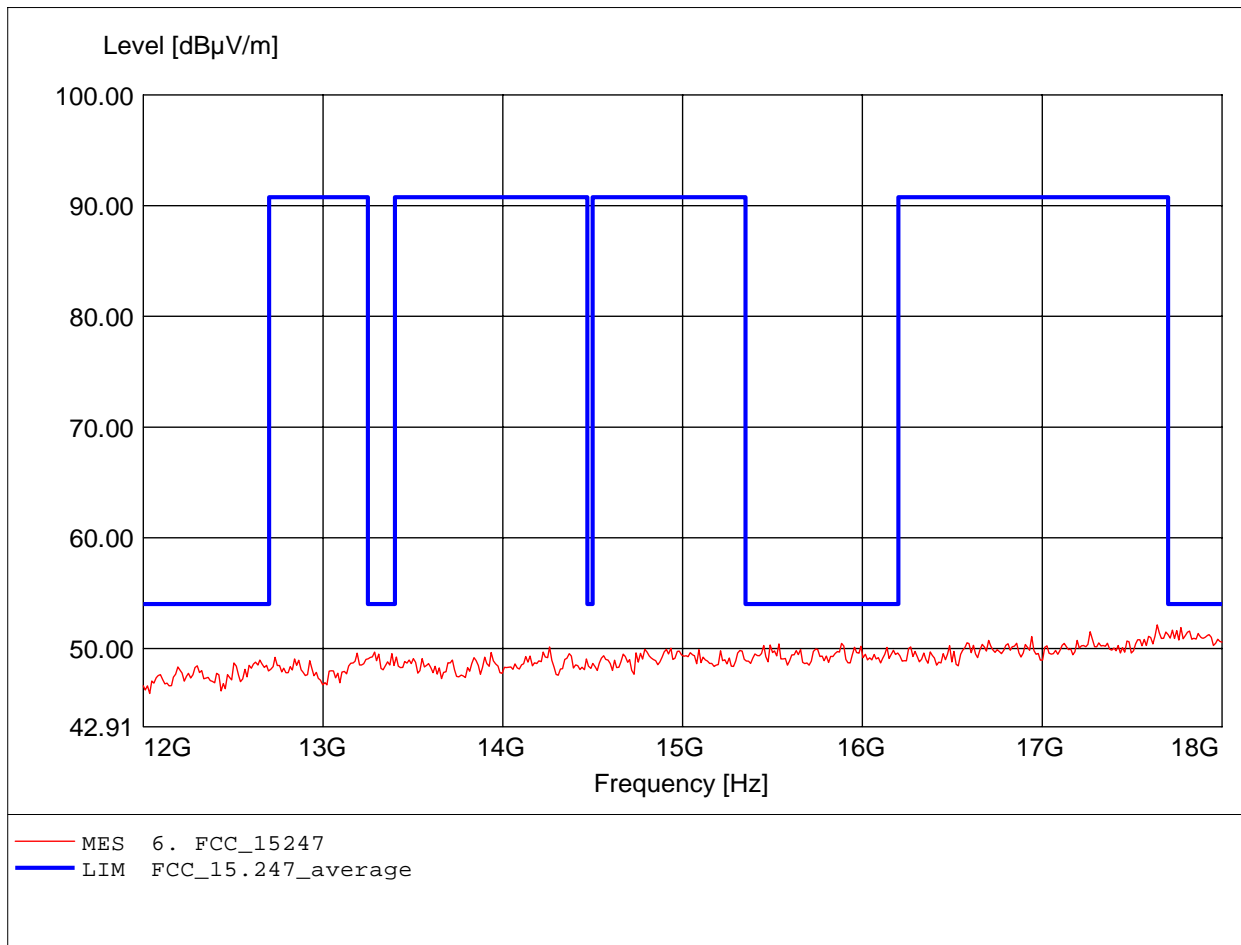
Order Number: W6M20703-7955 802.11n ch1 20M  
Test Site / Operator: ETS / Derek  
Temperature: Temp.: 23.9°C  
Comment 1: according to §15.247, peak detector  
Ant.: HL025, ampl.+HP.  
Freq: 17.808GHz, Emax: 52.16dBµV/m, RBW: 1MHz



# Spurious emissions Field Strength

FCC RULES PART 15, SUBPART C / LP 0002

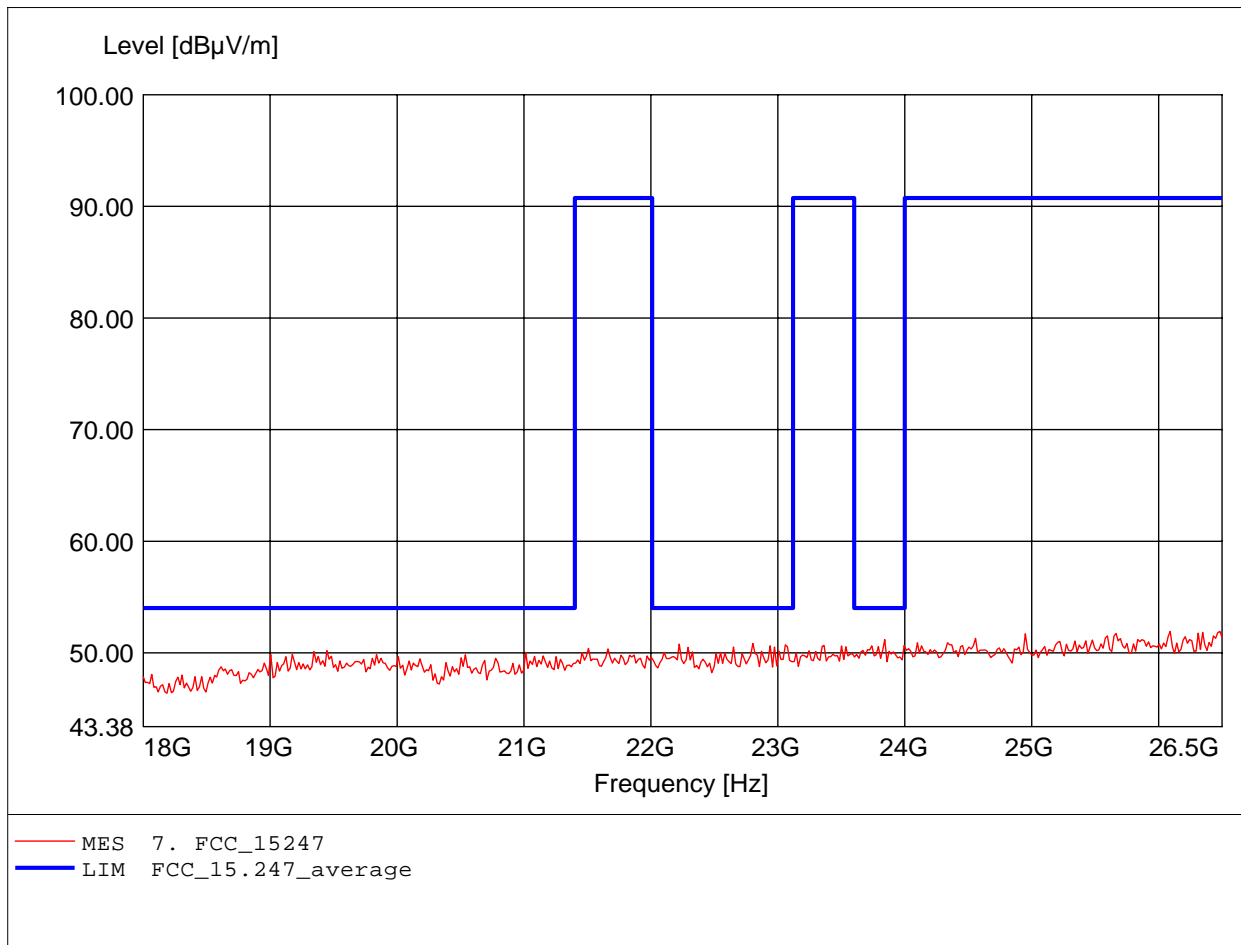
Order Number: W6M20703-7955 802.11n ch1 20M  
Test Site / Operator: ETS / Derek  
Temperature: Temp.: 23.9°C  
Comment 1: according to §15.247, peak detector  
Ant.: HL025, ampl.+HP.  
Freq: 17.639GHz, Emax: 52.14dBμV/m, RBW: 1MHz



# Spurious emissions Field Strength

FCC RULES PART 15, SUBPART C / LP 0002

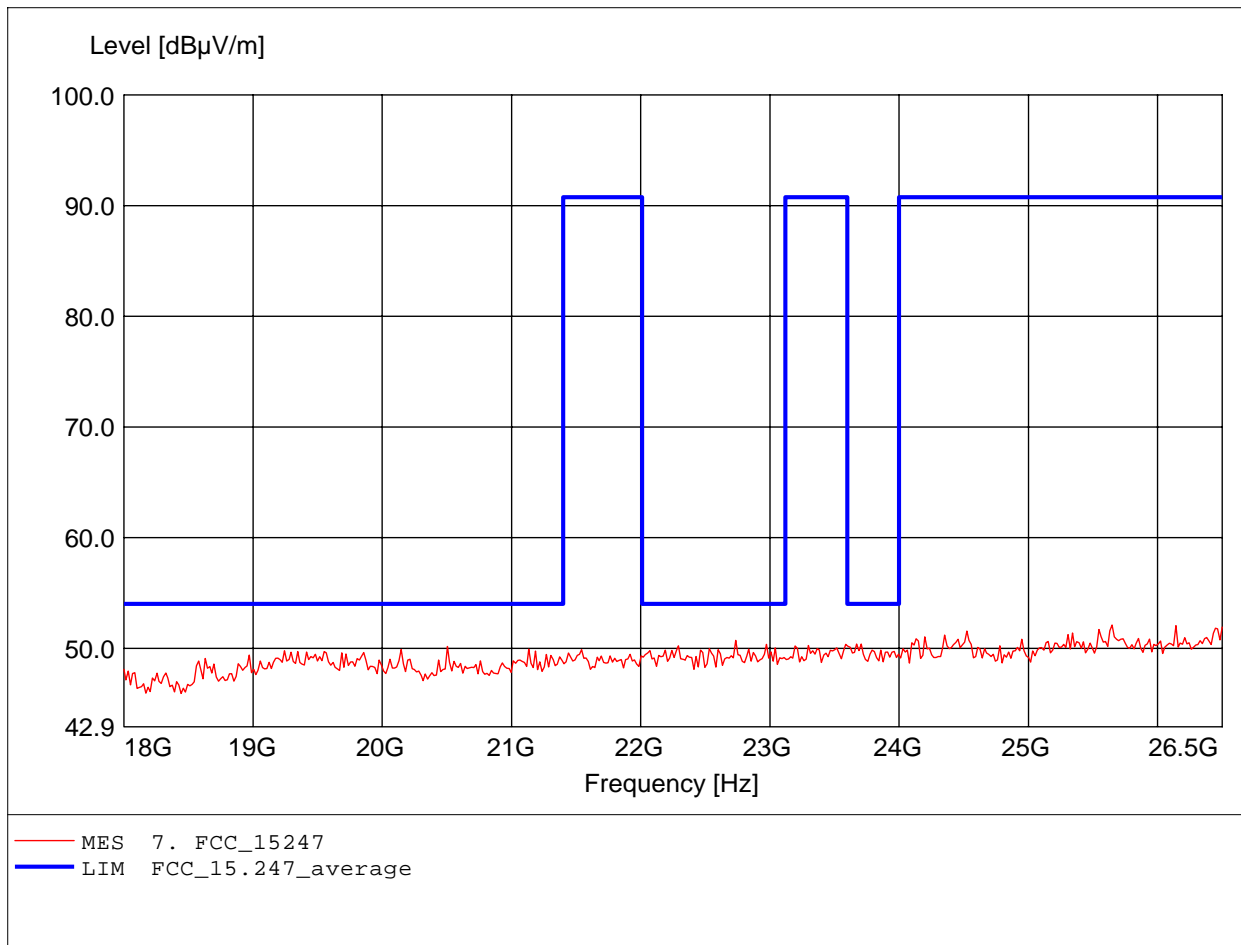
Order Number: W6M20703-7955 802.11n ch1 20M  
Test Site / Operator: ETS / Derek  
Temperature: Temp.: 23.9°C  
Comment 1: according to §15.247, peak detector  
Ant.: HL025, amplif.  
Freq: 26.091GHz, Emax: 51.92dBμV/m, RBW: 1MHz



# Spurious emissions Field Strength

FCC RULES PART 15, SUBPART C / LP 0002

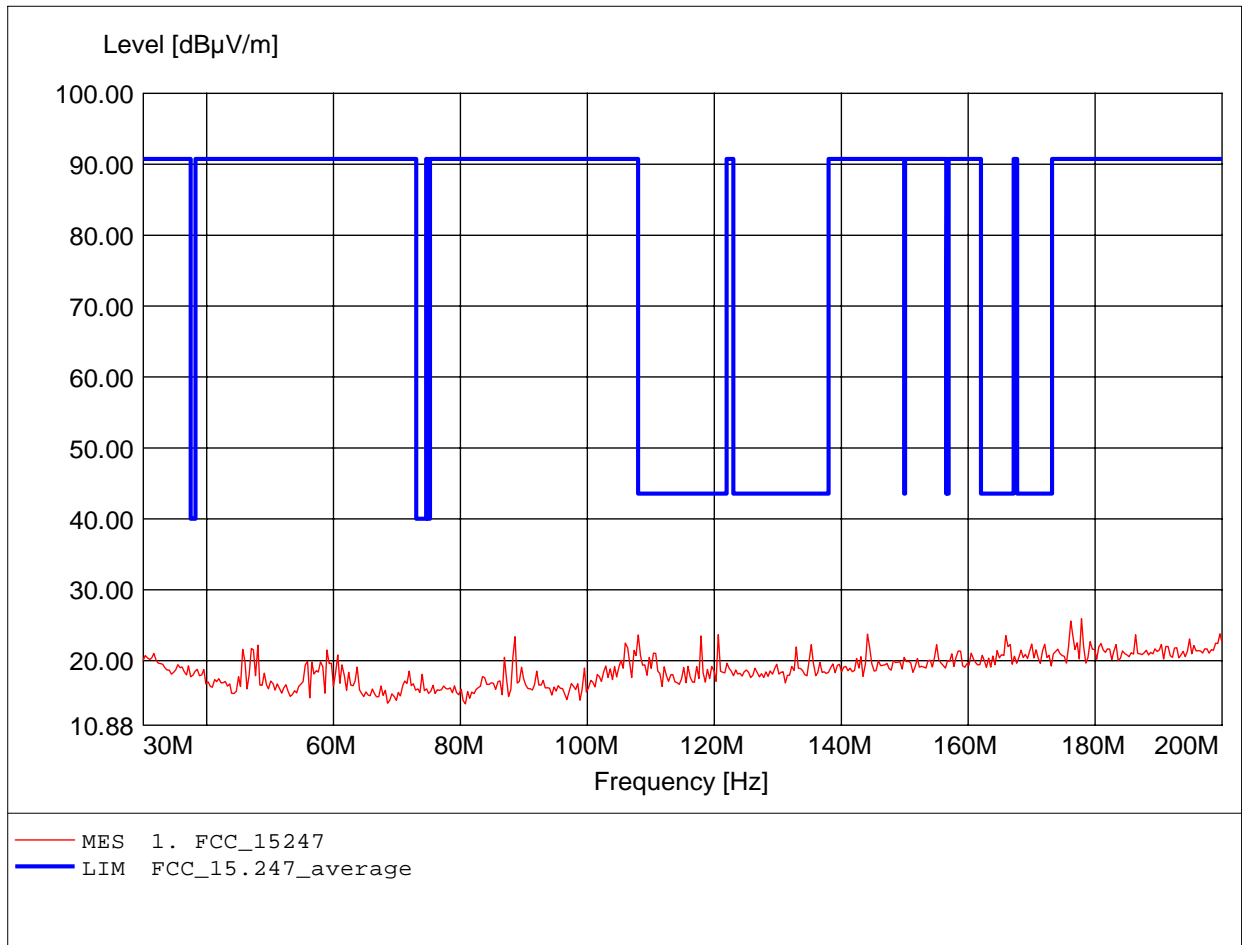
Order Number: W6M20703-7955 802.11n ch1 20M  
Test Site / Operator: ETS / Derek  
Temperature: Temp.: 23.9°C  
Comment 1: according to §15.247, peak detector  
Ant.: HL025, amplif.  
Freq: 25.648GHz, Emax: 52.11dBμV/m, RBW: 1MHz



# Spurious emissions Field Strength

FCC RULES PART 15, SUBPART C / LP 0002

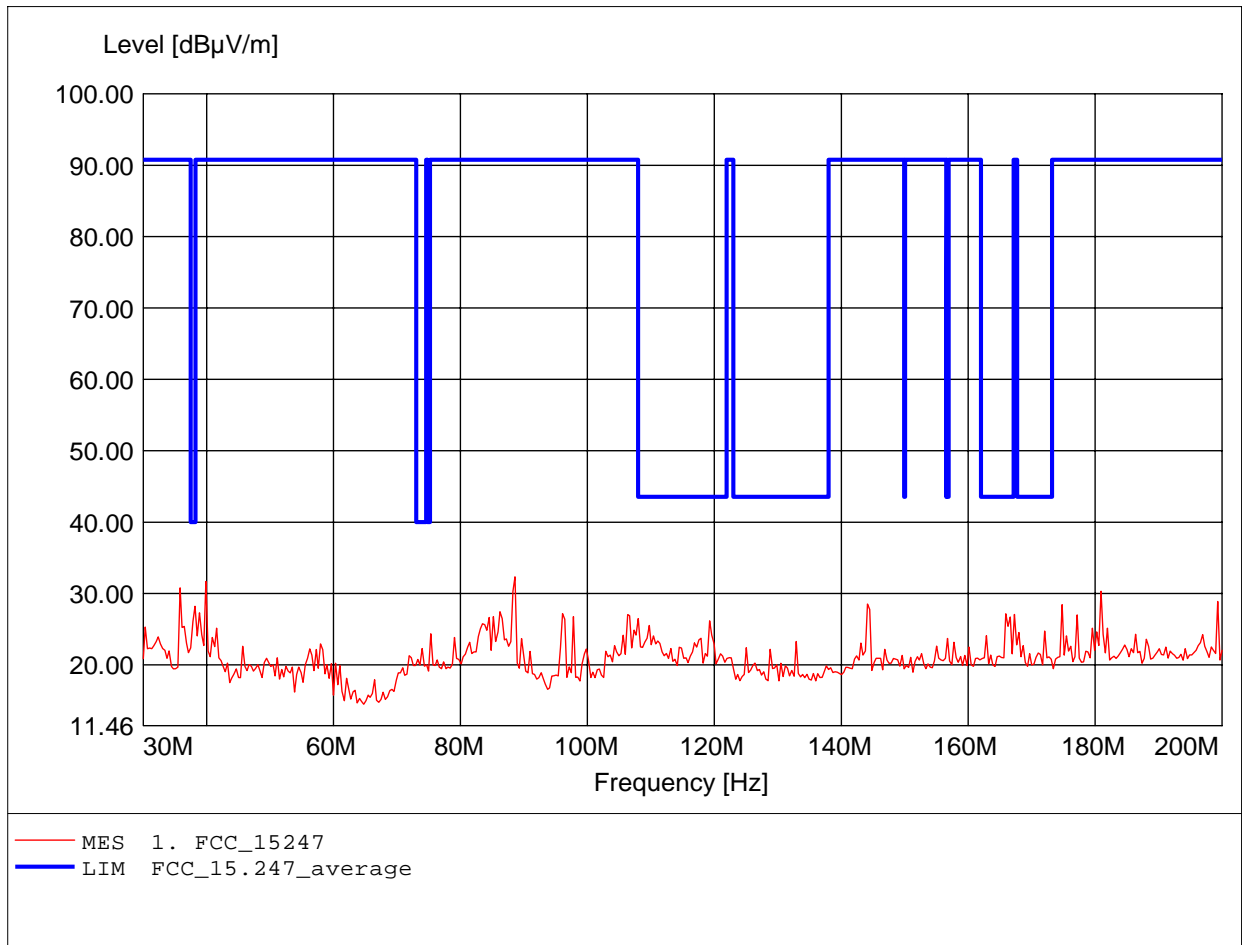
Order Number: W6M20703-7955 802.11n ch6 20M  
Test Site / Operator: ETS / Derek  
Temperature: Temp.: 23.9°C  
Comment 1: according to §15.247  
Ant.: HK 116  
Freq: 177.856MHz, Emax: 25.90dBμV/m, RBW: 100kHz



# Spurious emissions Field Strength

FCC RULES PART 15, SUBPART C / LP 0002

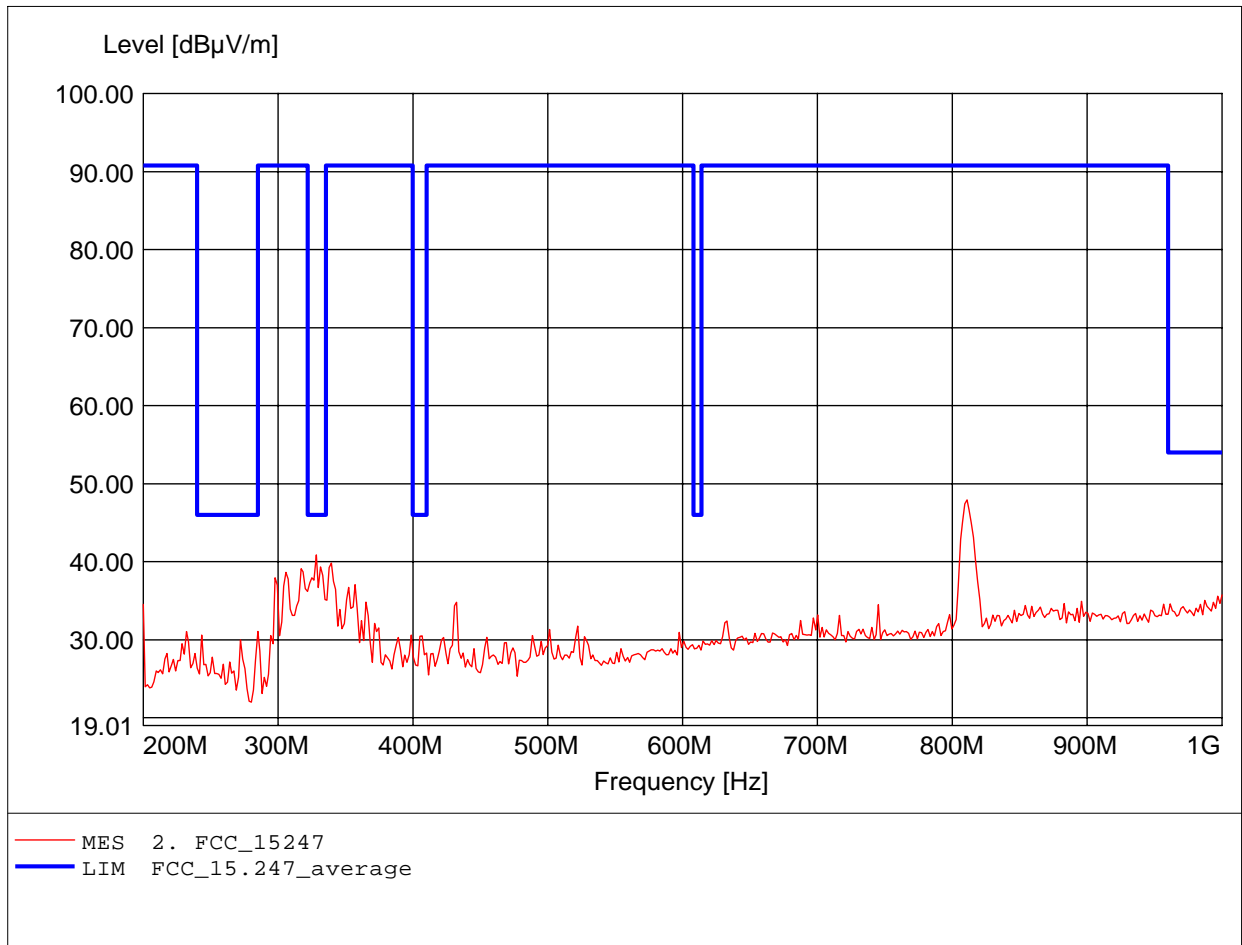
Order Number: W6M20703-7955 802.11n ch6 20M  
Test Site / Operator: ETS / Derek  
Temperature: Temp.: 23.9°C  
Comment 1: according to §15.247  
Ant.: HK 116  
Freq: 88.597MHz, Emax: 32.34dBμV/m, RBW: 100kHz



# Spurious emissions Field Strength

FCC RULES PART 15, SUBPART C / LP 0002

Order Number: W6M20703-7955 802.11n ch6 20M  
Test Site / Operator: ETS / Derek  
Temperature: Temp.: 23.9°C  
Comment 1: according to §15.247  
Ant.: HL 223,  
Freq: 810.822MHz, Emax: 47.95dBμV/m, RBW: 100kHz

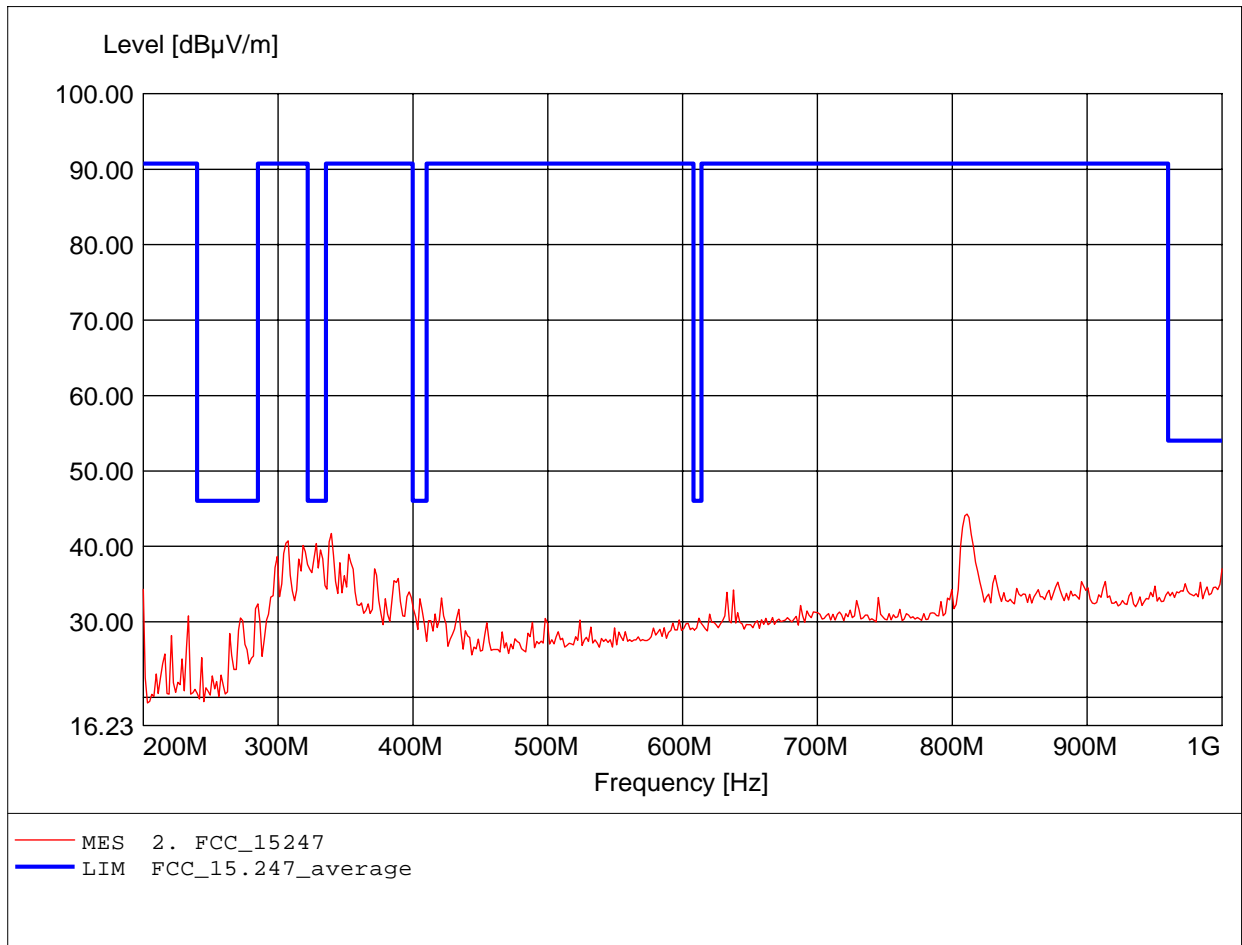




# Spurious emissions Field Strength

FCC RULES PART 15, SUBPART C / LP 0002

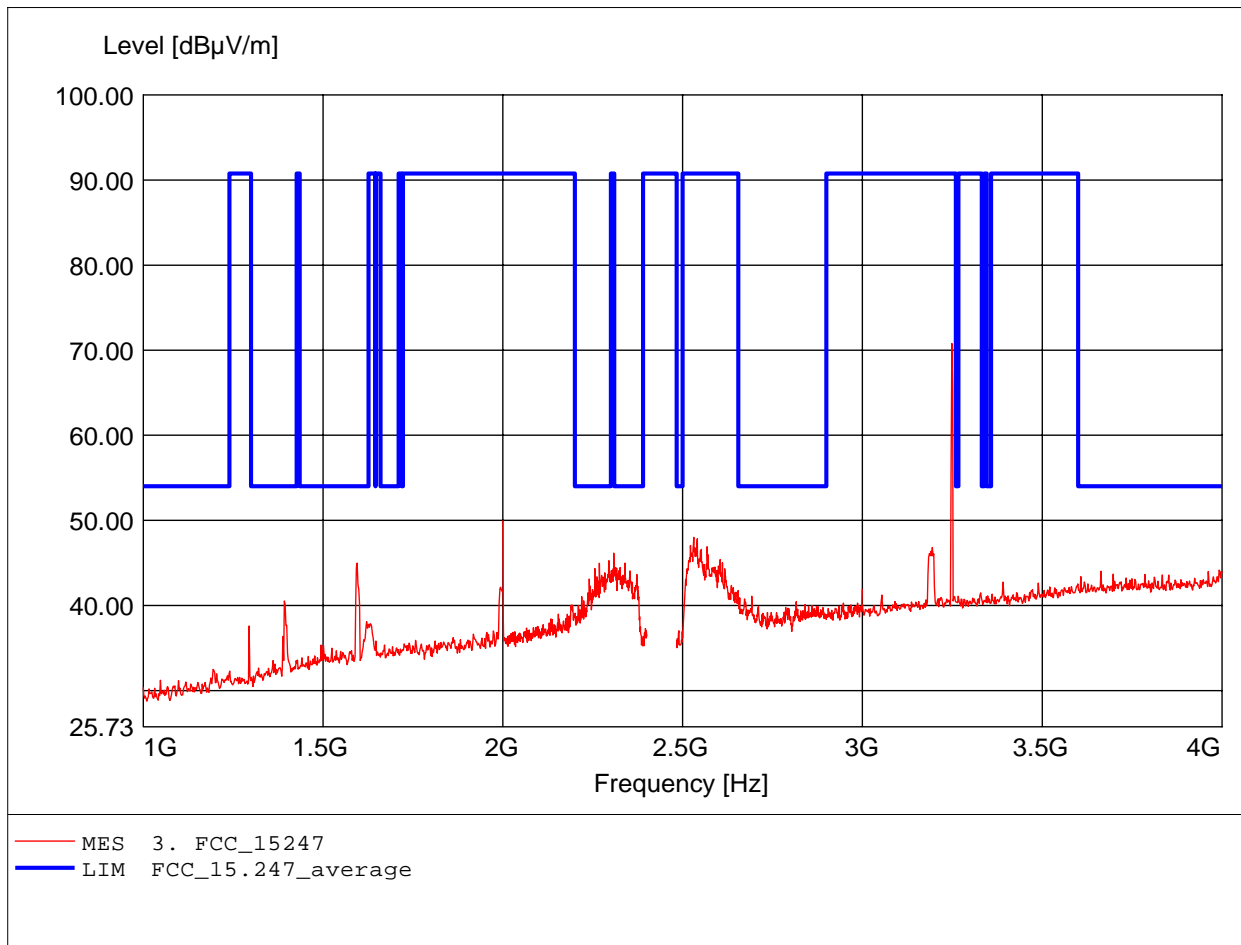
Order Number: W6M20703-7955 802.11n ch6 20M  
Test Site / Operator: ETS / Derek  
Temperature: Temp.: 23.9°C  
Comment 1: according to §15.247  
Ant.: HL 223,  
Freq: 810.822MHz, Emax: 44.30dBμV/m, RBW: 100kHz



# Spurious emissions Field Strength

FCC RULES PART 15, SUBPART C / LP 0002

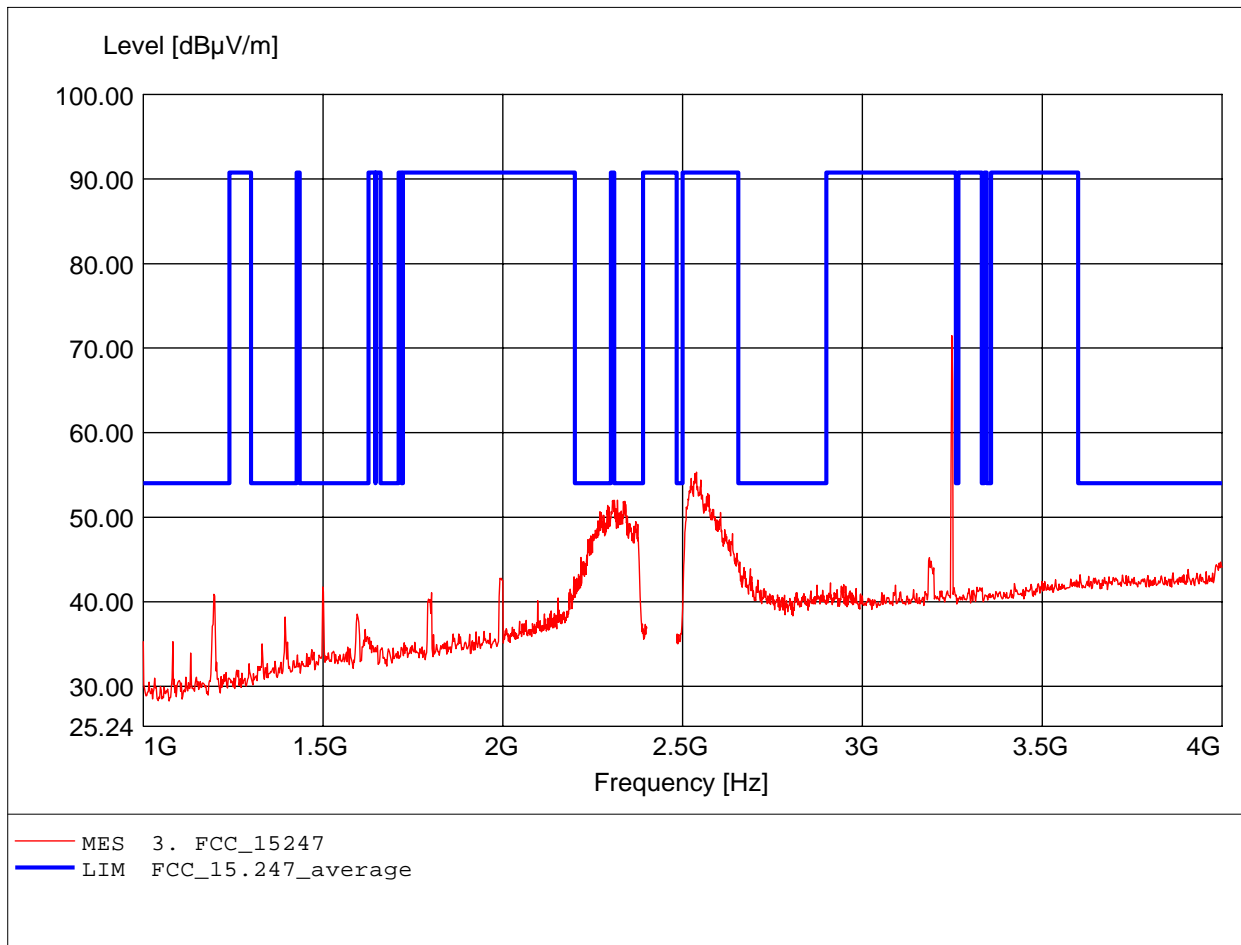
Order Number: W6M20703-7955 802.11n ch6 20M  
Test Site / Operator: ETS / Derek  
Temperature: Temp.: 23.9°C  
Comment 1: according to §15.247 / LP 0002, peak detector  
Ant.: HL025, amplif.  
Freq: 3.248GHz, Emax: 70.80dBμV/m, RBW: 1MHz



# Spurious emissions Field Strength

FCC RULES PART 15, SUBPART C / LP 0002

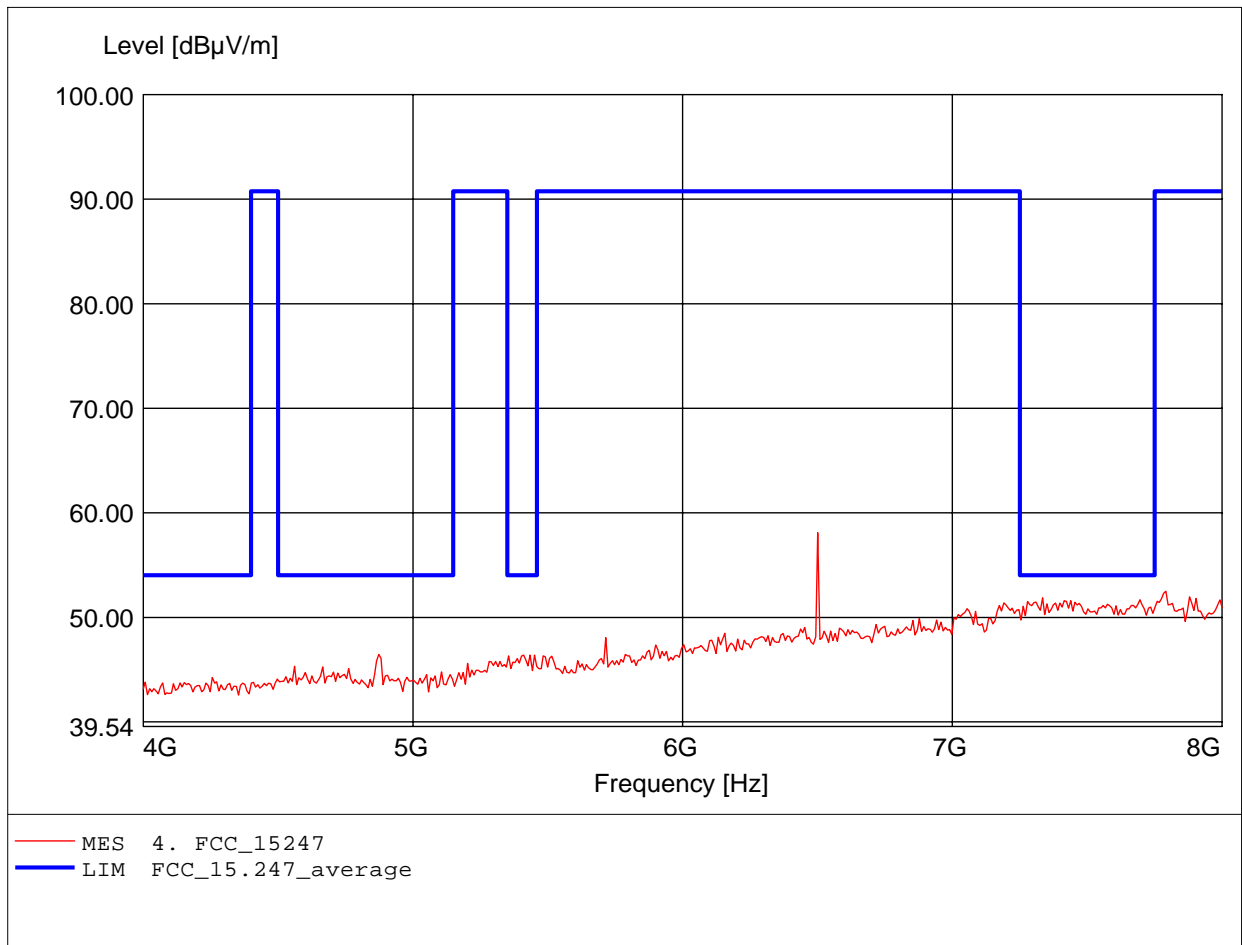
Order Number: W6M20703-7955 802.11n ch6 20M  
Test Site / Operator: ETS / Derek  
Temperature: Temp.: 23.9°C  
Comment 1: according to §15.247 / LP 0002, peak detector  
Ant.: HL025, amplif.  
Freq: 3.248GHz, Emax: 71.49dBµV/m, RBW: 1MHz



# Spurious emissions Field Strength

FCC RULES PART 15, SUBPART C / LP 0002

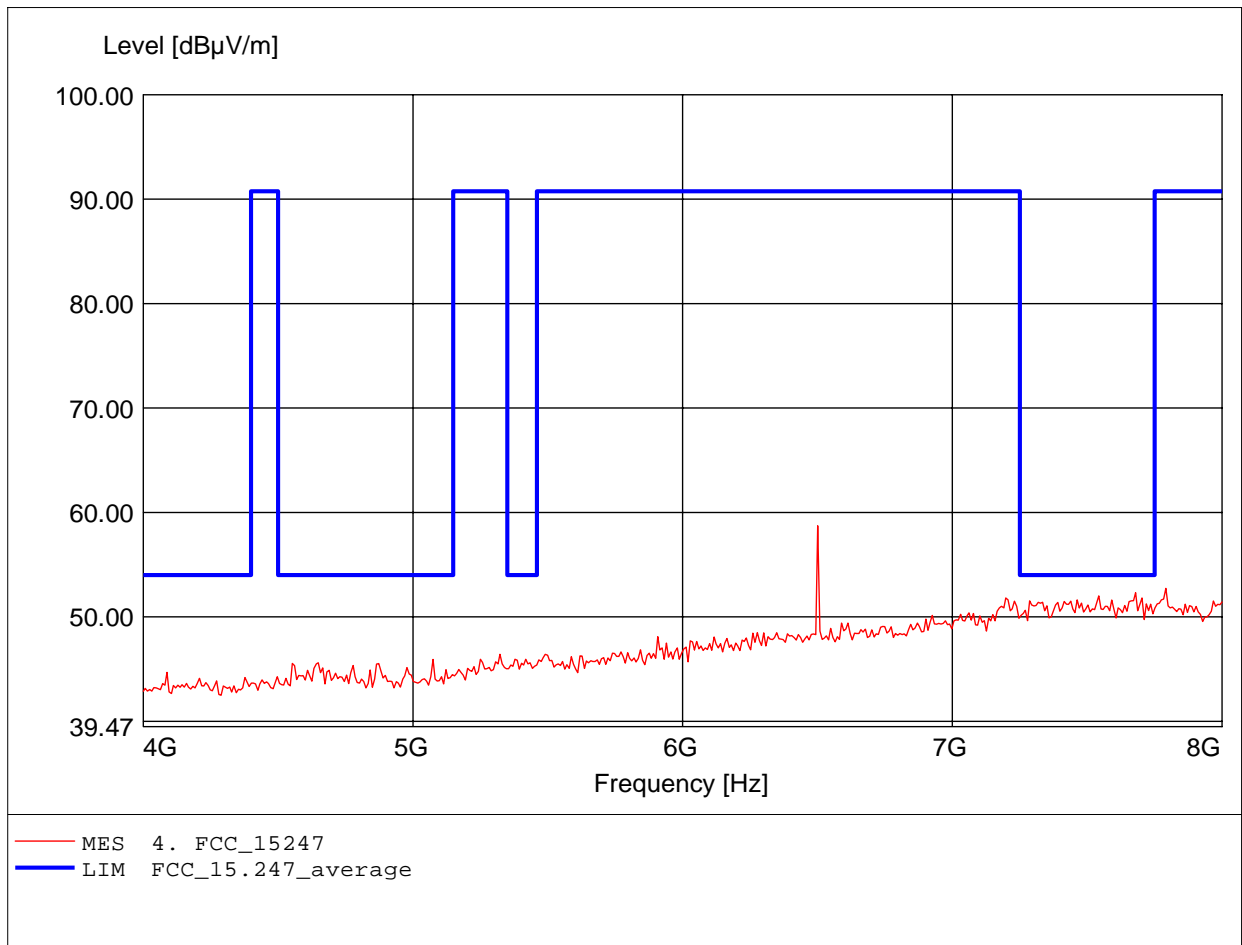
Order Number: W6M20703-7955 802.11n ch6 20M  
Test Site / Operator: ETS / Derek  
Temperature: Temp.: 23.9°C  
Comment 1: according to §15.247, peak detector  
Ant.: HL025, ampl.+HP.  
Freq: 6.501GHz, Emax: 58.10dBμV/m, RBW: 1MHz



# Spurious emissions Field Strength

FCC RULES PART 15, SUBPART C / LP 0002

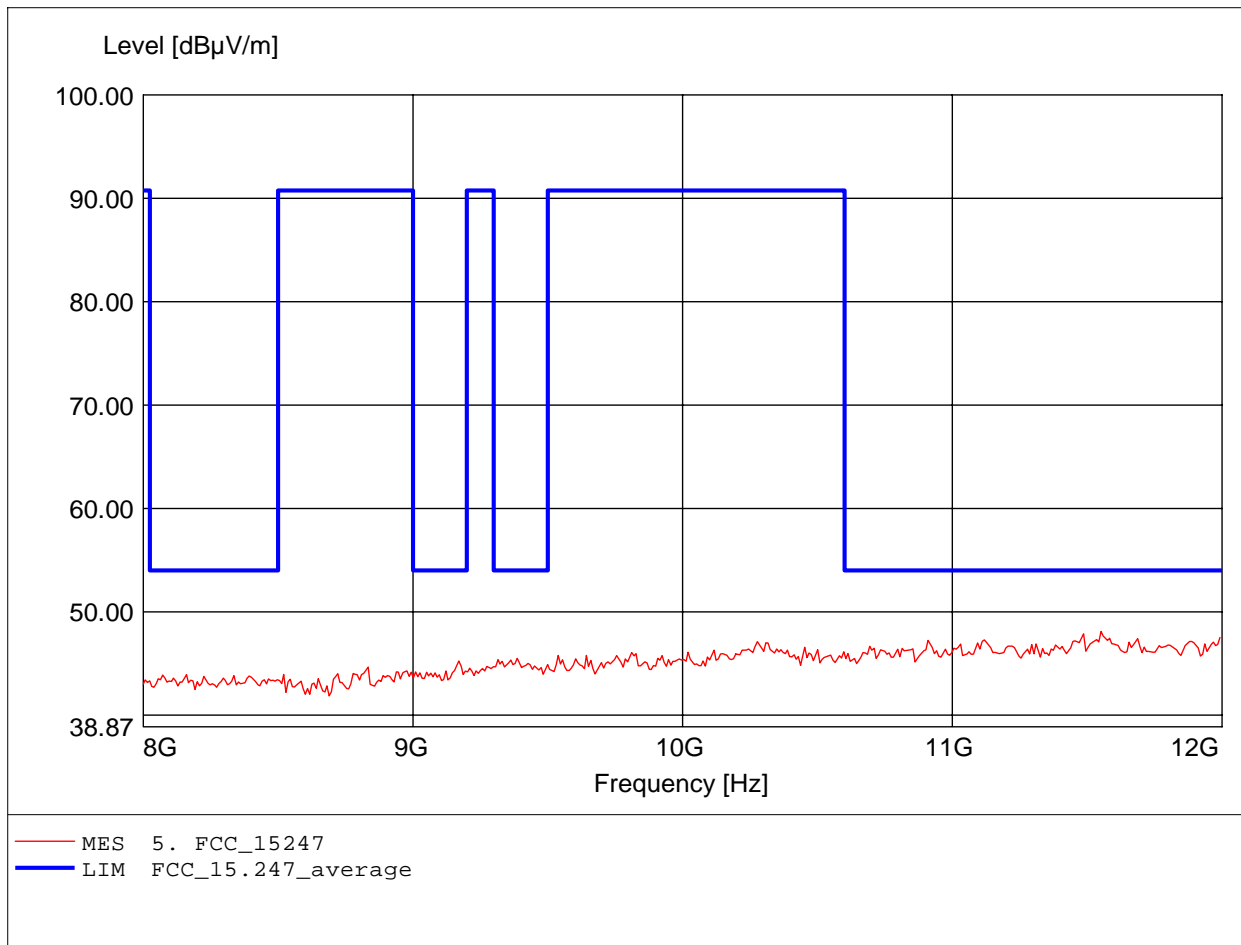
Order Number: W6M20703-7955 802.11n ch6 20M  
Test Site / Operator: ETS / Derek  
Temperature: Temp.: 23.9°C  
Comment 1: according to §15.247, peak detector  
Ant.: HL025, ampl.+HP.  
Freq: 6.501GHz, Emax: 58.73dBμV/m, RBW: 1MHz



# Spurious emissions Field Strength

FCC RULES PART 15, SUBPART C / LP 0002

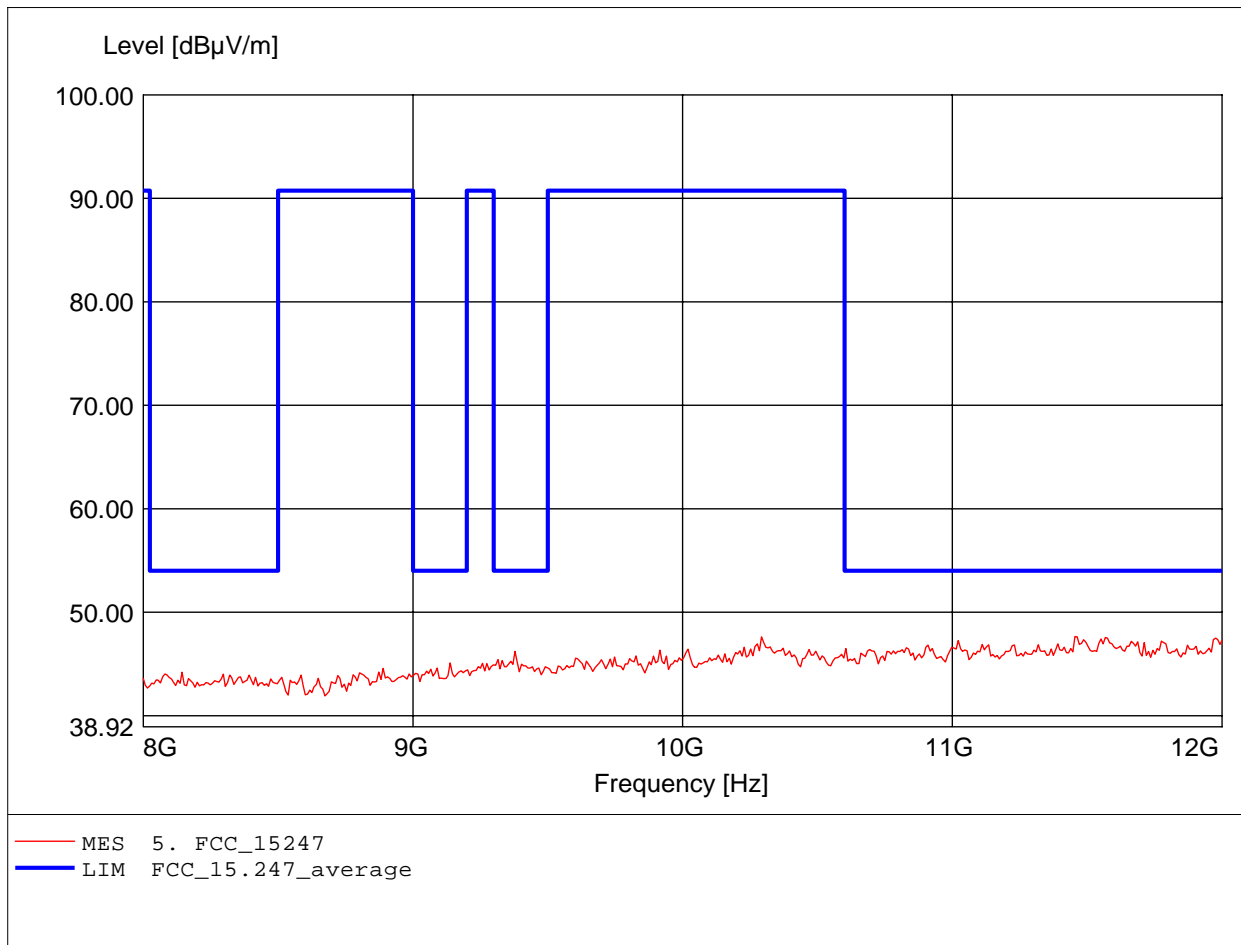
Order Number: W6M20703-7955 802.11n ch6 20M  
Test Site / Operator: ETS / Derek  
Temperature: Temp.: 23.9°C  
Comment 1: according to §15.247, peak detector  
Ant.: HL025, ampl.+HP.  
Freq: 11.551GHz, Emax: 48.11dBμV/m, RBW: 1MHz



# Spurious emissions Field Strength

FCC RULES PART 15, SUBPART C / LP 0002

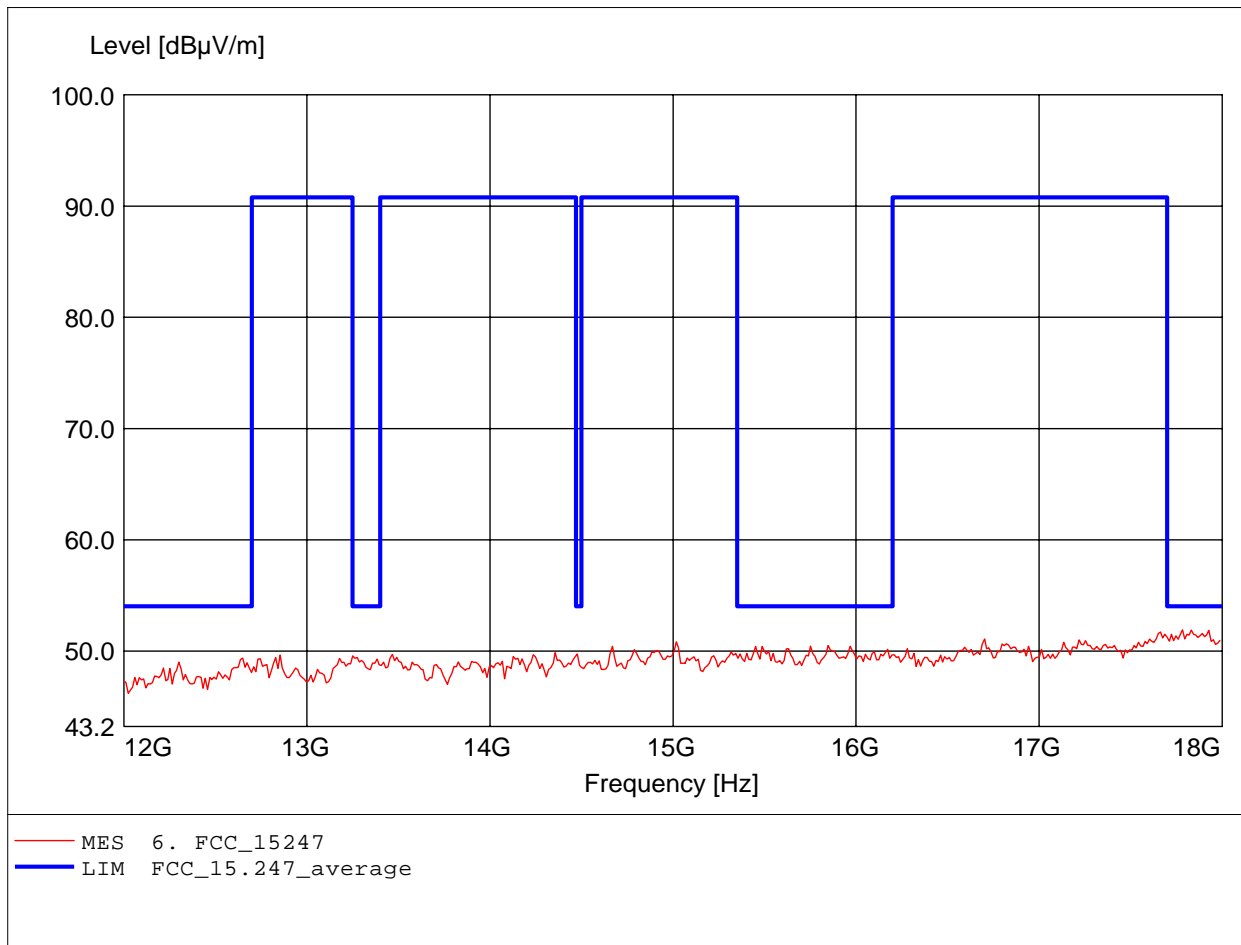
Order Number: W6M20703-7955 802.11n ch6 20M  
Test Site / Operator: ETS / Derek  
Temperature: Temp.: 23.9°C  
Comment 1: according to §15.247, peak detector  
Ant.: HL025, ampl.+HP.  
Freq: 11.455GHz, Emax: 47.66dBμV/m, RBW: 1MHz



# Spurious emissions Field Strength

FCC RULES PART 15, SUBPART C / LP 0002

Order Number: W6M20703-7955 802.11n ch6 20M  
Test Site / Operator: ETS / Derek  
Temperature: Temp.: 23.9°C  
Comment 1: according to §15.247, peak detector  
Ant.: HL025, ampl.+HP.  
Freq: 17.784GHz, Emax: 51.91dBμV/m, RBW: 1MHz

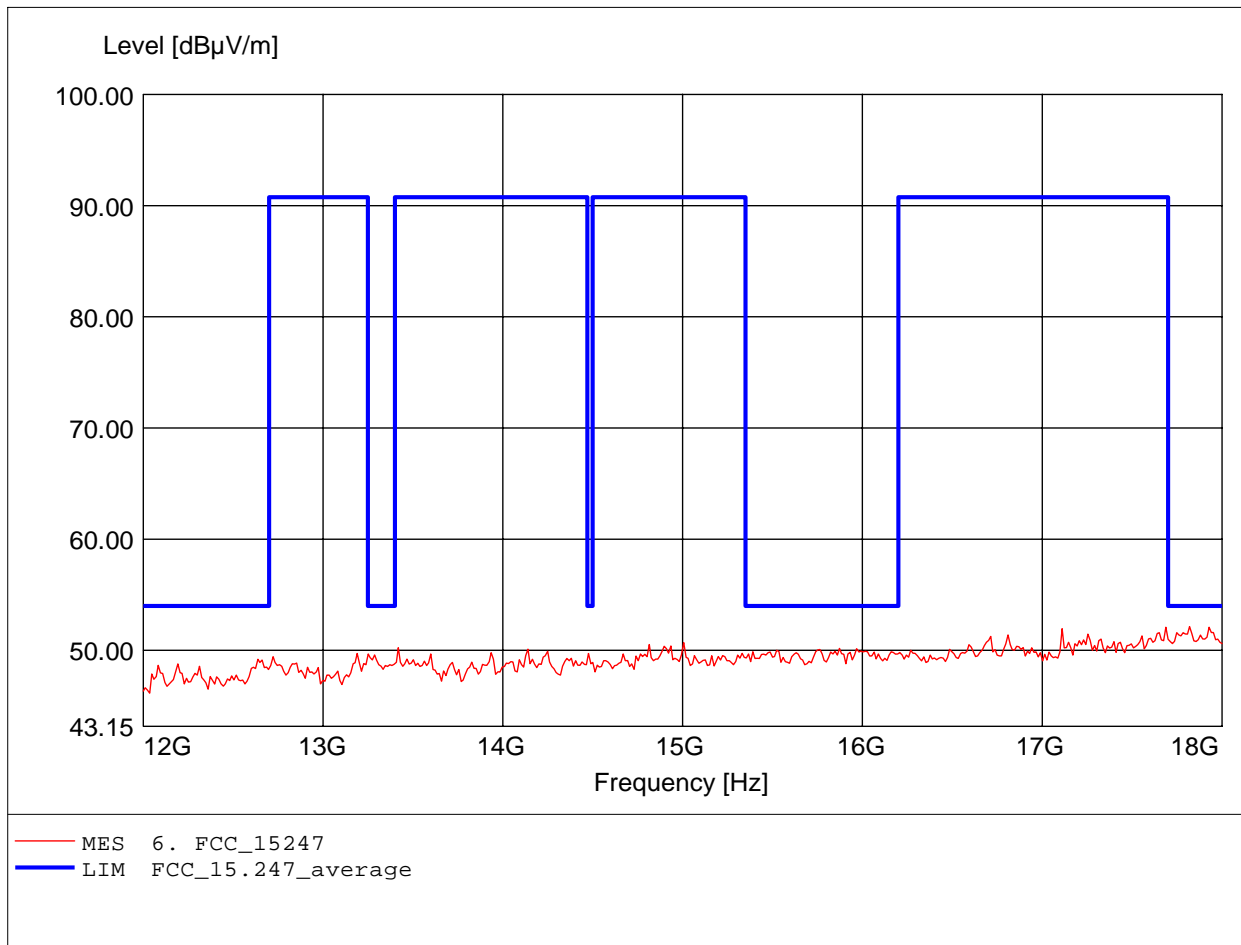




# Spurious emissions Field Strength

FCC RULES PART 15, SUBPART C / LP 0002

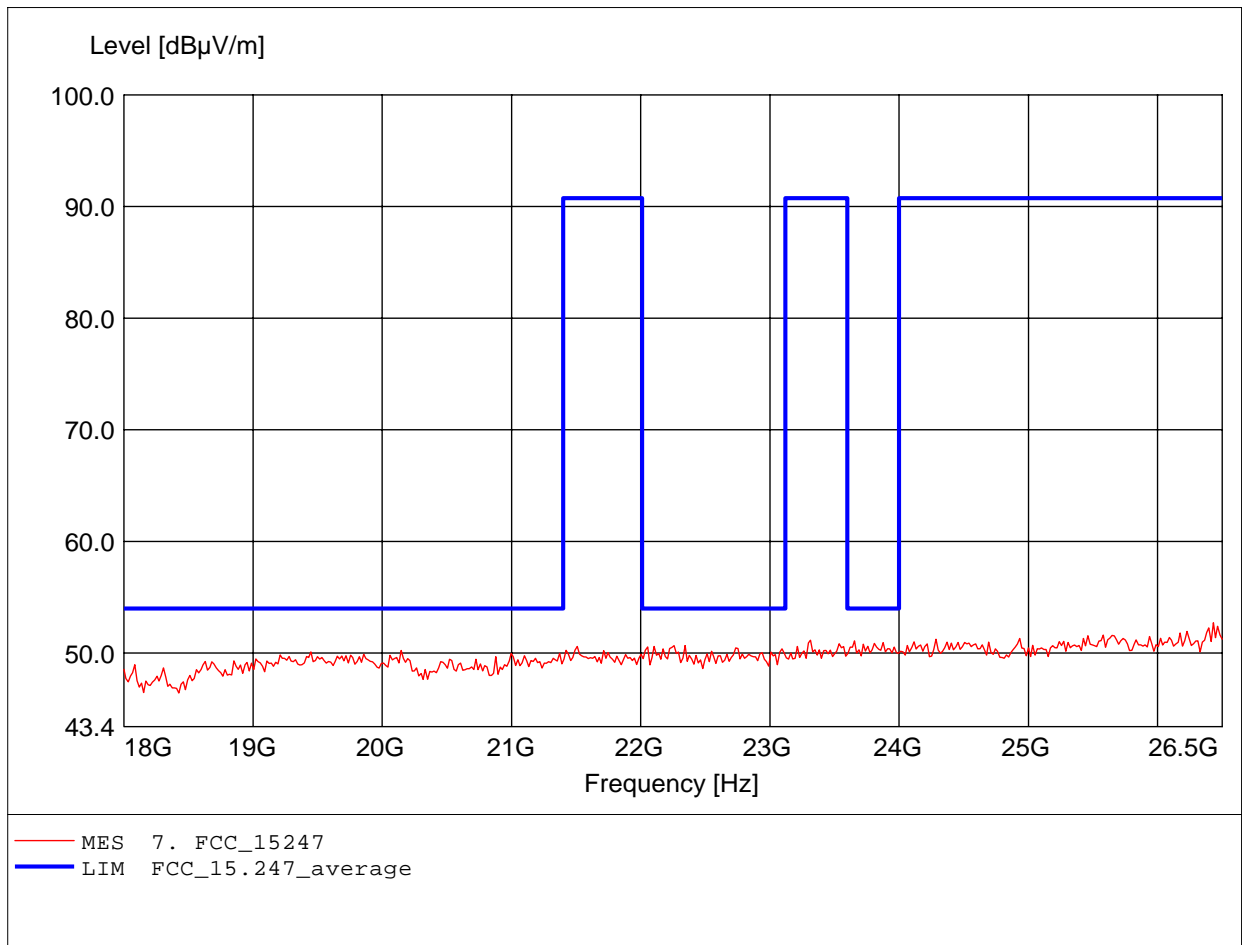
Order Number: W6M20703-7955 802.11n ch6 20M  
Test Site / Operator: ETS / Derek  
Temperature: Temp.: 23.9°C  
Comment 1: according to §15.247, peak detector  
Ant.: HL025, ampl.+HP.  
Freq: 17.820GHz, Emax: 52.14dBµV/m, RBW: 1MHz



# Spurious emissions Field Strength

FCC RULES PART 15, SUBPART C / LP 0002

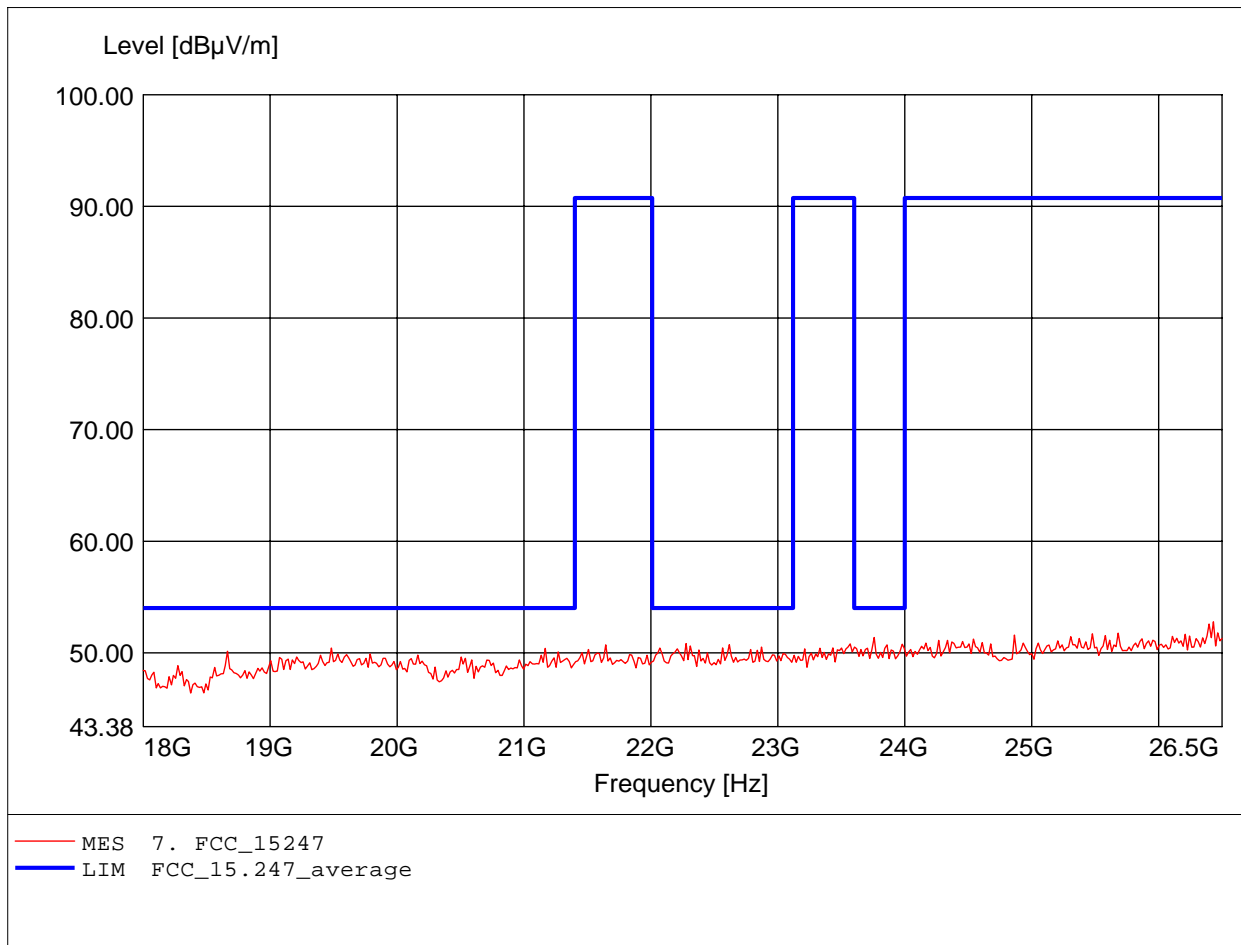
Order Number: W6M20703-7955 802.11n ch6 20M  
Test Site / Operator: ETS / Derek  
Temperature: Temp.: 23.9°C  
Comment 1: according to §15.247, peak detector  
Ant.: HL025, amplif.  
Freq: 26.432GHz, Emax: 52.71dBμV/m, RBW: 1MHz



# Spurious emissions Field Strength

FCC RULES PART 15, SUBPART C / LP 0002

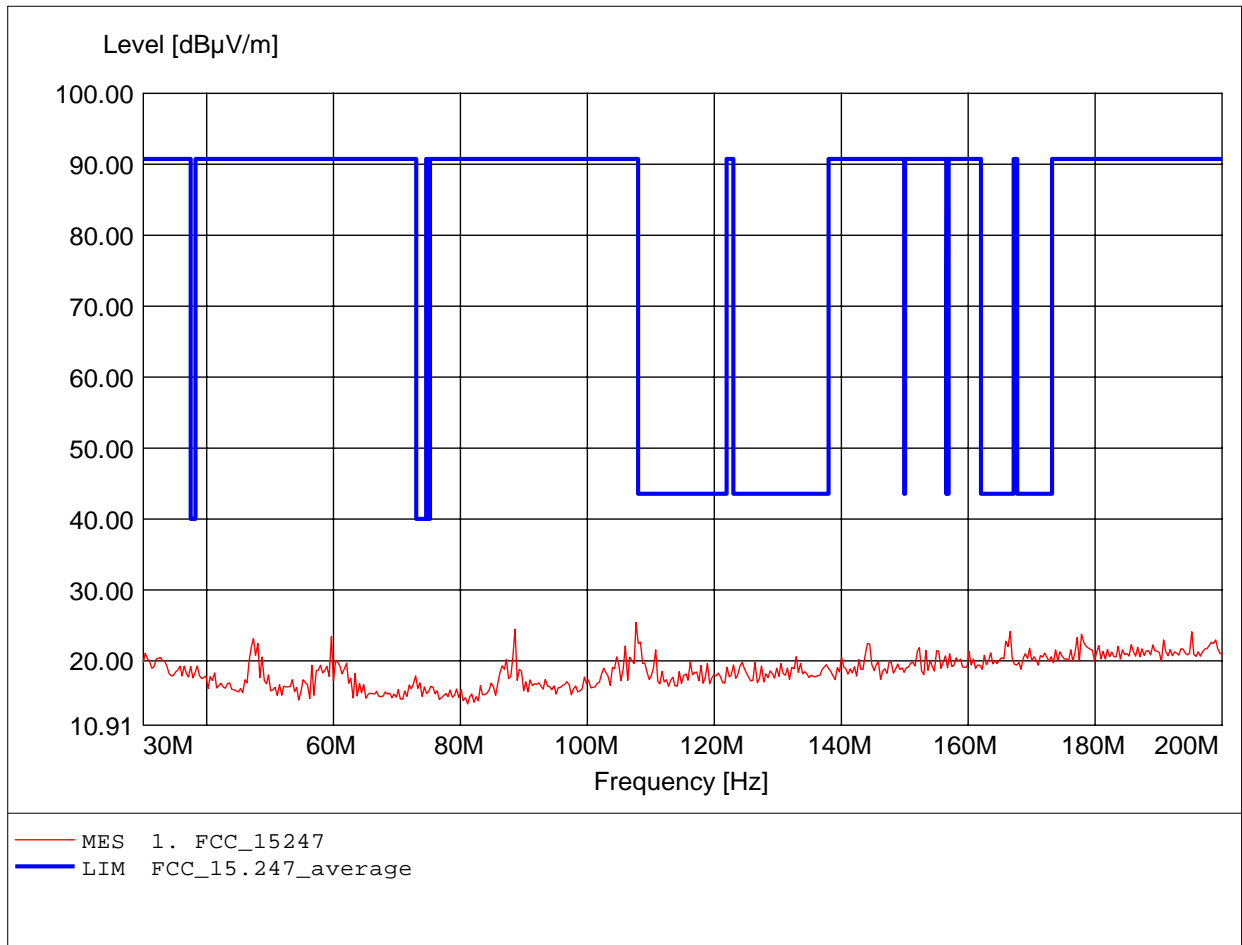
Order Number: W6M20703-7955 802.11n ch6 20M  
Test Site / Operator: ETS / Derek  
Temperature: Temp.: 23.9°C  
Comment 1: according to §15.247, peak detector  
Ant.: HL025, amplif.  
Freq: 26.432GHz, Emax: 52.79dBμV/m, RBW: 1MHz



# Spurious emissions Field Strength

FCC RULES PART 15, SUBPART C / LP 0002

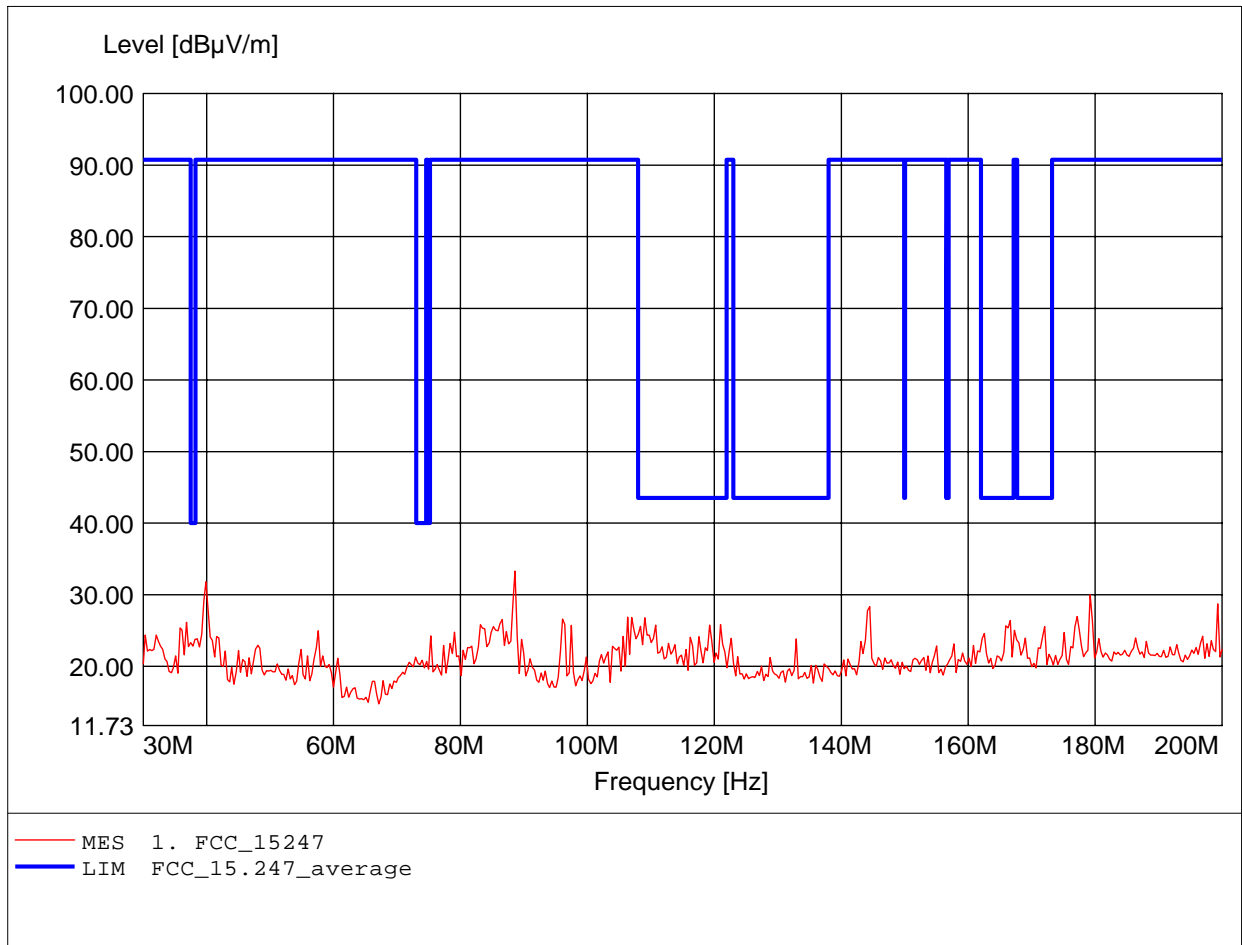
Order Number: W6M20703-7955 802.11n ch11 20M  
Test Site / Operator: ETS / Derek  
Temperature: Temp.: 23.9°C  
Comment 1: according to §15.247  
Ant.: HK 116  
Freq: 107.675MHz, Emax: 25.41dBμV/m, RBW: 100kHz



**Spurious emissions Field Strength**

**FCC RULES PART 15, SUBPART C / LP 0002**

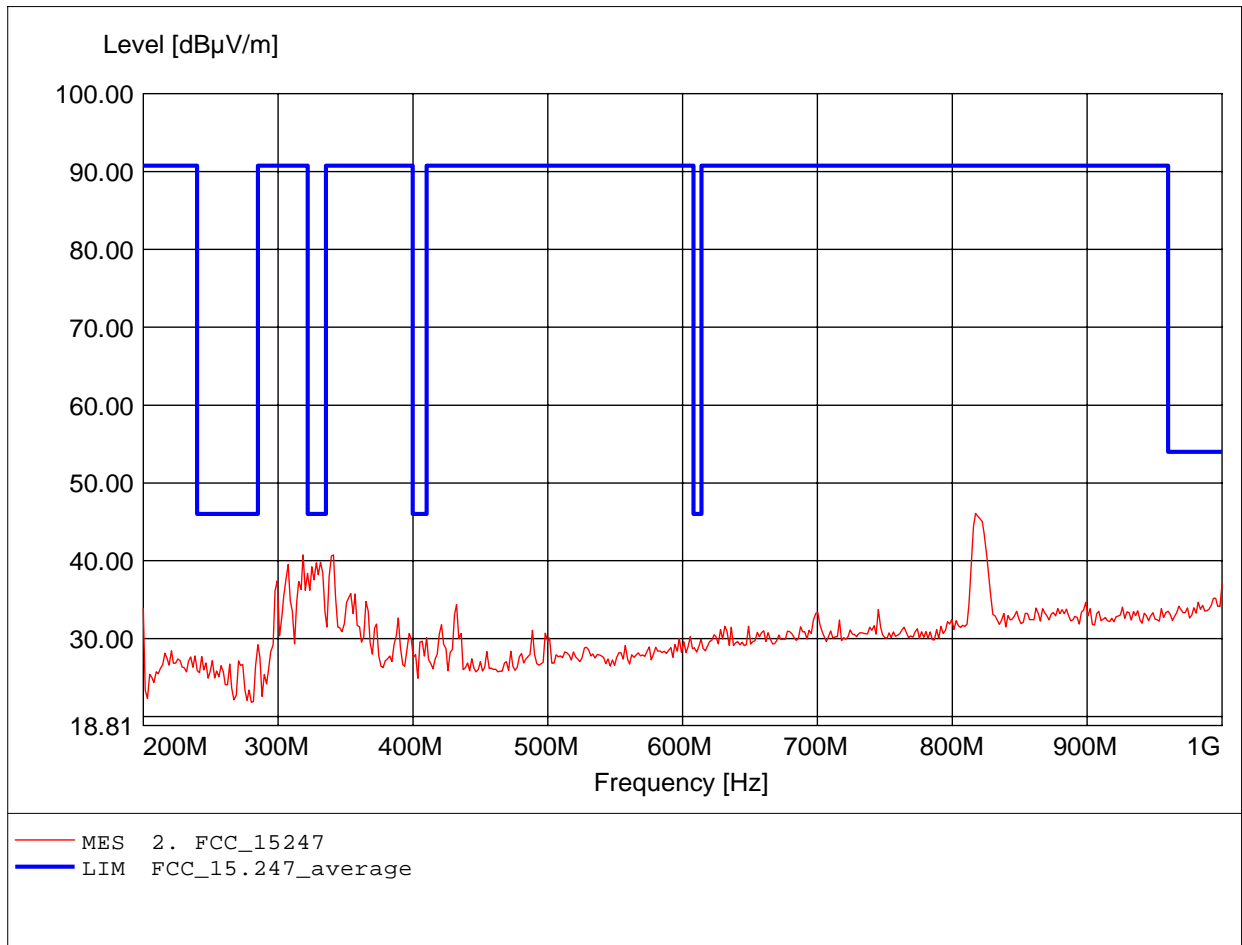
Order Number: W6M20703-7955 802.11n ch11 20M  
Test Site / Operator: ETS / Derek  
Temperature: Temp.: 23.9°C  
Comment 1: according to §15.247  
Ant.: HK 116  
Freq: 88.597MHz, Emax: 33.34dBμV/m, RBW: 100kHz



# Spurious emissions Field Strength

FCC RULES PART 15, SUBPART C / LP 0002

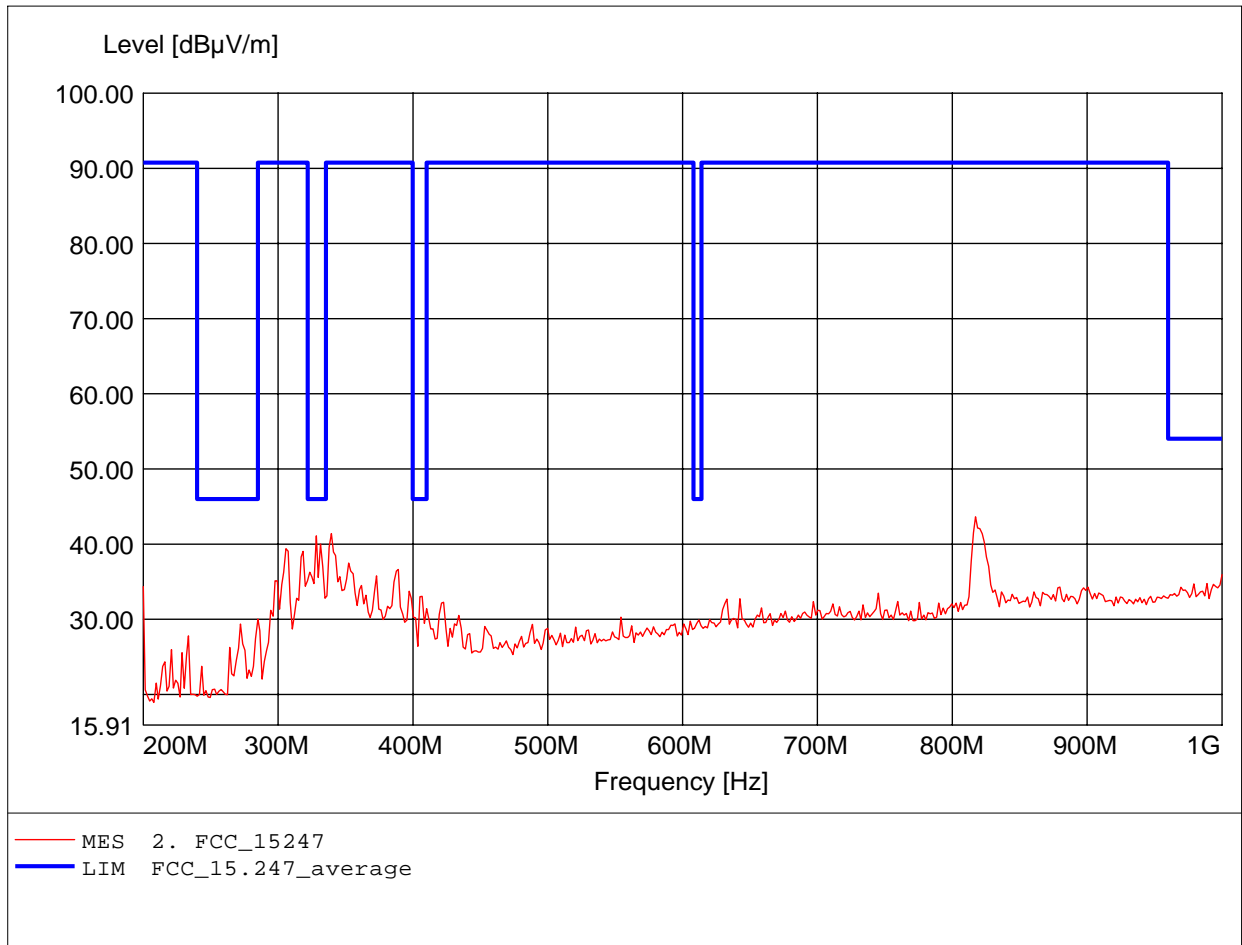
Order Number: W6M20703-7955 802.11n ch11 20M  
Test Site / Operator: ETS / Derek  
Temperature: Temp.: 23.9°C  
Comment 1: according to §15.247  
Ant.: HL 223,  
Freq: 818.838MHz, Emax: 46.90dBμV/m, RBW: 100kHz



# Spurious emissions Field Strength

FCC RULES PART 15, SUBPART C / LP 0002

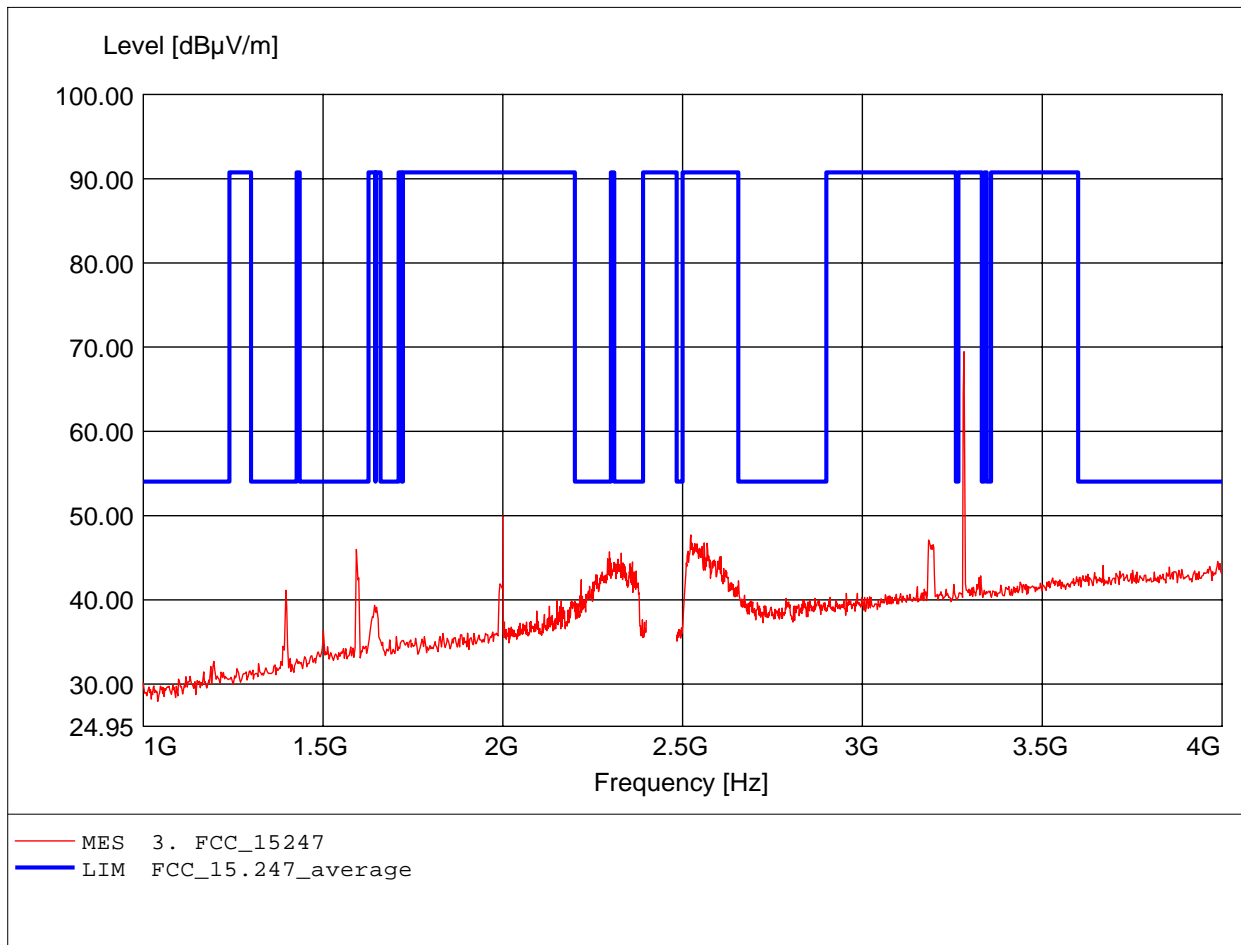
Order Number: W6M20703-7955 802.11n ch11 20M  
Test Site / Operator: ETS / Derek  
Temperature: Temp.: 23.9°C  
Comment 1: according to §15.247  
Ant.: HL 223,  
Freq: 817.234MHz, Emax: 43.63dBμV/m, RBW: 100kHz



# Spurious emissions Field Strength

FCC RULES PART 15, SUBPART C / LP 0002

Order Number: W6M20703-7955 802.11n ch11 20M  
Test Site / Operator: ETS / Derek  
Temperature: Temp.: 23.9°C  
Comment 1: according to §15.247 / LP 0002, peak detector  
Ant.: HL025, amplif.  
Freq: 3.283GHz, Emax: 69.47dBμV/m, RBW: 1MHz

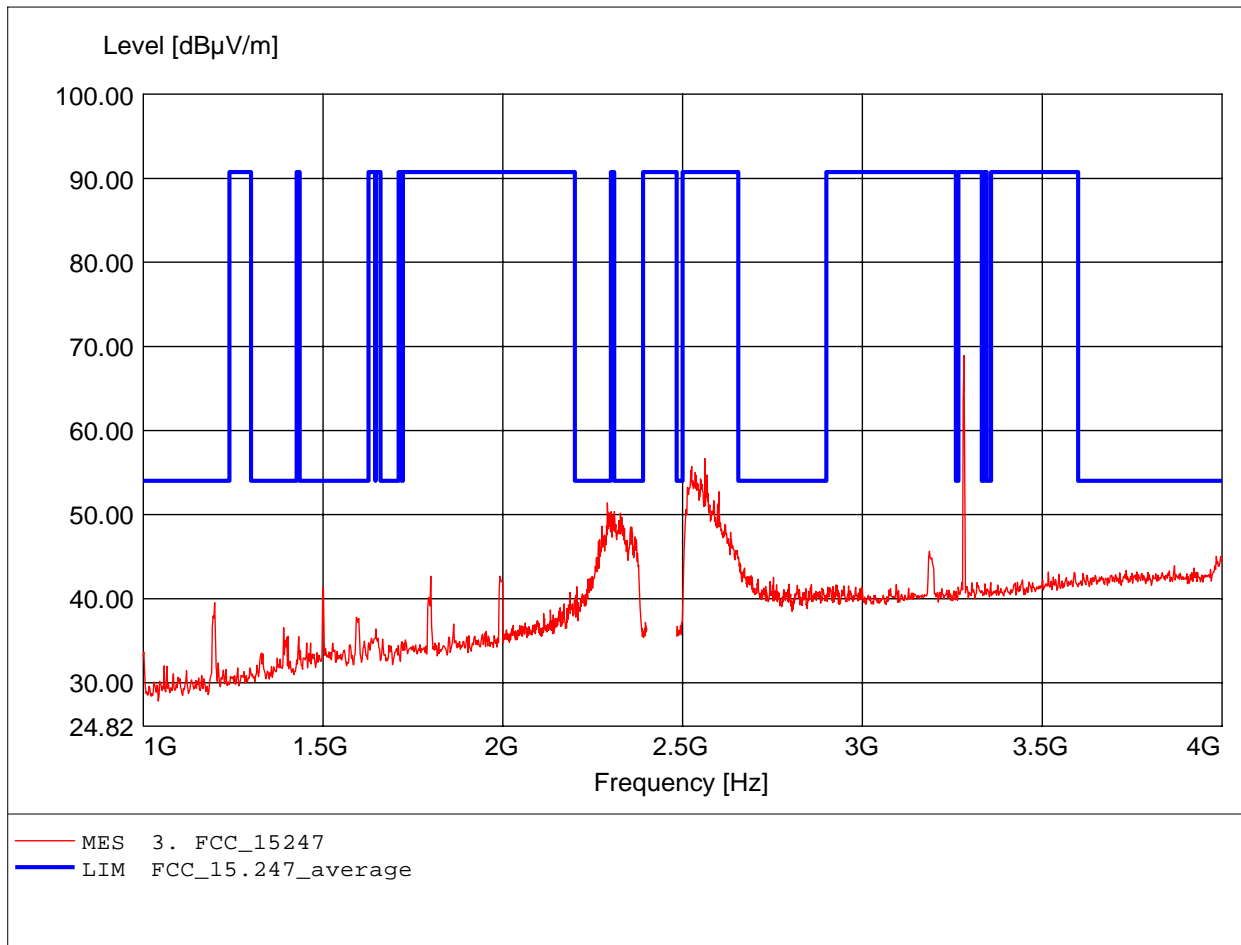




# Spurious emissions Field Strength

FCC RULES PART 15, SUBPART C / LP 0002

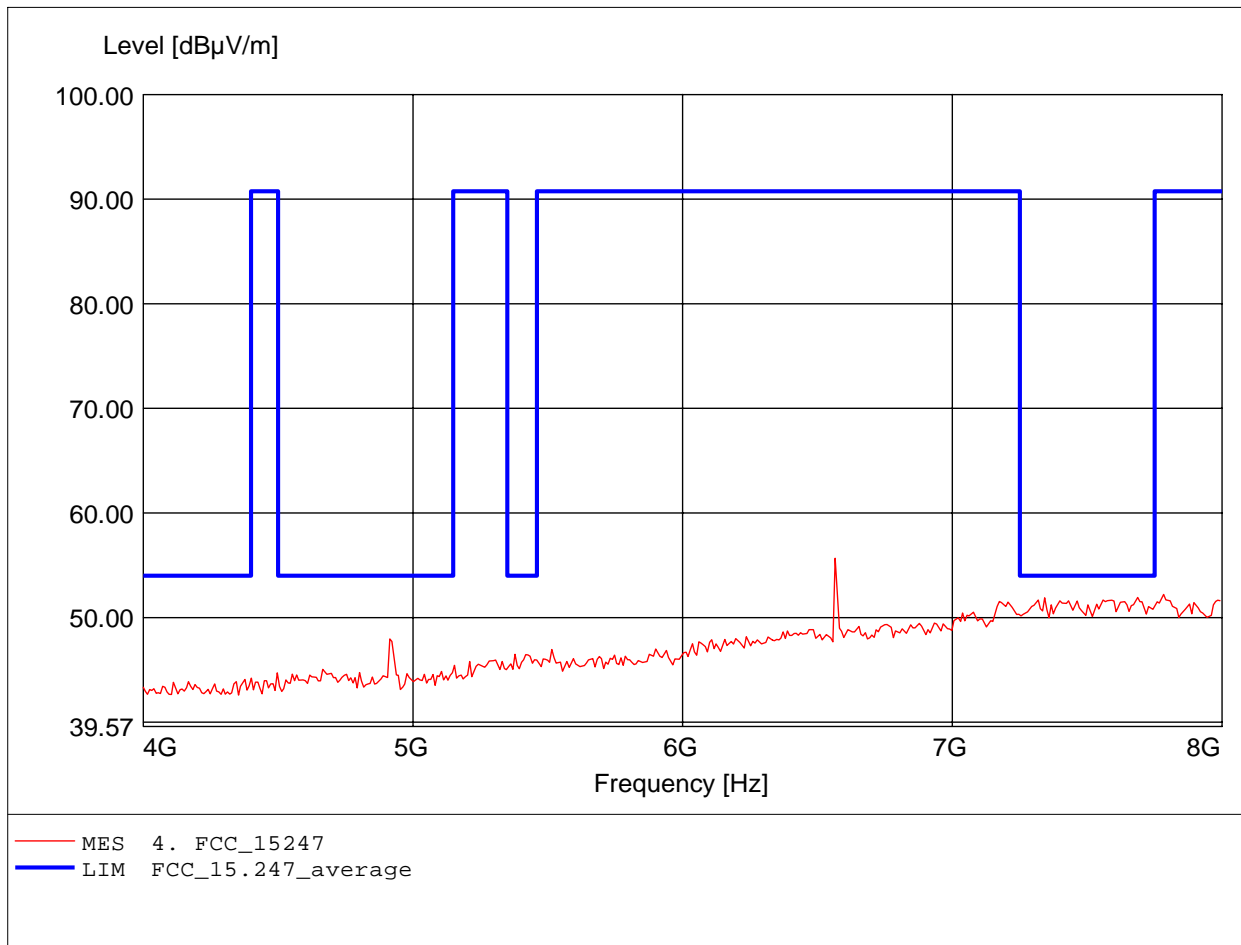
Order Number: W6M20703-7955 802.11n ch11 20M  
Test Site / Operator: ETS / Derek  
Temperature: Temp.: 23.9°C  
Comment 1: according to §15.247 / LP 0002, peak detector  
Ant.: HL025, amplif.  
Freq: 3.283GHz, Emax: 68.92dBμV/m, RBW: 1MHz



# Spurious emissions Field Strength

FCC RULES PART 15, SUBPART C / LP 0002

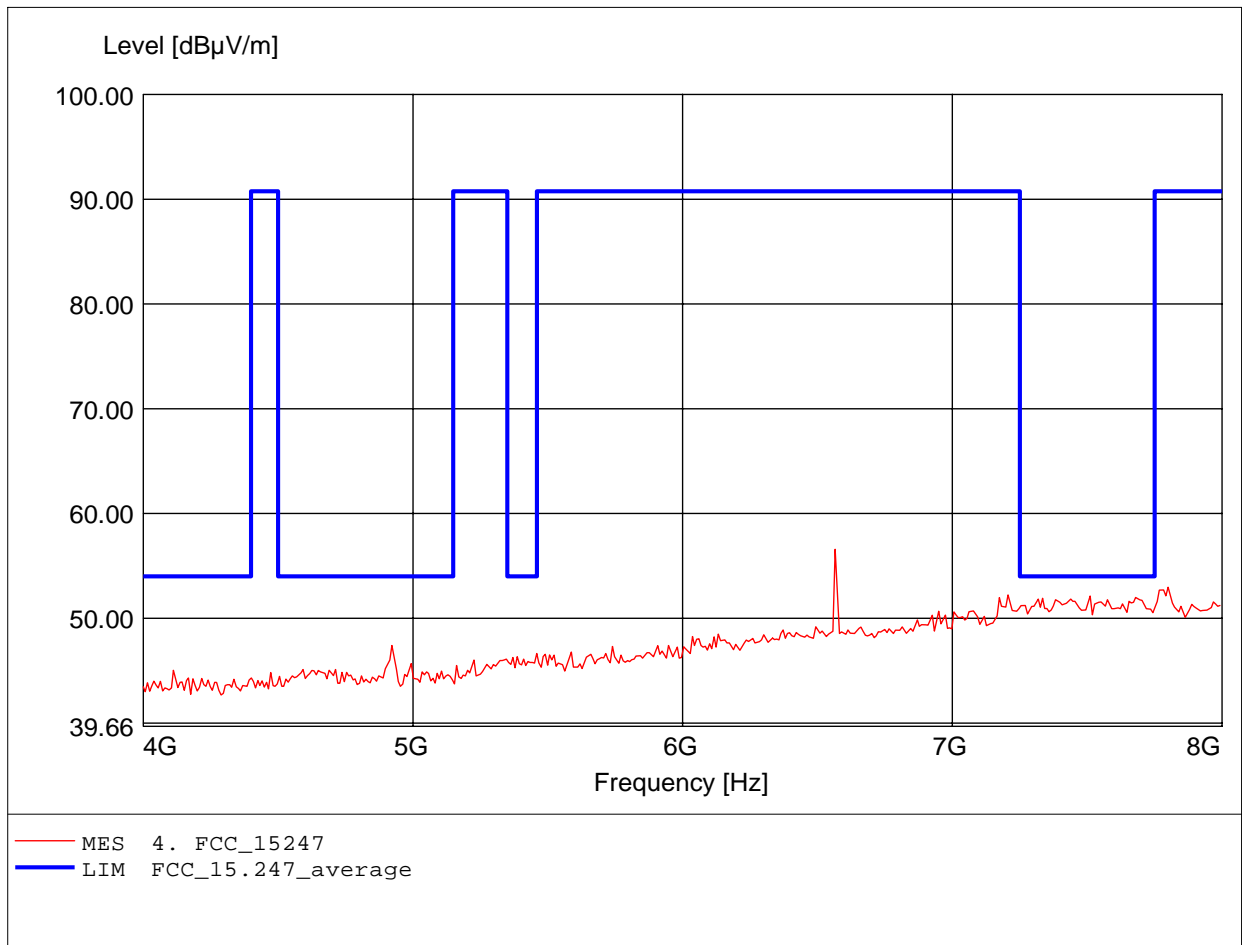
Order Number: W6M20703-7955 802.11n ch11 20M  
Test Site / Operator: ETS / Derek  
Temperature: Temp.: 23.9°C  
Comment 1: according to §15.247, peak detector  
Ant.: HL025, ampl.+HP.  
Freq: 6.565GHz, Emax: 55.66dBμV/m, RBW: 1MHz



# Spurious emissions Field Strength

FCC RULES PART 15, SUBPART C / LP 0002

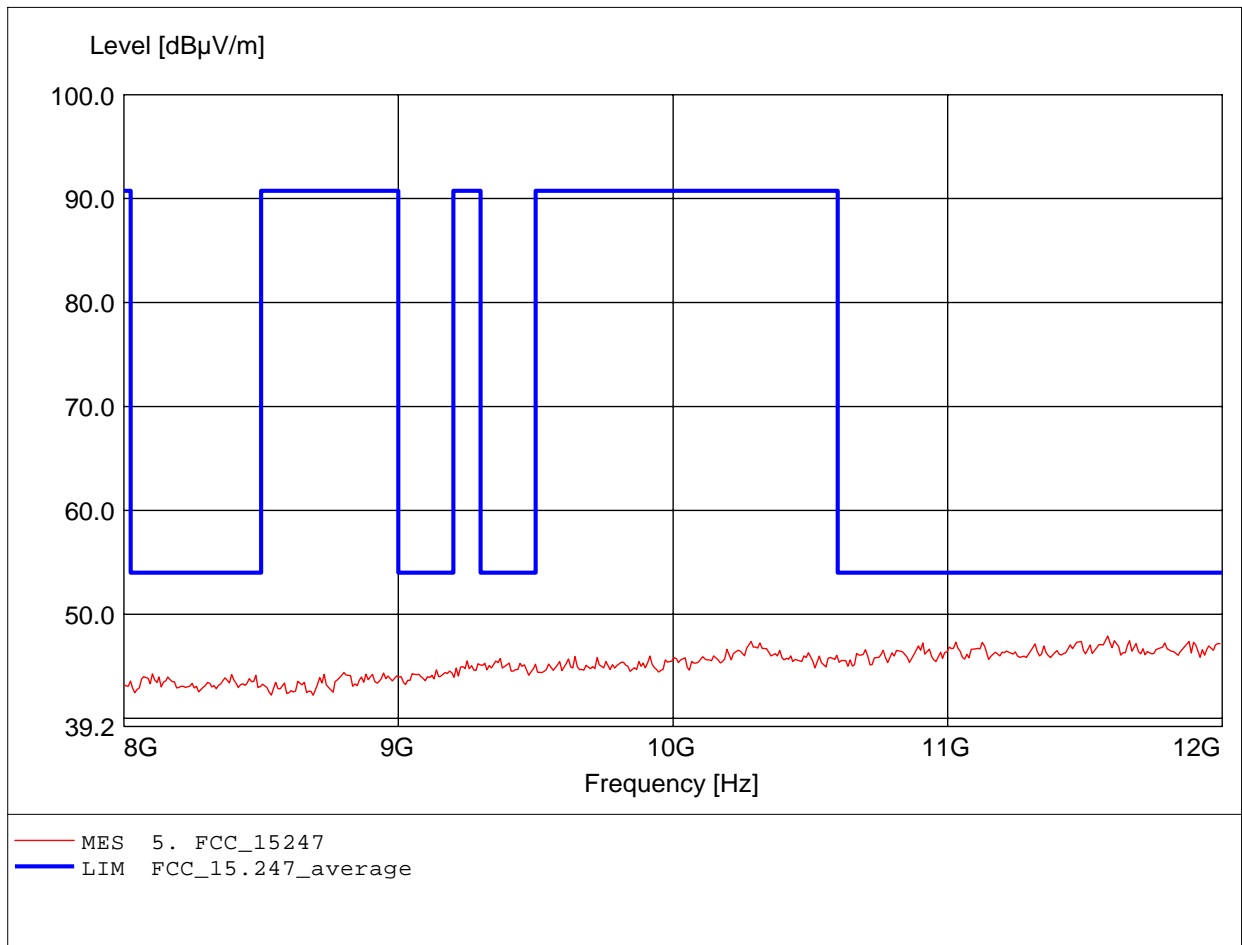
Order Number: W6M20703-7955 802.11n ch11 20M  
Test Site / Operator: ETS / Derek  
Temperature: Temp.: 23.9°C  
Comment 1: according to §15.247, peak detector  
Ant.: HL025, ampl.+HP.  
Freq: 6.565GHz, Emax: 56.59dBμV/m, RBW: 1MHz



**Spurious emissions Field Strength**

**FCC RULES PART 15, SUBPART C / LP 0002**

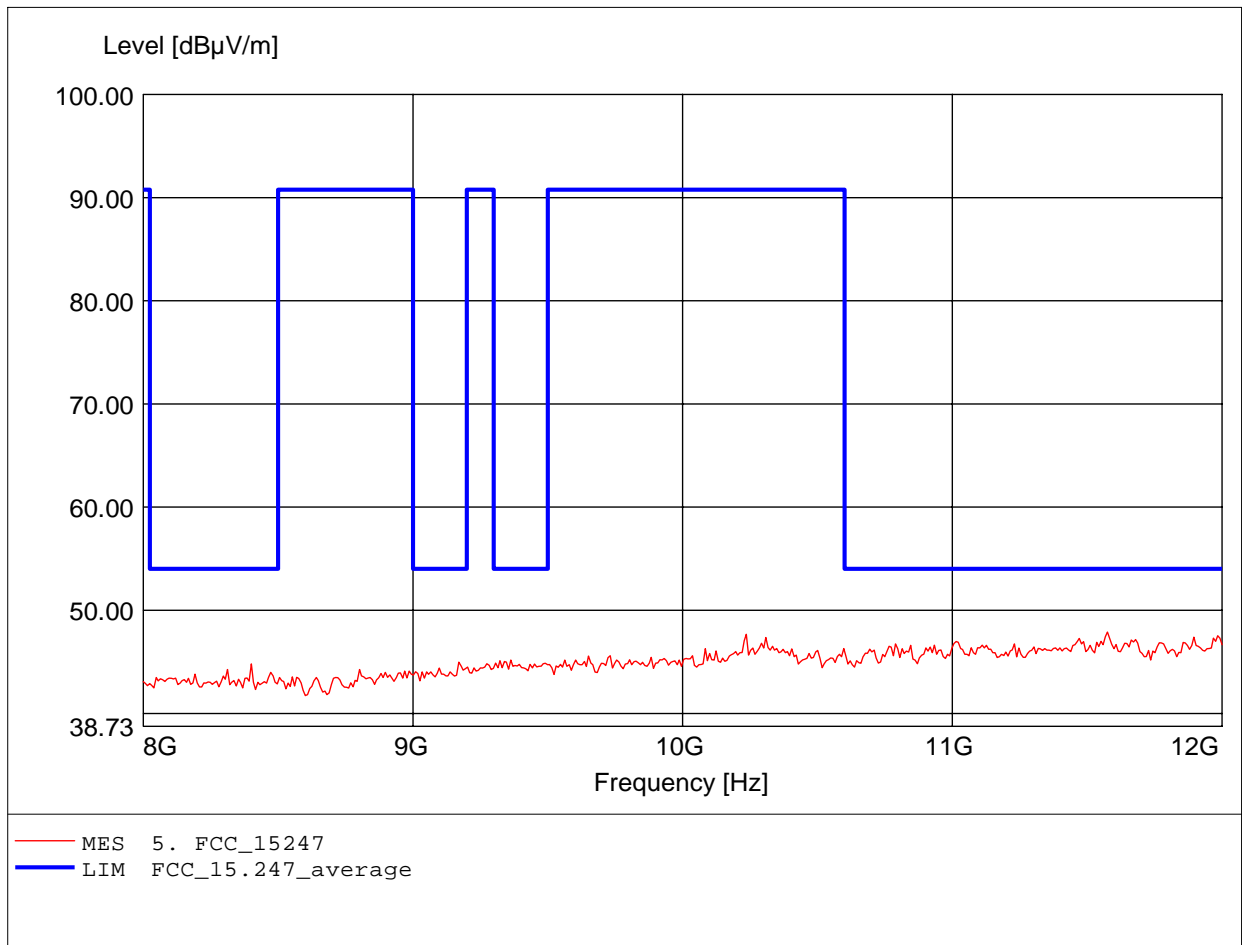
Order Number: W6M20703-7955 802.11n ch11 20M  
Test Site / Operator: ETS / Derek  
Temperature: Temp.: 23.9°C  
Comment 1: according to §15.247, peak detector  
Ant.: HL025, ampl.+HP.  
Freq: 11.583GHz, Emax: 47.92dBμV/m, RBW: 1MHz



**Spurious emissions Field Strength**

**FCC RULES PART 15, SUBPART C / LP 0002**

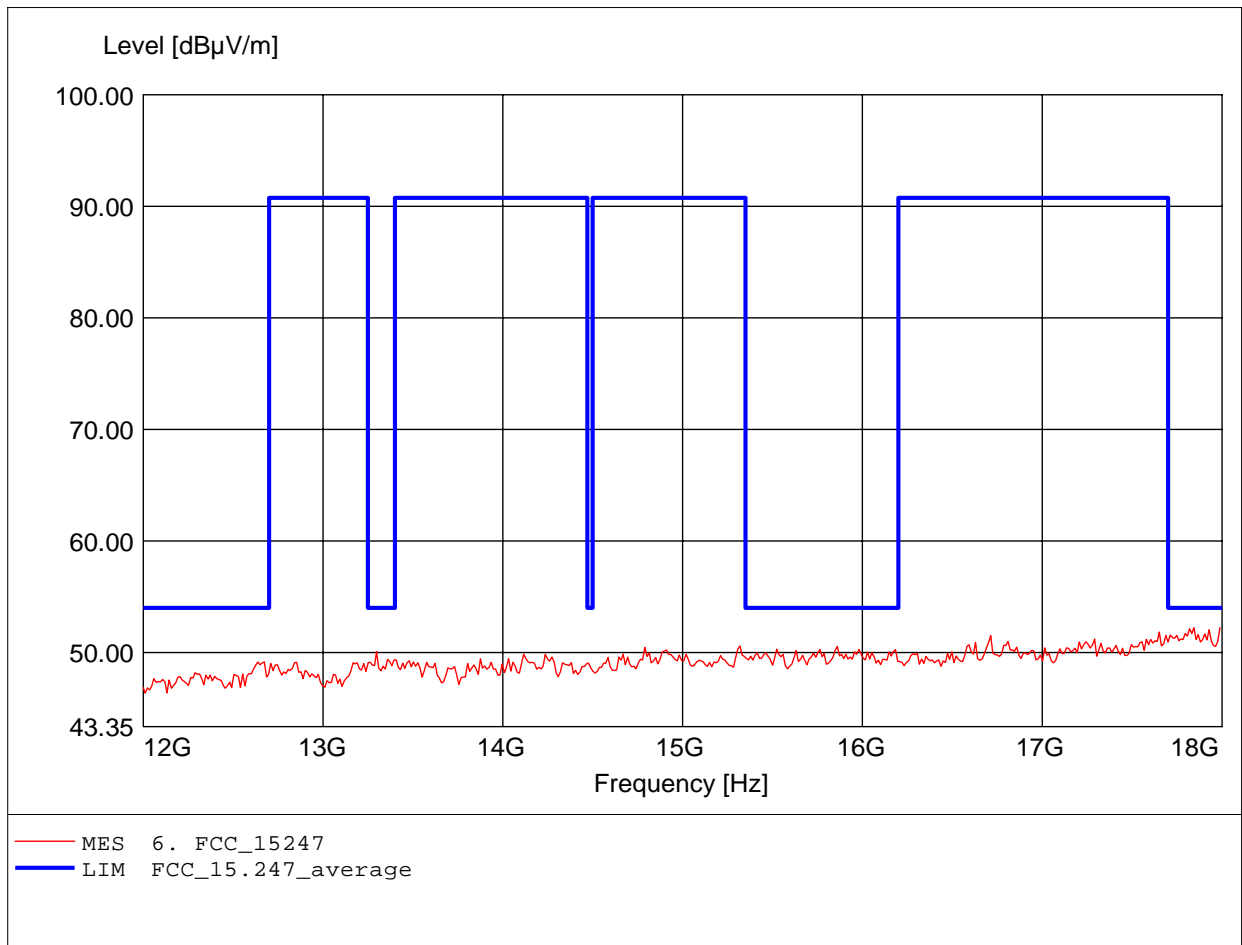
Order Number: W6M20703-7955 802.11n ch11 20M  
Test Site / Operator: ETS / Derek  
Temperature: Temp.: 23.9°C  
Comment 1: according to §15.247, peak detector  
Ant.: HL025, ampl.+HP.  
Freq: 11.575GHz, Emax: 47.88dBμV/m, RBW: 1MHz



# Spurious emissions Field Strength

FCC RULES PART 15, SUBPART C / LP 0002

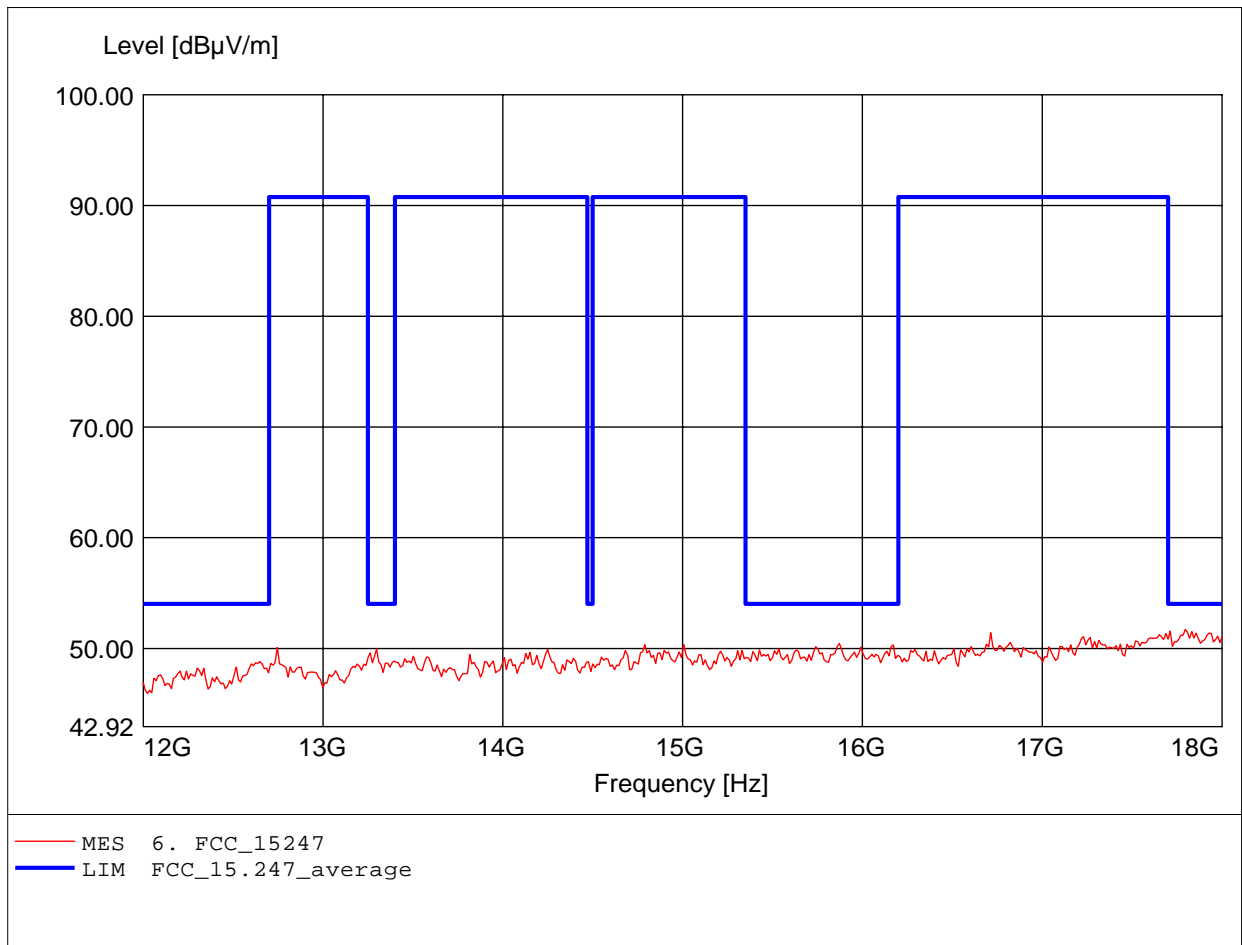
Order Number: W6M20703-7955 802.11n ch11 20M  
Test Site / Operator: ETS / Derek  
Temperature: Temp.: 23.9°C  
Comment 1: according to §15.247, peak detector  
Ant.: HL025, ampl.+HP.  
Freq: 17.844GHz, Emax: 52.24dBμV/m, RBW: 1MHz



**Spurious emissions Field Strength**

**FCC RULES PART 15, SUBPART C / LP 0002**

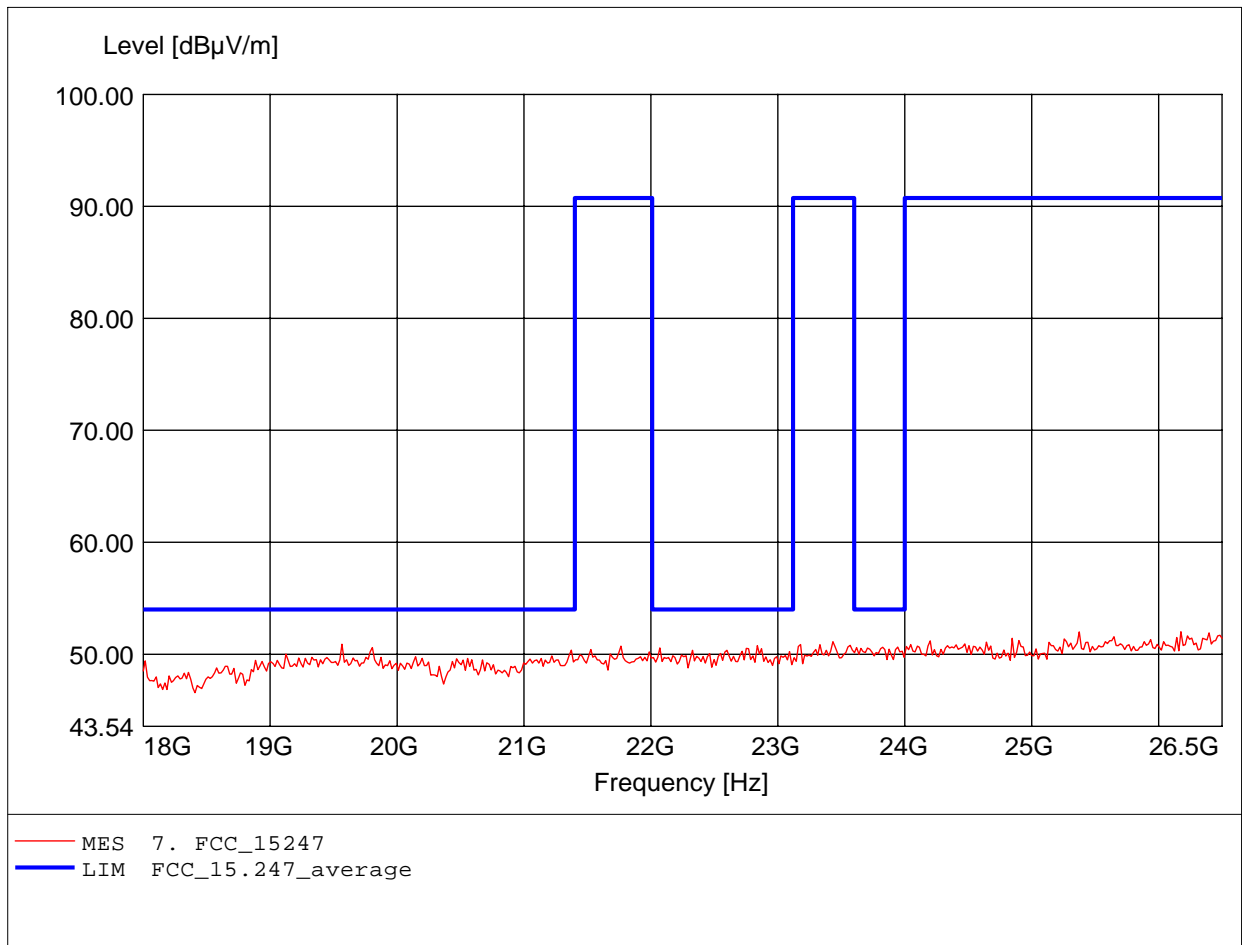
Order Number: W6M20703-7955 802.11n ch11 20M  
Test Site / Operator: ETS / Derek  
Temperature: Temp.: 23.9°C  
Comment 1: according to §15.247, peak detector  
Ant.: HL025, ampl.+HP.  
Freq: 17.796GHz, Emax: 51.70dBμV/m, RBW: 1MHz



# Spurious emissions Field Strength

FCC RULES PART 15, SUBPART C / LP 0002

Order Number: W6M20703-7955 802.11n ch11 20M  
Test Site / Operator: ETS / Derek  
Temperature: Temp.: 23.9°C  
Comment 1: according to §15.247, peak detector  
Ant.: HL025, amplif.  
Freq: 26.176GHz, Emax: 52.01dBμV/m, RBW: 1MHz

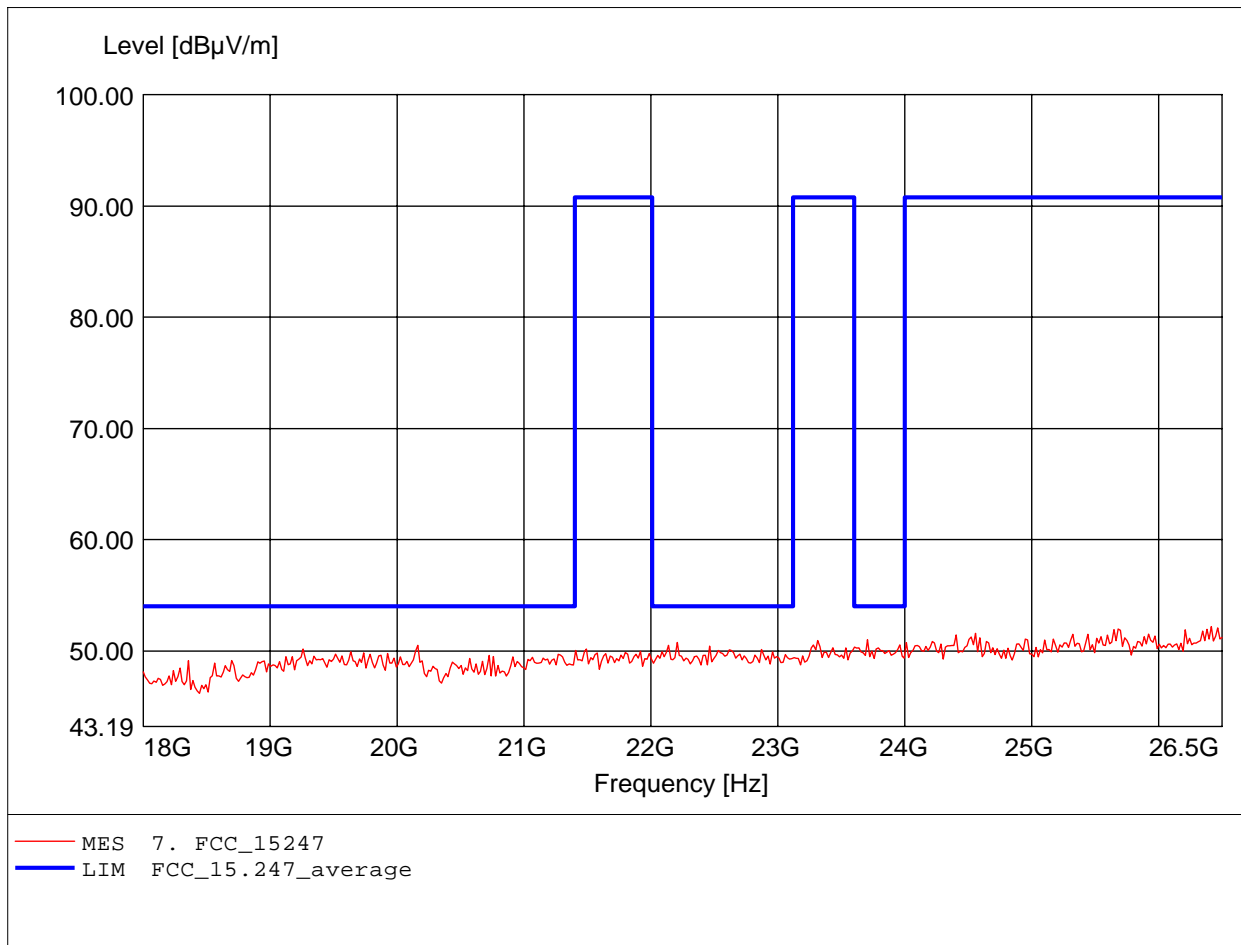




# Spurious emissions Field Strength

FCC RULES PART 15, SUBPART C / LP 0002

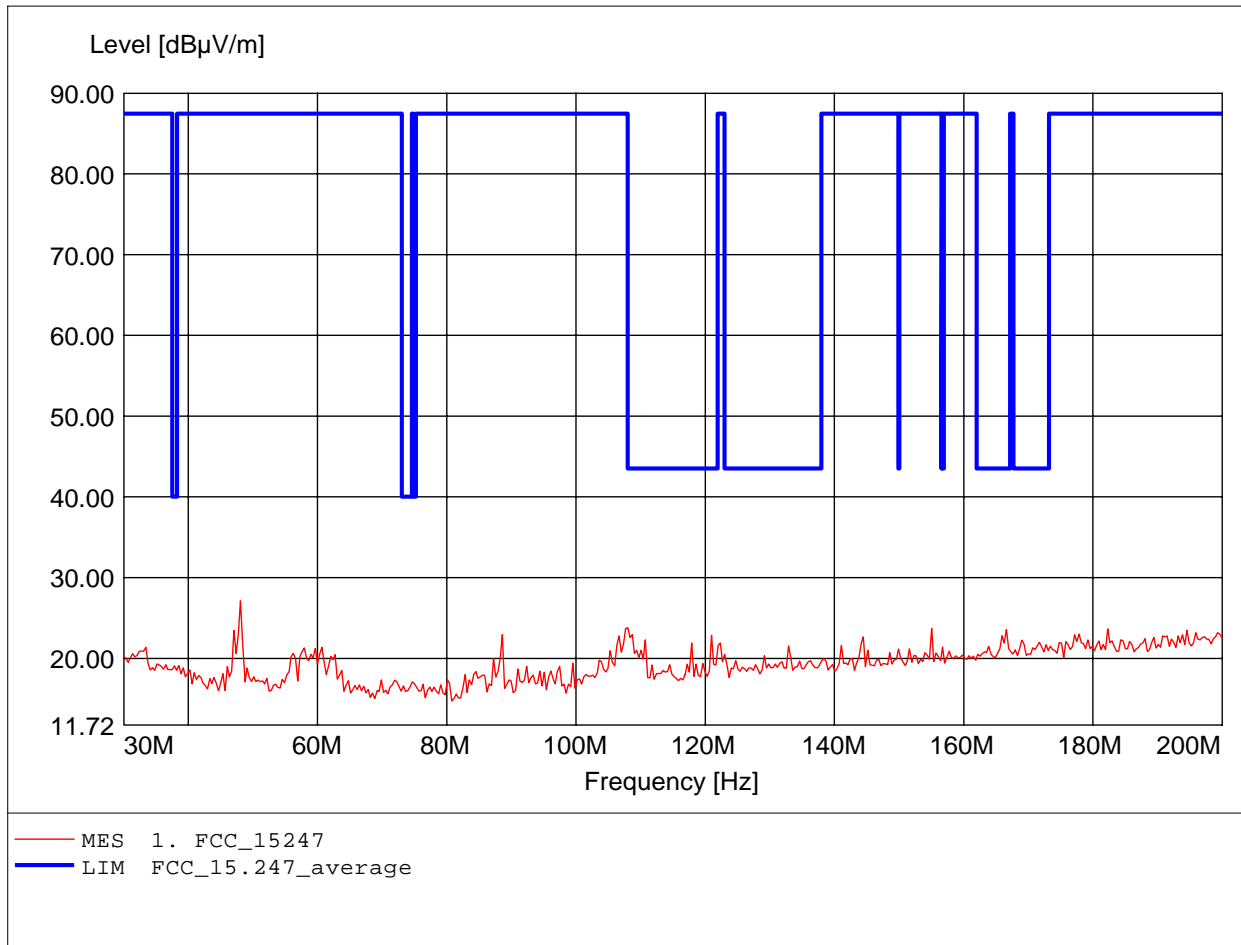
Order Number: W6M20703-7955 802.11n ch11 20M  
Test Site / Operator: ETS / Derek  
Temperature: Temp.: 23.9°C  
Comment 1: according to §15.247, peak detector  
Ant.: HL025, amplif.  
Freq: 26.415GHz, Emax: 52.18dBμV/m, RBW: 1MHz



# Spurious emissions Field Strength

FCC RULES PART 15, SUBPART C / LP 0002

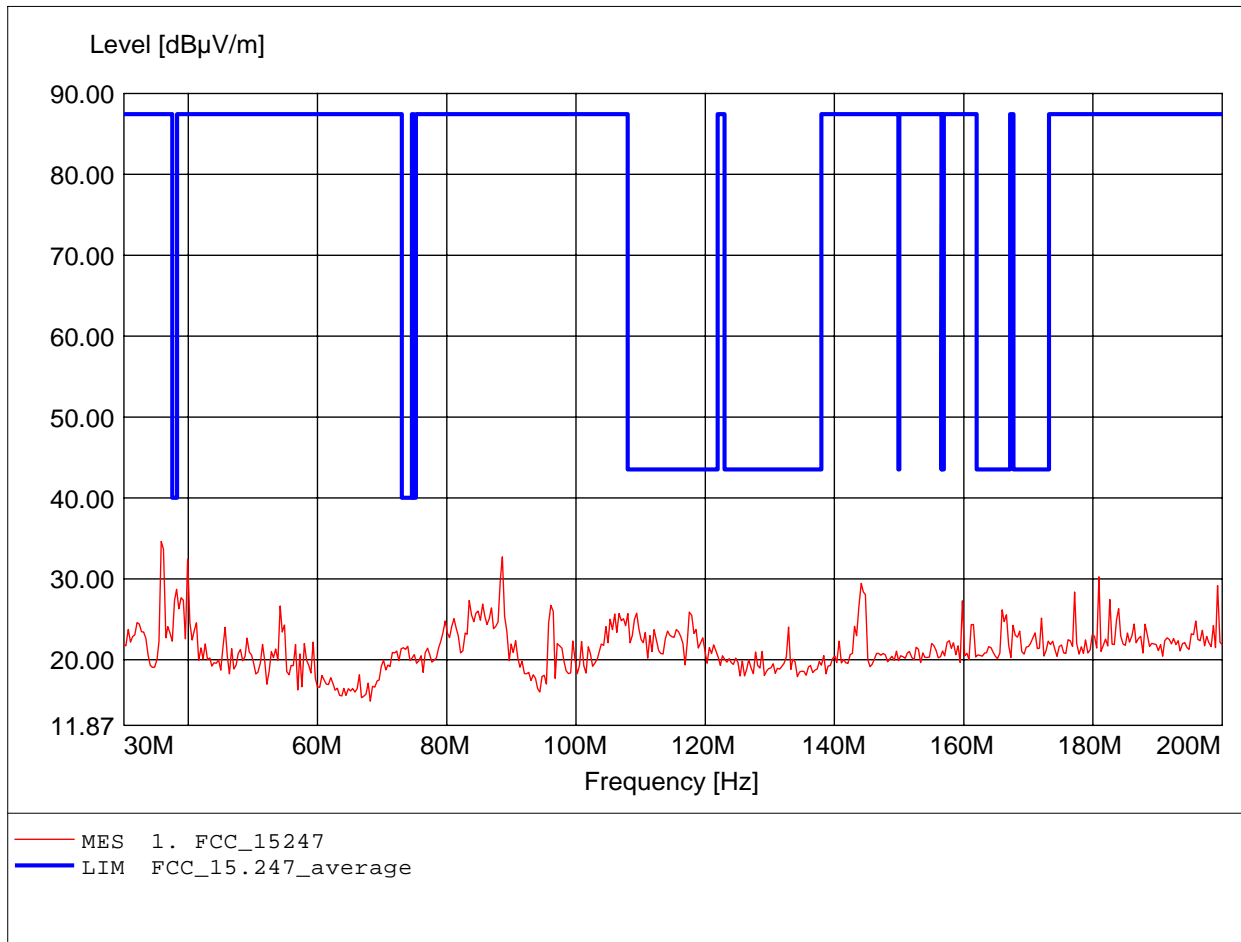
Order Number: W6M20703-7955 802.11n ch1 40M  
Test Site / Operator: ETS / Derek  
Temperature: Temp.: 23.9°C  
Comment 1: according to §15.247  
Ant.: HK 116  
Freq: 48.056MHz, Emax: 27.12dBµV/m, RBW: 100kHz



# Spurious emissions Field Strength

FCC RULES PART 15, SUBPART C / LP 0002

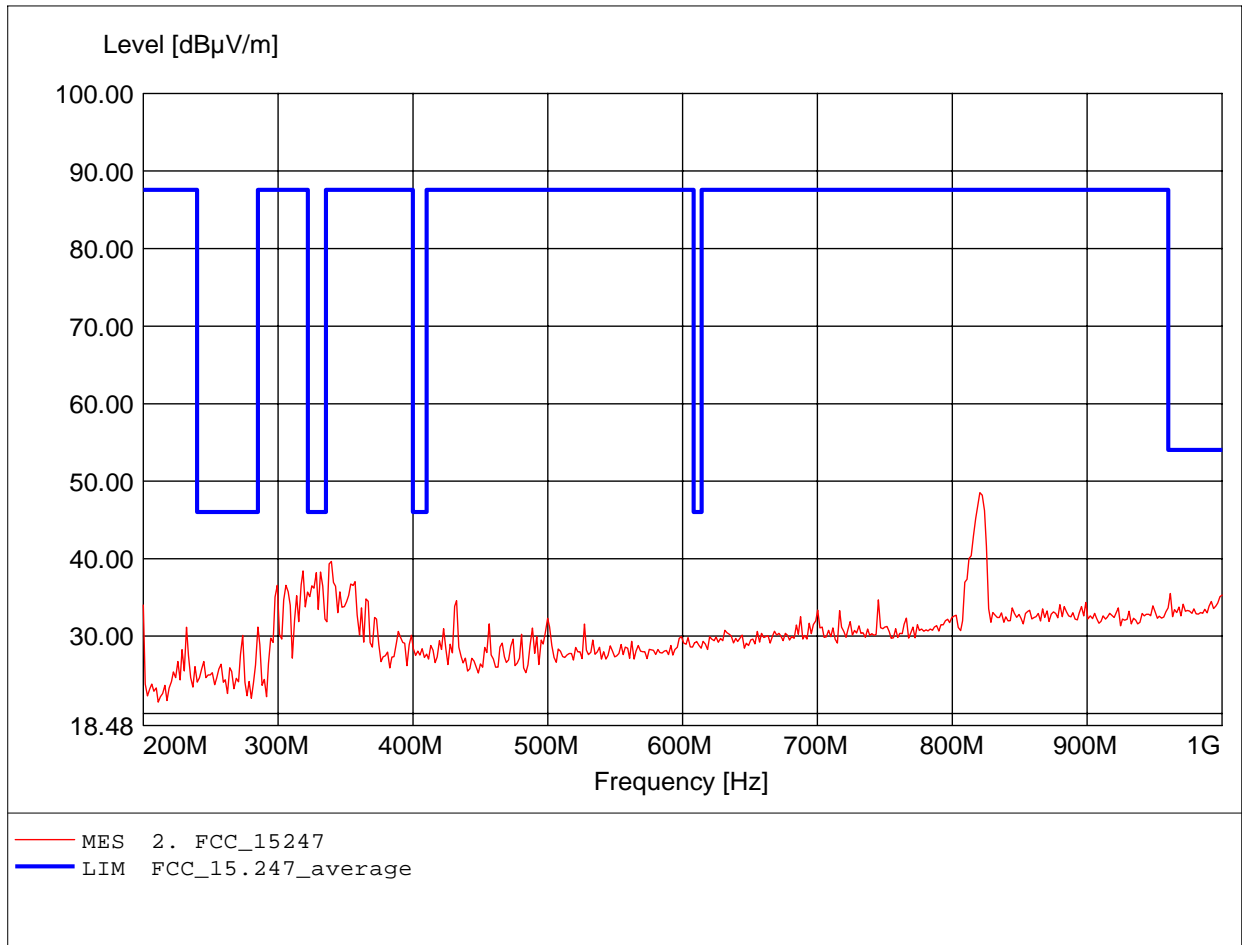
Order Number: W6M20703-7955 802.11n ch1 40M  
Test Site / Operator: ETS / Derek  
Temperature: Temp.: 23.9°C  
Comment 1: according to §15.247  
Ant.: HK 116  
Freq: 35.792MHz, Emax: 34.61dBμV/m, RBW: 100kHz



**Spurious emissions Field Strength**

**FCC RULES PART 15, SUBPART C / LP 0002**

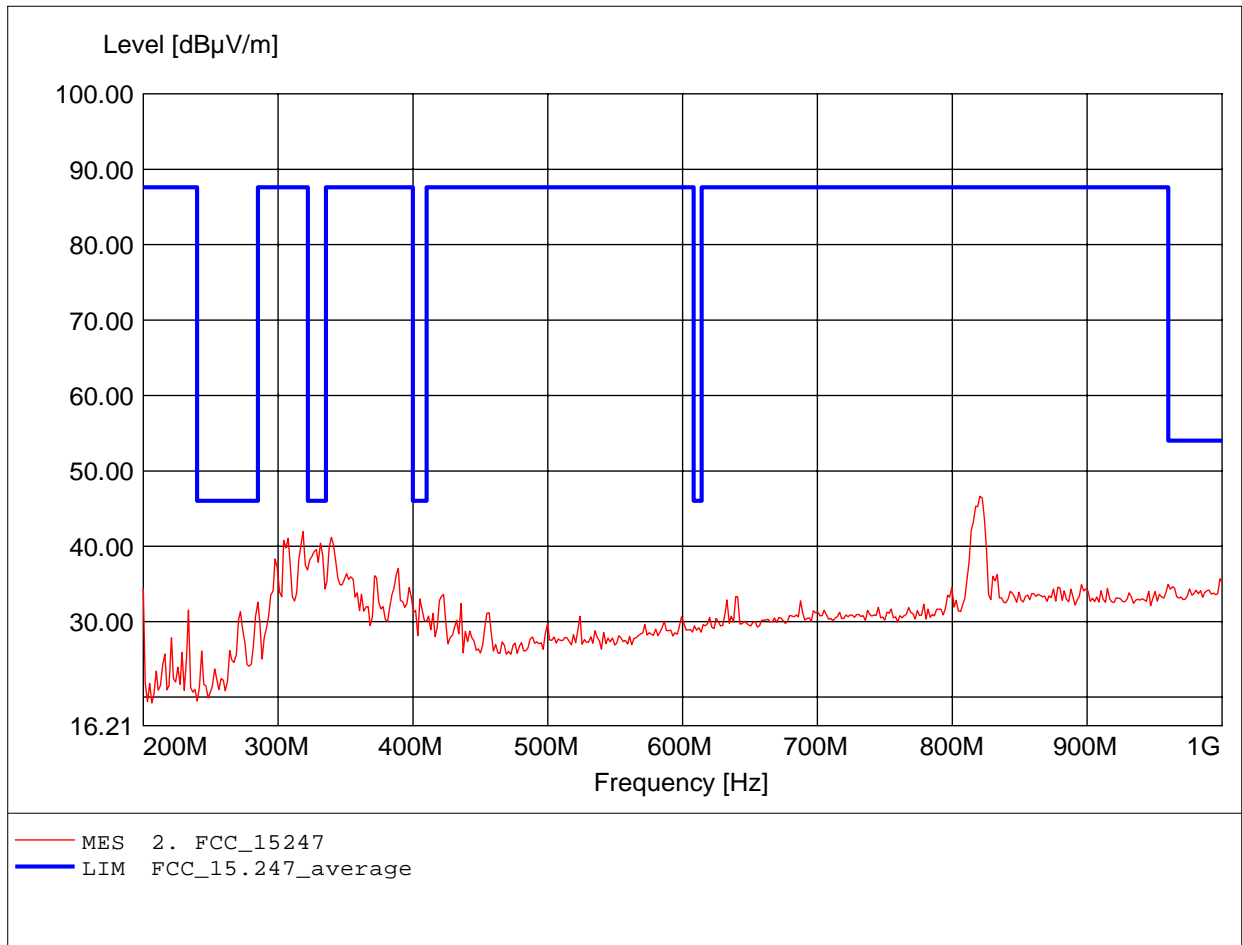
Order Number: W6M20703-7955 802.11n ch1 40M  
Test Site / Operator: ETS / Derek  
Temperature: Temp.: 23.9°C  
Comment 1: according to §15.247  
Ant.: HL 223,  
Freq: 820.441MHz, Emax: 48.51dBµV/m, RBW: 100kHz



**Spurious emissions Field Strength**

**FCC RULES PART 15, SUBPART C / LP 0002**

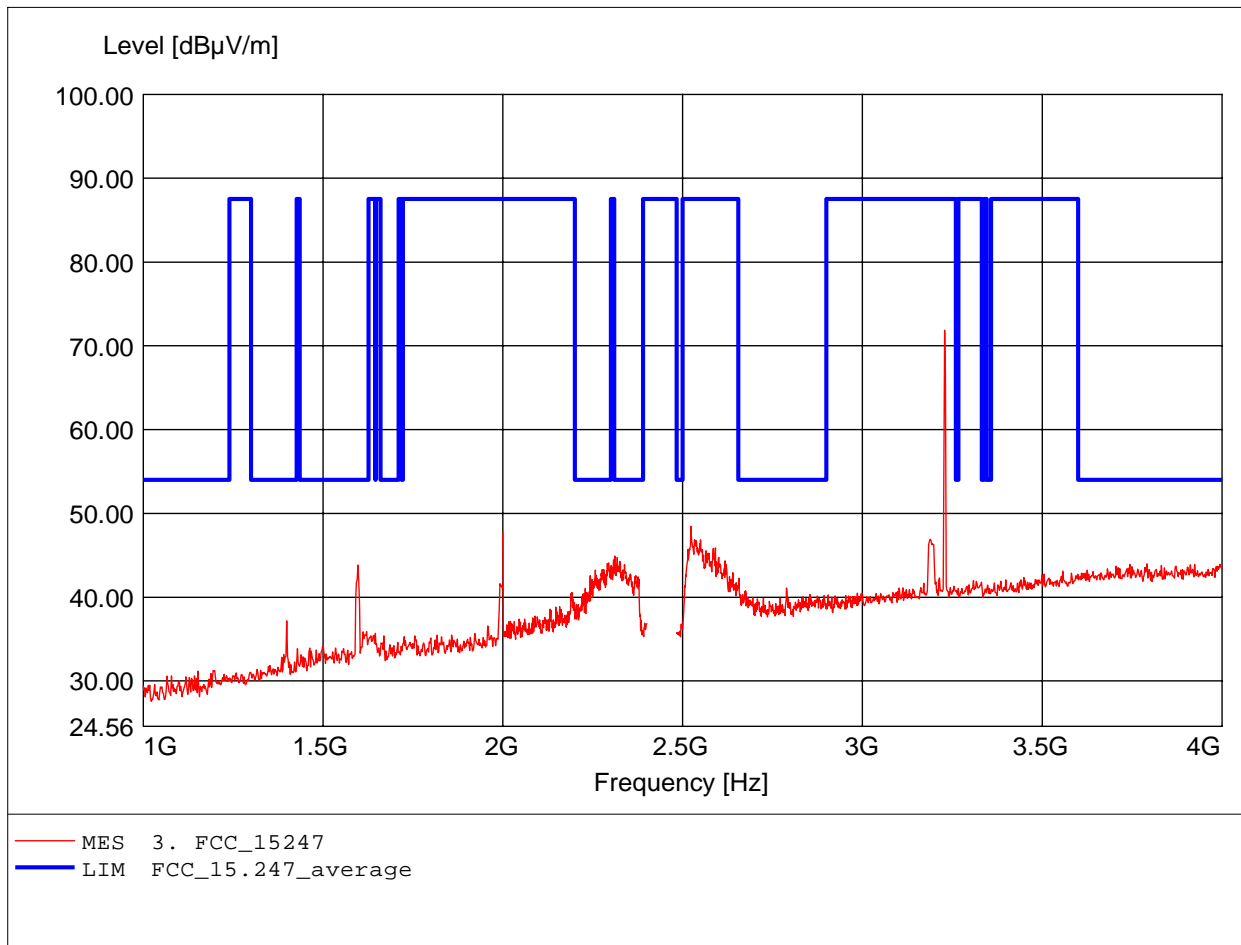
Order Number: W6M20703-7955 802.11n ch1 40M  
Test Site / Operator: ETS / Derek  
Temperature: Temp.: 23.9°C  
Comment 1: according to §15.247  
Ant.: HL 223,  
Freq: 820.441MHz, Emax: 46.62dBµV/m, RBW: 100kHz



# Spurious emissions Field Strength

FCC RULES PART 15, SUBPART C / LP 0002

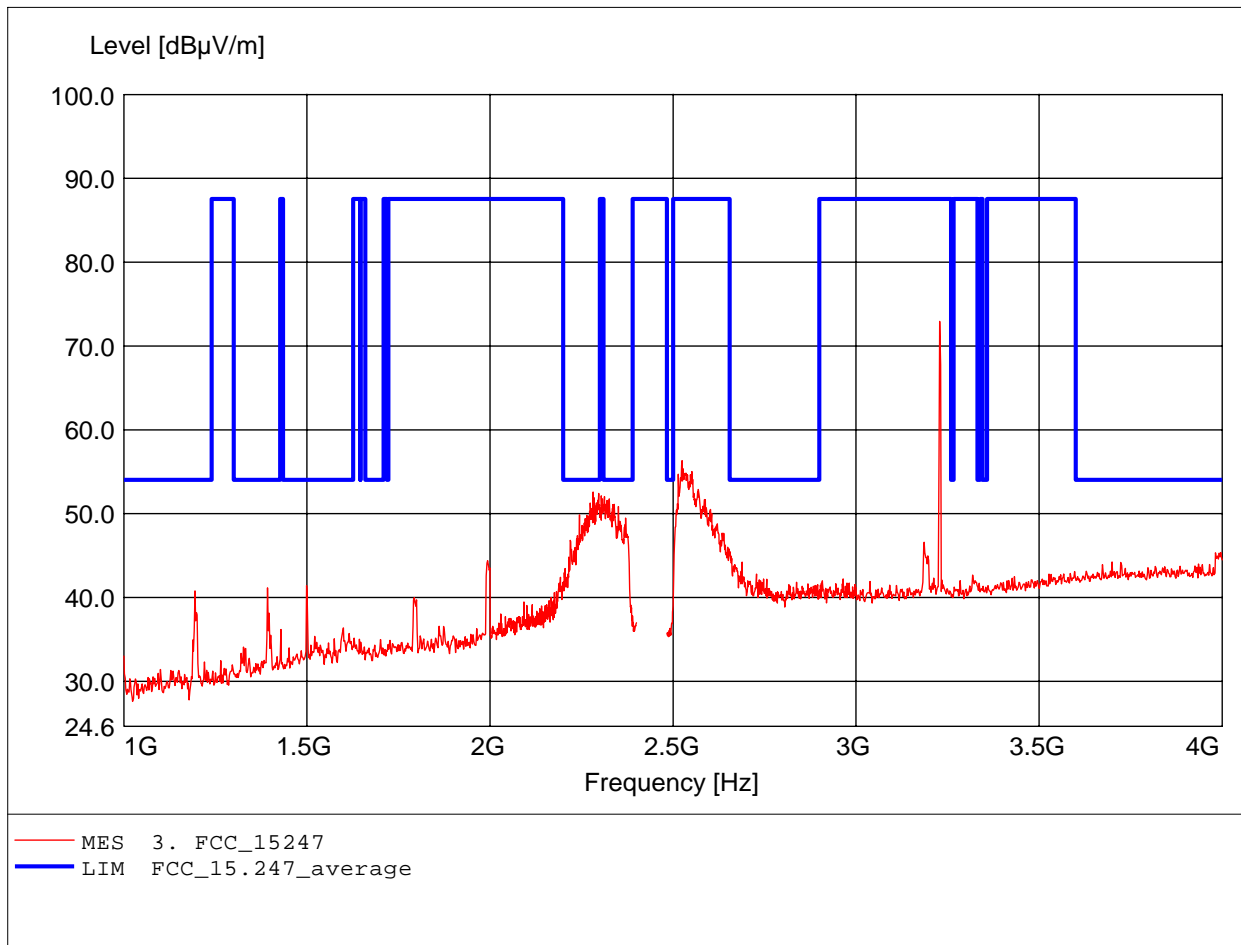
Order Number: W6M20703-7955 802.11n ch1 40M  
Test Site / Operator: ETS / Derek  
Temperature: Temp.: 23.9°C  
Comment 1: according to §15.247 / LP 0002, peak detector  
Ant.: HL025, amplif.  
Freq: 3.228GHz, Emax: 71.87dBμV/m, RBW: 1MHz



# Spurious emissions Field Strength

FCC RULES PART 15, SUBPART C / LP 0002

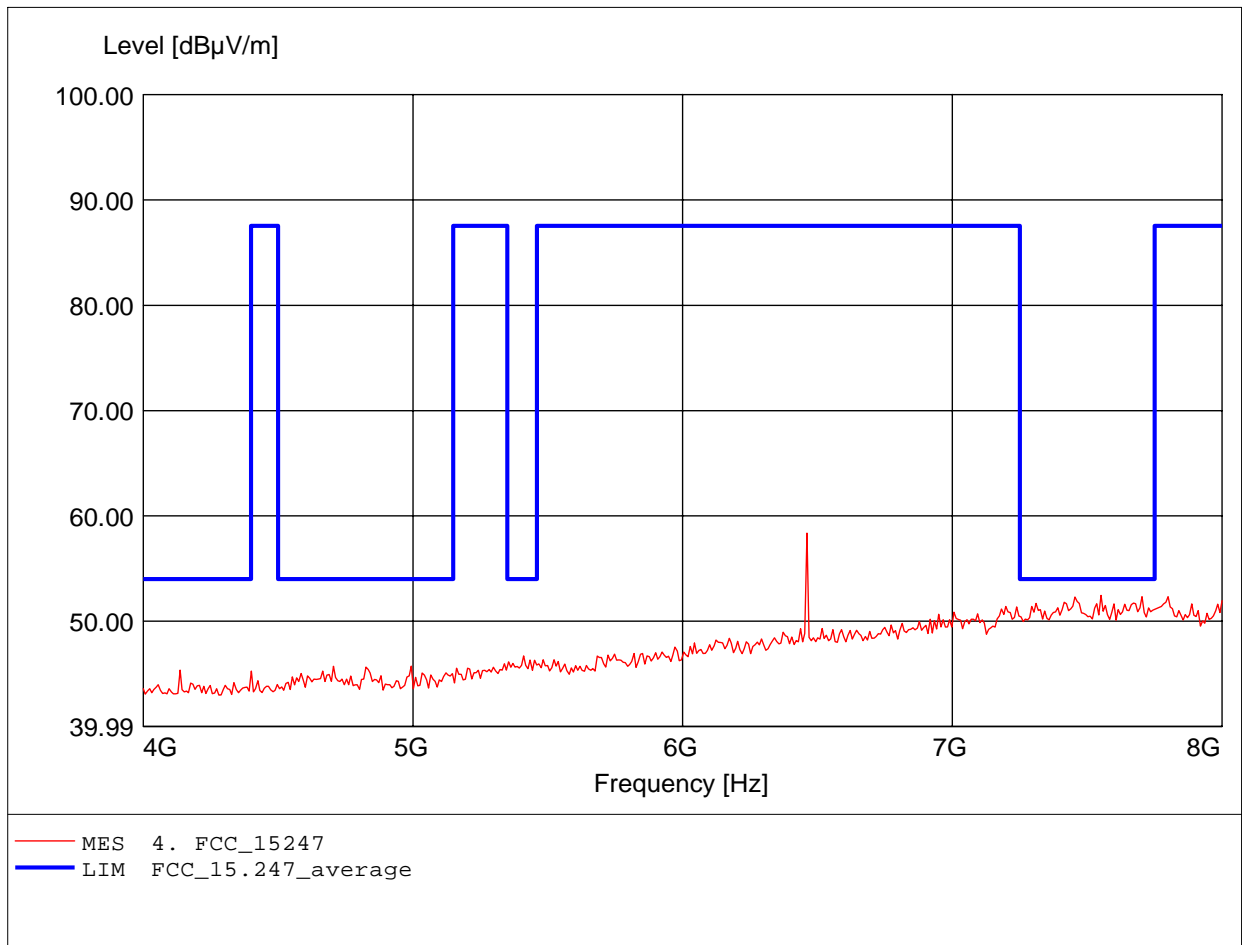
Order Number: W6M20703-7955 802.11n ch1 40M  
Test Site / Operator: ETS / Derek  
Temperature: Temp.: 23.9°C  
Comment 1: according to §15.247 / LP 0002, peak detector  
Ant.: HL025, amplif.  
Freq: 3.228GHz, Emax: 72.95dBμV/m, RBW: 1MHz



# Spurious emissions Field Strength

FCC RULES PART 15, SUBPART C / LP 0002

Order Number: W6M20703-7955 802.11n ch1 40M  
Test Site / Operator: ETS / Derek  
Temperature: Temp.: 23.9°C  
Comment 1: according to §15.247, peak detector  
Ant.: HL025, ampl.+HP.  
Freq: 6.461GHz, Emax: 58.37dBμV/m, RBW: 1MHz

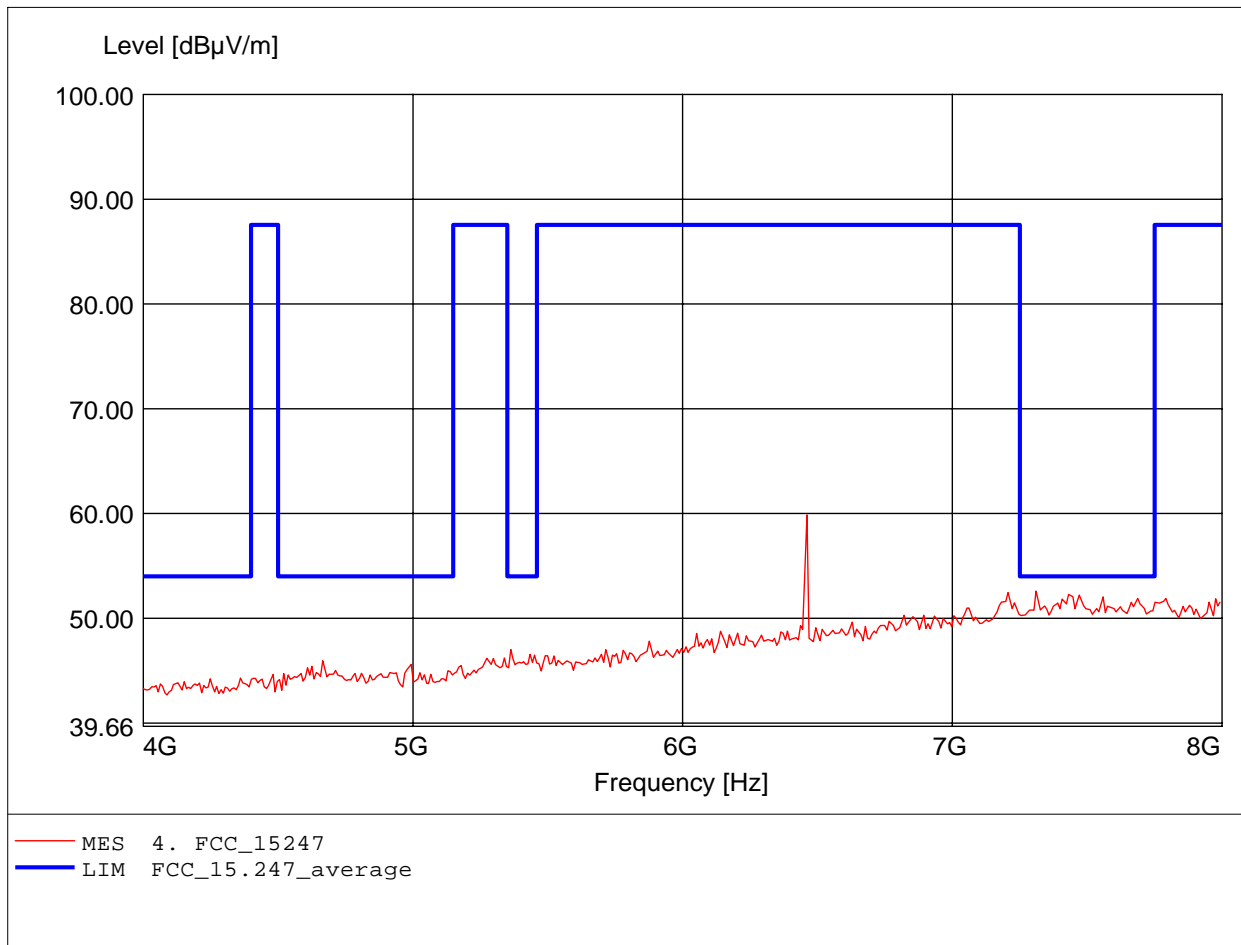




# Spurious emissions Field Strength

FCC RULES PART 15, SUBPART C / LP 0002

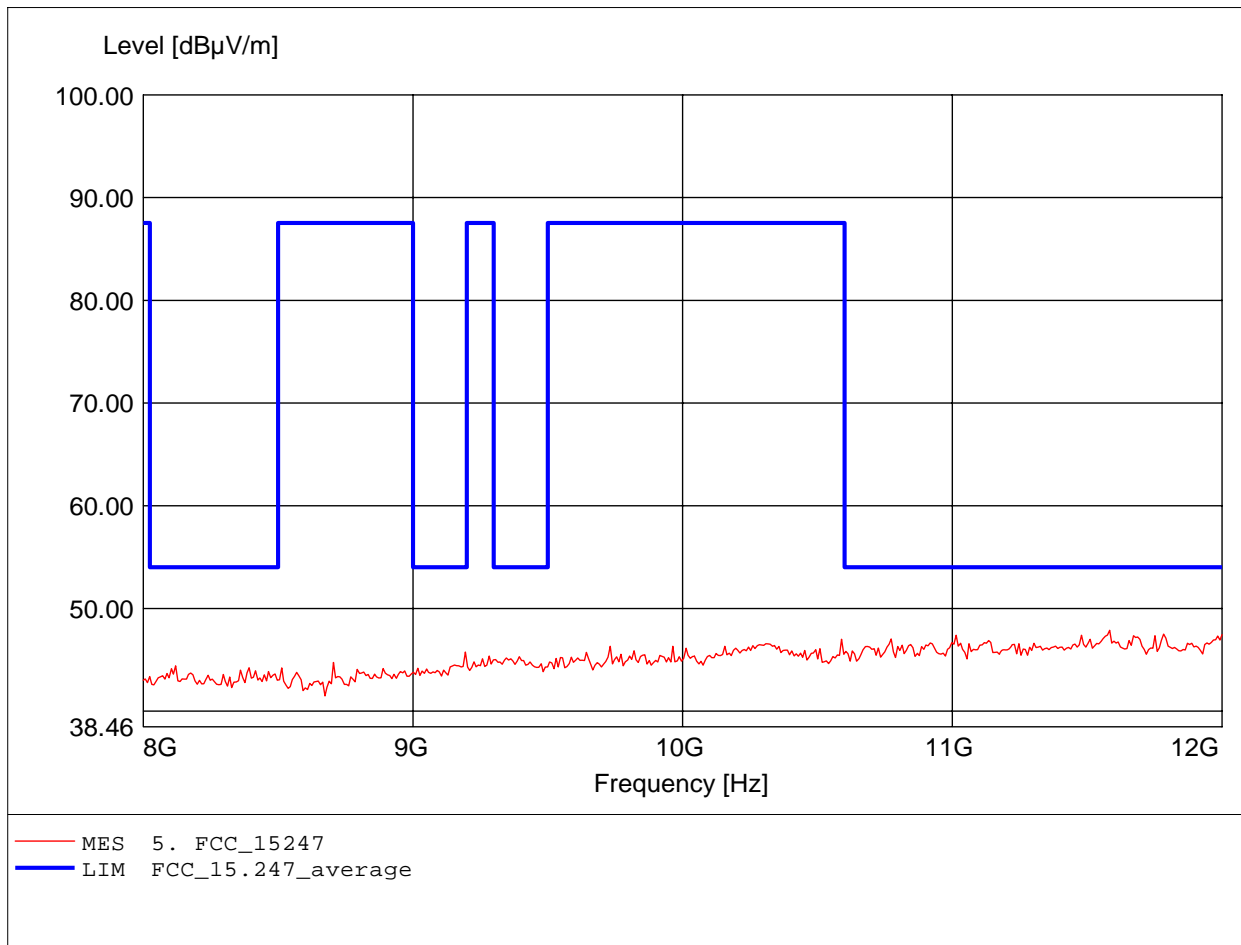
Order Number: W6M20703-7955 802.11n ch1 40M  
Test Site / Operator: ETS / Derek  
Temperature: Temp.: 23.9°C  
Comment 1: according to §15.247, peak detector  
Ant.: HL025, ampl.+HP.  
Freq: 6.461GHz, Emax: 59.87dBμV/m, RBW: 1MHz



# Spurious emissions Field Strength

FCC RULES PART 15, SUBPART C / LP 0002

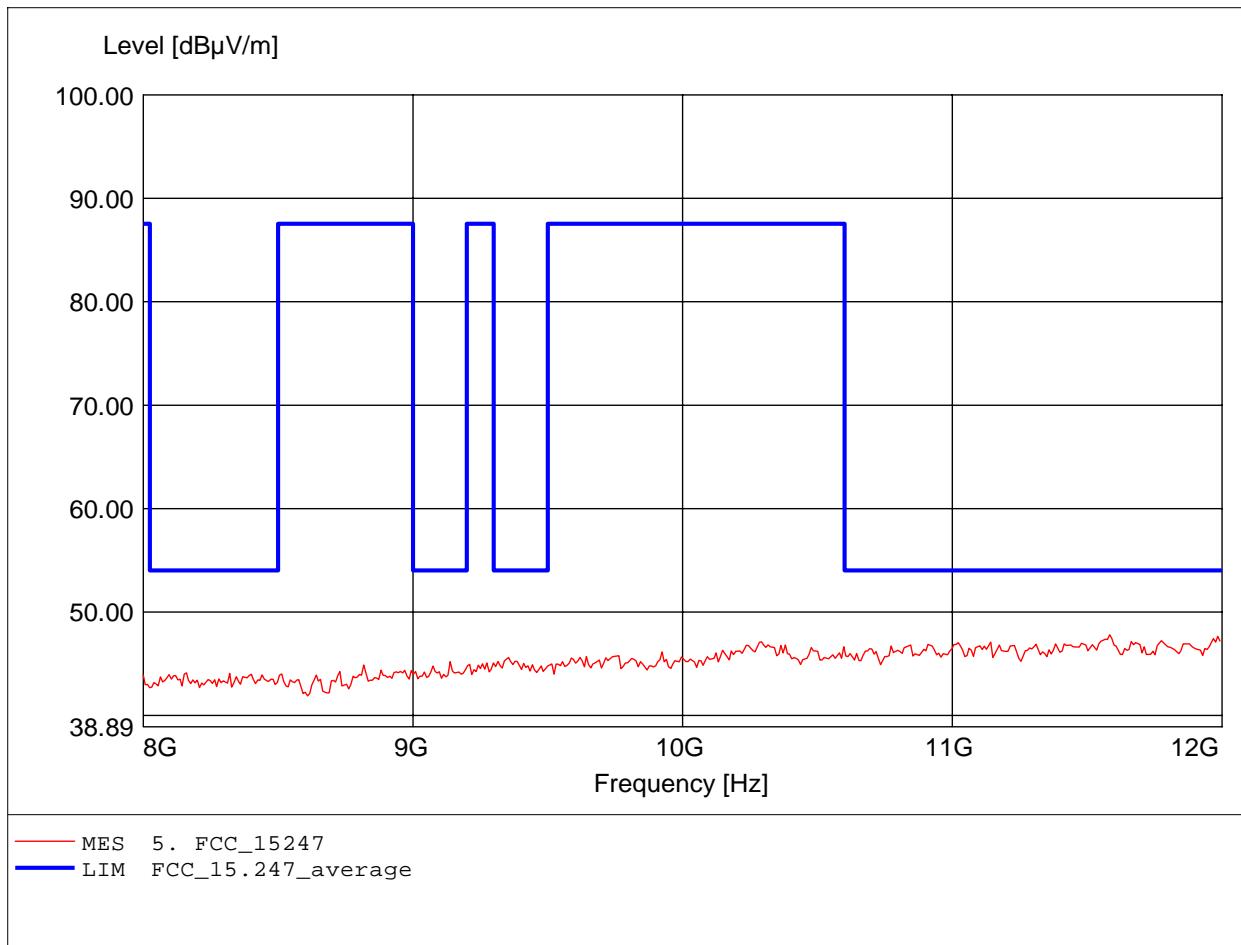
Order Number: W6M20703-7955 802.11n ch1 40M  
Test Site / Operator: ETS / Derek  
Temperature: Temp.: 23.9°C  
Comment 1: according to §15.247, peak detector  
Ant.: HL025, ampl.+HP.  
Freq: 11.583GHz, Emax: 47.87dBμV/m, RBW: 1MHz



# Spurious emissions Field Strength

FCC RULES PART 15, SUBPART C / LP 0002

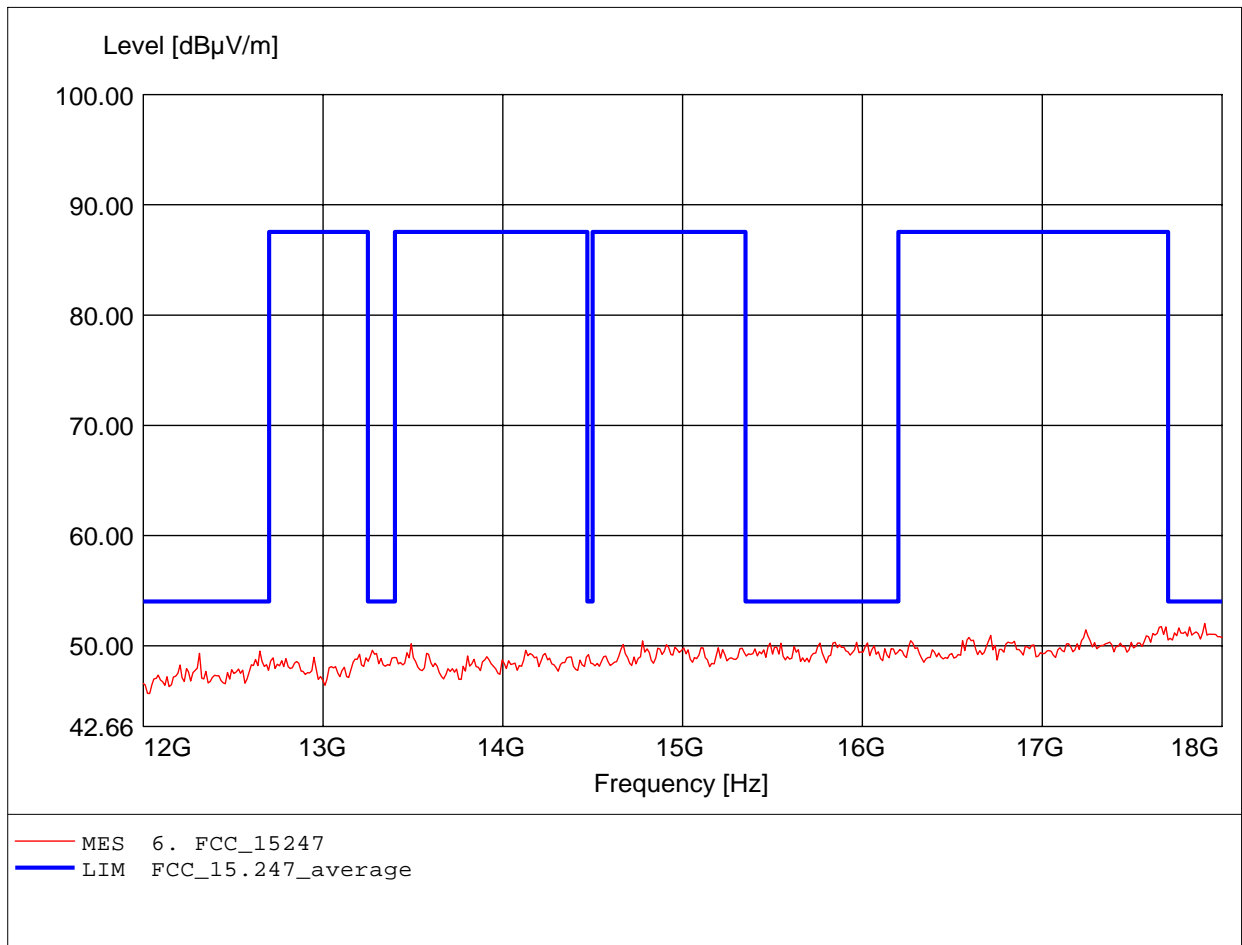
Order Number: W6M20703-7955 802.11n ch1 40M  
Test Site / Operator: ETS / Derek  
Temperature: Temp.: 23.9°C  
Comment 1: according to §15.247, peak detector  
Ant.: HL025, ampl.+HP.  
Freq: 11.583GHz, Emax: 47.81dBµV/m, RBW: 1MHz



**Spurious emissions Field Strength**

**FCC RULES PART 15, SUBPART C / LP 0002**

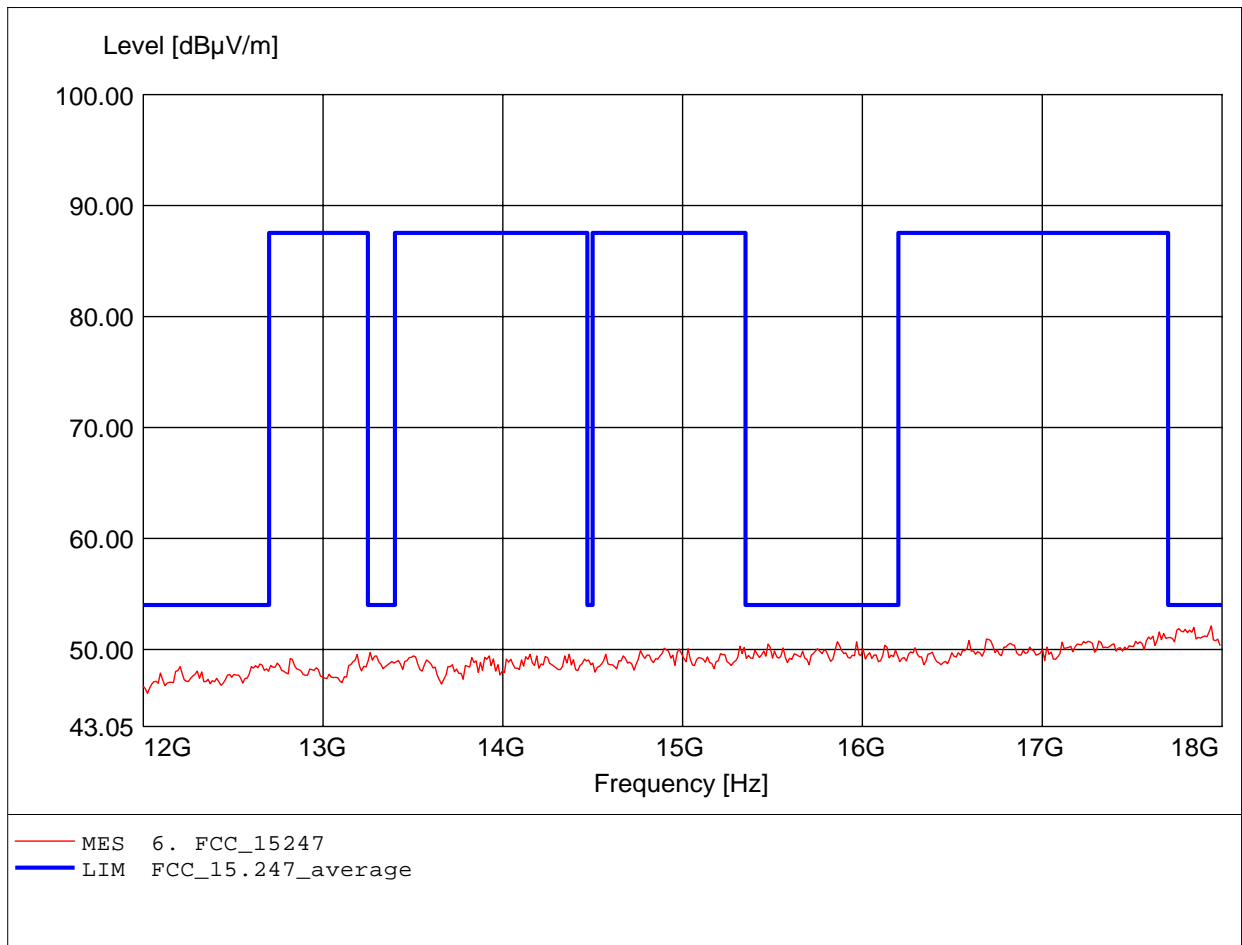
Order Number: W6M20703-7955 802.11n ch1 40M  
Test Site / Operator: ETS / Derek  
Temperature: Temp.: 23.9°C  
Comment 1: according to §15.247, peak detector  
Ant.: HL025, ampl.+HP.  
Freq: 17.904GHz, Emax: 52.03dBμV/m, RBW: 1MHz



**Spurious emissions Field Strength**

**FCC RULES PART 15, SUBPART C / LP 0002**

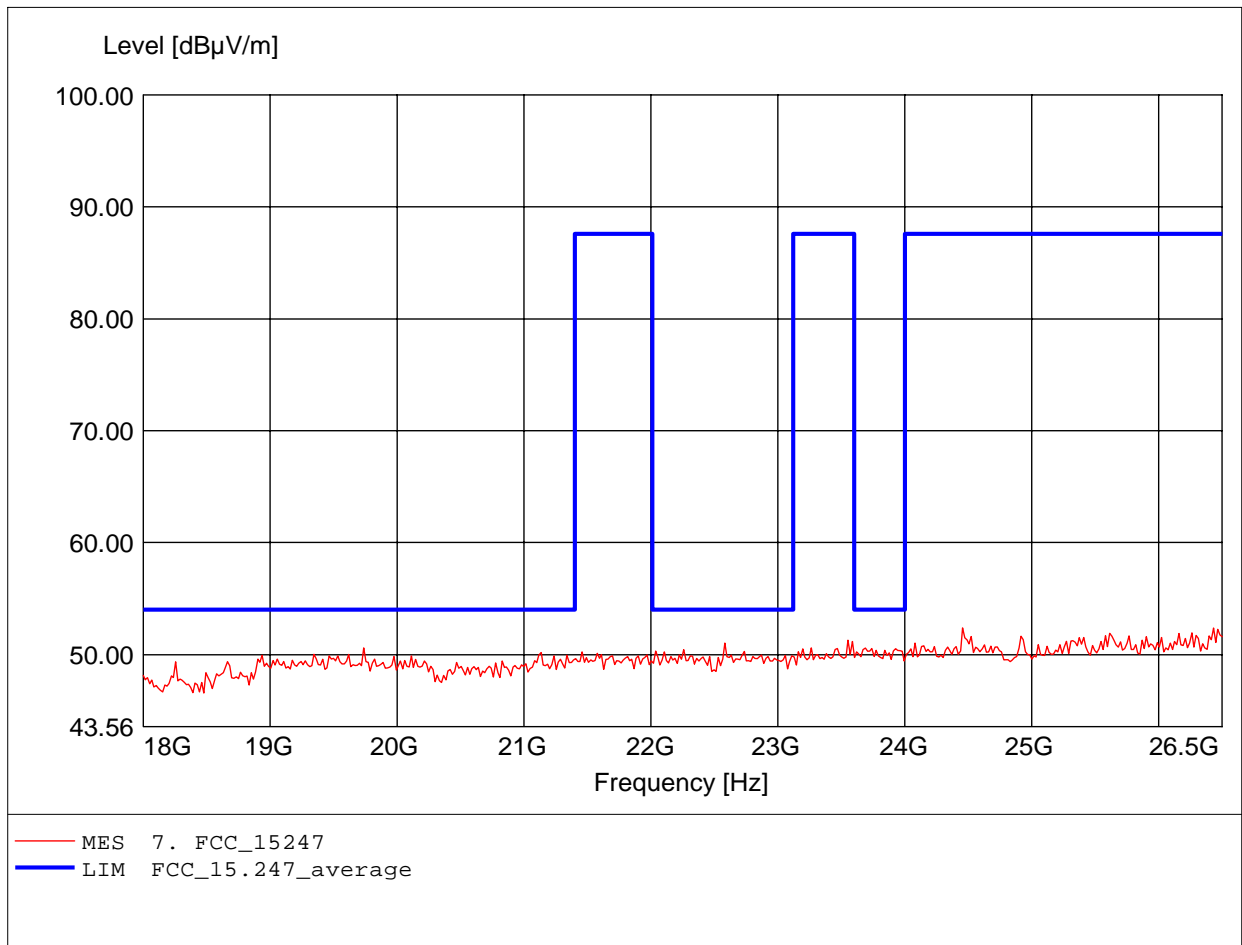
Order Number: W6M20703-7955 802.11n ch1 40M  
Test Site / Operator: ETS / Derek  
Temperature: Temp.: 23.9°C  
Comment 1: according to §15.247, peak detector  
Ant.: HL025, ampl.+HP.  
Freq: 17.940GHz, Emax: 52.12dBµV/m, RBW: 1MHz



# Spurious emissions Field Strength

FCC RULES PART 15, SUBPART C / LP 0002

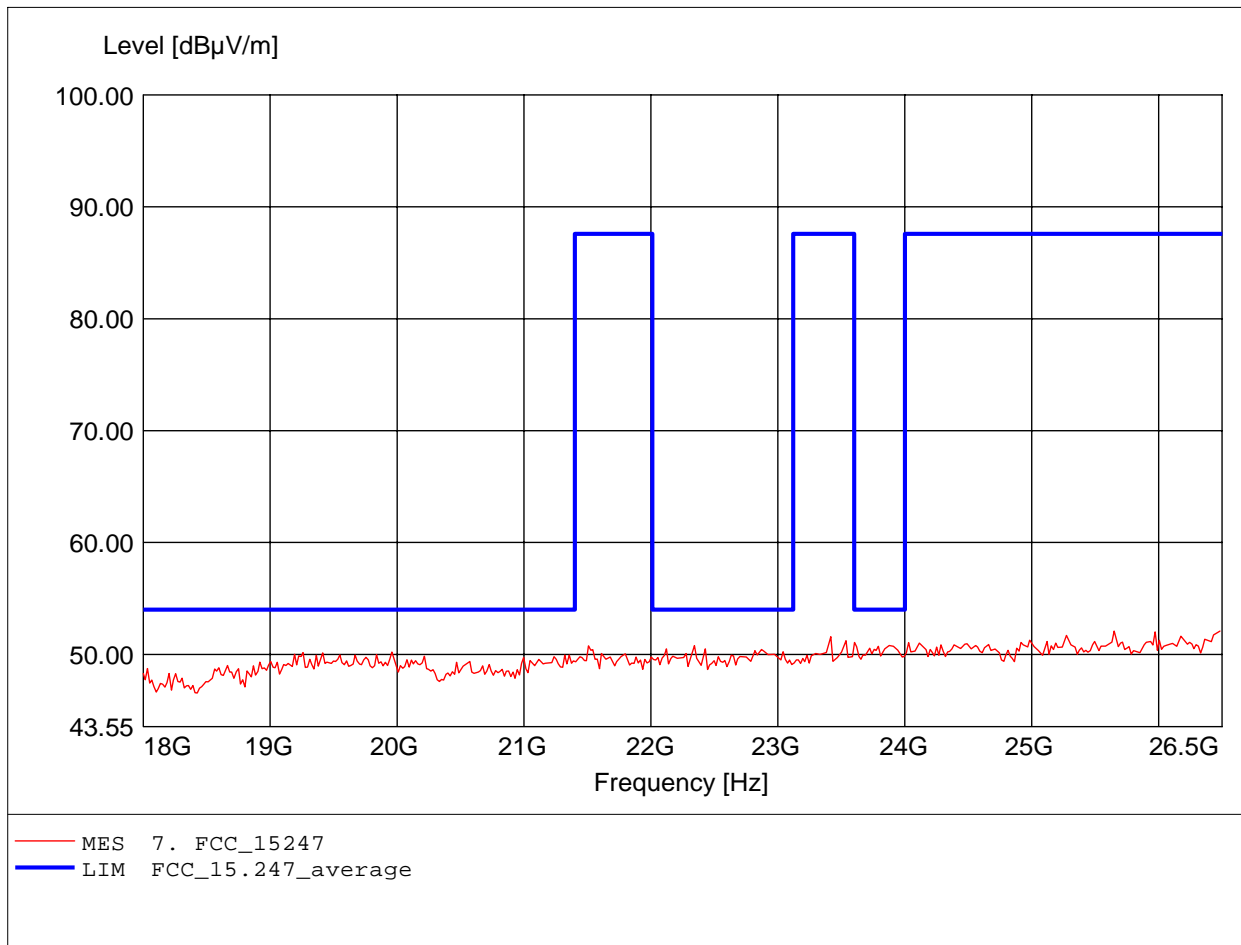
Order Number: W6M20703-7955 802.11n ch1 40M  
Test Site / Operator: ETS / Derek  
Temperature: Temp.: 23.9°C  
Comment 1: according to §15.247, peak detector  
Ant.: HL025, amplif.  
Freq: 24.456GHz, Emax: 52.39dBμV/m, RBW: 1MHz



# Spurious emissions Field Strength

FCC RULES PART 15, SUBPART C / LP 0002

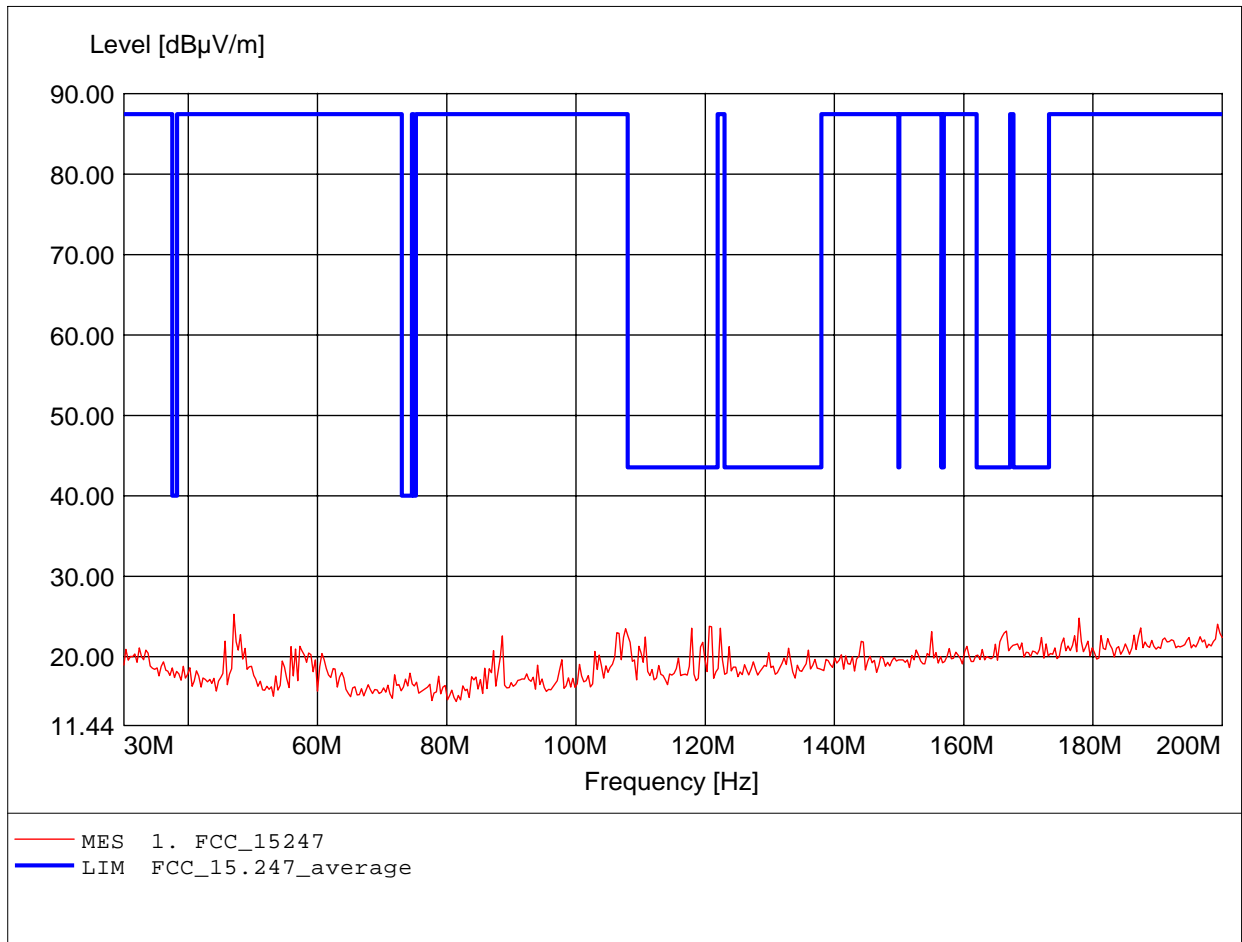
Order Number: W6M20703-7955 802.11n ch1 40M  
Test Site / Operator: ETS / Derek  
Temperature: Temp.: 23.9°C  
Comment 1: according to §15.247, peak detector  
Ant.: HL025, amplif.  
Freq: 25.648GHz, Emax: 52.09dBμV/m, RBW: 1MHz



# Spurious emissions Field Strength

FCC RULES PART 15, SUBPART C / LP 0002

Order Number: W6M20703-7955 802.11n ch4 40M  
Test Site / Operator: ETS / Derek  
Temperature: Temp.: 23.9°C  
Comment 1: according to §15.247  
Ant.: HK 116  
Freq: 47.034MHz, Emax: 25.28dBµV/m, RBW: 100kHz

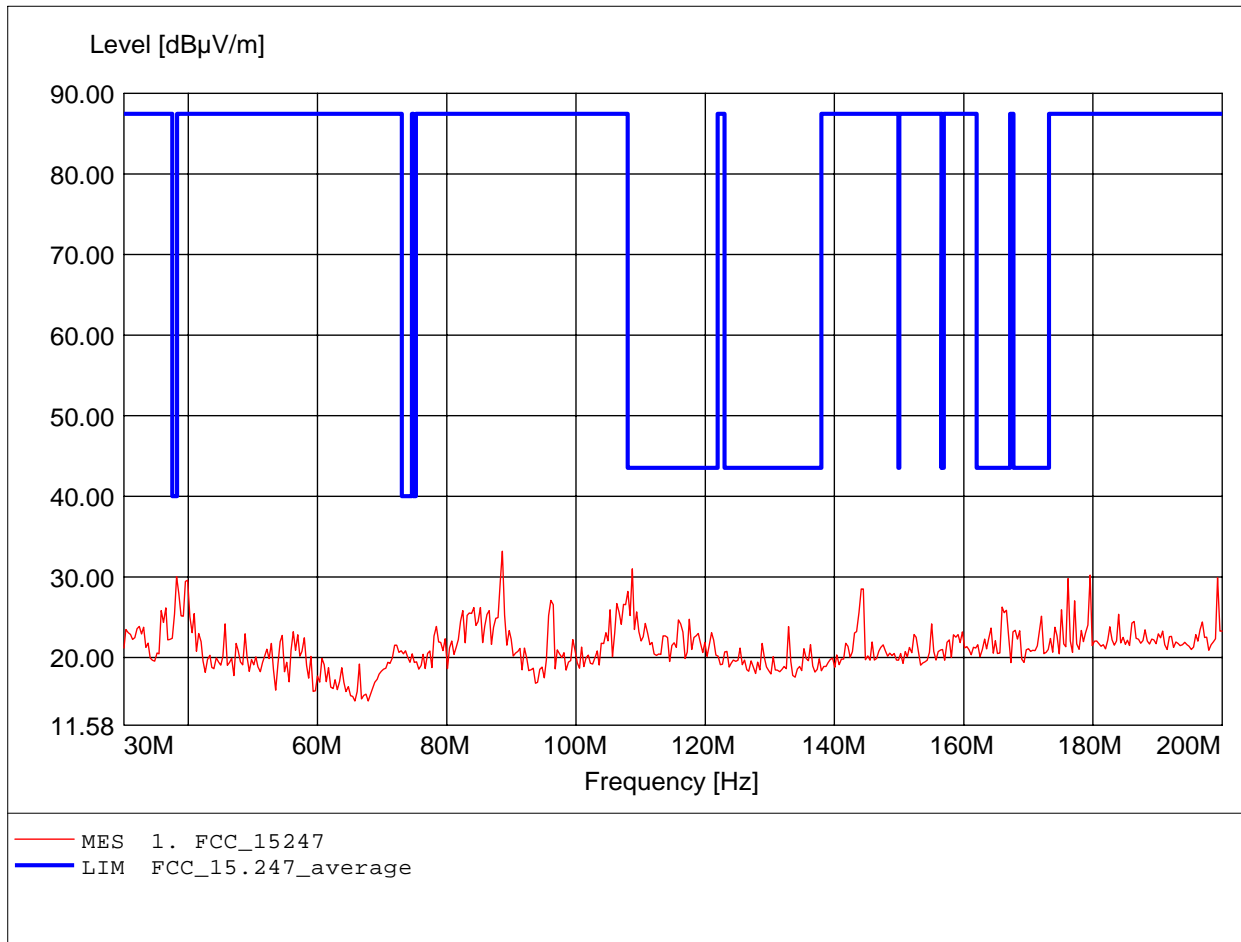




# Spurious emissions Field Strength

FCC RULES PART 15, SUBPART C / LP 0002

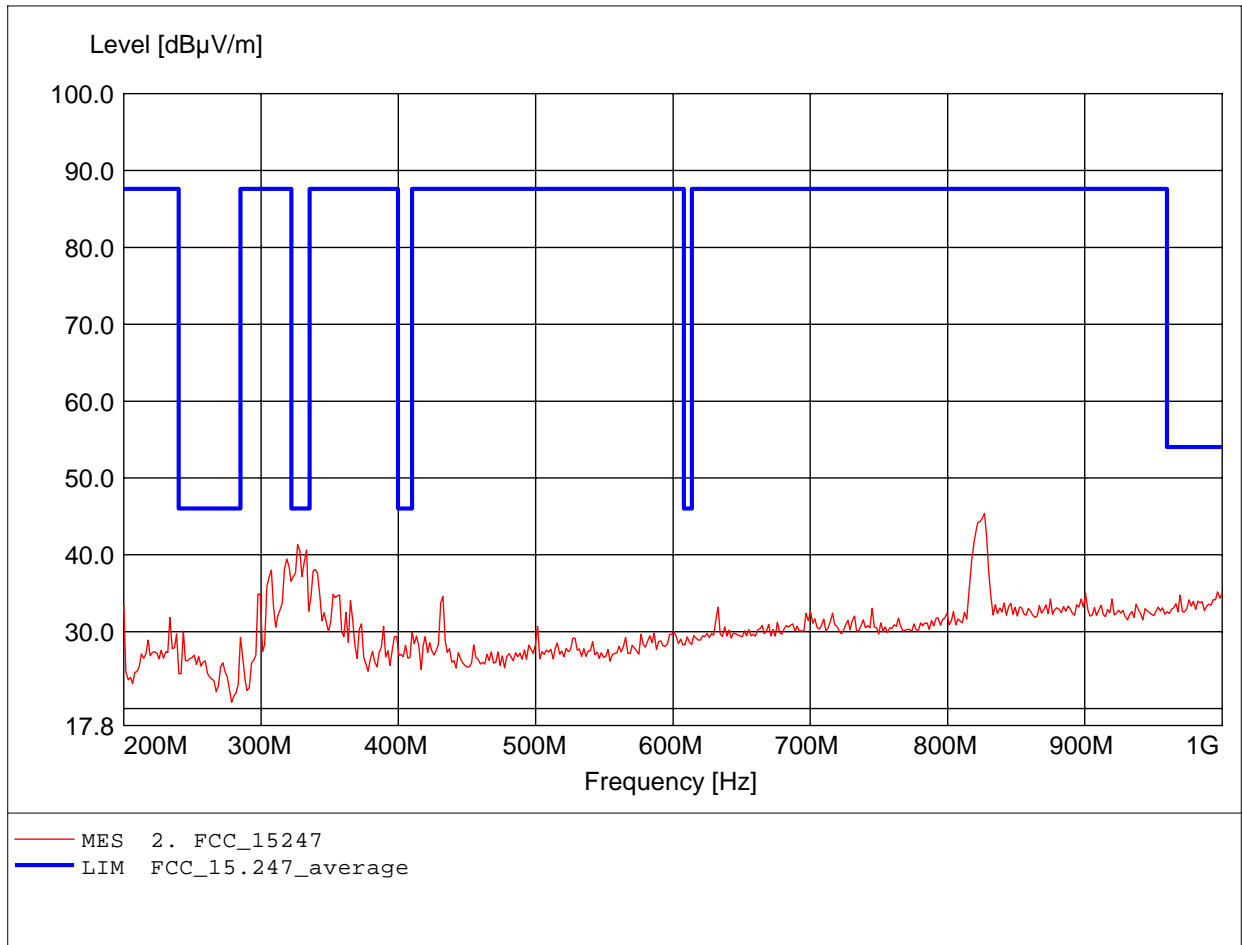
Order Number: W6M20703-7955 802.11n ch4 40M  
Test Site / Operator: ETS / Derek  
Temperature: Temp.: 23.9°C  
Comment 1: according to §15.247  
Ant.: HK 116  
Freq: 88.597MHz, Emax: 33.18dBμV/m, RBW: 100kHz



# Spurious emissions Field Strength

FCC RULES PART 15, SUBPART C / LP 0002

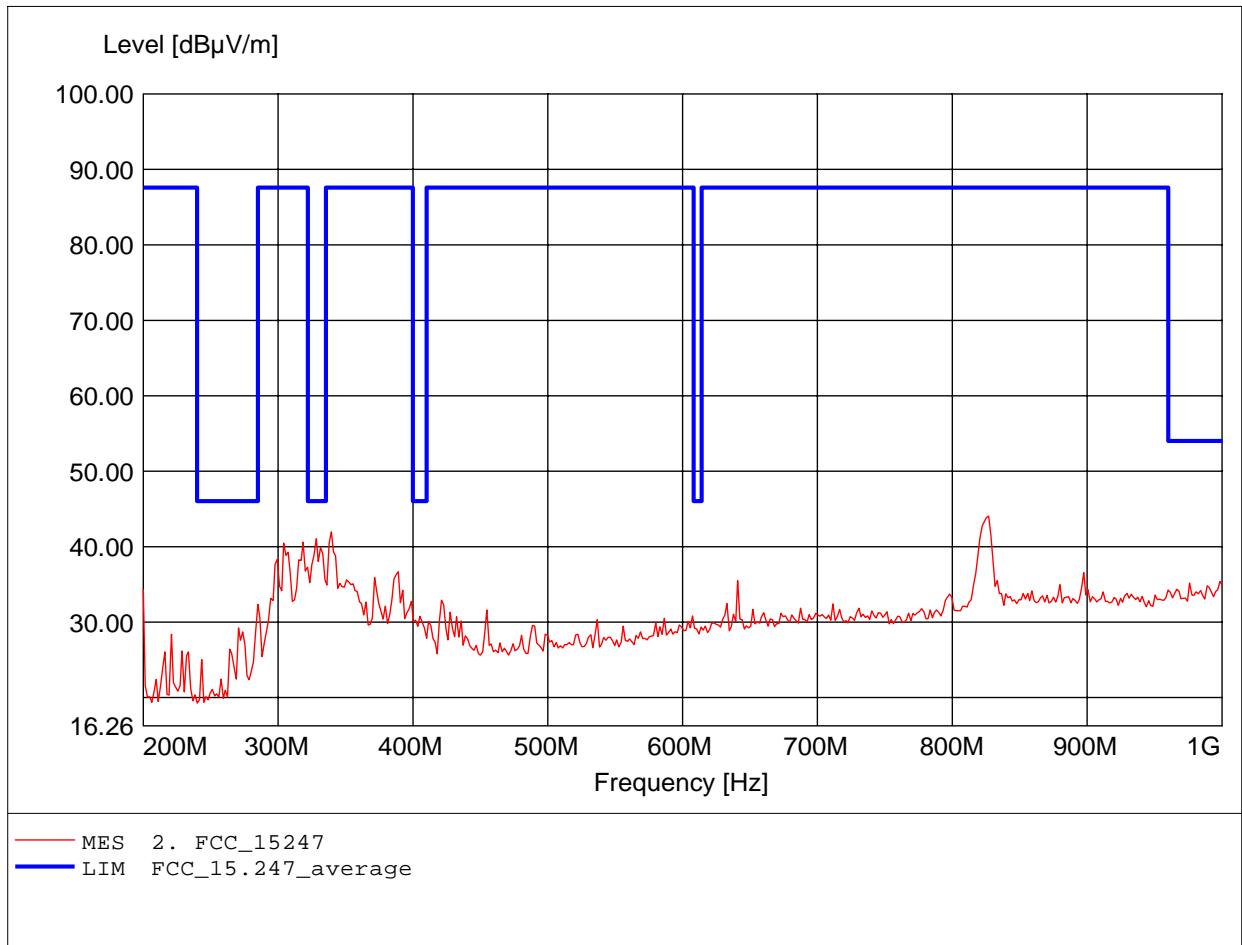
Order Number: W6M20703-7955 802.11n ch4 40M  
Test Site / Operator: ETS / Derek  
Temperature: Temp.: 23.9°C  
Comment 1: according to §15.247  
Ant.: HL 223,  
Freq: 826.854MHz, Emax: 45.38dBµV/m, RBW: 100kHz



# Spurious emissions Field Strength

FCC RULES PART 15, SUBPART C / LP 0002

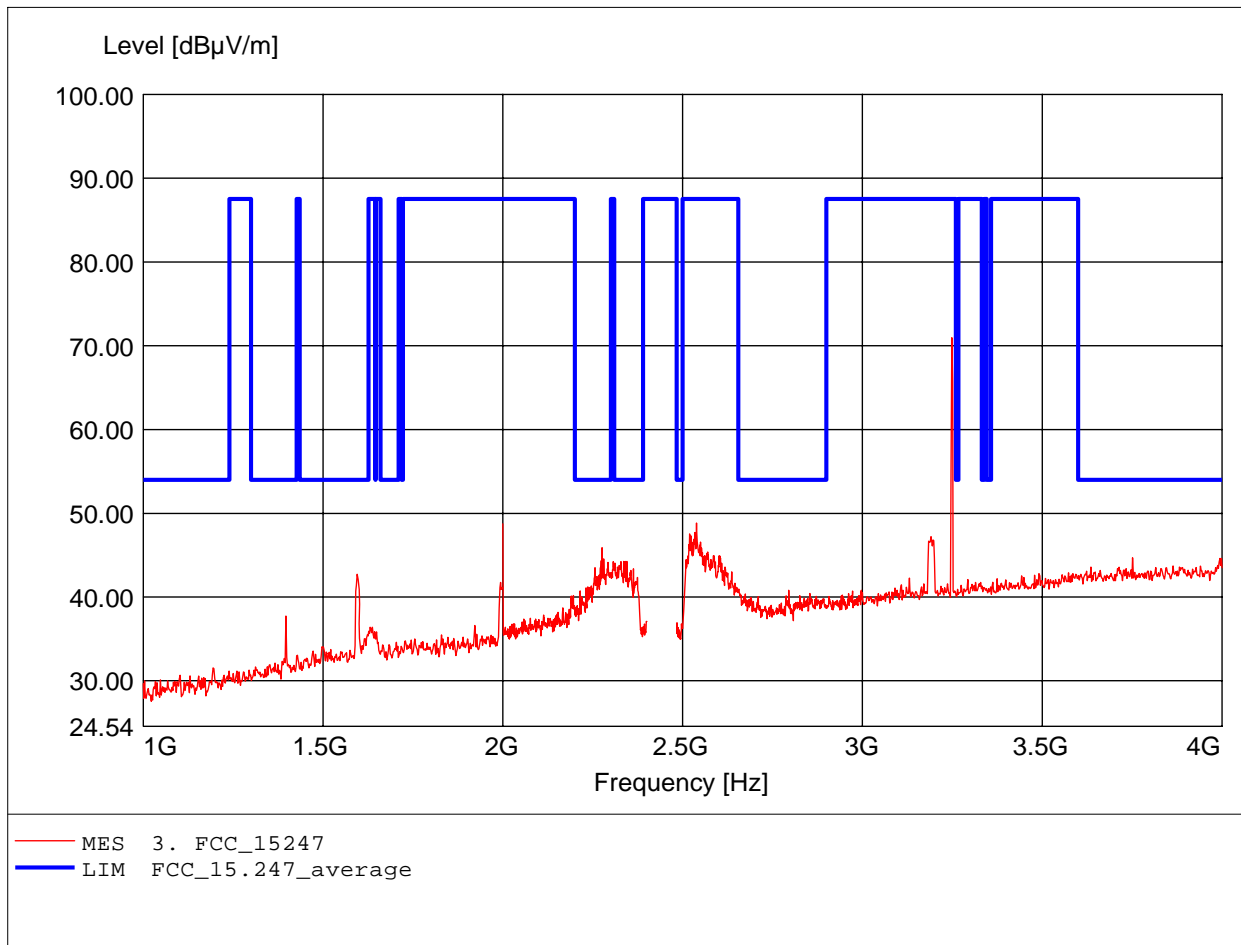
Order Number: W6M20703-7955 802.11n ch4 40M  
Test Site / Operator: ETS / Derek  
Temperature: Temp.: 23.9°C  
Comment 1: according to §15.247  
Ant.: HL 223,  
Freq: 826.854MHz, Emax: 44.05dBμV/m, RBW: 100kHz



# Spurious emissions Field Strength

FCC RULES PART 15, SUBPART C / LP 0002

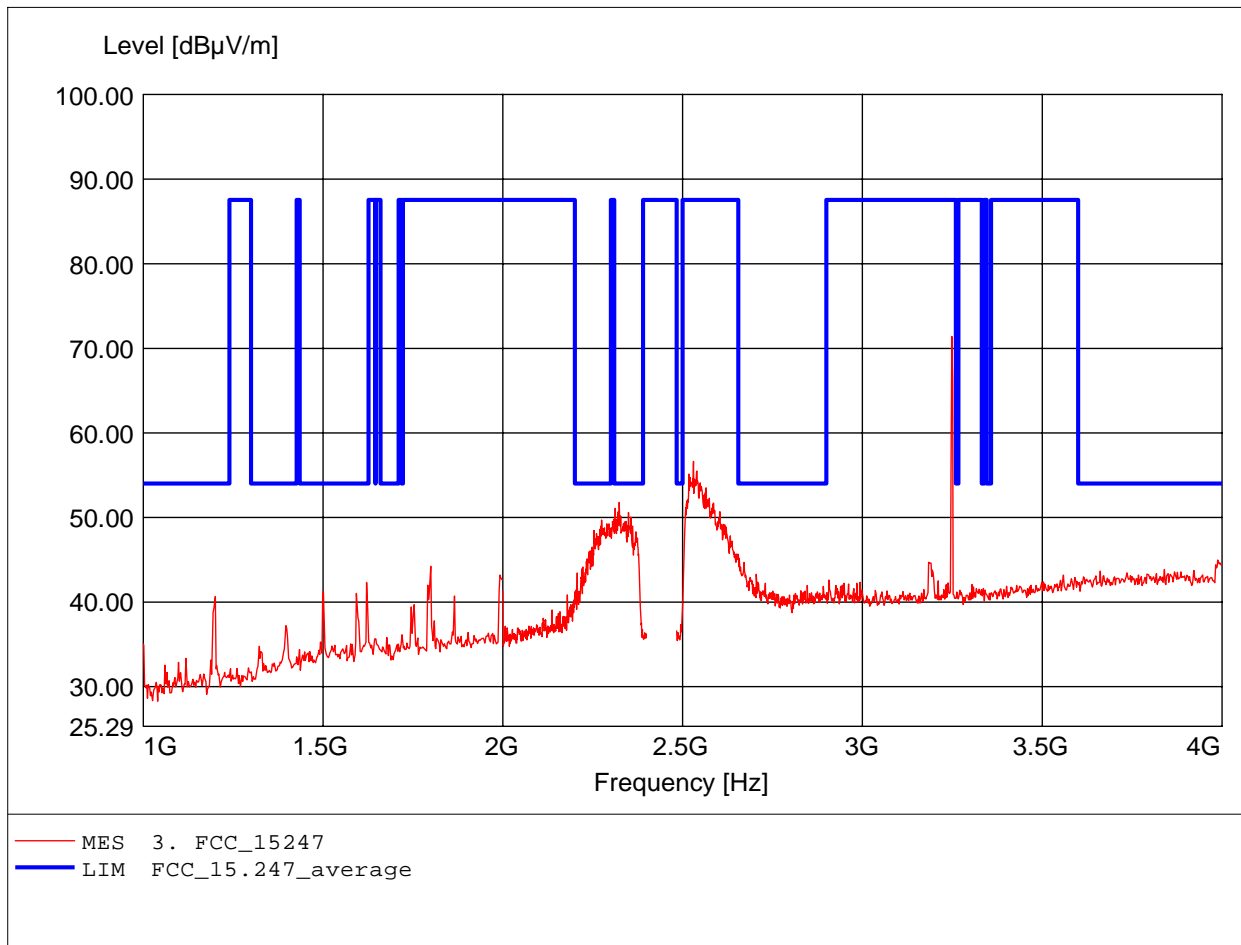
Order Number: W6M20703-7955 802.11n ch4 40M  
Test Site / Operator: ETS / Derek  
Temperature: Temp.: 23.9°C  
Comment 1: according to §15.247 / LP 0002, peak detector  
Ant.: HL025, amplif.  
Freq: 3.248GHz, Emax: 70.96dBμV/m, RBW: 1MHz



# Spurious emissions Field Strength

FCC RULES PART 15, SUBPART C / LP 0002

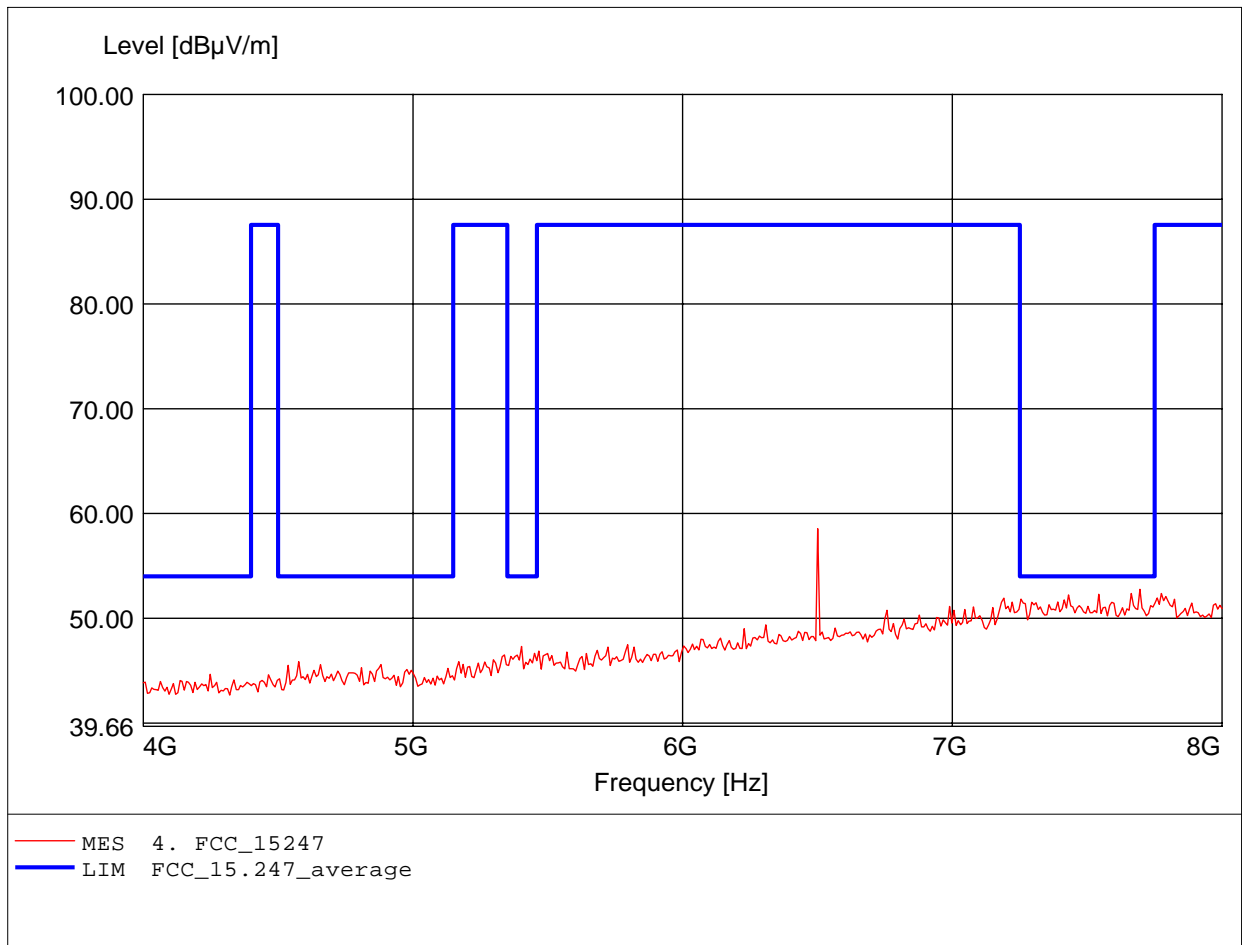
Order Number: W6M20703-7955 802.11n ch4 40M  
Test Site / Operator: ETS / Derek  
Temperature: Temp.: 23.9°C  
Comment 1: according to §15.247 / LP 0002, peak detector  
Ant.: HL025, amplif.  
Freq: 3.248GHz, Emax: 71.41dBµV/m, RBW: 1MHz



# Spurious emissions Field Strength

FCC RULES PART 15, SUBPART C / LP 0002

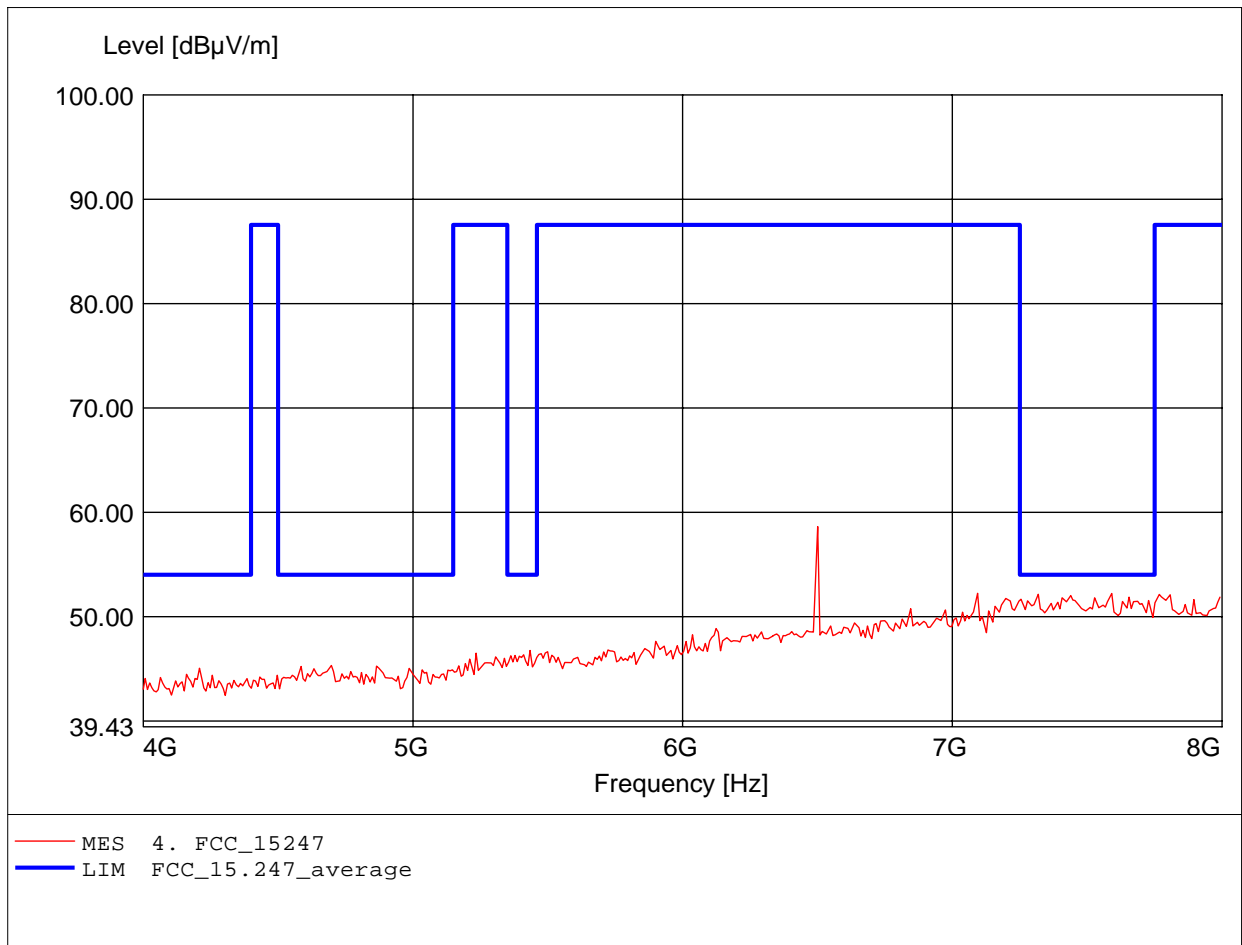
Order Number: W6M20703-7955 802.11n ch4 40M  
Test Site / Operator: ETS / Derek  
Temperature: Temp.: 23.9°C  
Comment 1: according to §15.247, peak detector  
Ant.: HL025, ampl.+HP.  
Freq: 6.501GHz, Emax: 58.57dBμV/m, RBW: 1MHz



# Spurious emissions Field Strength

FCC RULES PART 15, SUBPART C / LP 0002

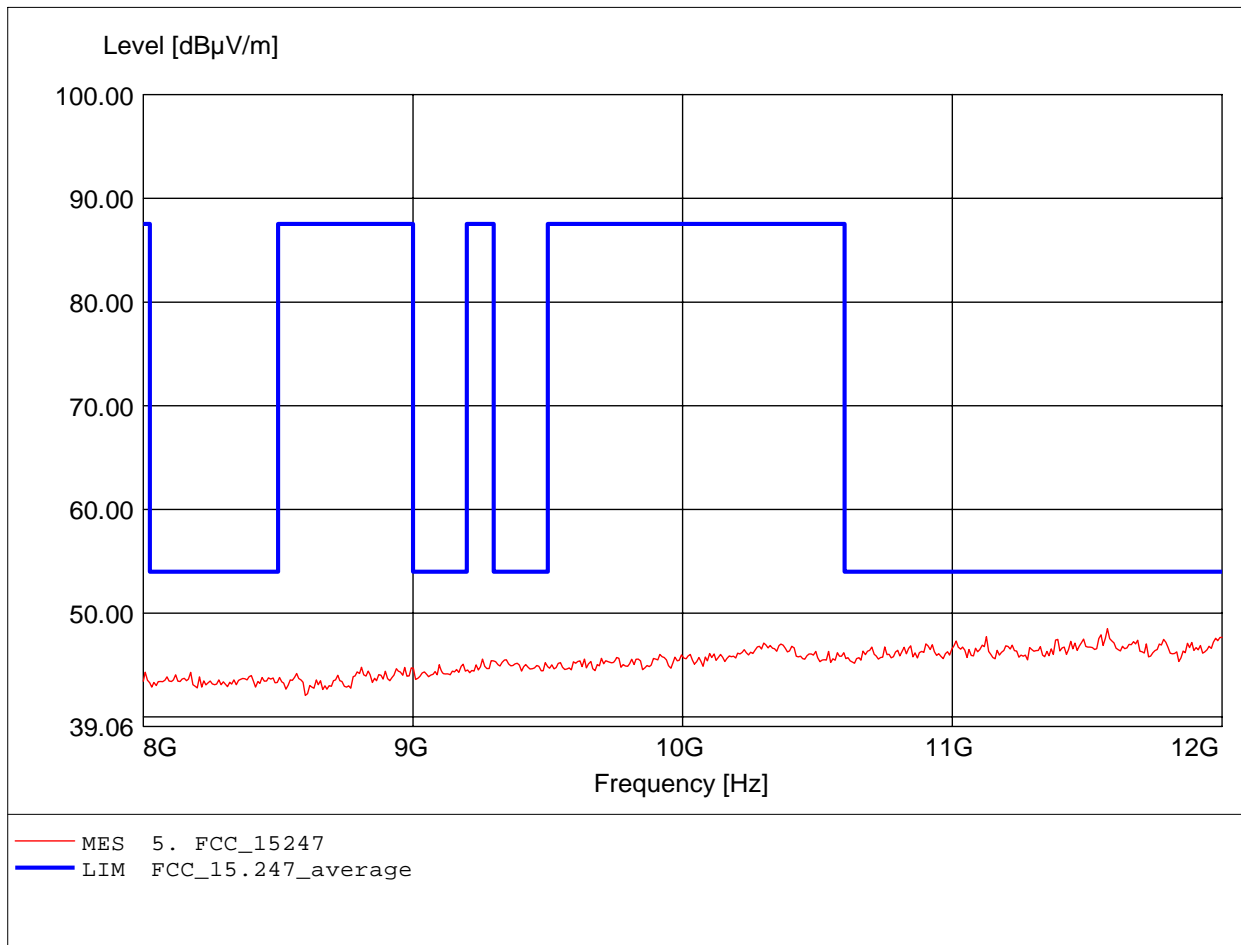
Order Number: W6M20703-7955 802.11n ch4 40M  
Test Site / Operator: ETS / Derek  
Temperature: Temp.: 23.9°C  
Comment 1: according to §15.247, peak detector  
Ant.: HL025, ampl.+HP.  
Freq: 6.501GHz, Emax: 58.62dBμV/m, RBW: 1MHz



# Spurious emissions Field Strength

FCC RULES PART 15, SUBPART C / LP 0002

Order Number: W6M20703-7955 802.11n ch4 40M  
Test Site / Operator: ETS / Derek  
Temperature: Temp.: 23.9°C  
Comment 1: according to §15.247, peak detector  
Ant.: HL025, ampl.+HP.  
Freq: 11.575GHz, Emax: 48.51dBμV/m, RBW: 1MHz

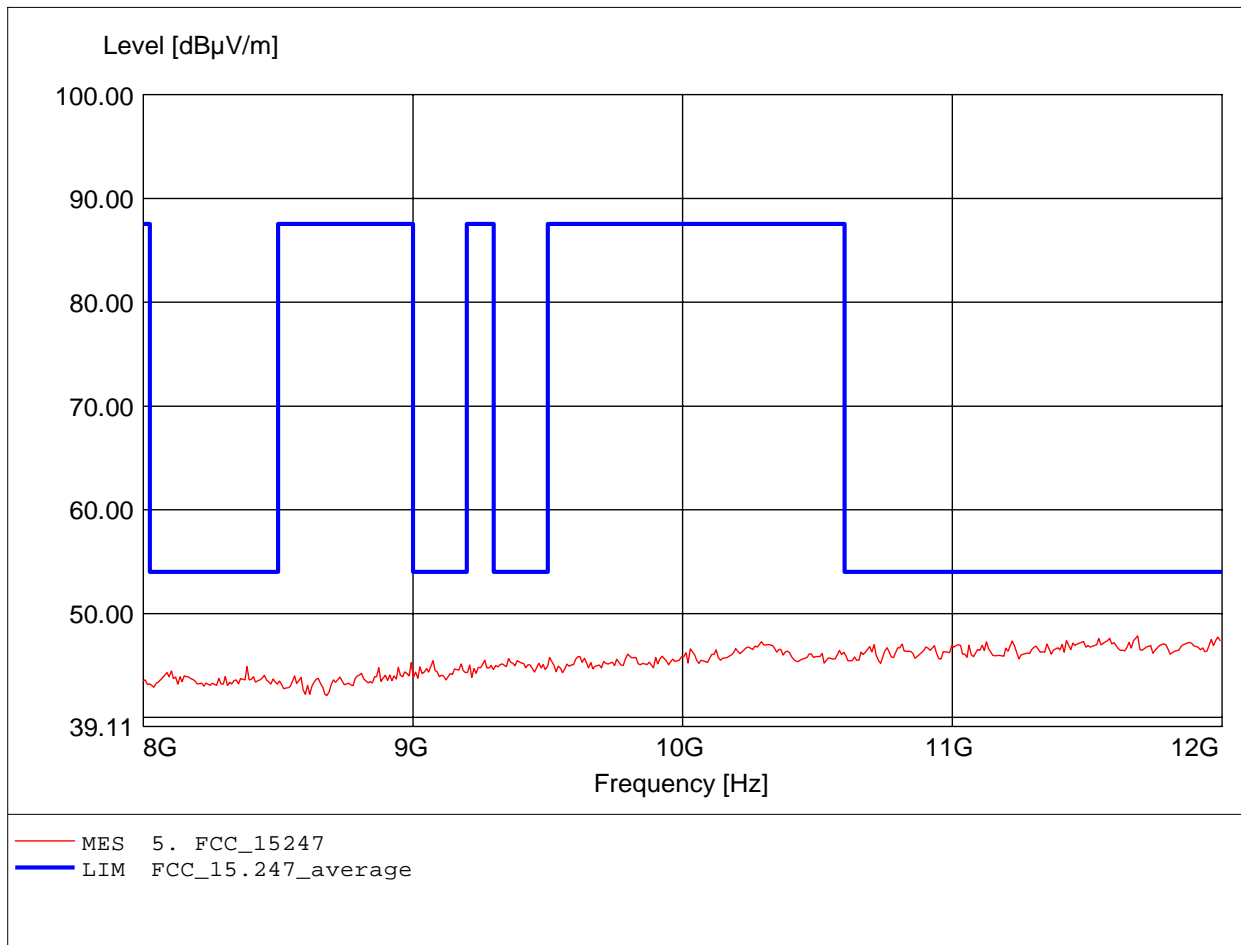




# Spurious emissions Field Strength

FCC RULES PART 15, SUBPART C / LP 0002

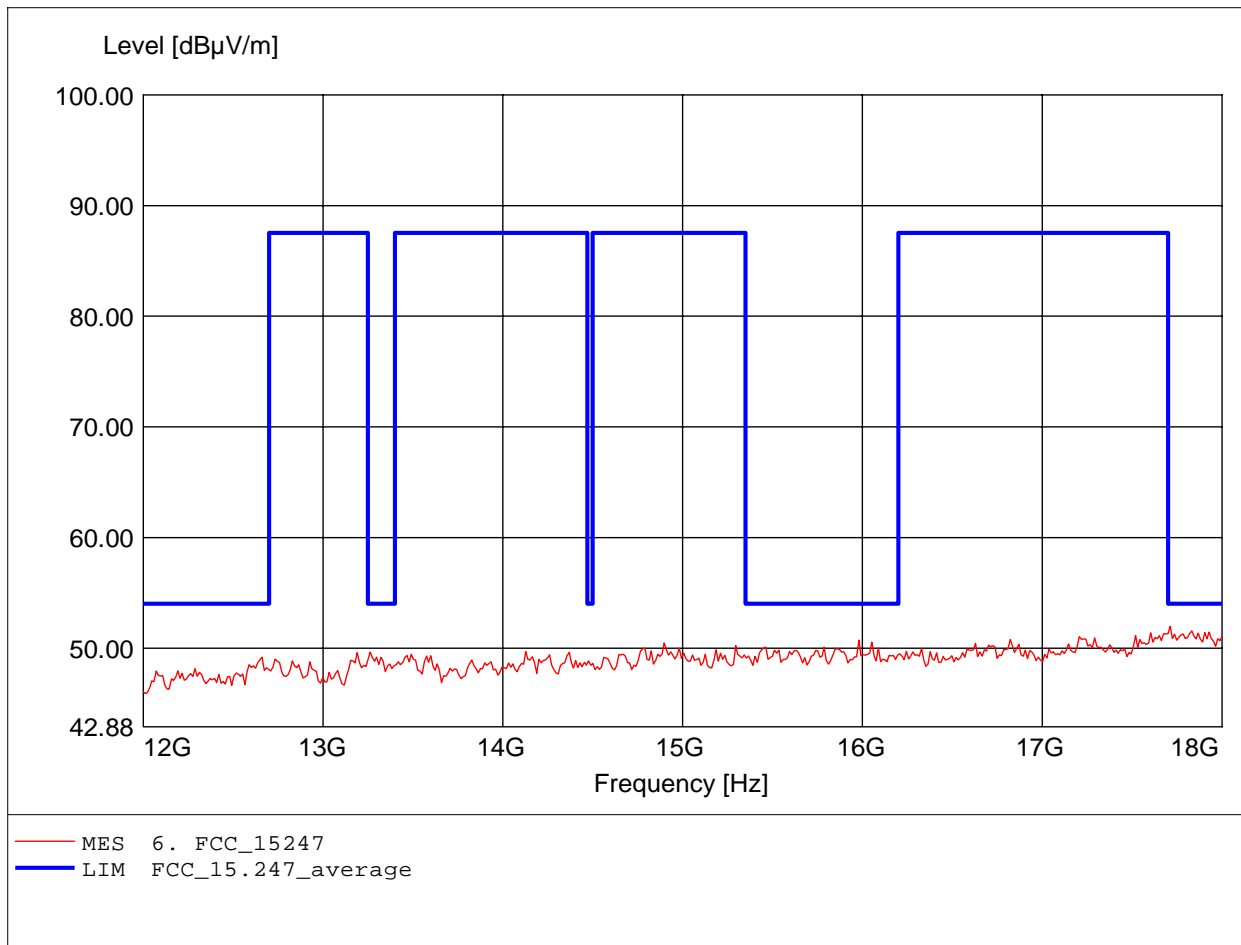
Order Number: W6M20703-7955 802.11n ch4 40M  
Test Site / Operator: ETS / Derek  
Temperature: Temp.: 23.9°C  
Comment 1: according to §15.247, peak detector  
Ant.: HL025, ampl.+HP.  
Freq: 11.687GHz, Emax: 47.86dBμV/m, RBW: 1MHz



# Spurious emissions Field Strength

FCC RULES PART 15, SUBPART C / LP 0002

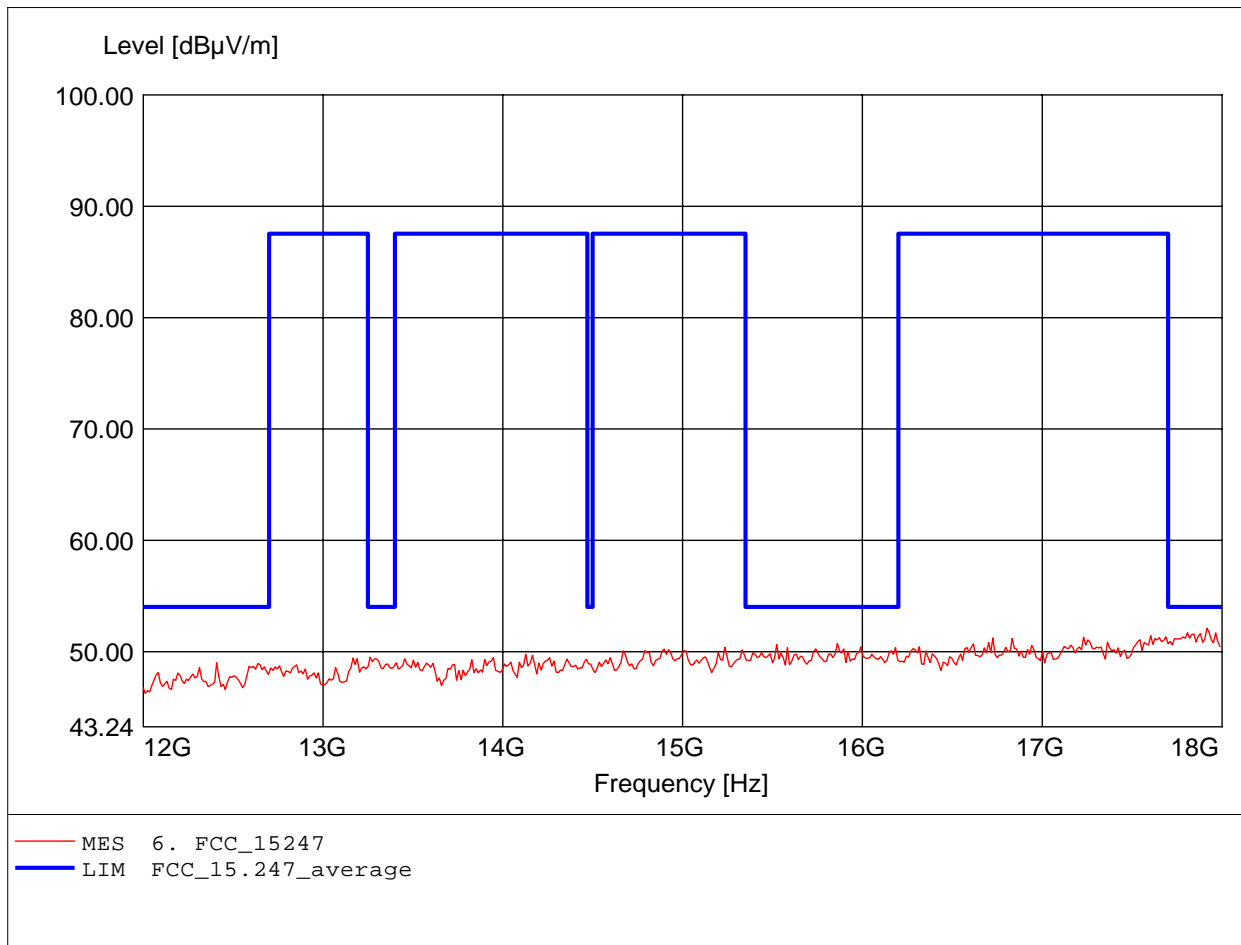
Order Number: W6M20703-7955 802.11n ch4 40M  
Test Site / Operator: ETS / Derek  
Temperature: Temp.: 23.9°C  
Comment 1: according to §15.247, peak detector  
Ant.: HL025, ampl.+HP.  
Freq: 17.711GHz, Emax: 51.98dBμV/m, RBW: 1MHz



# Spurious emissions Field Strength

FCC RULES PART 15, SUBPART C / LP 0002

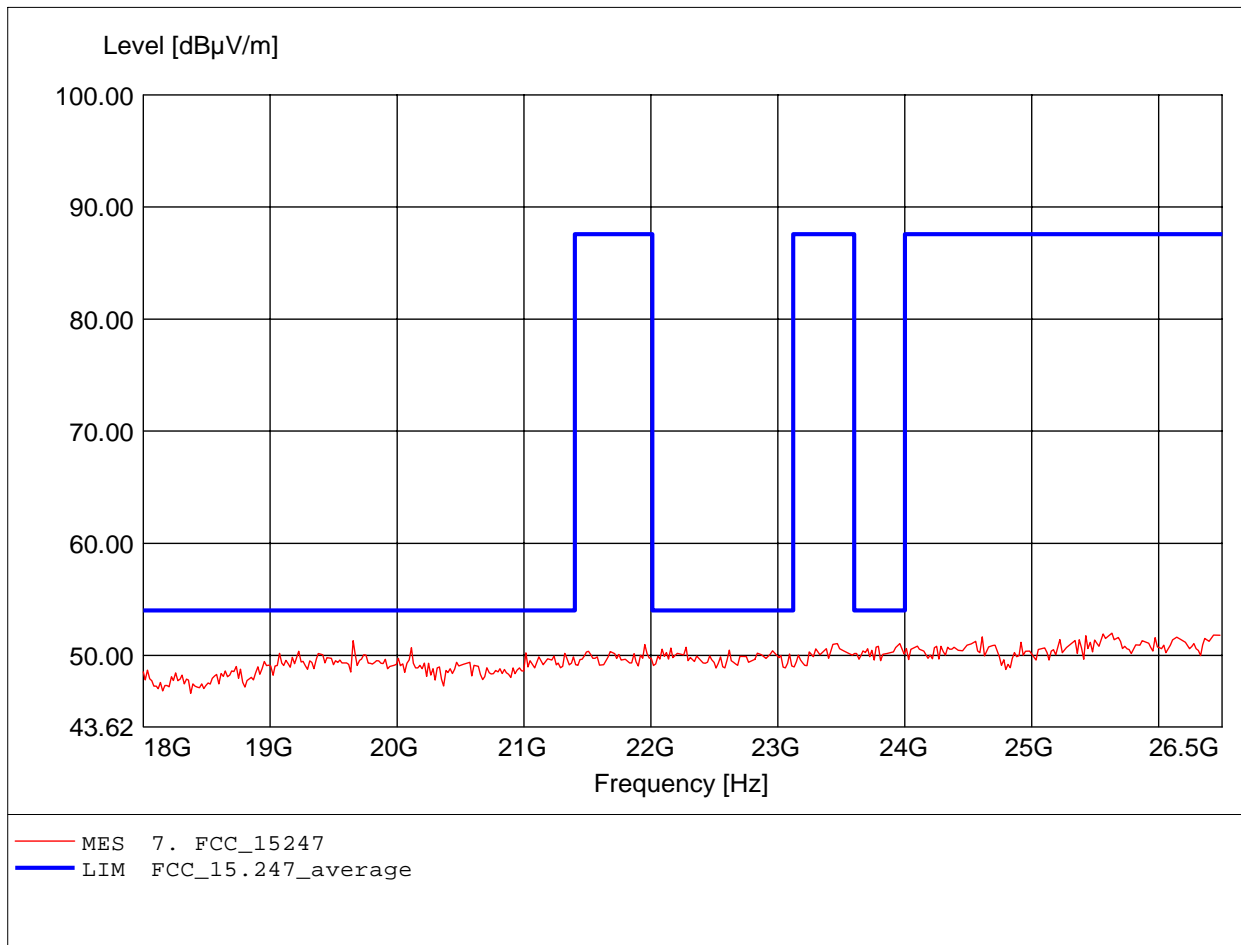
Order Number: W6M20703-7955 802.11n ch4 40M  
Test Site / Operator: ETS / Derek  
Temperature: Temp.: 23.9°C  
Comment 1: according to §15.247, peak detector  
Ant.: HL025, ampl.+HP.  
Freq: 17.916GHz, Emax: 52.11dBµV/m, RBW: 1MHz



# Spurious emissions Field Strength

FCC RULES PART 15, SUBPART C / LP 0002

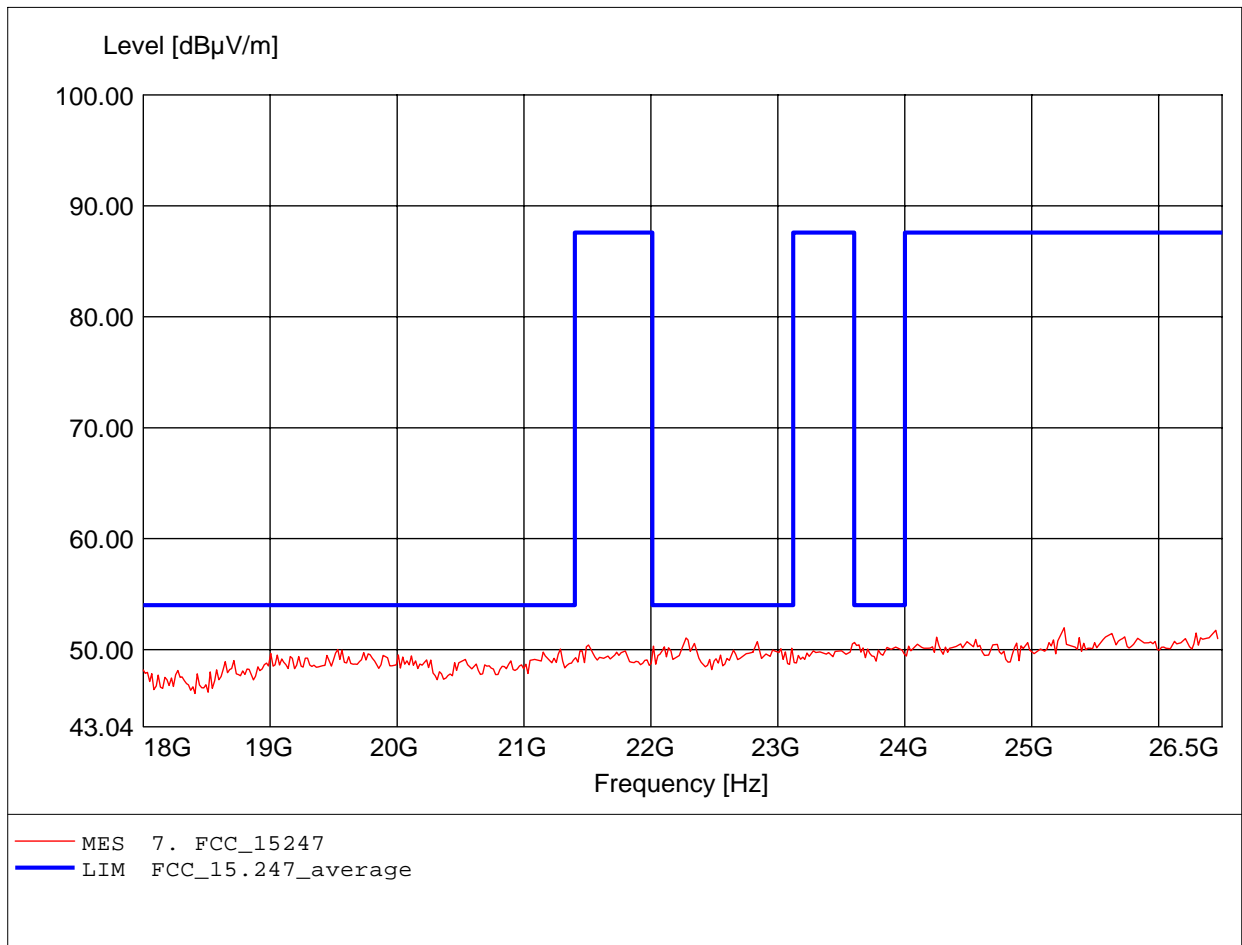
Order Number: W6M20703-7955 802.11n ch4 40M  
Test Site / Operator: ETS / Derek  
Temperature: Temp.: 23.9°C  
Comment 1: according to §15.247, peak detector  
Ant.: HL025, amplif.  
Freq: 25.631GHz, Emax: 51.99dBμV/m, RBW: 1MHz



# Spurious emissions Field Strength

FCC RULES PART 15, SUBPART C / LP 0002

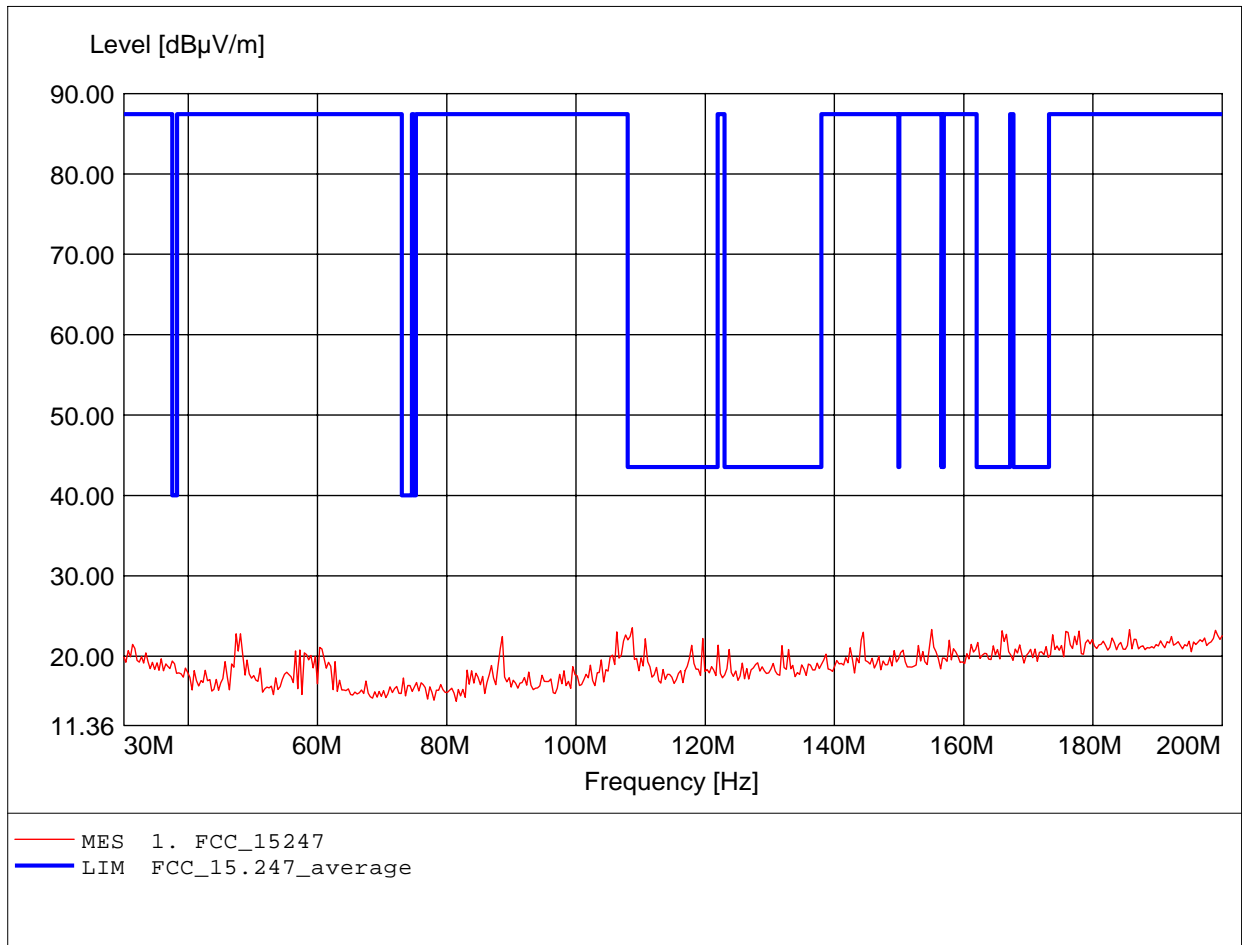
Order Number: W6M20703-7955 802.11n ch4 40M  
Test Site / Operator: ETS / Derek  
Temperature: Temp.: 23.9°C  
Comment 1: according to §15.247, peak detector  
Ant.: HL025, amplif.  
Freq: 25.257GHz, Emax: 51.97dBμV/m, RBW: 1MHz



# Spurious emissions Field Strength

FCC RULES PART 15, SUBPART C / LP 0002

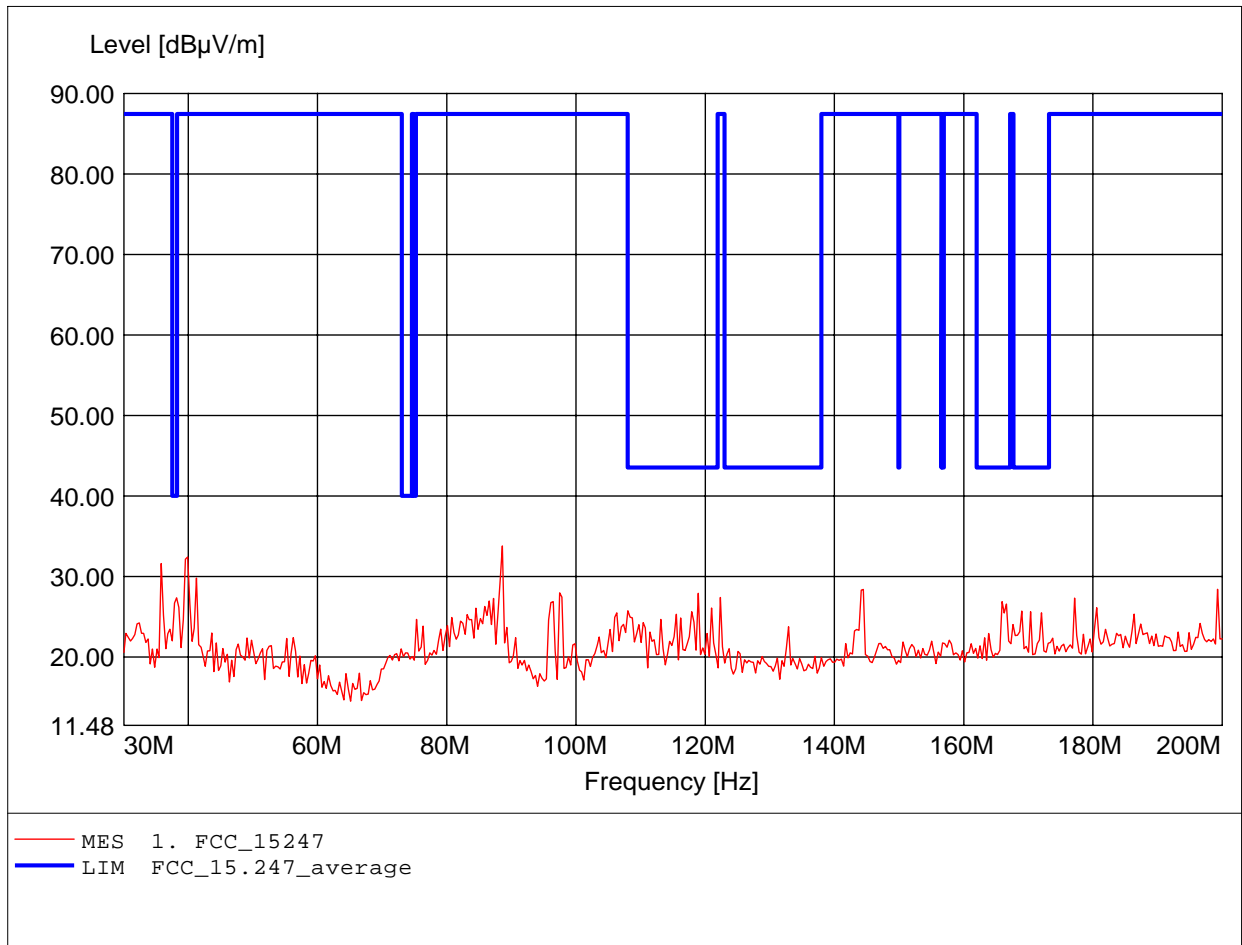
Order Number: W6M20703-7955 802.11n ch7 40M  
Test Site / Operator: ETS / Derek  
Temperature: Temp.: 23.9°C  
Comment 1: according to §15.247  
Ant.: HK 116  
Freq: 108.697MHz, Emax: 23.56dBμV/m, RBW: 100kHz



**Spurious emissions Field Strength**

**FCC RULES PART 15, SUBPART C / LP 0002**

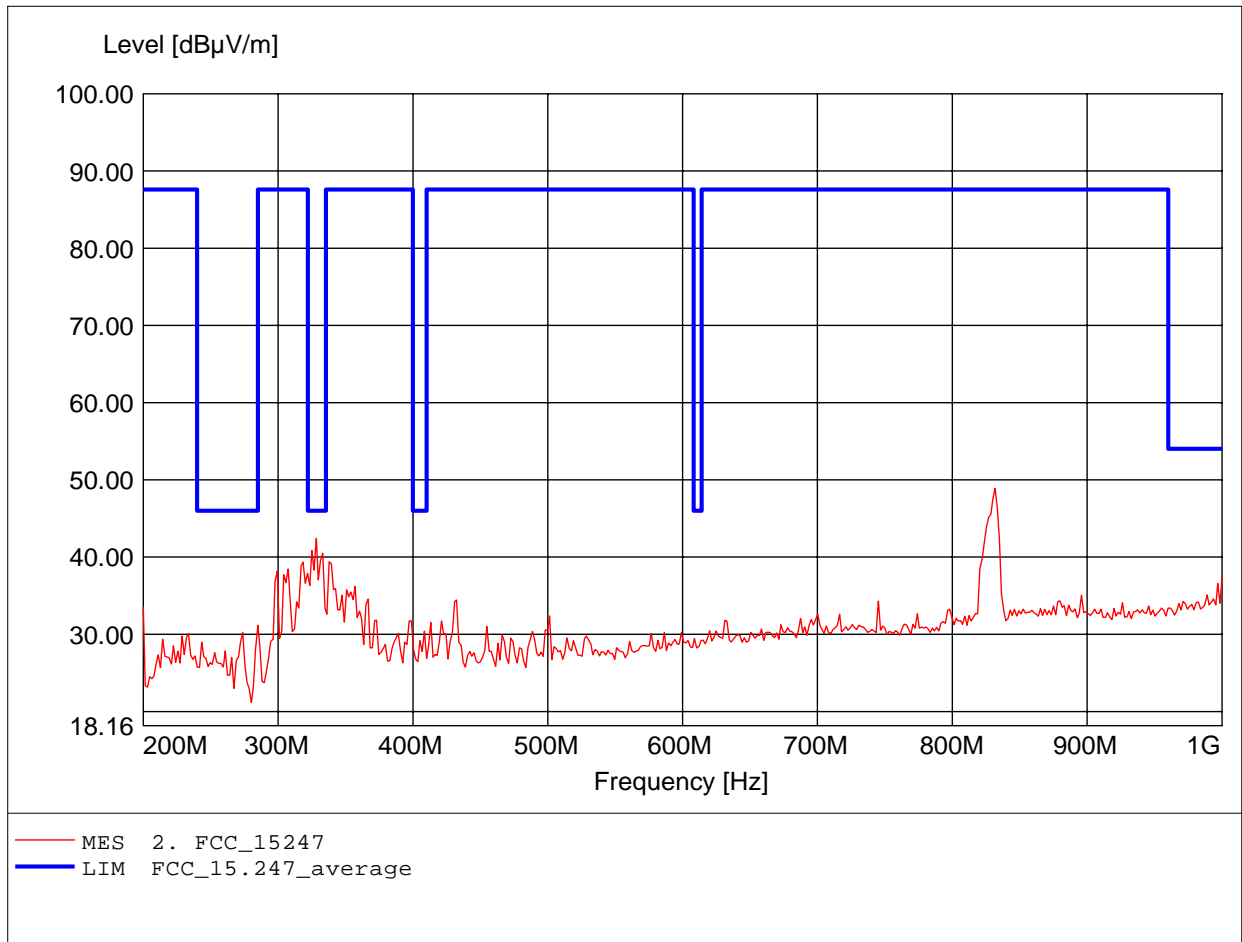
Order Number: W6M20703-7955 802.11n ch7 40M  
Test Site / Operator: ETS / Derek  
Temperature: Temp.: 23.9°C  
Comment 1: according to §15.247  
Ant.: HK 116  
Freq: 88.597MHz, Emax: 33.78dBμV/m, RBW: 100kHz



# Spurious emissions Field Strength

FCC RULES PART 15, SUBPART C / LP 0002

Order Number: W6M20703-7955 802.11n ch7 40M  
Test Site / Operator: ETS / Derek  
Temperature: Temp.: 23.9°C  
Comment 1: according to §15.247  
Ant.: HL 223,  
Freq: 831.663MHz, Emax: 48.89dBμV/m, RBW: 100kHz

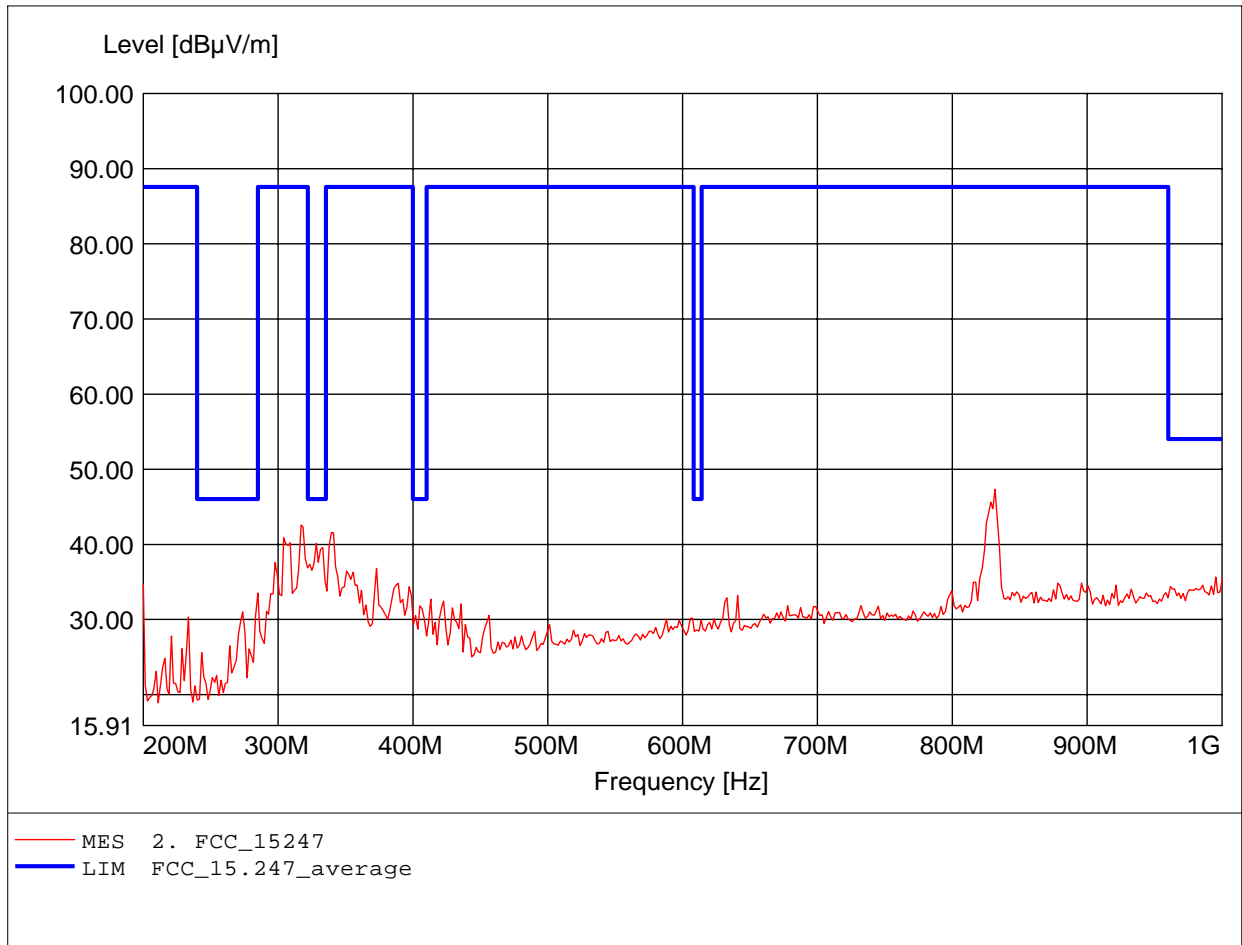




**Spurious emissions Field Strength**

**FCC RULES PART 15, SUBPART C / LP 0002**

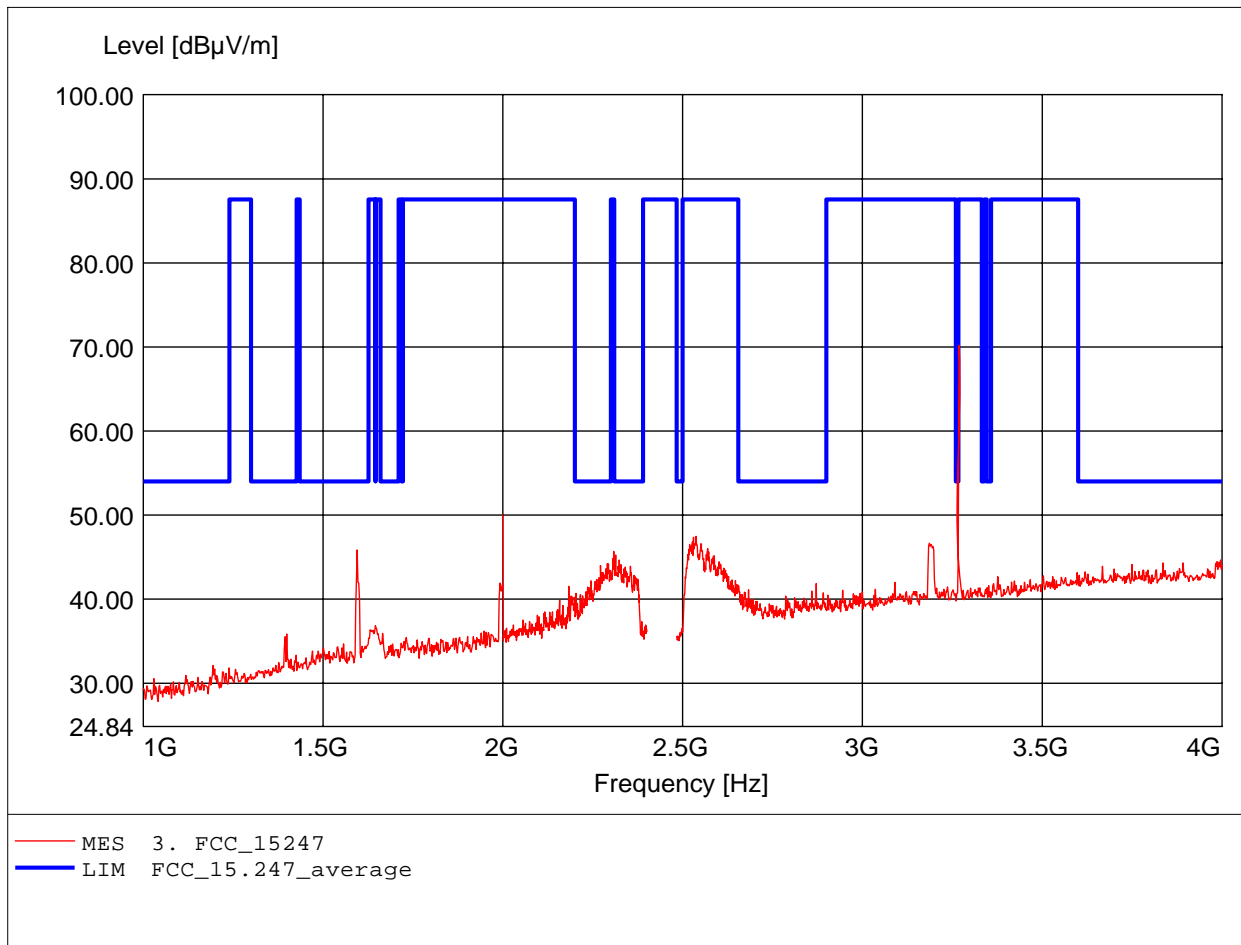
Order Number: W6M20703-7955 802.11n ch7 40M  
Test Site / Operator: ETS / Derek  
Temperature: Temp.: 23.9°C  
Comment 1: according to §15.247  
Ant.: HL 223,  
Freq: 831.663MHz, Emax: 47.30dBμV/m, RBW: 100kHz



# Spurious emissions Field Strength

FCC RULES PART 15, SUBPART C / LP 0002

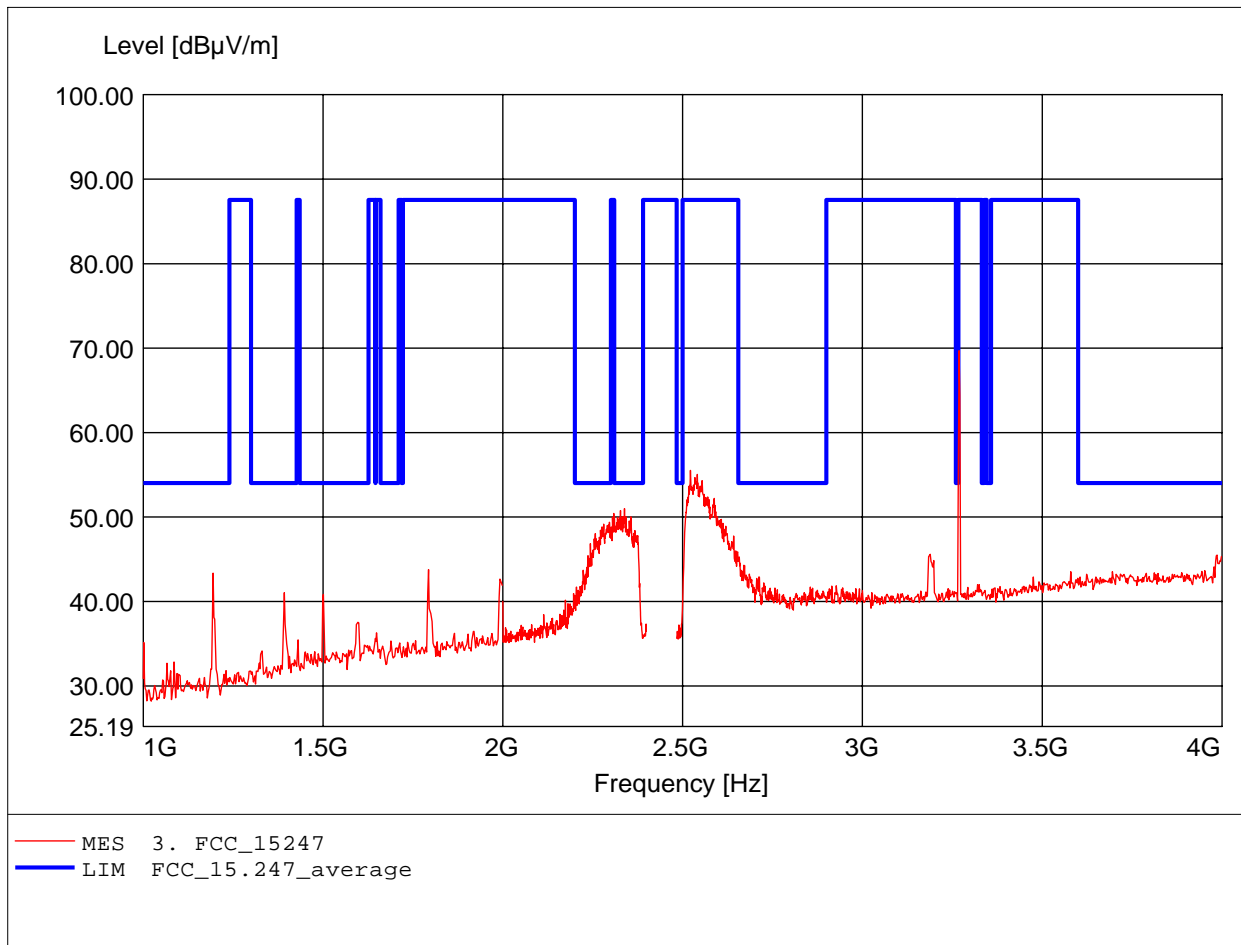
Order Number: W6M20703-7955 802.11n ch7 40M  
Test Site / Operator: ETS / Derek  
Temperature: Temp.: 23.9°C  
Comment 1: according to §15.247 / LP 0002, peak detector  
Ant.: HL025, amplif.  
Freq: 3.269GHz, Emax: 70.20dBµV/m, RBW: 1MHz



# Spurious emissions Field Strength

FCC RULES PART 15, SUBPART C / LP 0002

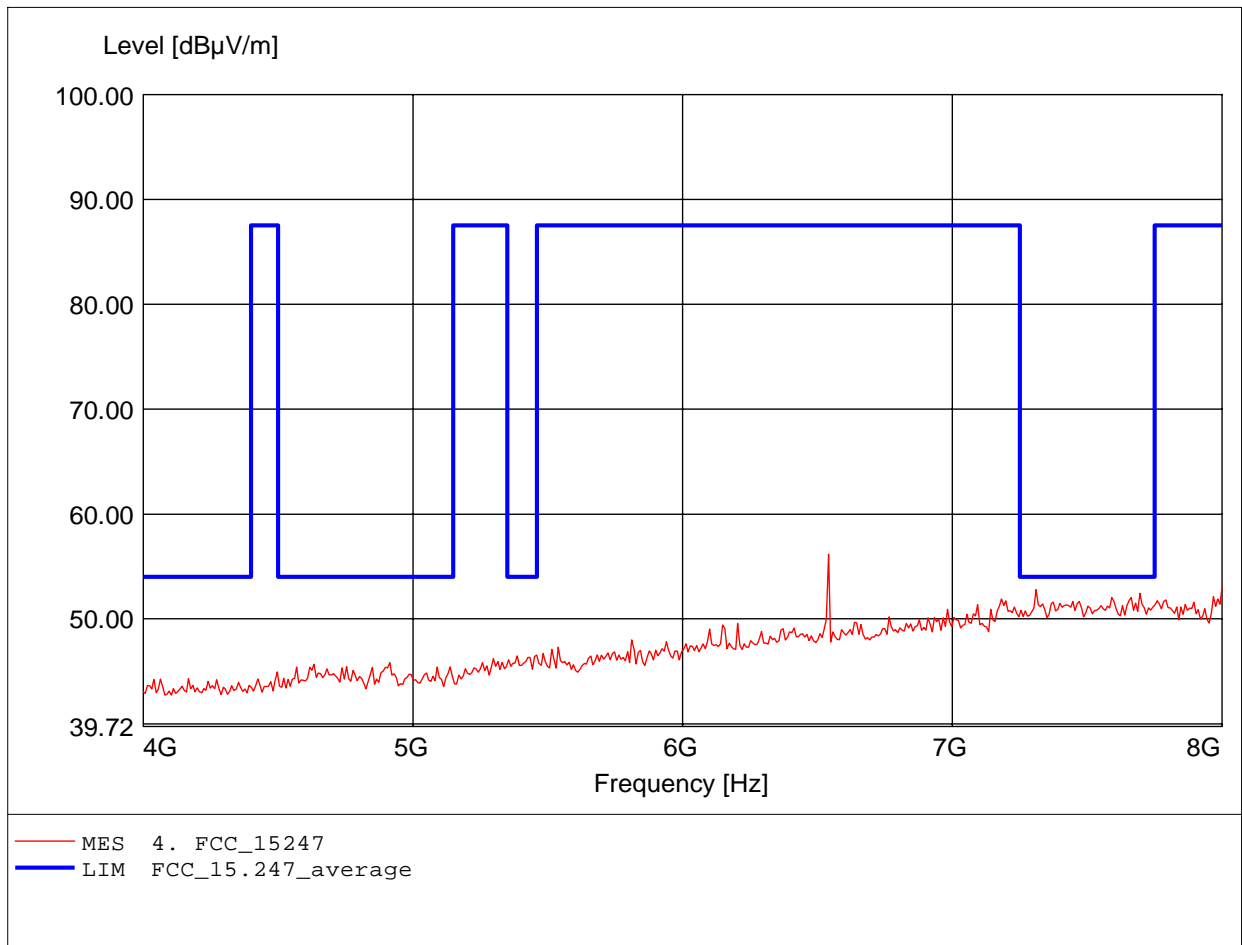
Order Number: W6M20703-7955 802.11n ch7 40M  
Test Site / Operator: ETS / Derek  
Temperature: Temp.: 23.9°C  
Comment 1: according to §15.247 / LP 0002, peak detector  
Ant.: HL025, amplif.  
Freq: 3.269GHz, Emax: 69.68dBμV/m, RBW: 1MHz



# Spurious emissions Field Strength

FCC RULES PART 15, SUBPART C / LP 0002

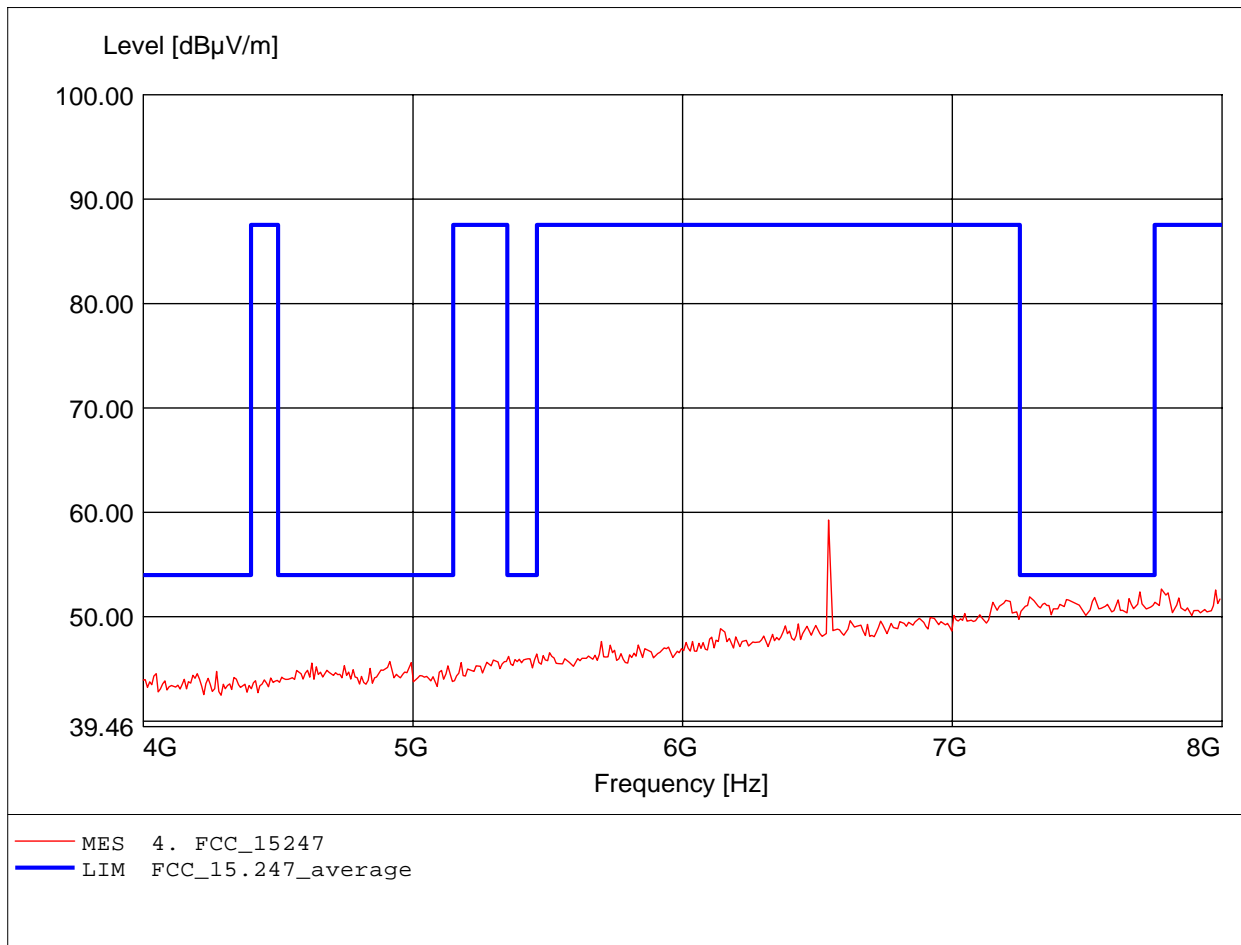
Order Number: W6M20703-7955 802.11n ch7 40M  
Test Site / Operator: ETS / Derek  
Temperature: Temp.: 23.9°C  
Comment 1: according to §15.247, peak detector  
Ant.: HL025, ampl.+HP.  
Freq: 6.541GHz, Emax: 56.19dBμV/m, RBW: 1MHz



# Spurious emissions Field Strength

FCC RULES PART 15, SUBPART C / LP 0002

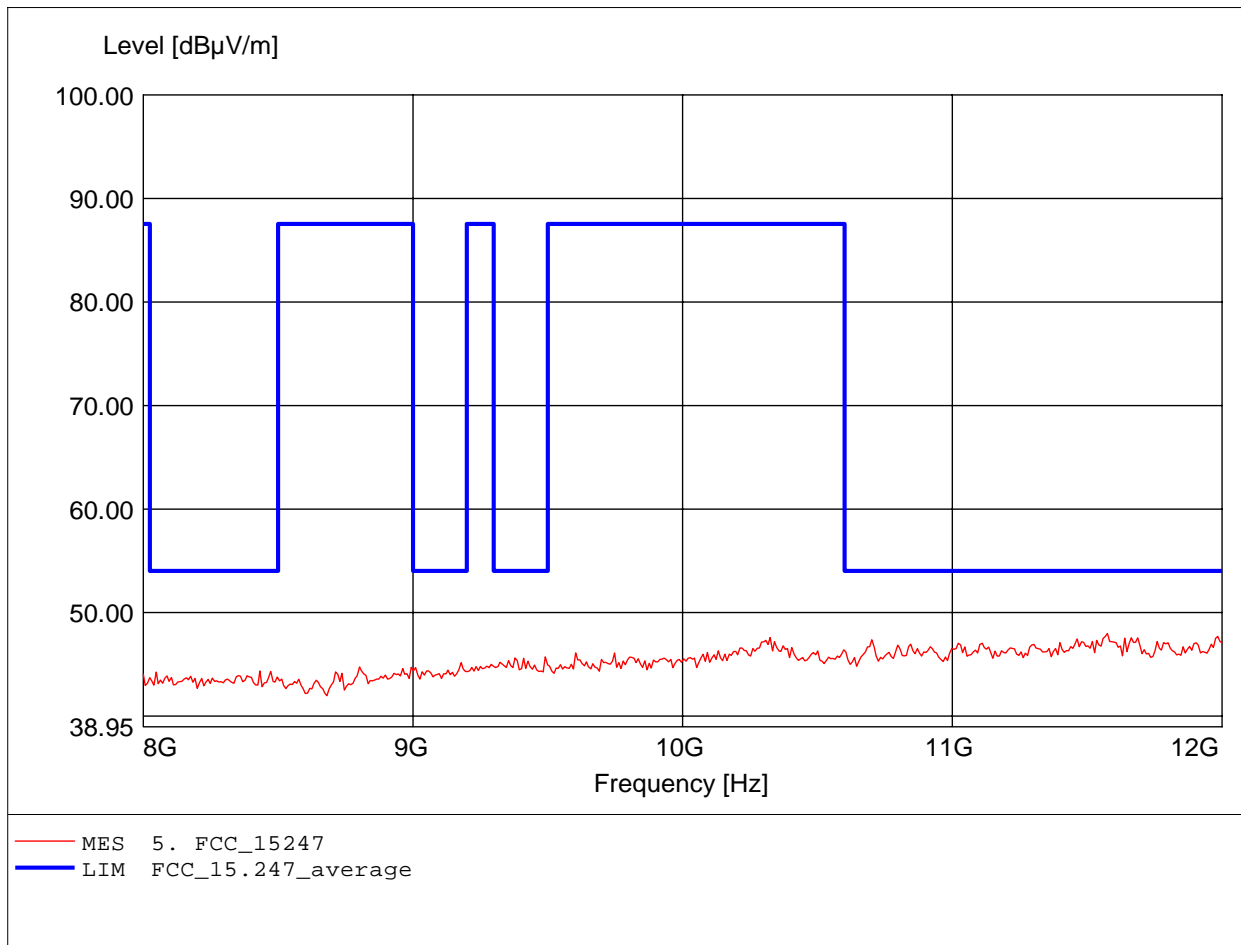
Order Number: W6M20703-7955 802.11n ch7 40M  
Test Site / Operator: ETS / Derek  
Temperature: Temp.: 23.9°C  
Comment 1: according to §15.247, peak detector  
Ant.: HL025, ampl.+HP.  
Freq: 6.541GHz, Emax: 59.26dBμV/m, RBW: 1MHz



# Spurious emissions Field Strength

FCC RULES PART 15, SUBPART C / LP 0002

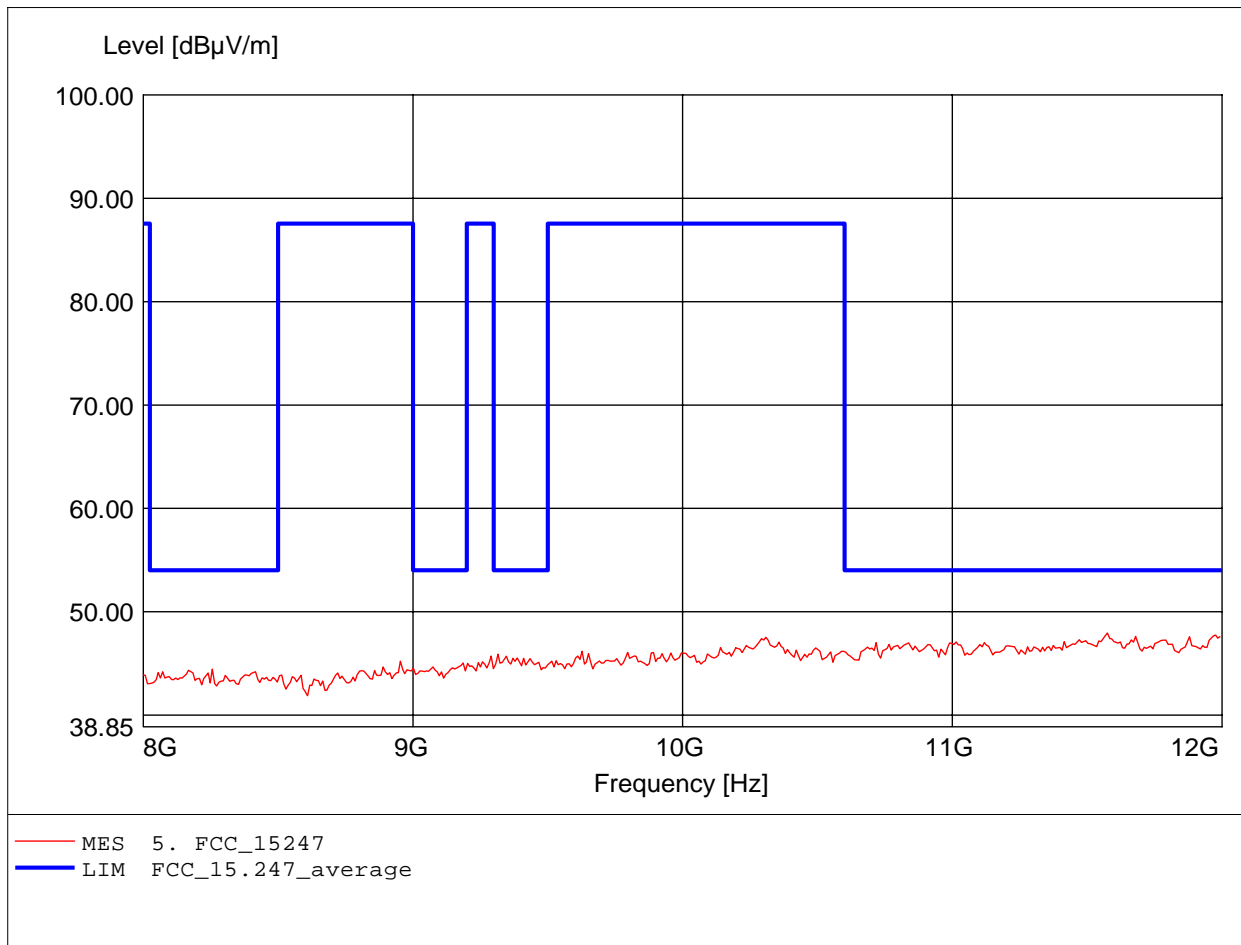
Order Number: W6M20703-7955 802.11n ch7 40M  
Test Site / Operator: ETS / Derek  
Temperature: Temp.: 23.9°C  
Comment 1: according to §15.247, peak detector  
Ant.: HL025, ampl.+HP.  
Freq: 11.575GHz, Emax: 47.99dBμV/m, RBW: 1MHz



# Spurious emissions Field Strength

FCC RULES PART 15, SUBPART C / LP 0002

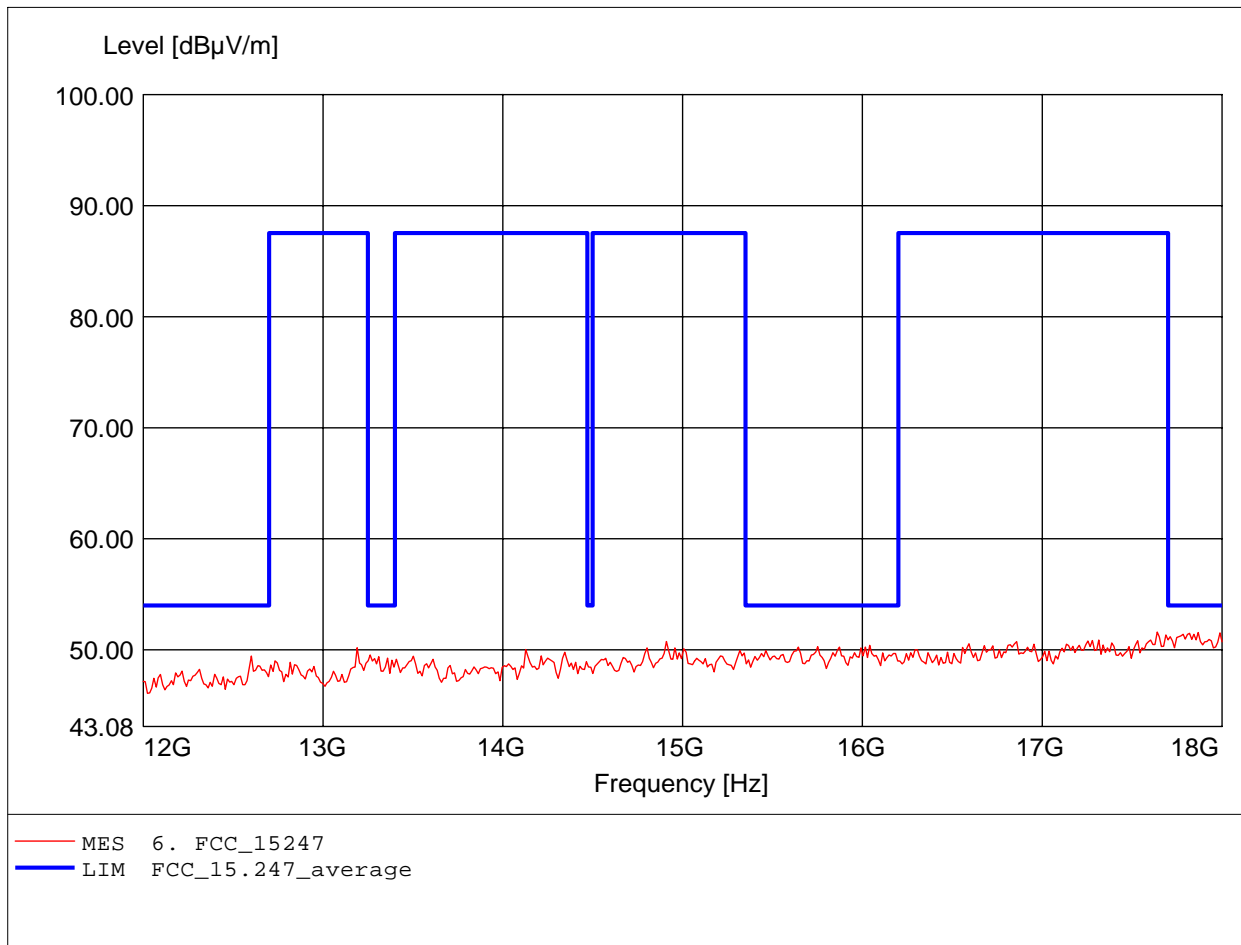
Order Number: W6M20703-7955 802.11n ch7 40M  
Test Site / Operator: ETS / Derek  
Temperature: Temp.: 23.9°C  
Comment 1: according to §15.247, peak detector  
Ant.: HL025, ampl.+HP.  
Freq: 11.575GHz, Emax: 47.93dBμV/m, RBW: 1MHz



# Spurious emissions Field Strength

FCC RULES PART 15, SUBPART C / LP 0002

Order Number: W6M20703-7955 802.11n ch7 40M  
Test Site / Operator: ETS / Derek  
Temperature: Temp.: 23.9°C  
Comment 1: according to §15.247, peak detector  
Ant.: HL025, ampl.+HP.  
Freq: 17.639GHz, Emax: 51.59dBμV/m, RBW: 1MHz

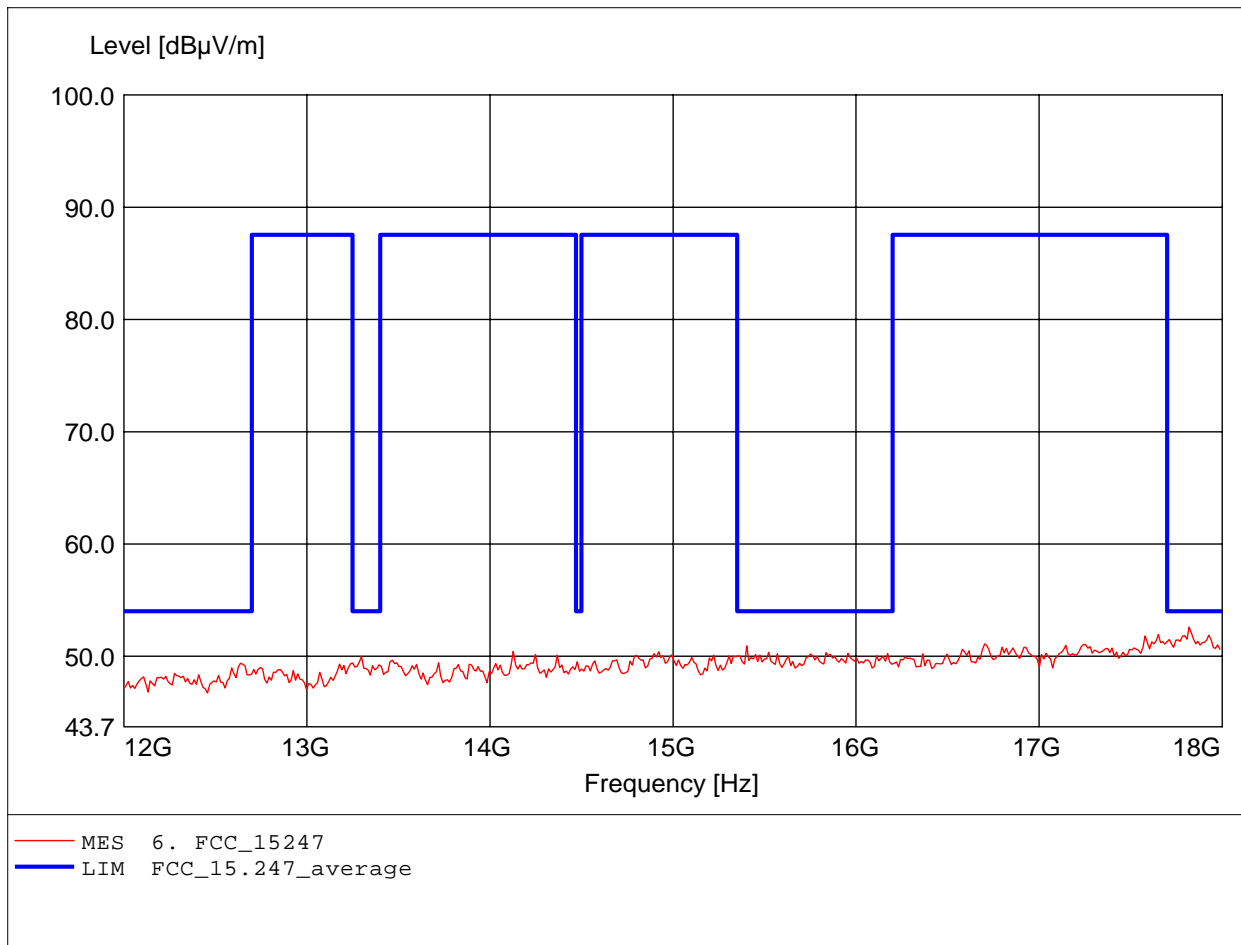




# Spurious emissions Field Strength

FCC RULES PART 15, SUBPART C / LP 0002

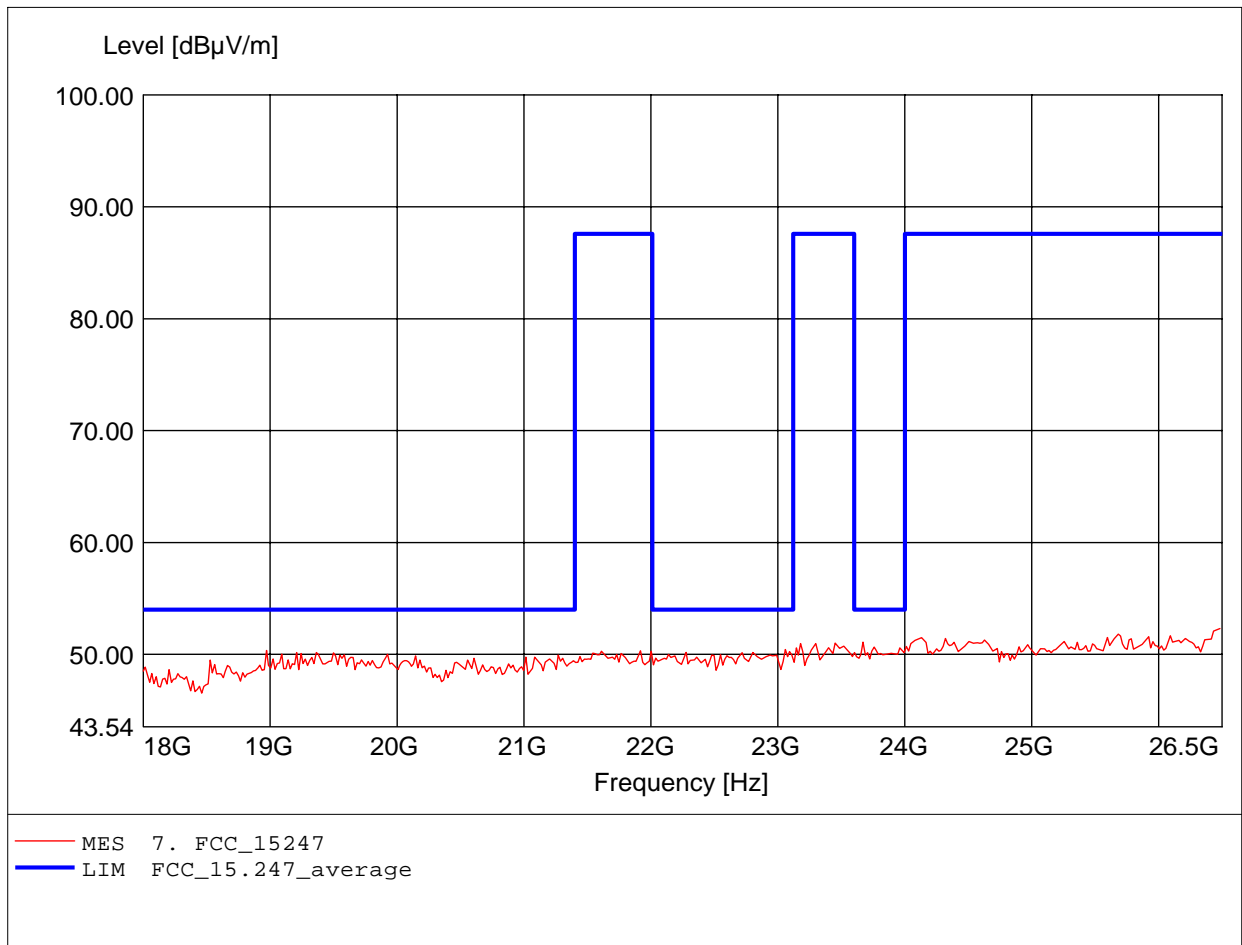
Order Number: W6M20703-7955 802.11n ch7 40M  
Test Site / Operator: ETS / Derek  
Temperature: Temp.: 23.9°C  
Comment 1: according to §15.247, peak detector  
Ant.: HL025, ampl.+HP.  
Freq: 17.820GHz, Emax: 52.60dBμV/m, RBW: 1MHz



# Spurious emissions Field Strength

FCC RULES PART 15, SUBPART C / LP 0002

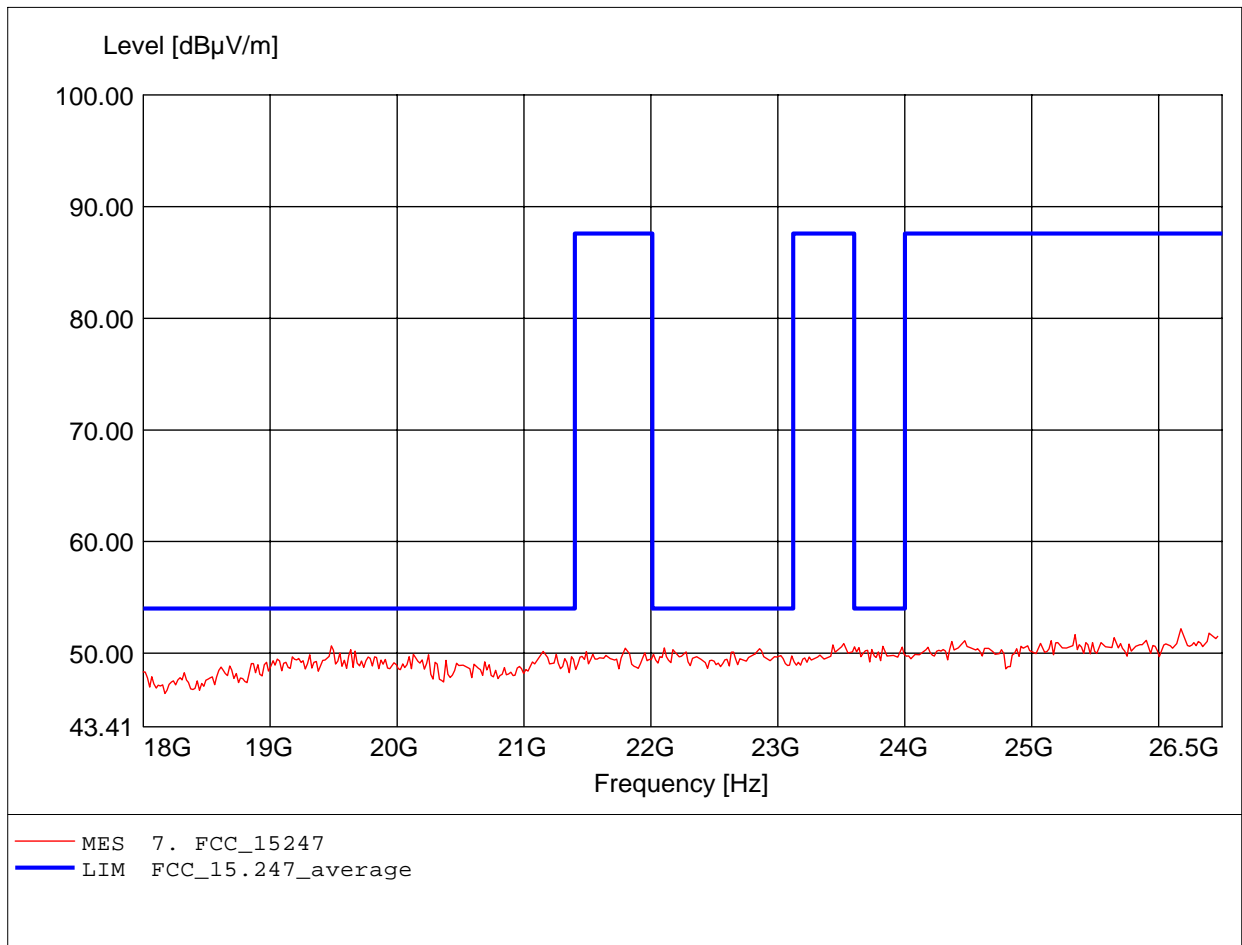
Order Number: W6M20703-7955 802.11n ch7 40M  
Test Site / Operator: ETS / Derek  
Temperature: Temp.: 23.9°C  
Comment 1: according to §15.247, peak detector  
Ant.: HL025, amplif.  
Freq: 26.483GHz, Emax: 52.32dBμV/m, RBW: 1MHz



**Spurious emissions Field Strength**

**FCC RULES PART 15, SUBPART C / LP 0002**

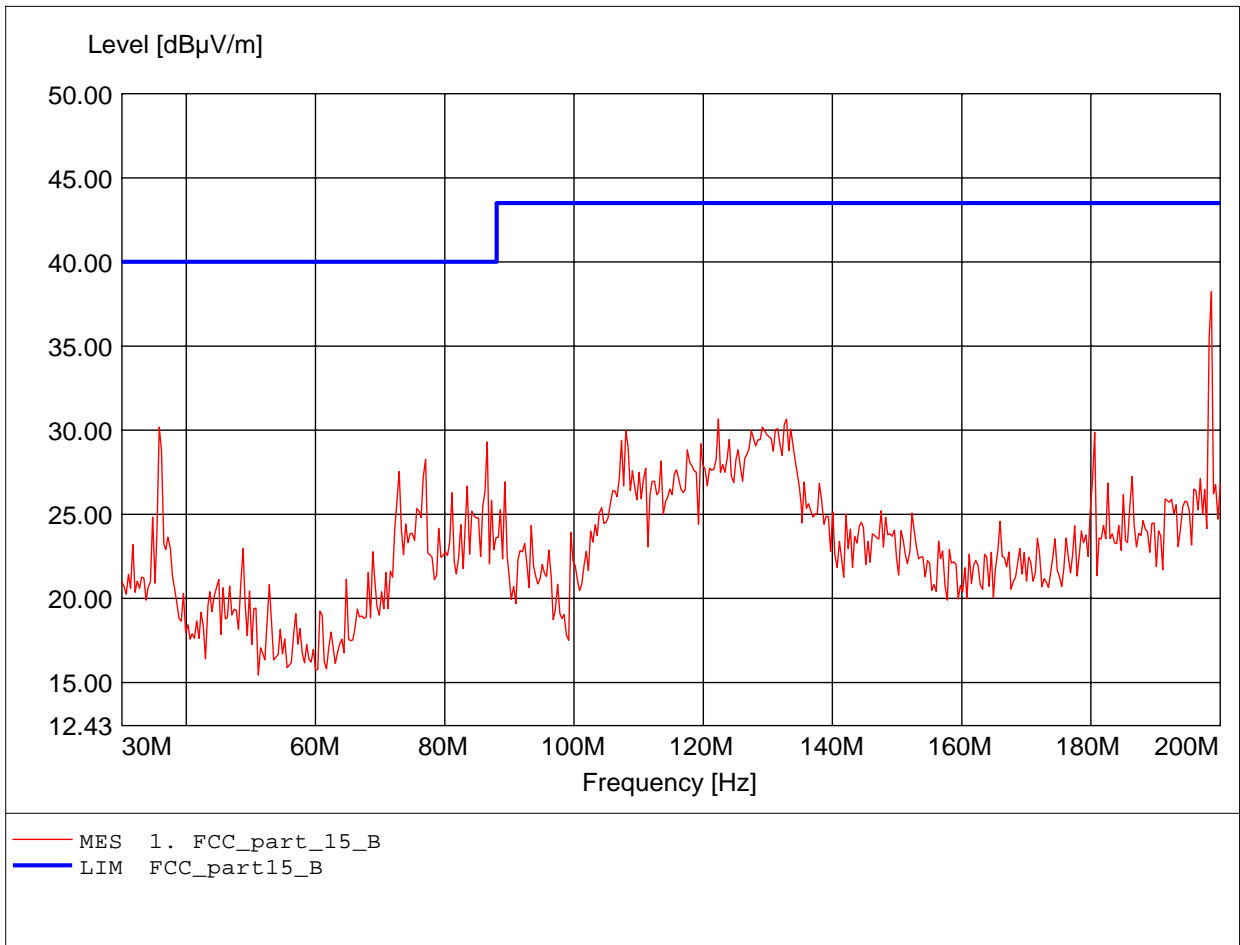
Order Number: W6M20703-7955 802.11n ch7 40M  
Test Site / Operator: ETS / Derek  
Temperature: Temp.: 23.9°C  
Comment 1: according to §15.247, peak detector  
Ant.: HL025, amplif.  
Freq: 26.176GHz, Emax: 52.20dBµV/m, RBW: 1MHz



**Field Strength under normal conditions**

**FCC RULES PART 15, SUBPART B / LP 0002**

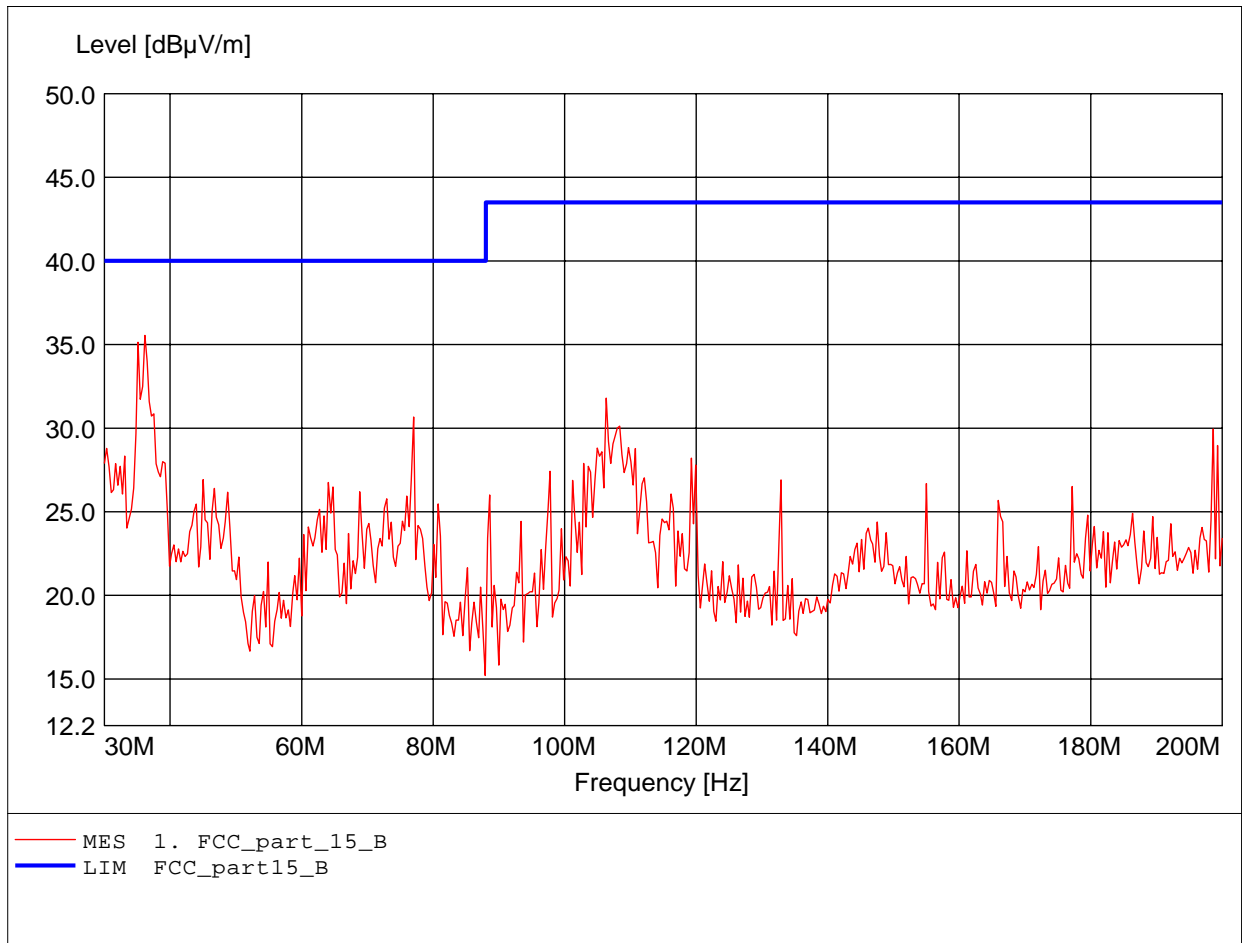
Order Number: W6M20703-7955 802.11b ch1  
Test Site / Operator: ETS / Derek  
Temperature: Temp.: 23.9°C  
Comment 1: according to subpart B / LP 0002  
Ant.: HK 116  
Freq:198.637MHz Emax:38.24dBµV/m RBW: 100 kHz



**Field Strength under normal conditions**

**FCC RULES PART 15, SUBPART B / LP 0002**

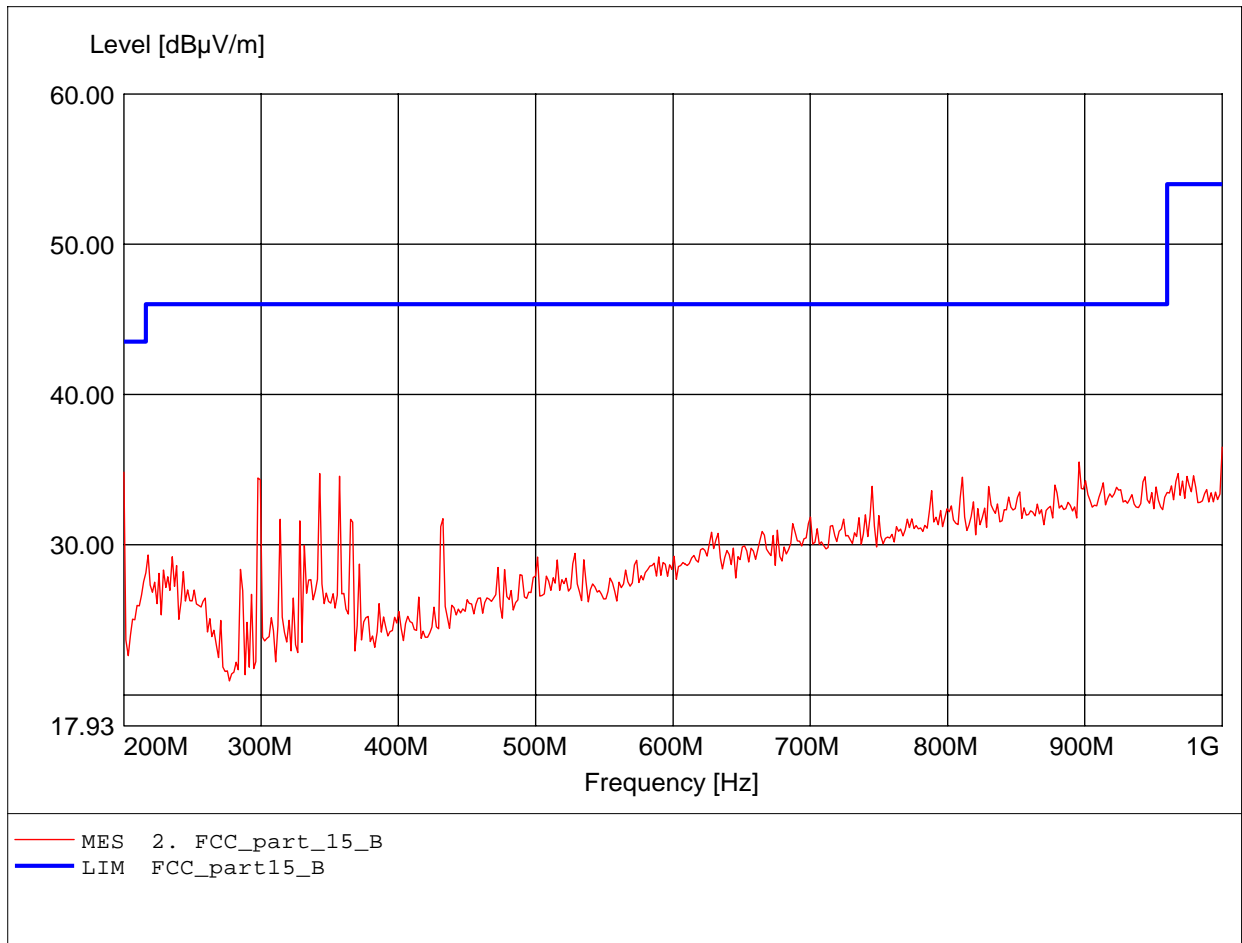
Order Number: W6M20703-7955 802.11b ch1  
Test Site / Operator: ETS / Derek  
Temperature: Temp.: 23.9°C  
Comment 1: according to subpart B / LP 0002  
Ant.: HK 116  
Freq:36.132MHz Emax:35.54dBµV/m RBW: 100 kHz



**Field Strength under normal conditions**

**FCC RULES PART 15, SUBPART B / LP 0002**

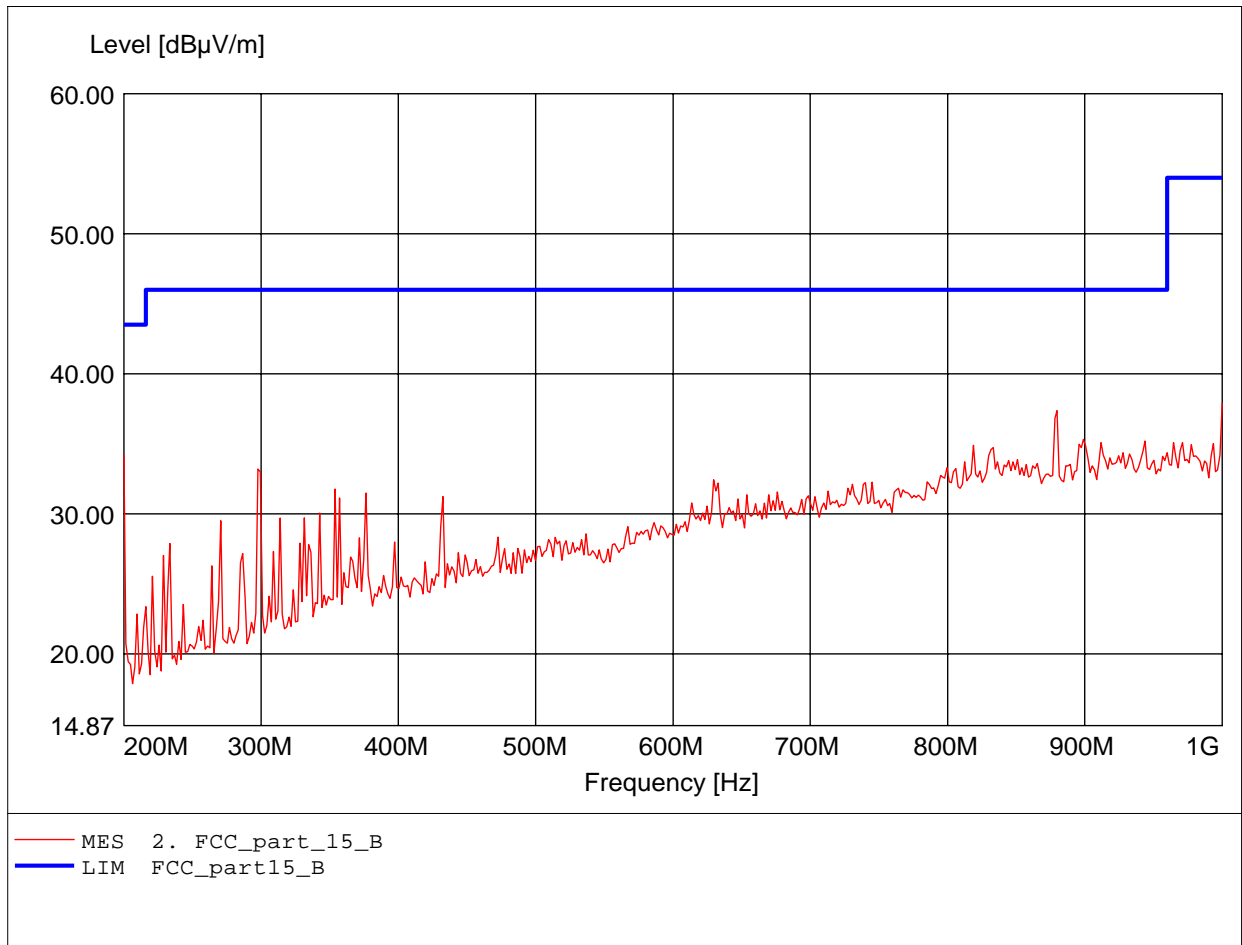
Order Number: W6M20703-7955 802.11b ch1  
Test Site / Operator: ETS / Derek  
Temperature: Temp.: 23.9°C  
Comment 1: according to subpart B / LP 0002  
Ant.: HL 223, ampl.  
Freq:1.000GHz Emax:36.51dBμV/m RBW: 100 kHz



**Field Strength under normal conditions**

**FCC RULES PART 15, SUBPART B / LP 0002**

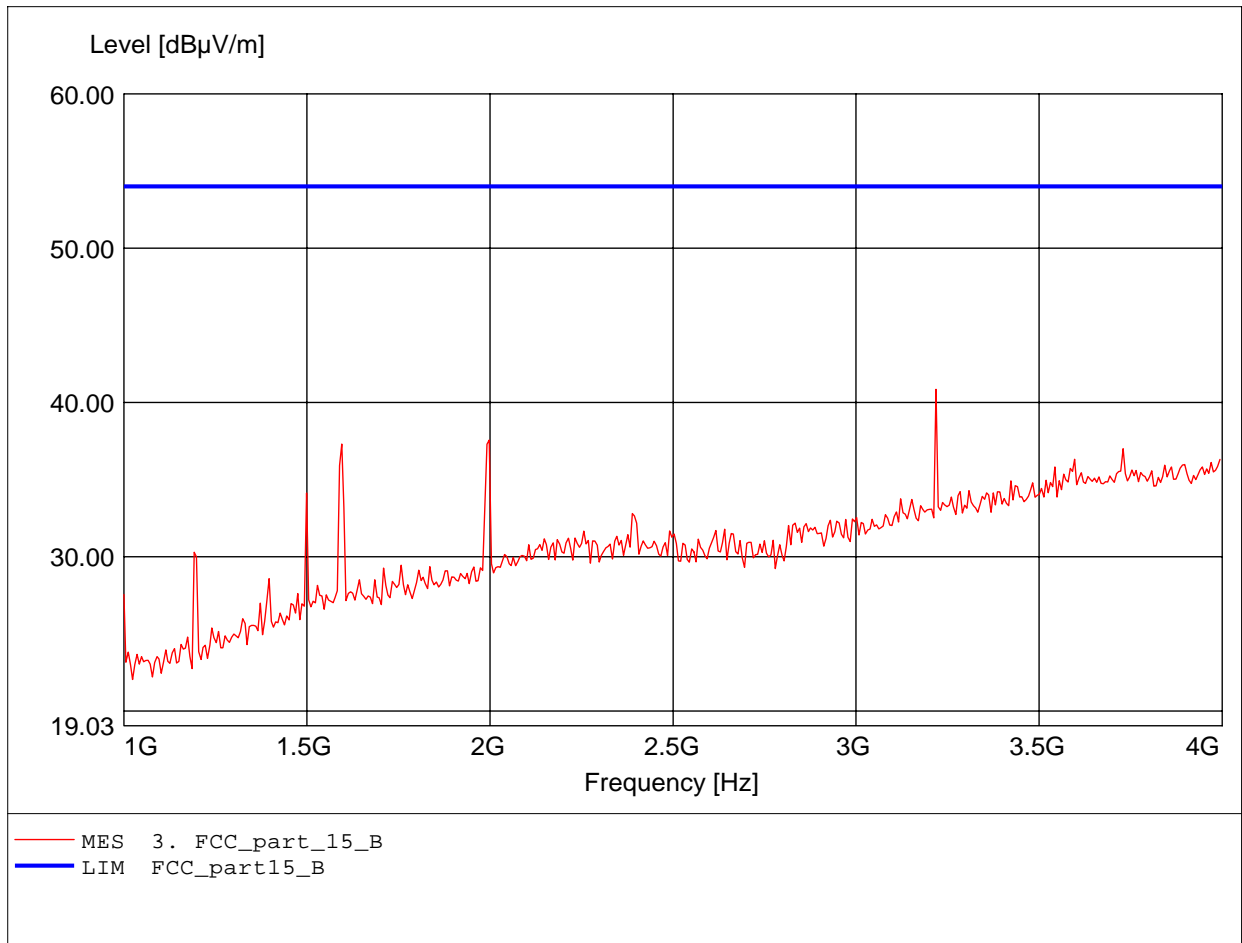
Order Number: W6M20703-7955 802.11b ch1  
Test Site / Operator: ETS / Derek  
Temperature: Temp.: 23.9°C  
Comment 1: according to subpart B / LP 0002  
Ant.: HL 223, ampl.  
Freq:1.000GHz Emax:37.87dBμV/m RBW: 100 kHz



**Field Strength under normal conditions**

**FCC RULES PART 15, SUBPART B / LP 0002**

Order Number: W6M20703-7955 802.11b ch1  
Test Site / Operator: ETS / Derek  
Temperature: Temp.: 23.9°C  
Comment 1: according to subpart B / LP 0002  
Ant.: HL25, ampl.  
Freq:3.218GHz Emax:40.85dBμV/m RBW: 1 MHz

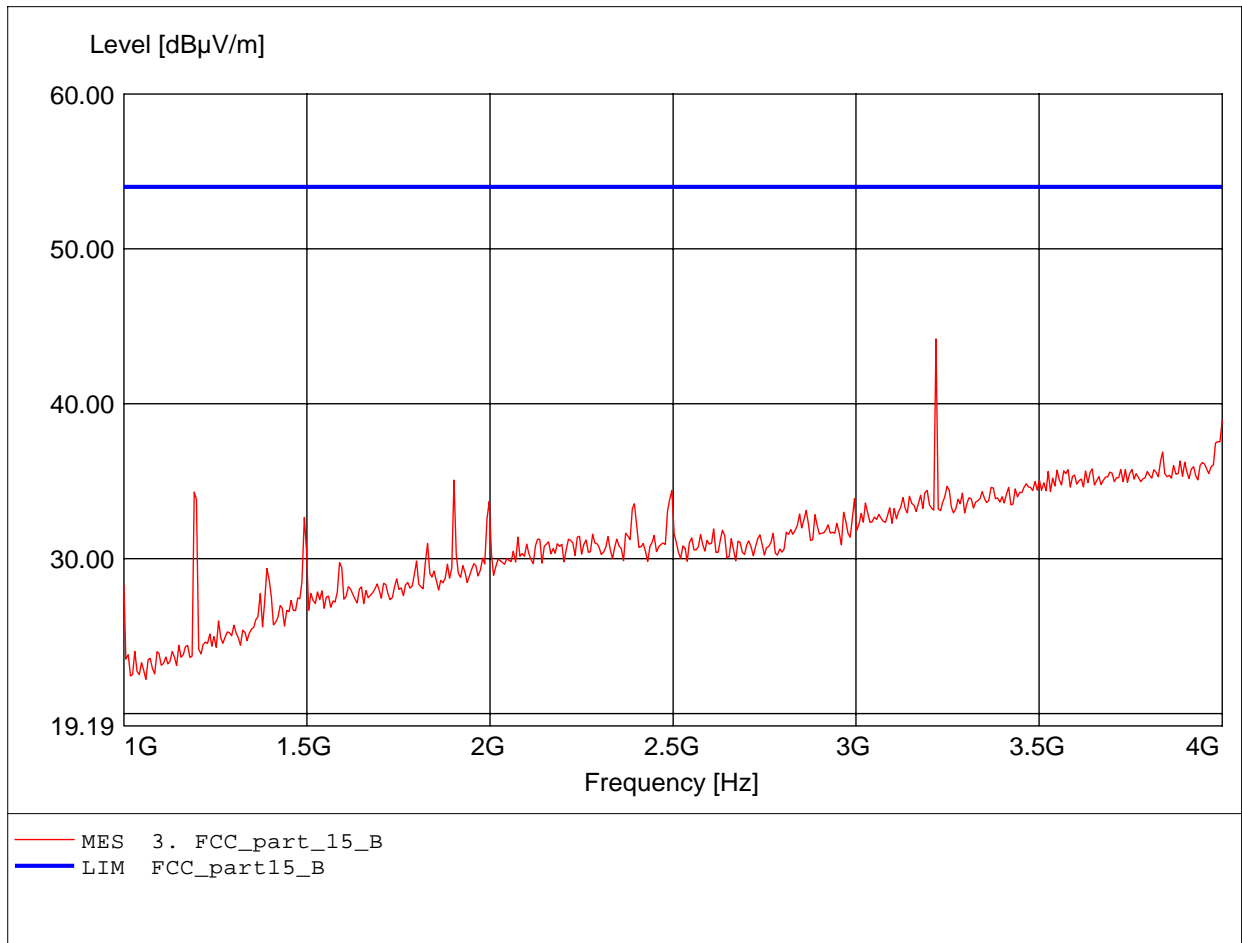




**Field Strength under normal conditions**

**FCC RULES PART 15, SUBPART B / LP 0002**

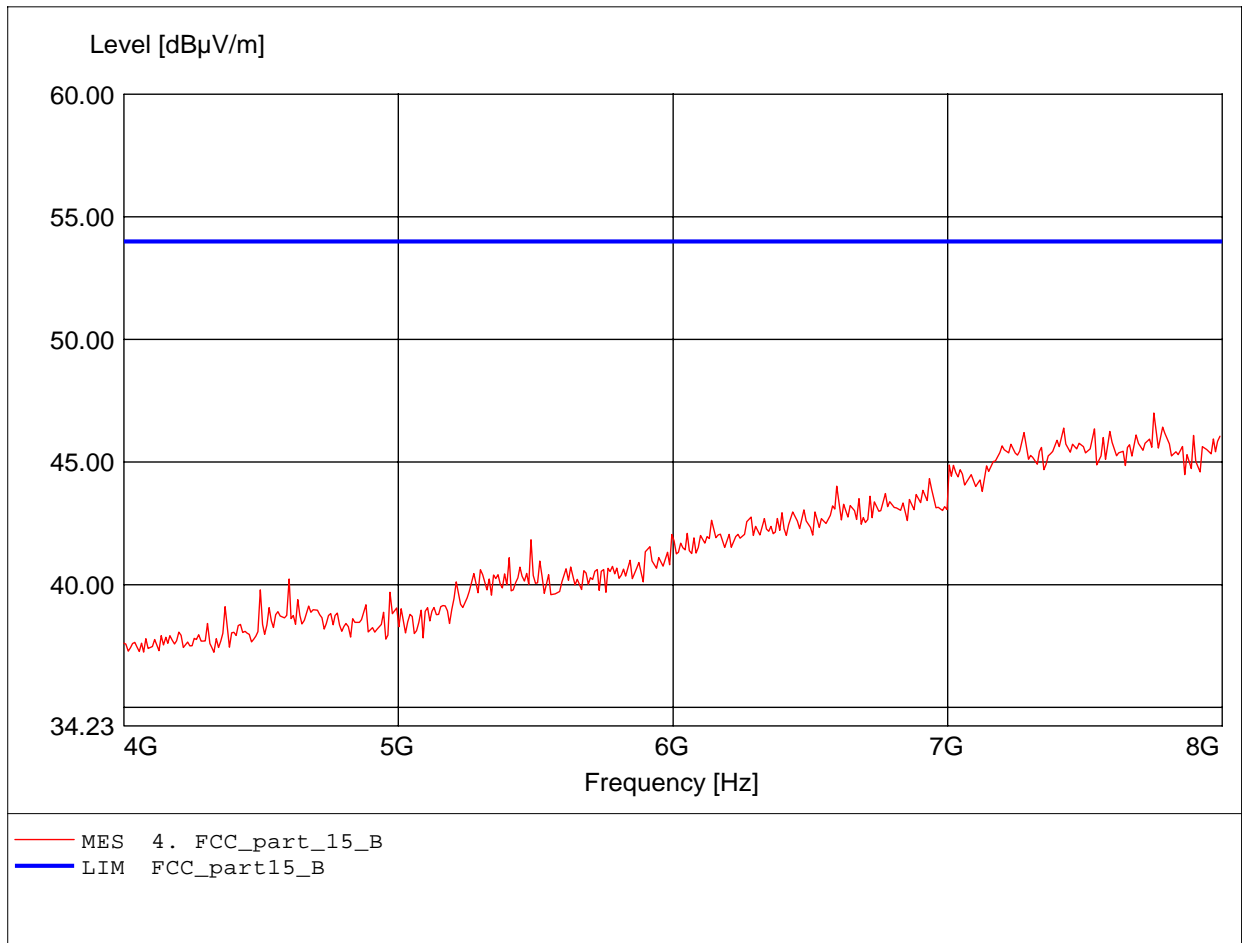
Order Number: W6M20703-7955 802.11b ch1  
Test Site / Operator: ETS / Derek  
Temperature: Temp.: 23.9°C  
Comment 1: according to subpart B / LP 0002  
Ant.: HL25, ampl.  
Freq:3.218GHz Emax:44.18dBμV/m RBW: 1 MHz



**Field Strength under normal conditions**

**FCC RULES PART 15, SUBPART B / LP 0002**

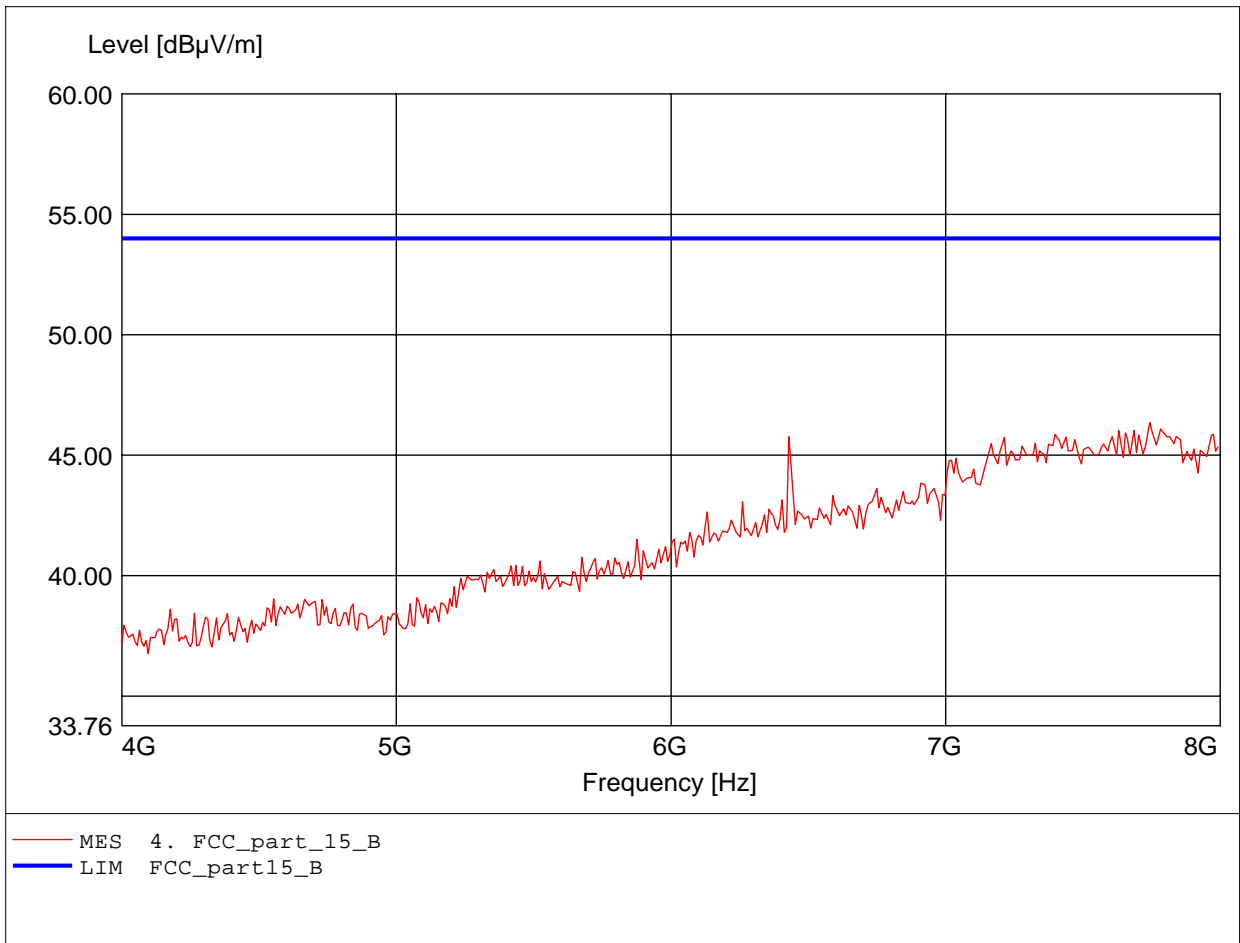
Order Number: W6M20703-7955 802.11b ch1  
Test Site / Operator: ETS / Derek  
Temperature: Temp.: 23.9°C  
Comment 1: according to subpart B / LP 0002  
Ant.: HL25, ampl.  
Freq:7.752GHz Emax:47.00dBμV/m RBW: 1 MHz



**Field Strength under normal conditions**

**FCC RULES PART 15, SUBPART B / LP 0002**

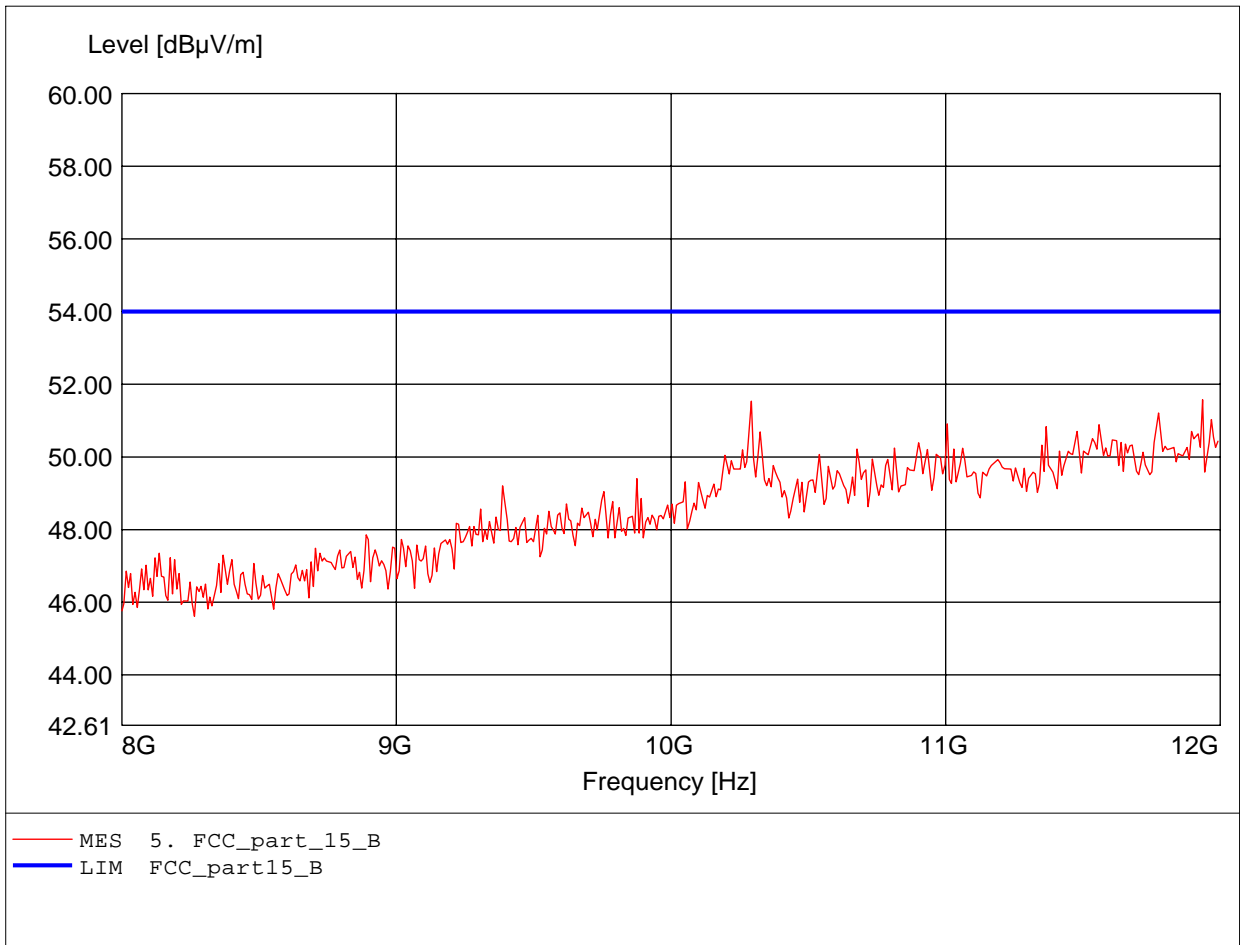
Order Number: W6M20703-7955 802.11b ch1  
Test Site / Operator: ETS / Derek  
Temperature: Temp.: 23.9°C  
Comment 1: according to subpart B / LP 0002  
Ant.: HL25, ampl.  
Freq:7.743GHz Emax:46.36dBμV/m RBW: 1 MHz



**Field Strength under normal conditions**

**FCC RULES PART 15, SUBPART B / LP 0002**

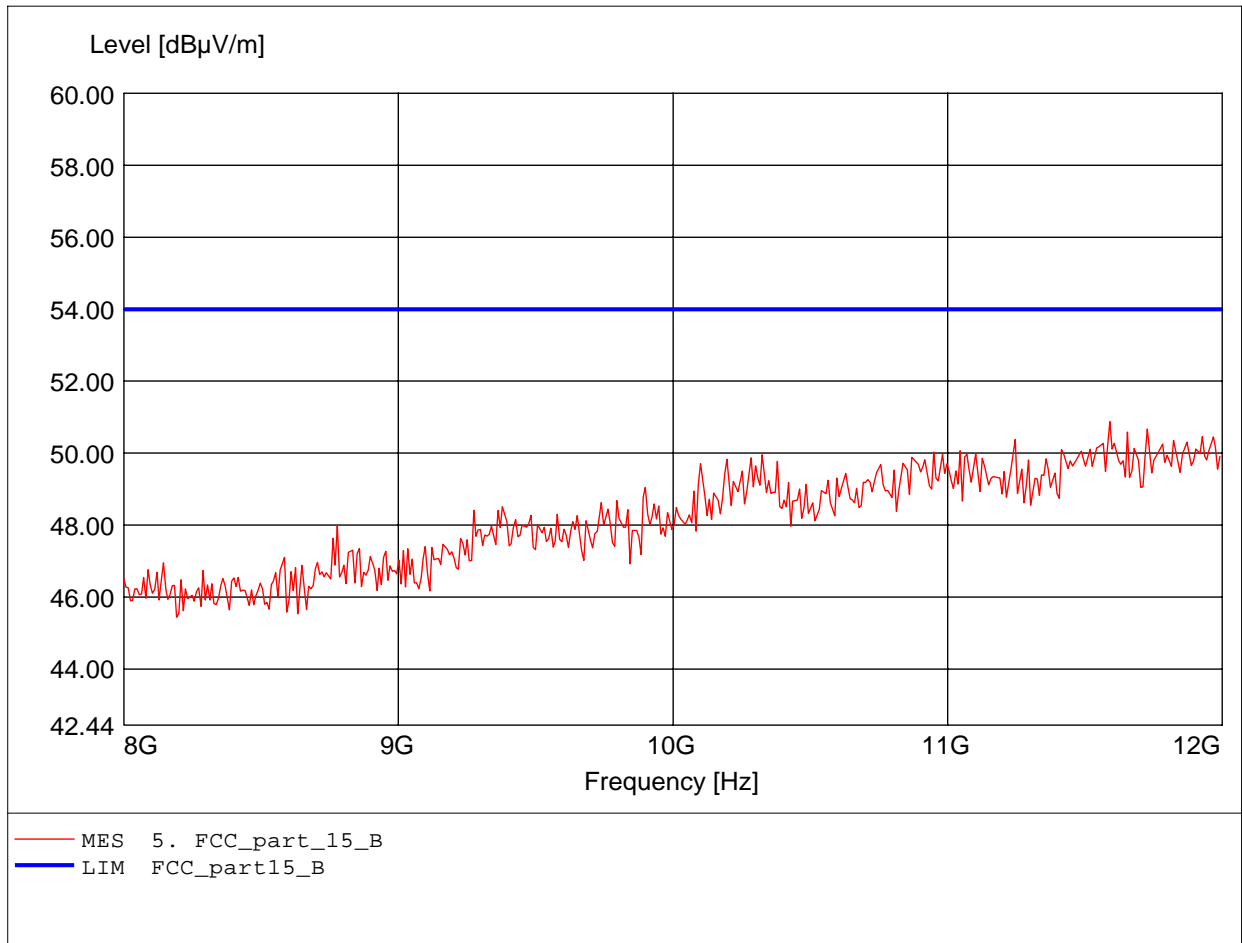
Order Number: W6M20703-7955 802.11b ch1  
Test Site / Operator: ETS / Derek  
Temperature: Temp.: 23.9°C  
Comment 1: according to subpart B / LP 0002  
Ant.: HL25, ampl.  
Freq:11.936GHz Emax:51.57dBμV/m RBW: 1 MHz



**Field Strength under normal conditions**

**FCC RULES PART 15, SUBPART B / LP 0002**

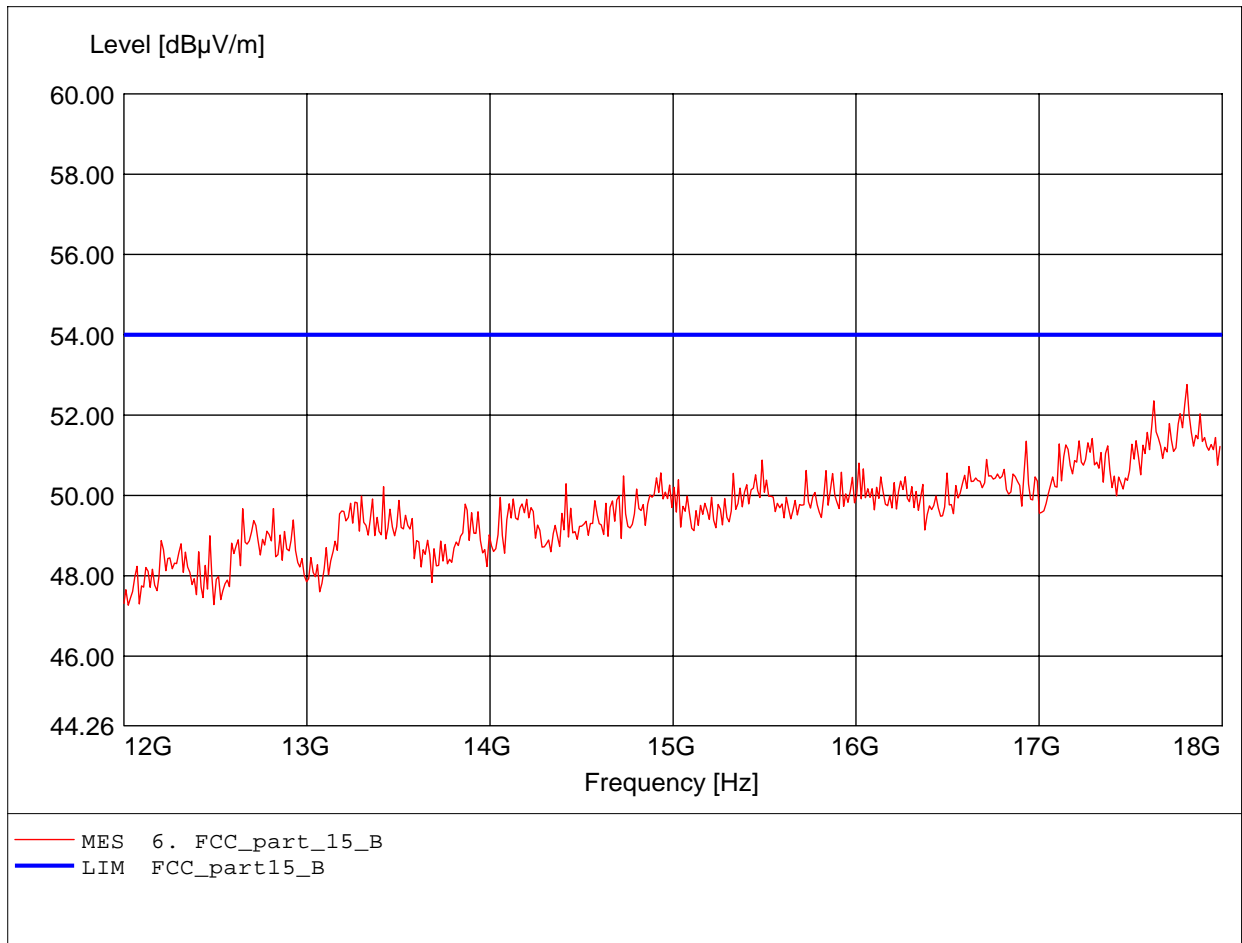
Order Number: W6M20703-7955 802.11b ch1  
Test Site / Operator: ETS / Derek  
Temperature: Temp.: 23.9°C  
Comment 1: according to subpart B / LP 0002  
Ant.: HL25, ampl.  
Freq:11.591GHz Emax:50.87dBμV/m RBW: 1 MHz



**Field Strength under normal conditions**

**FCC RULES PART 15, SUBPART B / LP 0002**

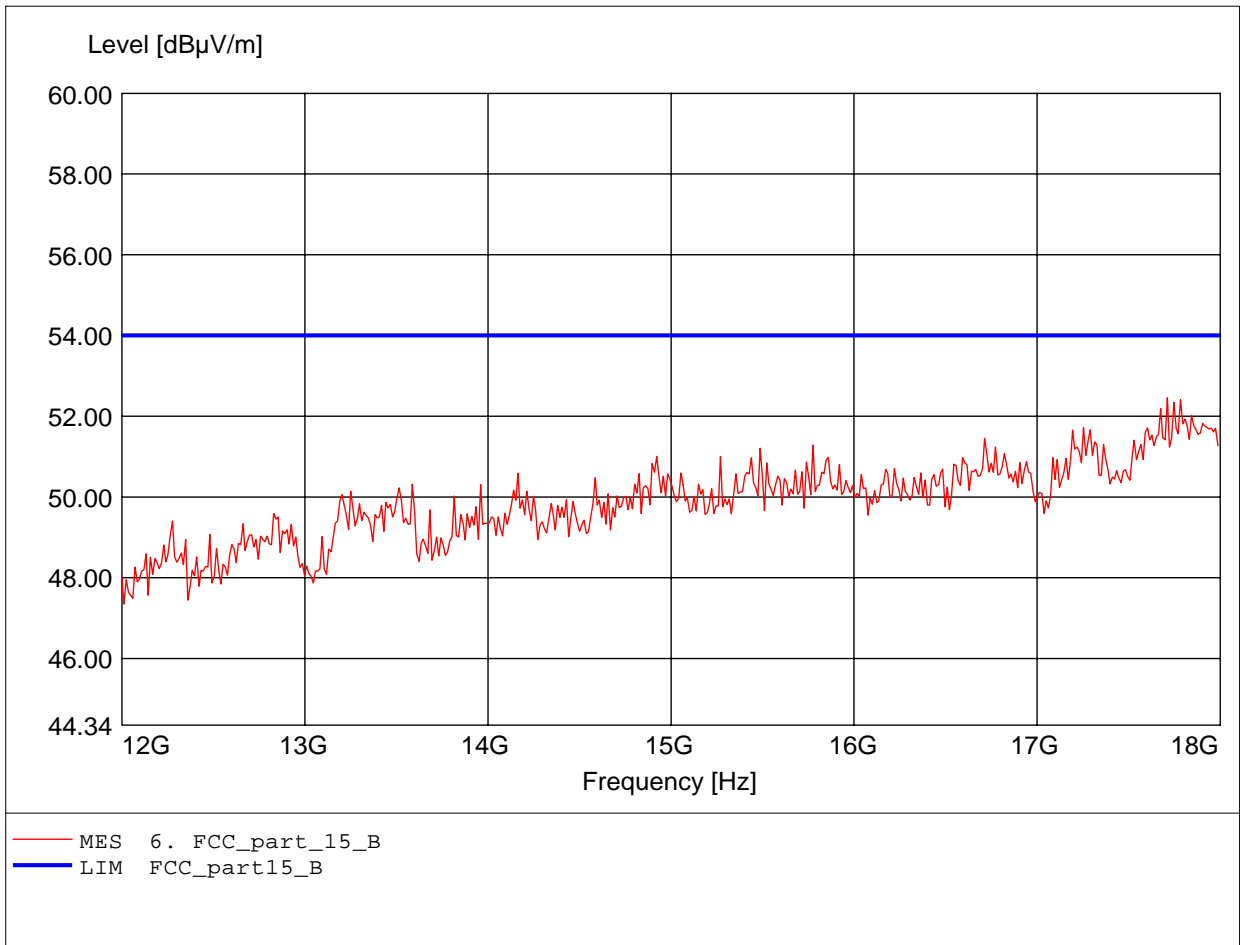
Order Number: W6M20703-7955 802.11b ch1  
Test Site / Operator: ETS / Derek  
Temperature: Temp.: 23.9°C  
Comment 1: according to subpart B / LP 0002  
Ant.: HL25, ampl.  
Freq:17.808GHz Emax:52.76dBμV/m RBW: 1 MHz



**Field Strength under normal conditions**

**FCC RULES PART 15, SUBPART B / LP 0002**

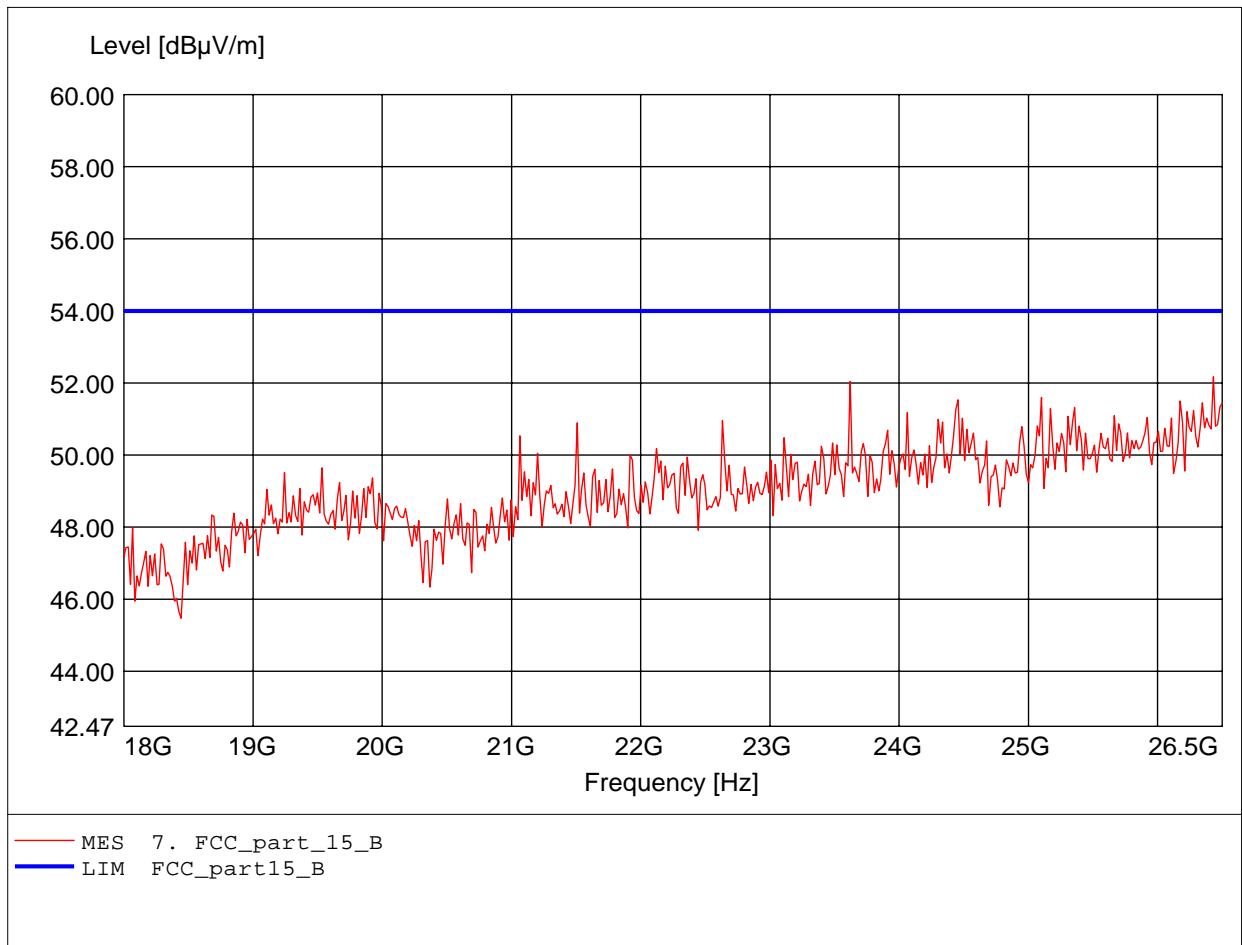
Order Number: W6M20703-7955 802.11b ch1  
Test Site / Operator: ETS / Derek  
Temperature: Temp.: 23.9°C  
Comment 1: according to subpart B / LP 0002  
Ant.: HL25, ampl.  
Freq:17.711GHz Emax:52.46dBμV/m RBW: 1 MHz



**Field Strength under normal conditions**

**FCC RULES PART 15, SUBPART B / LP 0002**

Order Number: W6M20703-7955 802.11b ch1  
Test Site / Operator: ETS / Derek  
Temperature: Temp.: 23.9°C  
Comment 1: according to subpart B / LP 0002  
Ant.: HL025, ampl. Freq: 26.432GHz  
E<sub>max</sub>: 52.17dBμV/m RBW: 1 MHz

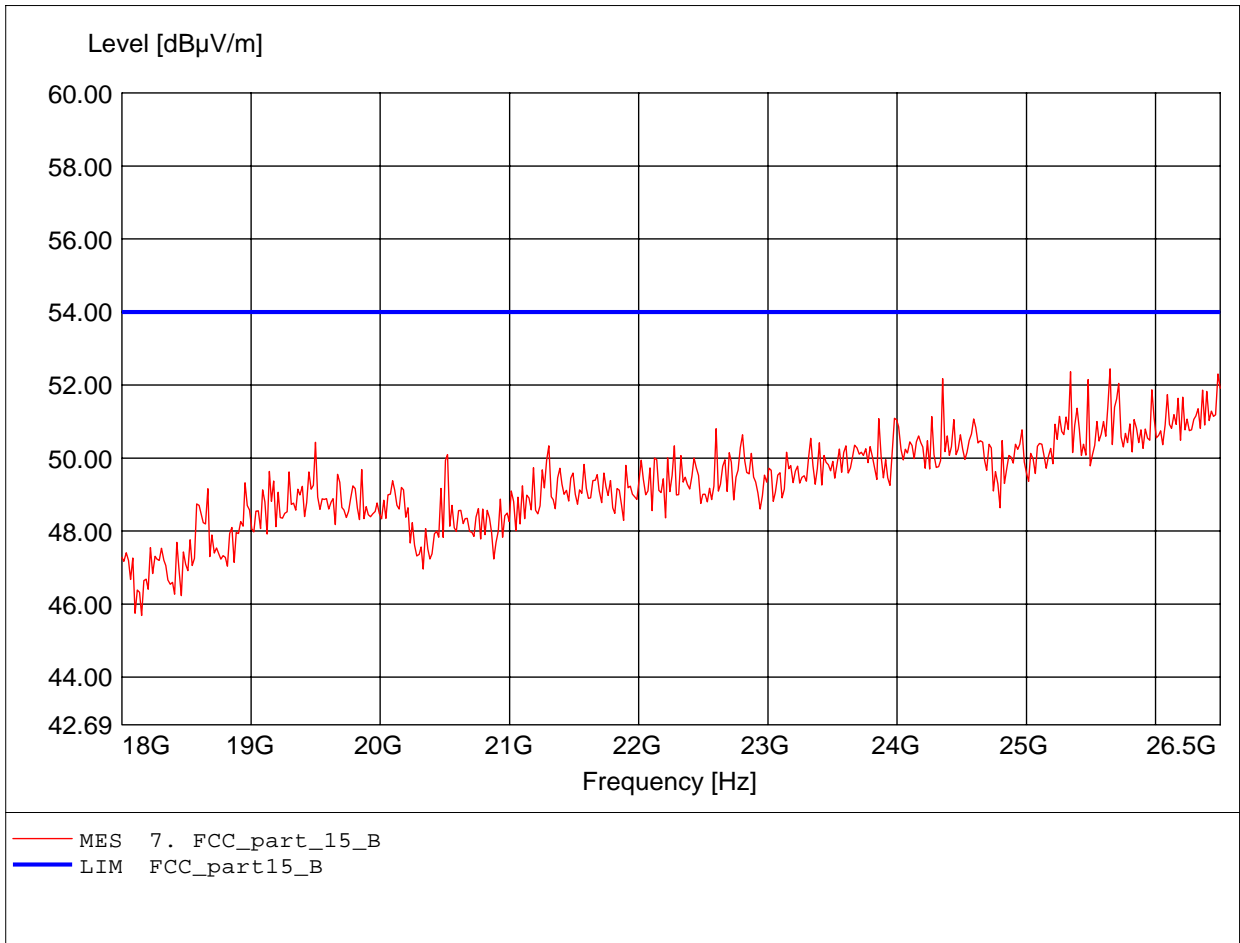




**Field Strength under normal conditions**

**FCC RULES PART 15, SUBPART B / LP 0002**

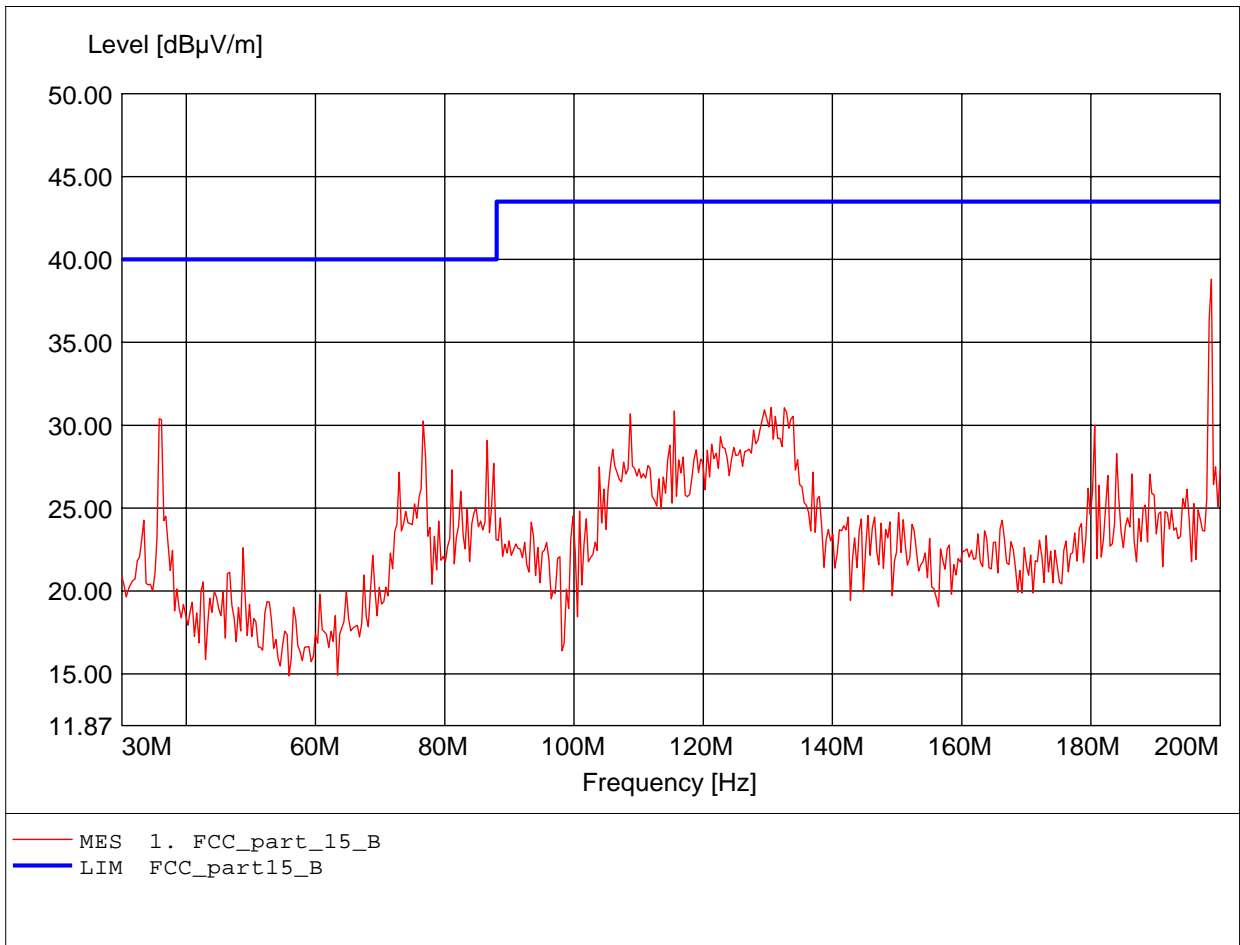
Order Number: W6M20703-7955 802.11b ch1  
Test Site / Operator: ETS / Derek  
Temperature: Temp.: 23.9°C  
Comment 1: according to subpart B / LP 0002  
Ant.: HL025, ampl. Freq: 25.648GHz  
E<sub>max</sub>: 52.44dBμV/m RBW: 1 MHz



**Field Strength under normal conditions**

**FCC RULES PART 15, SUBPART B / LP 0002**

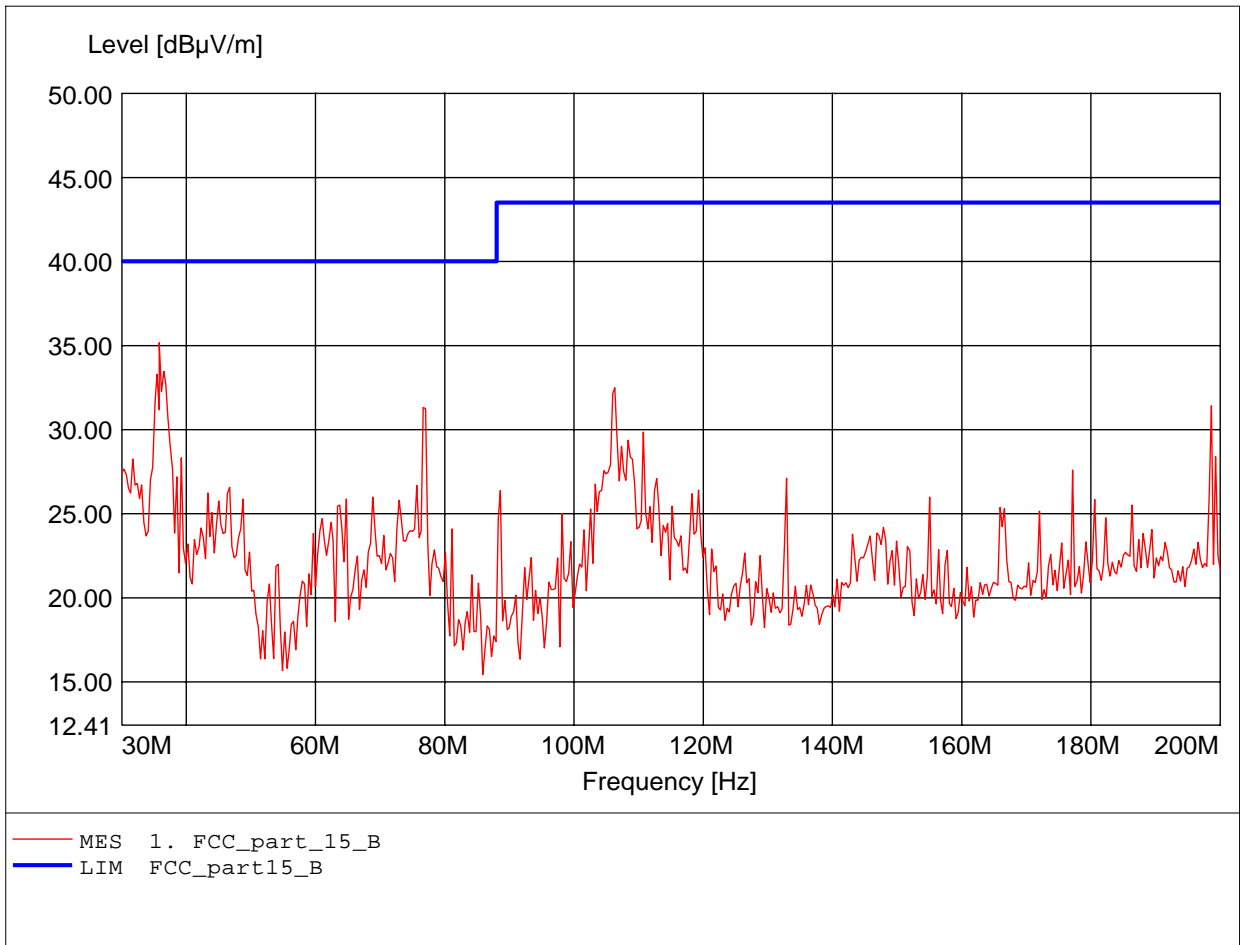
Order Number: W6M20703-7955 802.11b ch6  
Test Site / Operator: ETS / Derek  
Temperature: Temp.: 23.9°C  
Comment 1: according to subpart B / LP 0002  
Ant.: HK 116  
Freq:198.637MHz Emax:38.81dBµV/m RBW: 100 kHz



**Field Strength under normal conditions**

**FCC RULES PART 15, SUBPART B / LP 0002**

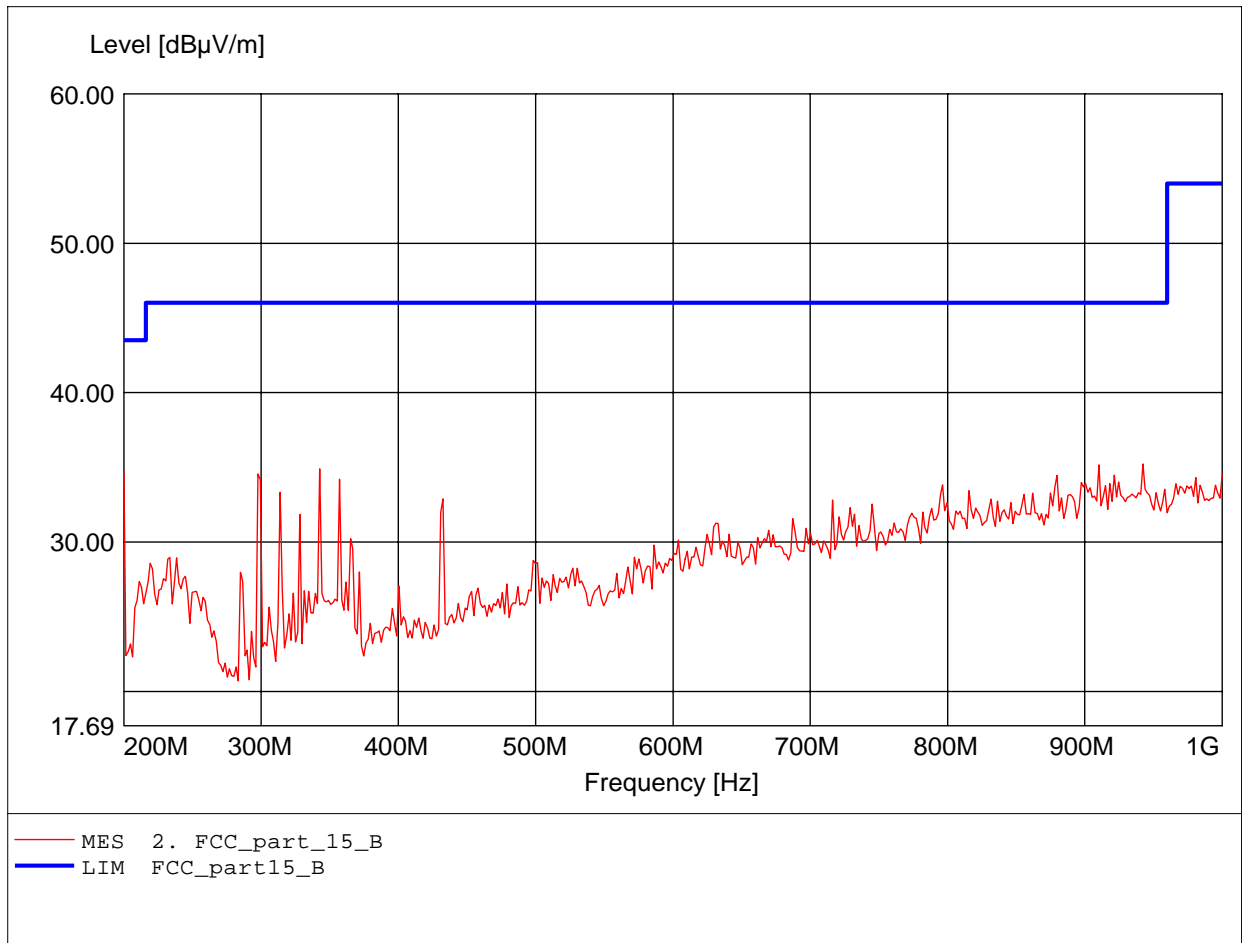
Order Number: W6M20703-7955 802.11b ch6  
Test Site / Operator: ETS / Derek  
Temperature: Temp.: 23.9°C  
Comment 1: according to subpart B / LP 0002  
Ant.: HK 116  
Freq:35.792MHz Emax:35.16dBµV/m RBW: 100 kHz



**Field Strength under normal conditions**

**FCC RULES PART 15, SUBPART B / LP 0002**

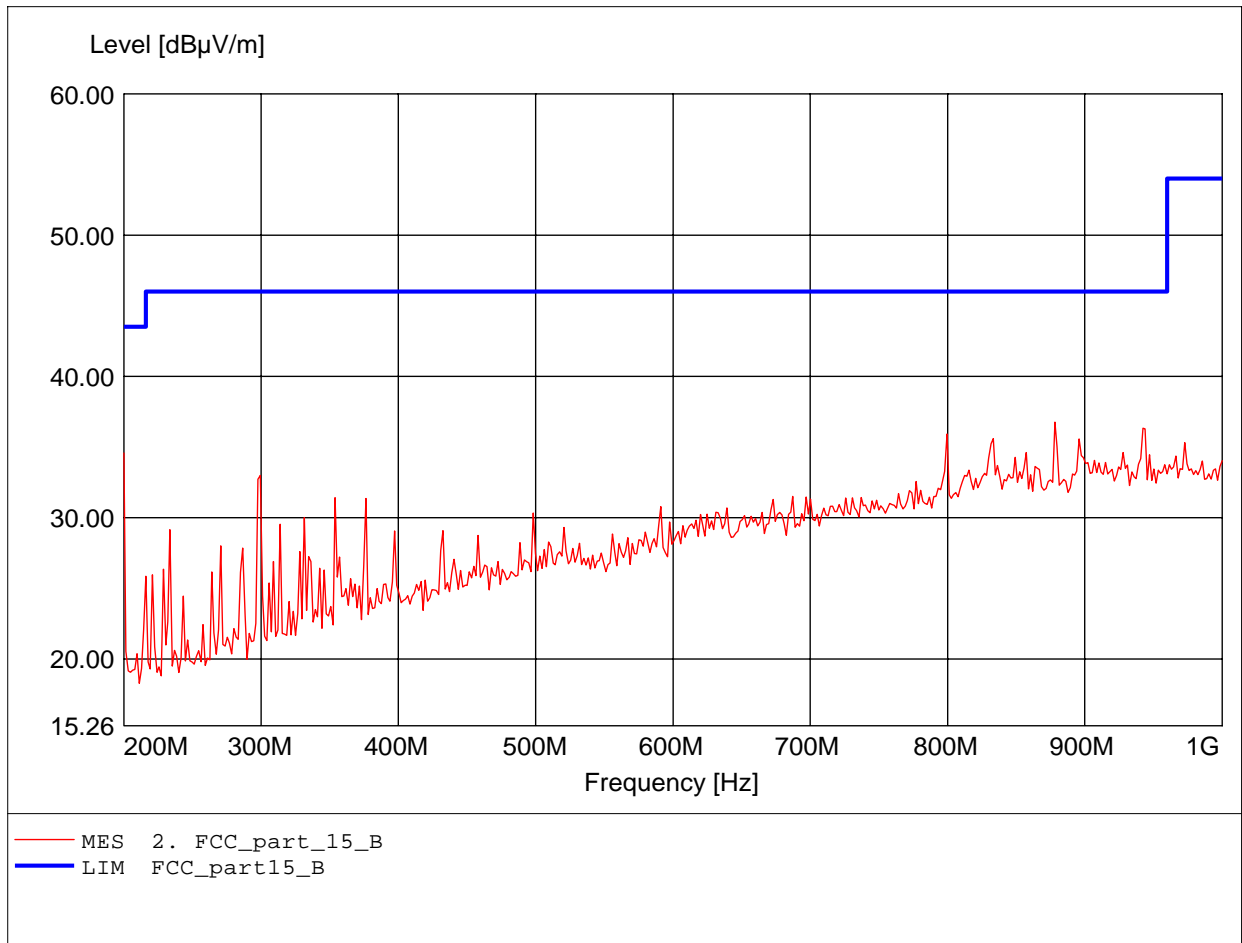
Order Number: W6M20703-7955 802.11b ch6  
Test Site / Operator: ETS / Derek  
Temperature: Temp.: 23.9°C  
Comment 1: according to subpart B / LP 0002  
Ant.: HL 223, ampl.  
Freq:942.285MHz Emax:35.23dBμV/m RBW: 100 kHz



**Field Strength under normal conditions**

**FCC RULES PART 15, SUBPART B / LP 0002**

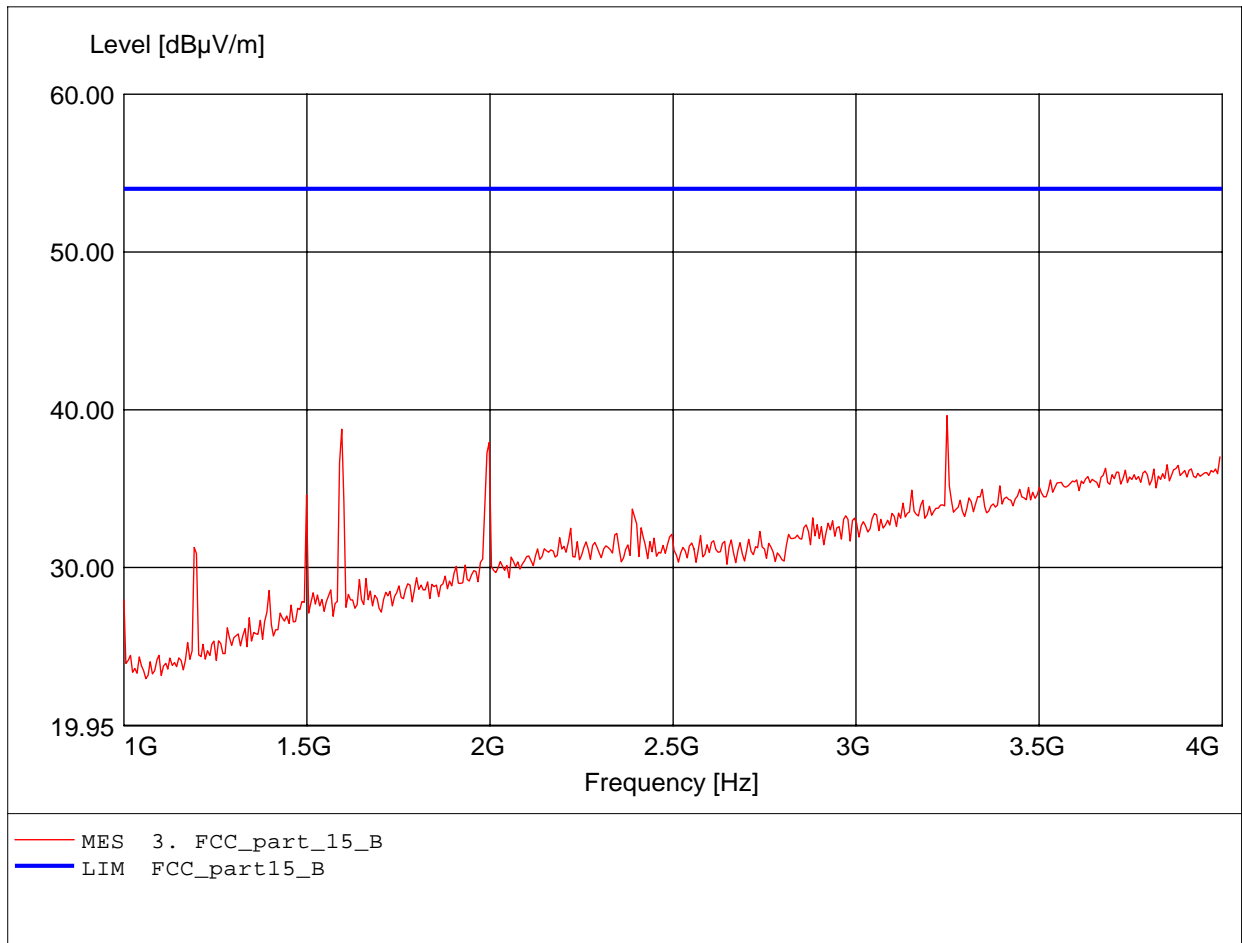
Order Number: W6M20703-7955 802.11b ch6  
Test Site / Operator: ETS / Derek  
Temperature: Temp.: 23.9°C  
Comment 1: according to subpart B / LP 0002  
Ant.: HL 223, ampl.  
Freq:878.156MHz Emax:36.77dBμV/m RBW: 100 kHz



**Field Strength under normal conditions**

**FCC RULES PART 15, SUBPART B / LP 0002**

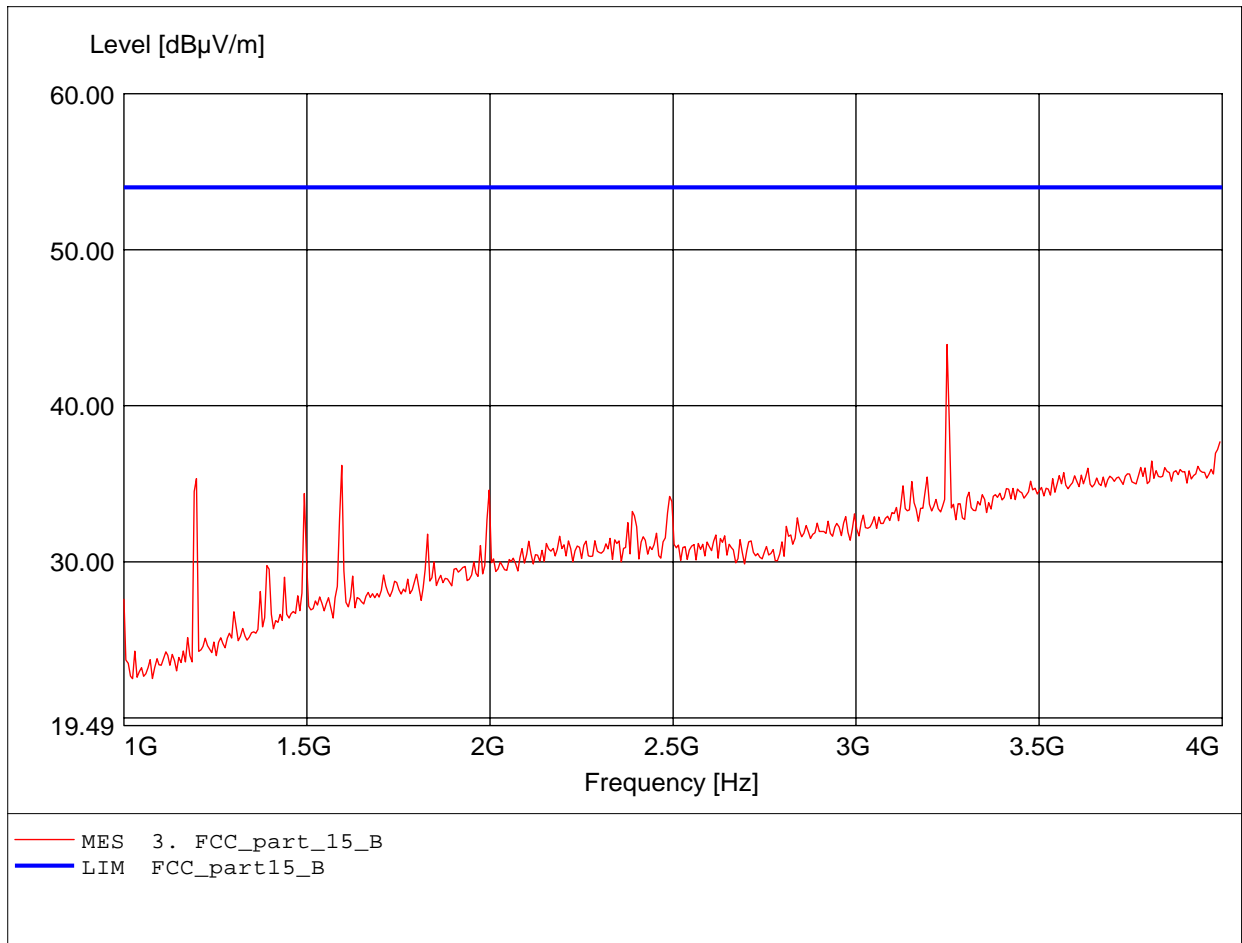
Order Number: W6M20703-7955 802.11b ch6  
Test Site / Operator: ETS / Derek  
Temperature: Temp.: 23.9°C  
Comment 1: according to subpart B / LP 0002  
Ant.: HL25, ampl.  
Freq:3.248GHz Emax:39.63dBμV/m RBW: 1 MHz



**Field Strength under normal conditions**

**FCC RULES PART 15, SUBPART B / LP 0002**

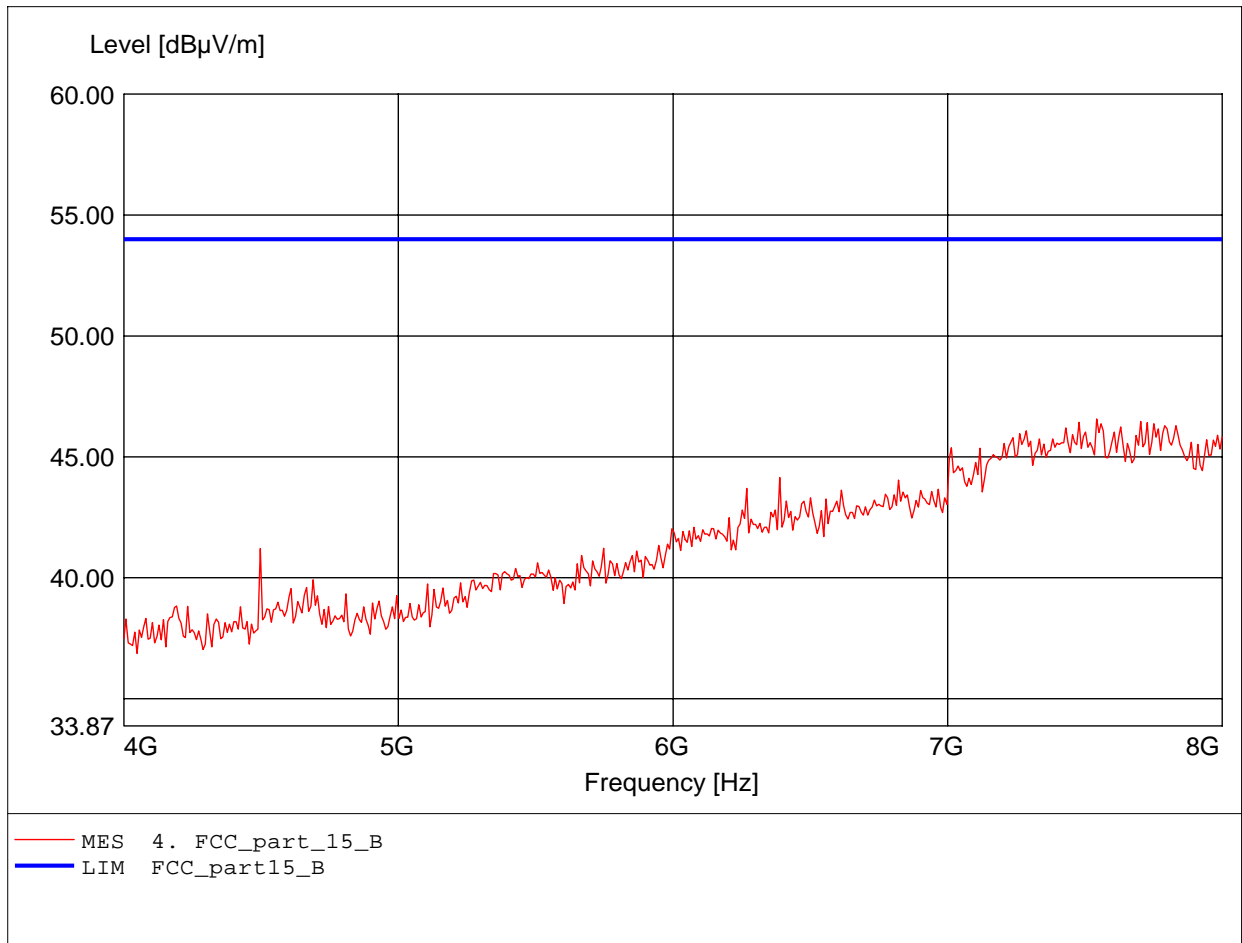
Order Number: W6M20703-7955 802.11b ch6  
Test Site / Operator: ETS / Derek  
Temperature: Temp.: 23.9°C  
Comment 1: according to subpart B / LP 0002  
Ant.: HL25, ampl.  
Freq:3.248GHz Emax:43.93dBμV/m RBW: 1 MHz



**Field Strength under normal conditions**

**FCC RULES PART 15, SUBPART B / LP 0002**

Order Number: W6M20703-7955 802.11b ch6  
Test Site / Operator: ETS / Derek  
Temperature: Temp.: 23.9°C  
Comment 1: according to subpart B / LP 0002  
Ant.: HL25, ampl.  
Freq:7.543GHz Emax:46.56dBμV/m RBW: 1 MHz

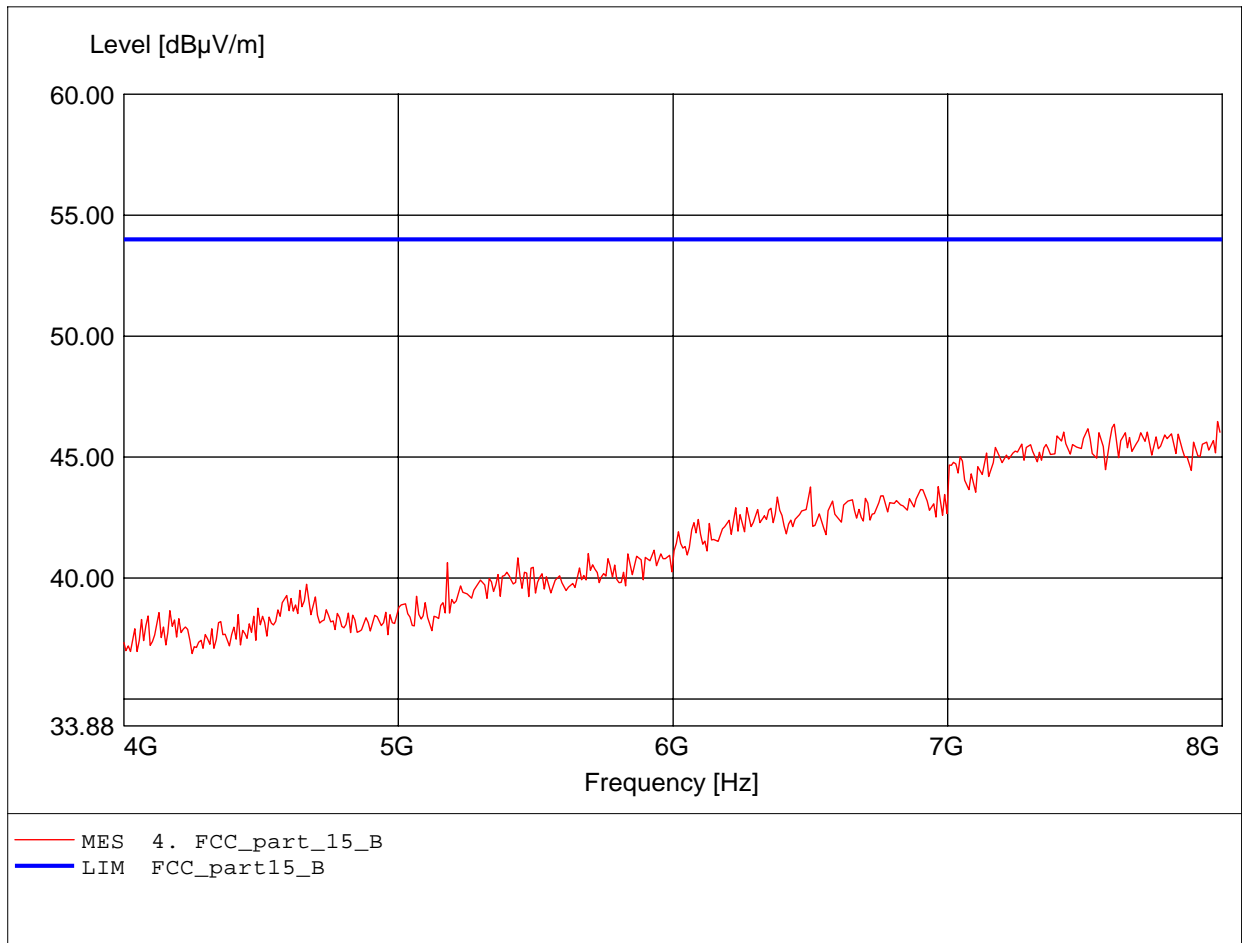




**Field Strength under normal conditions**

**FCC RULES PART 15, SUBPART B / LP 0002**

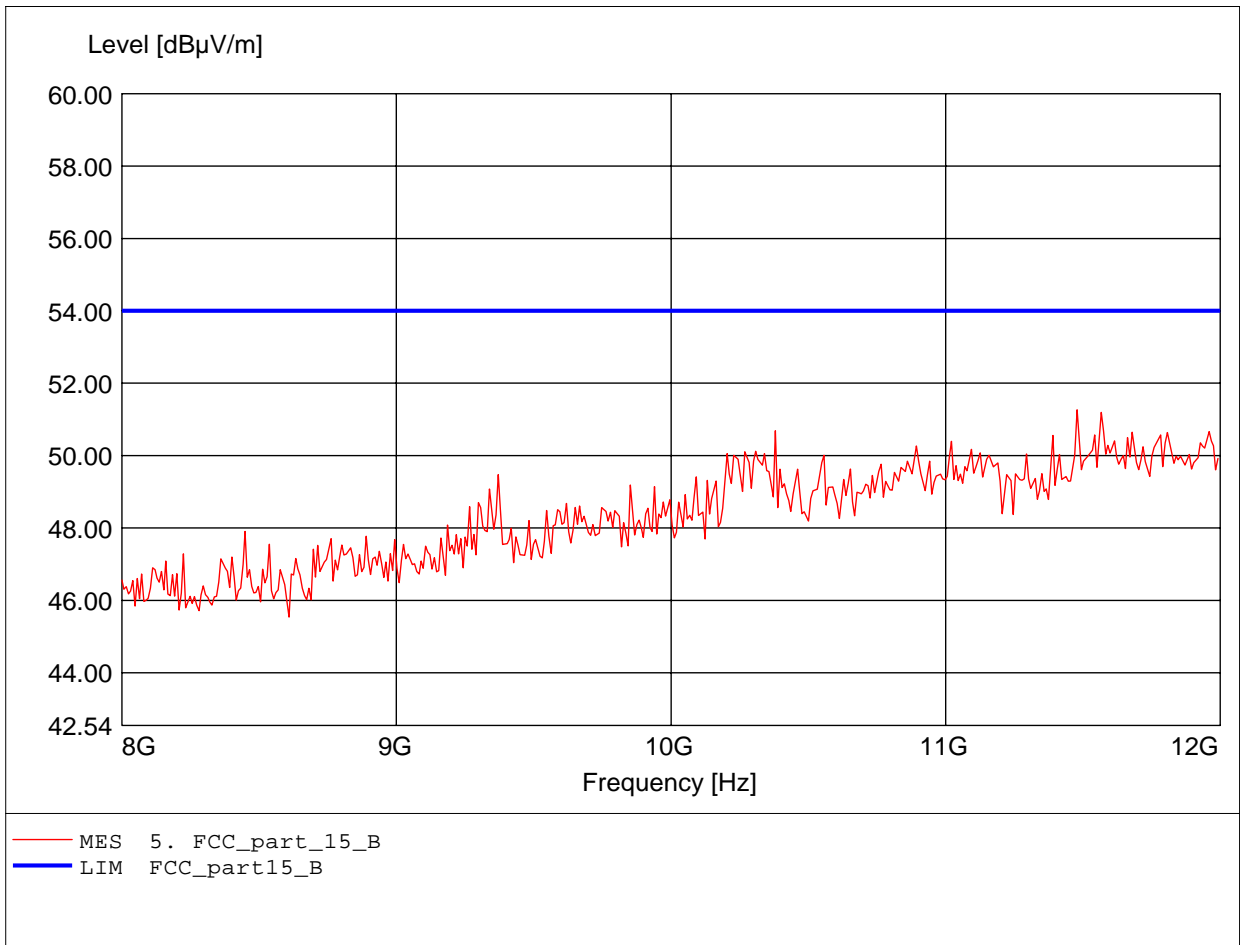
Order Number: W6M20703-7955 802.11b ch6  
Test Site / Operator: ETS / Derek  
Temperature: Temp.: 23.9°C  
Comment 1: according to subpart B / LP 0002  
Ant.: HL25, ampl.  
Freq:7.984GHz Emax:46.47dBμV/m RBW: 1 MHz



**Field Strength under normal conditions**

**FCC RULES PART 15, SUBPART B / LP 0002**

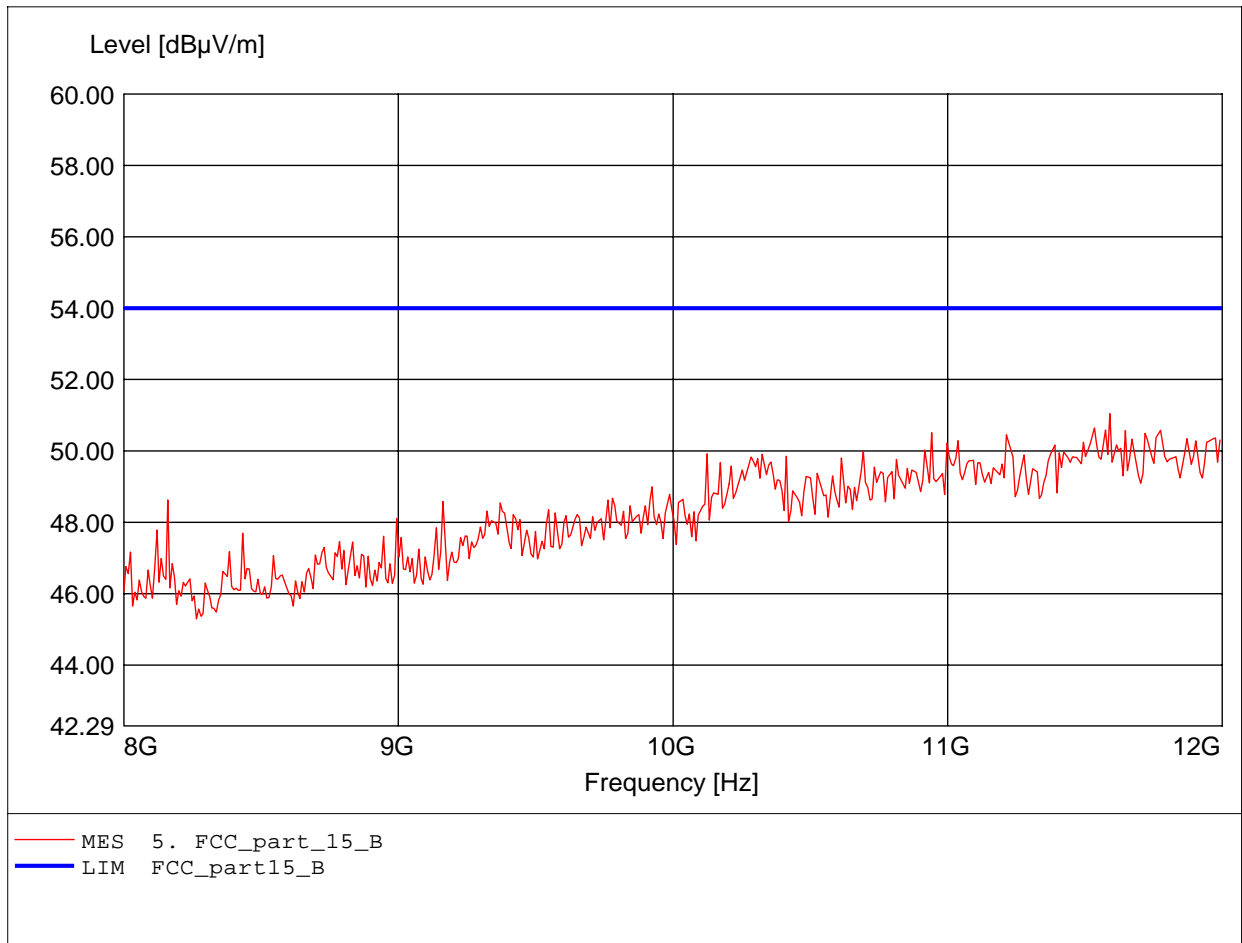
Order Number: W6M20703-7955 802.11b ch6  
Test Site / Operator: ETS / Derek  
Temperature: Temp.: 23.9°C  
Comment 1: according to subpart B / LP 0002  
Ant.: HL25, ampl.  
Freq:11.479GHz Emax:51.27dBµV/m RBW: 1 MHz



**Field Strength under normal conditions**

**FCC RULES PART 15, SUBPART B / LP 0002**

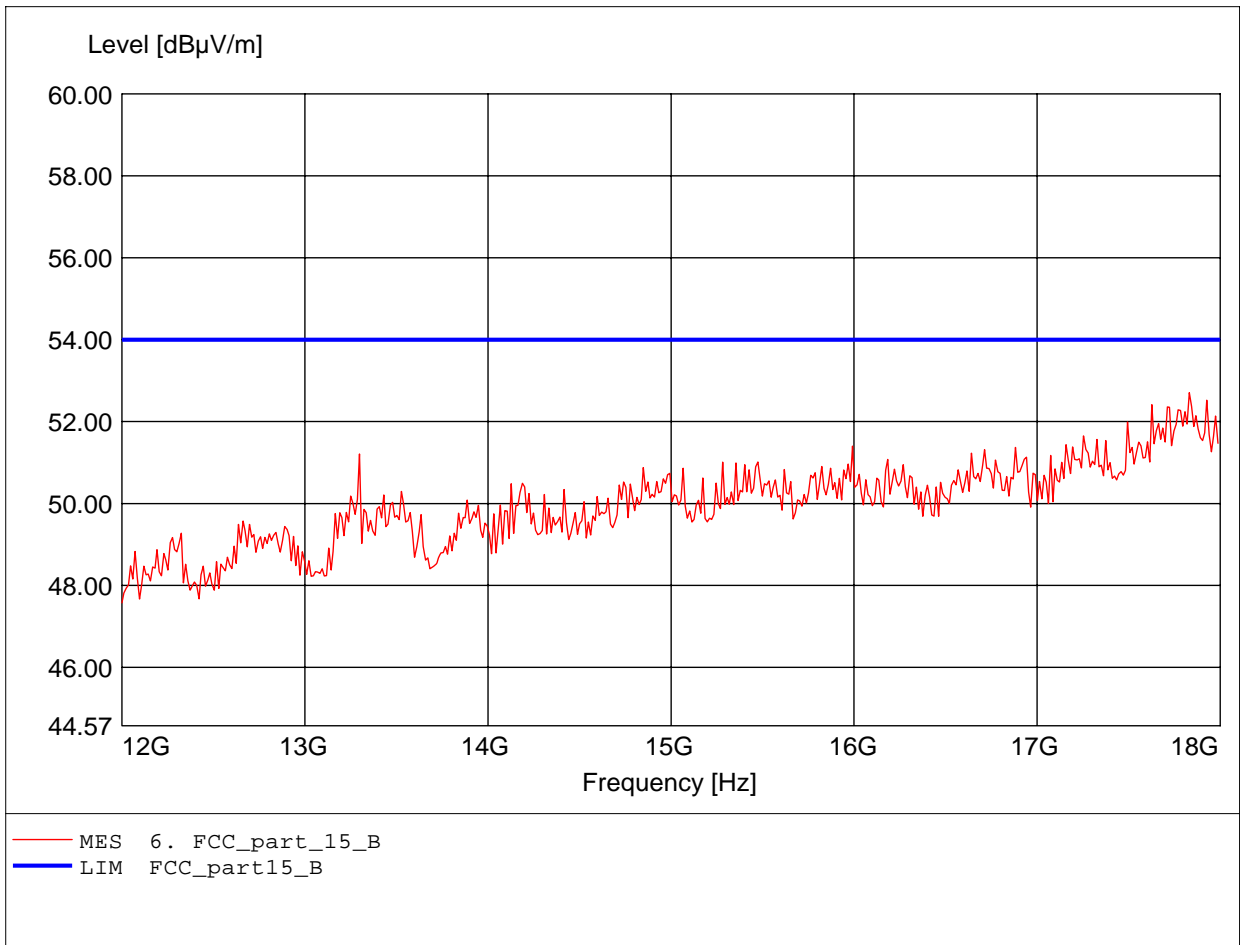
Order Number: W6M20703-7955 802.11b ch6  
Test Site / Operator: ETS / Derek  
Temperature: Temp.: 23.9°C  
Comment 1: according to subpart B / LP 0002  
Ant.: HL25, ampl.  
Freq:11.591GHz Emax:51.04dBμV/m RBW: 1 MHz



**Field Strength under normal conditions**

**FCC RULES PART 15, SUBPART B / LP 0002**

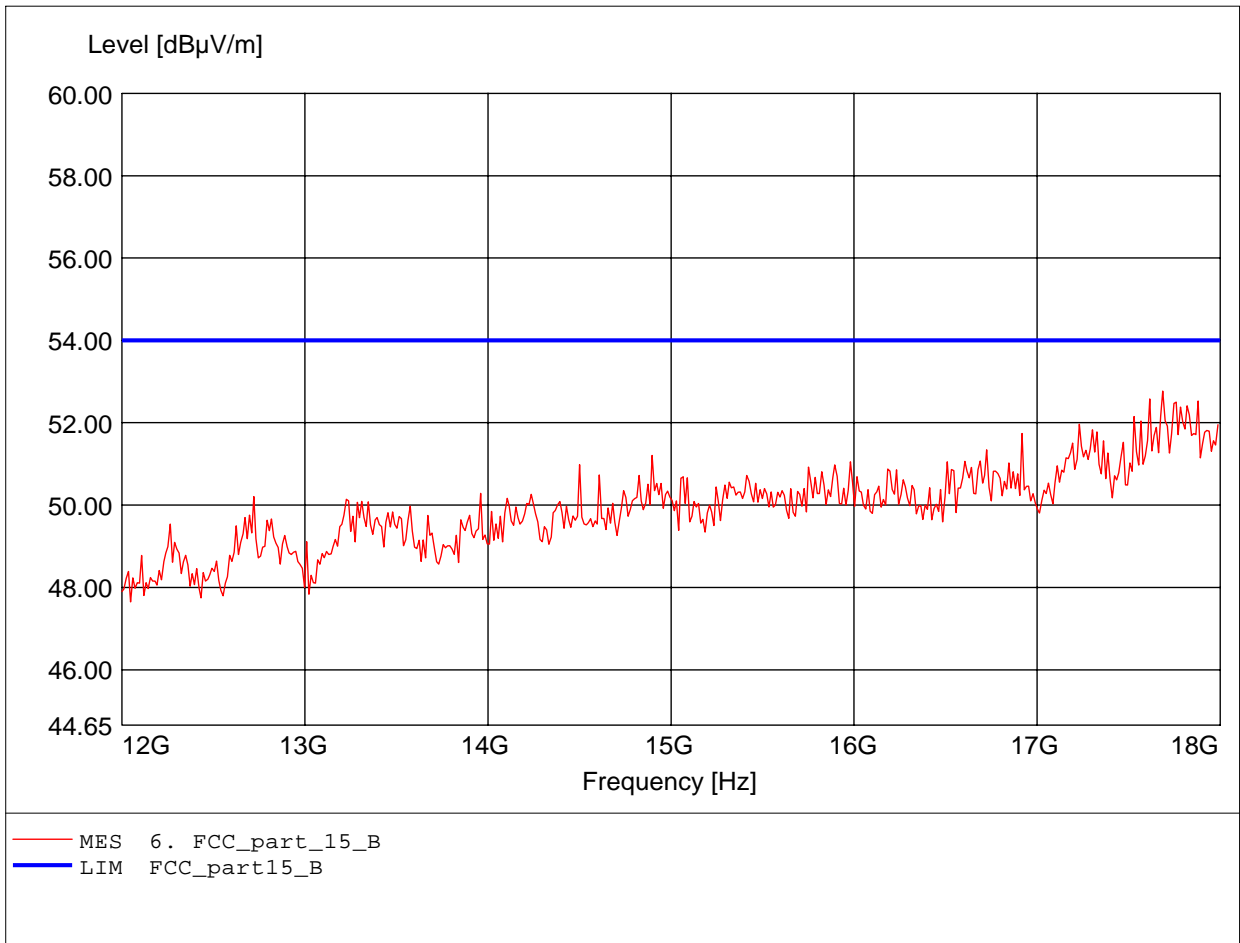
Order Number: W6M20703-7955 802.11b ch6  
Test Site / Operator: ETS / Derek  
Temperature: Temp.: 23.9°C  
Comment 1: according to subpart B / LP 0002  
Ant.: HL25, ampl.  
Freq:17.832GHz Emax:52.70dBµV/m RBW: 1 MHz



**Field Strength under normal conditions**

**FCC RULES PART 15, SUBPART B / LP 0002**

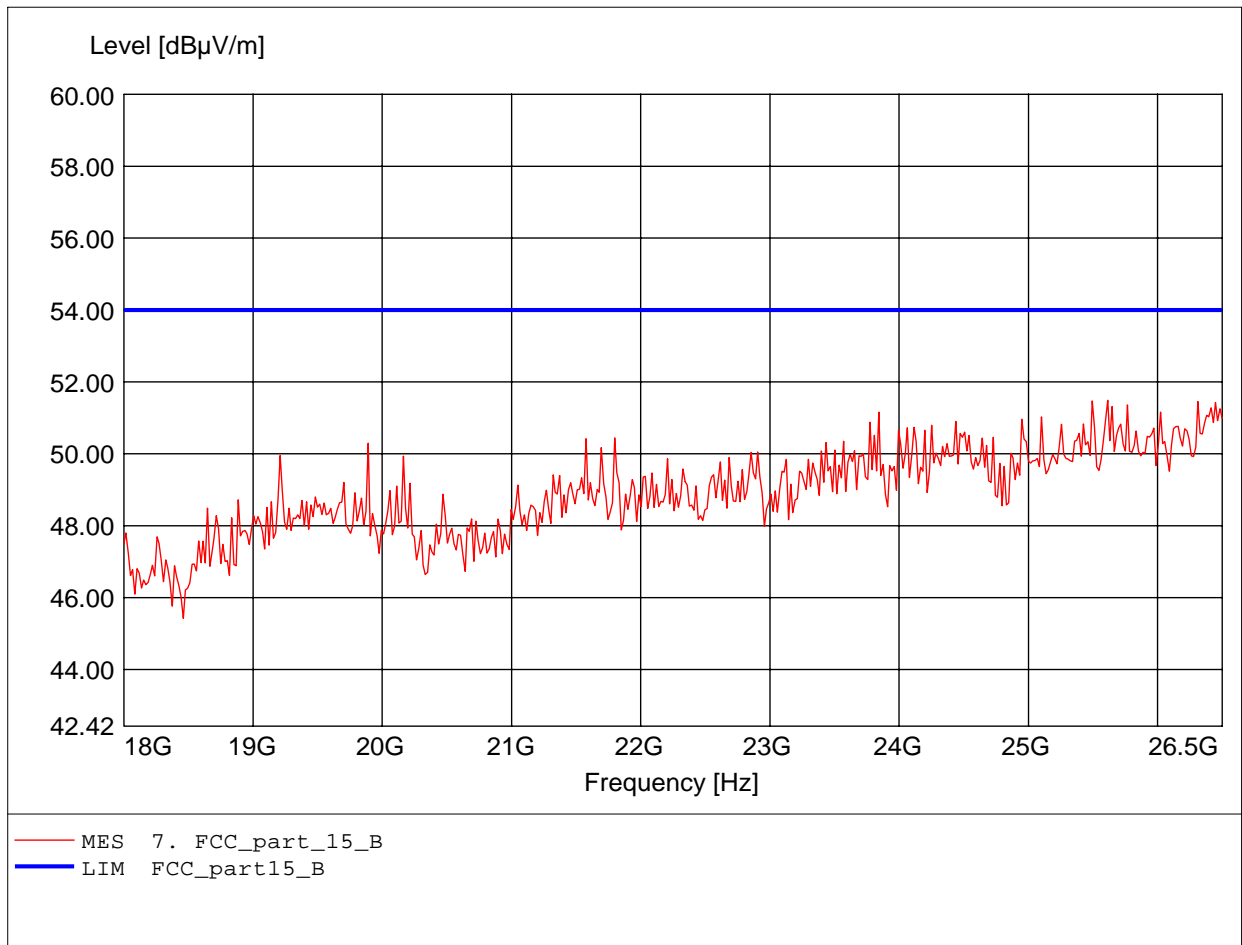
Order Number: W6M20703-7955 802.11b ch6  
Test Site / Operator: ETS / Derek  
Temperature: Temp.: 23.9°C  
Comment 1: according to subpart B / LP 0002  
Ant.: HL25, ampl.  
Freq:17.687GHz Emax:52.77dBμV/m RBW: 1 MHz



**Field Strength under normal conditions**

**FCC RULES PART 15, SUBPART B / LP 0002**

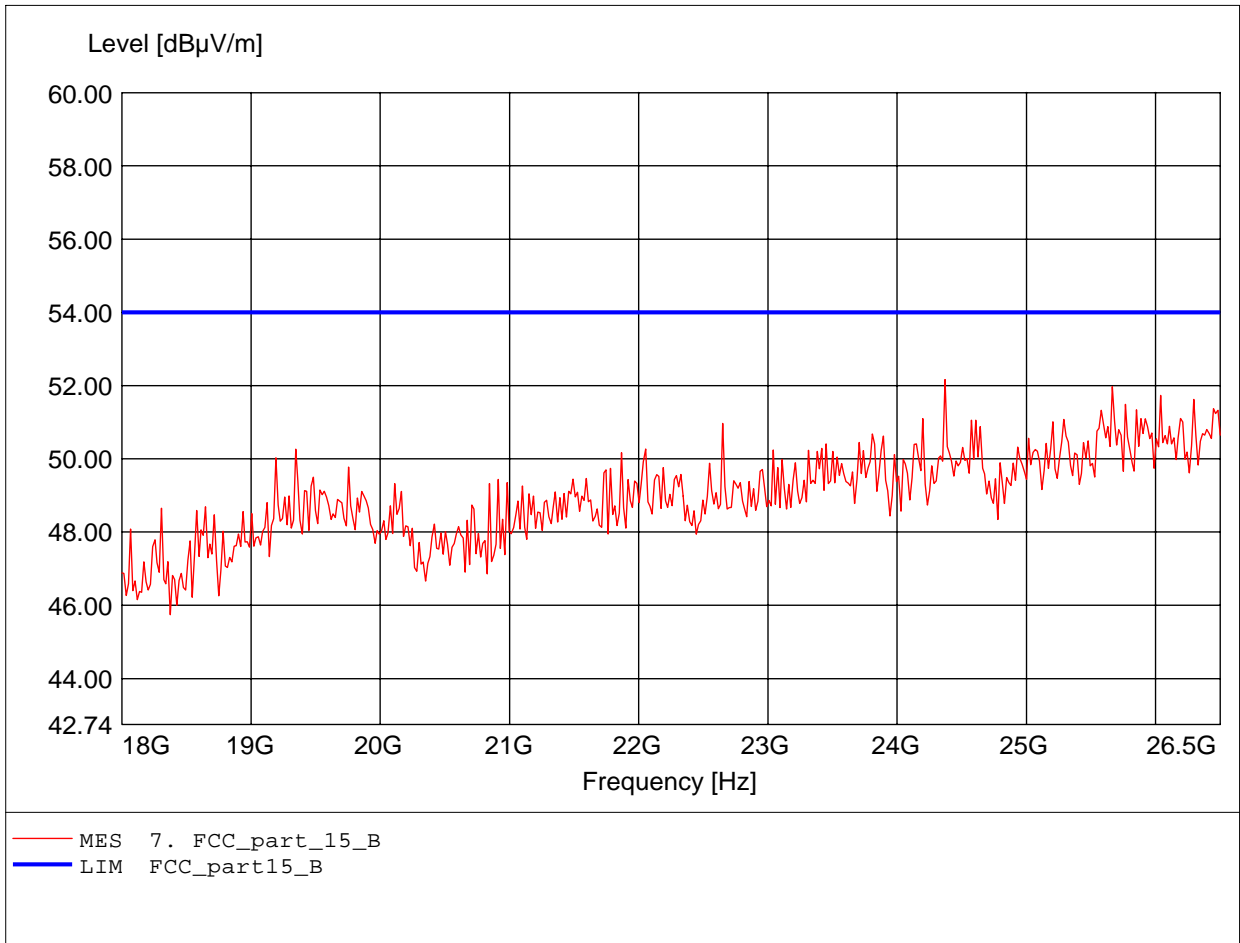
Order Number: W6M20703-7955 802.11b ch6  
Test Site / Operator: ETS / Derek  
Temperature: Temp.: 23.9°C  
Comment 1: according to subpart B / LP 0002  
Ant.: HL025, ampl. Freq: 25.614GHz  
E<sub>max</sub>: 51.49dBμV/m RBW: 1 MHz



**Field Strength under normal conditions**

**FCC RULES PART 15, SUBPART B / LP 0002**

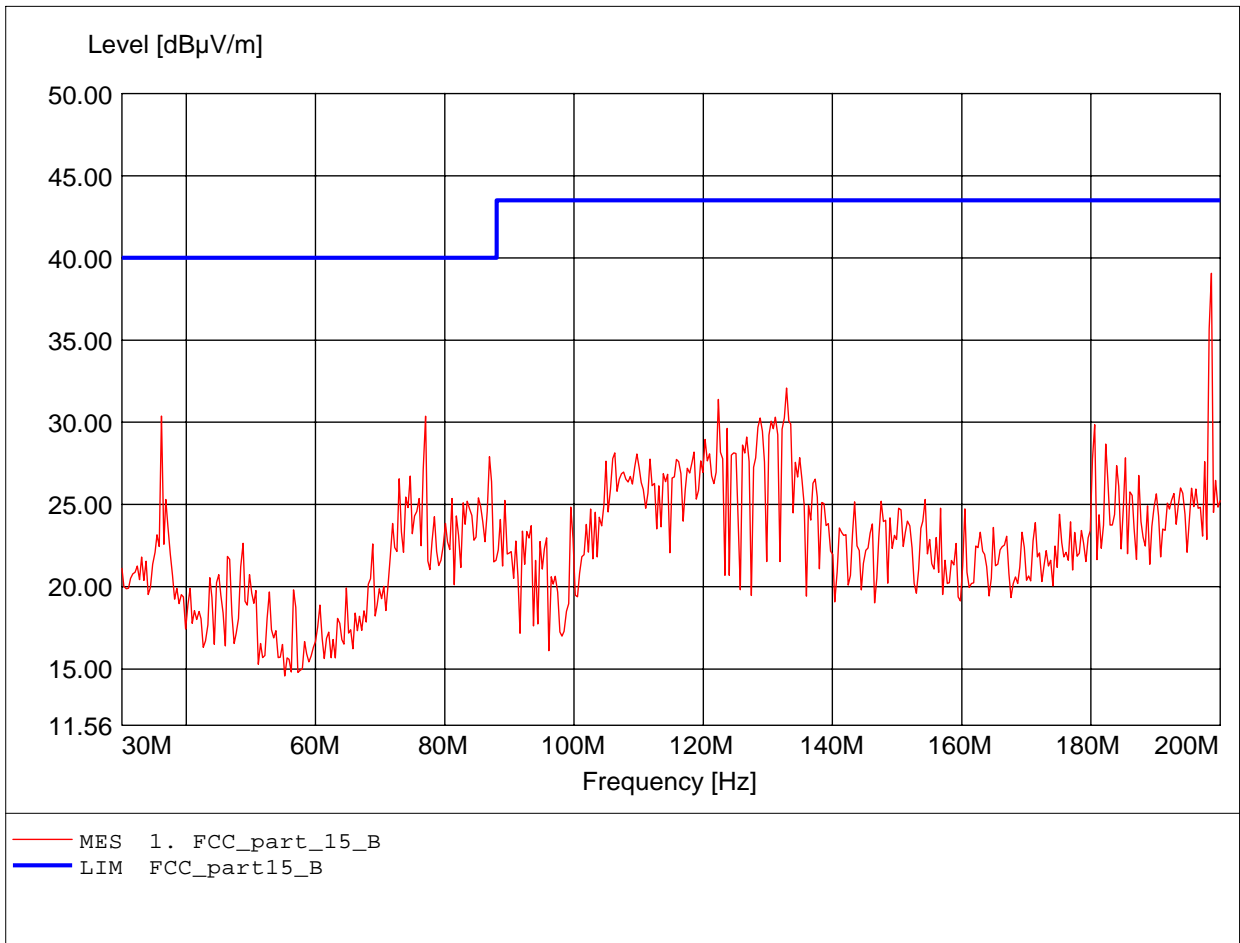
Order Number: W6M20703-7955 802.11b ch6  
Test Site / Operator: ETS / Derek  
Temperature: Temp.: 23.9°C  
Comment 1: according to subpart B / LP 0002  
Ant.: HL025, ampl. Freq: 24.371GHz  
Emax: 52.16dBμV/m RBW: 1 MHz



**Field Strength under normal conditions**

**FCC RULES PART 15, SUBPART B / LP 0002**

Order Number: W6M20703-7955 802.11b ch11  
Test Site / Operator: ETS / Derek  
Temperature: Temp.: 23.9°C  
Comment 1: according to subpart B / LP 0002  
Ant.: HK 116  
Freq:198.637MHz Emax:39.06dBµV/m RBW: 100 kHz

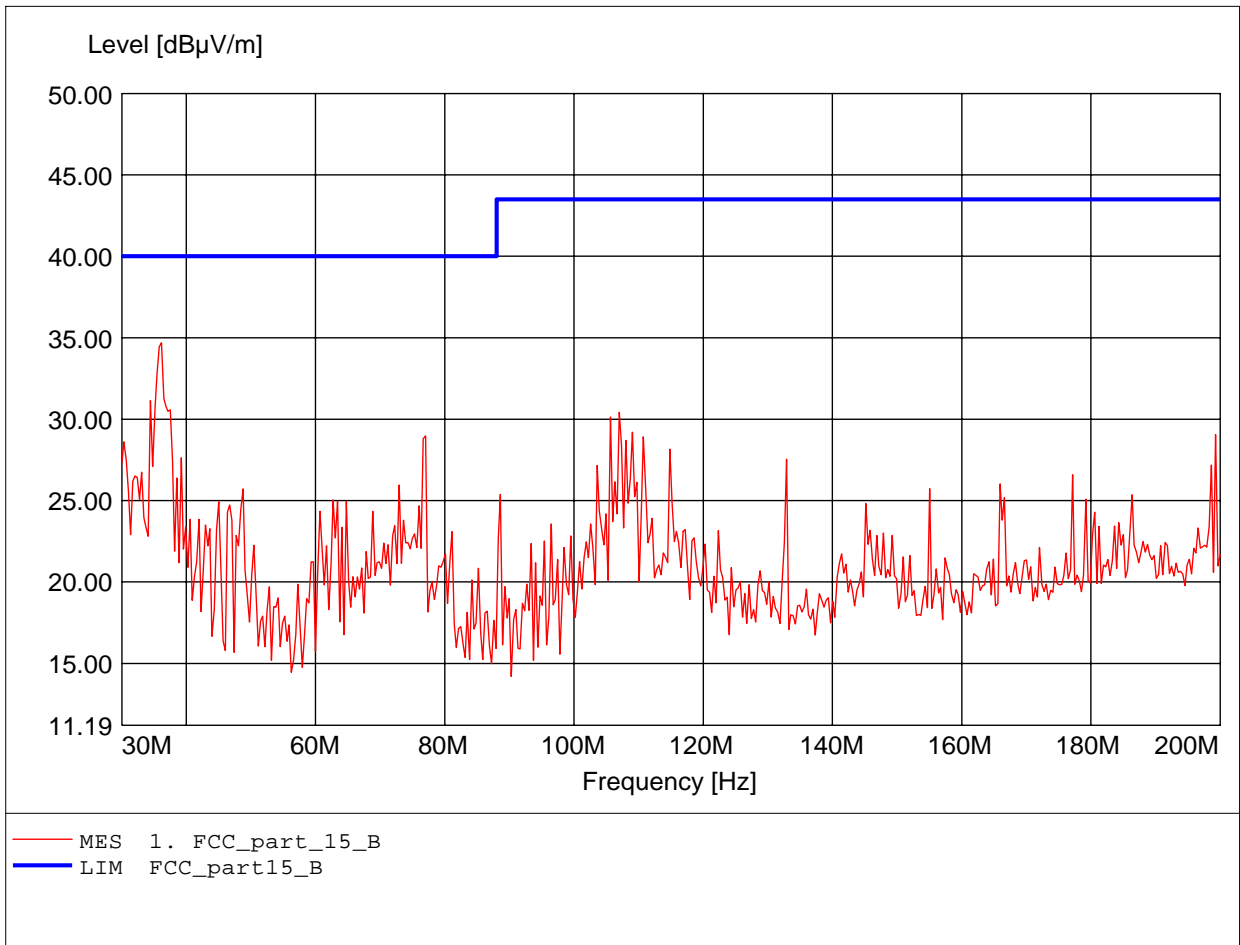




**Field Strength under normal conditions**

**FCC RULES PART 15, SUBPART B / LP 0002**

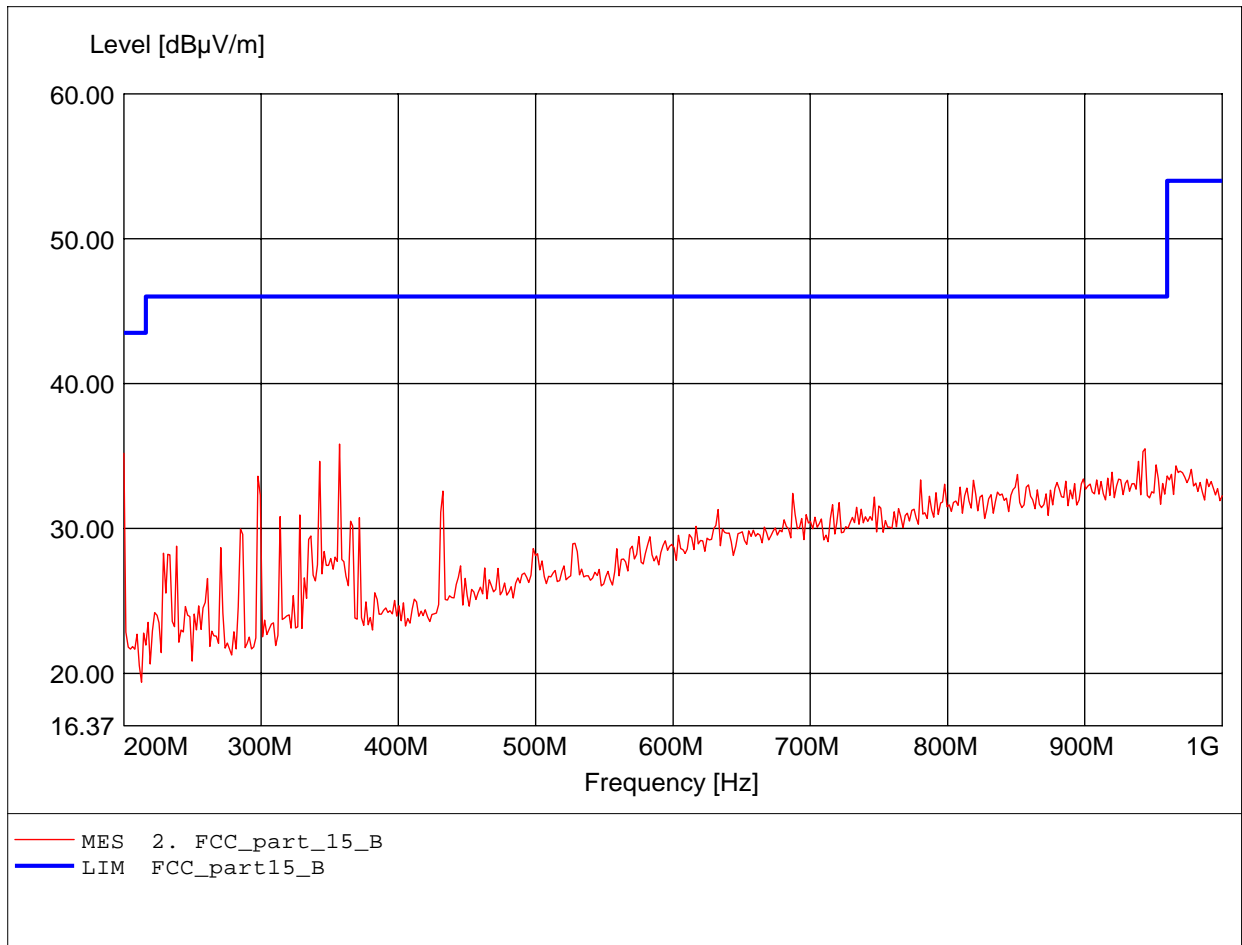
Order Number: W6M20703-7955 802.11b ch11  
Test Site / Operator: ETS / Derek  
Temperature: Temp.: 23.9°C  
Comment 1: according to subpart B / LP 0002  
Ant.: HK 116  
Freq:36.132MHz Emax:34.69dBµV/m RBW: 100 kHz



**Field Strength under normal conditions**

**FCC RULES PART 15, SUBPART B / LP 0002**

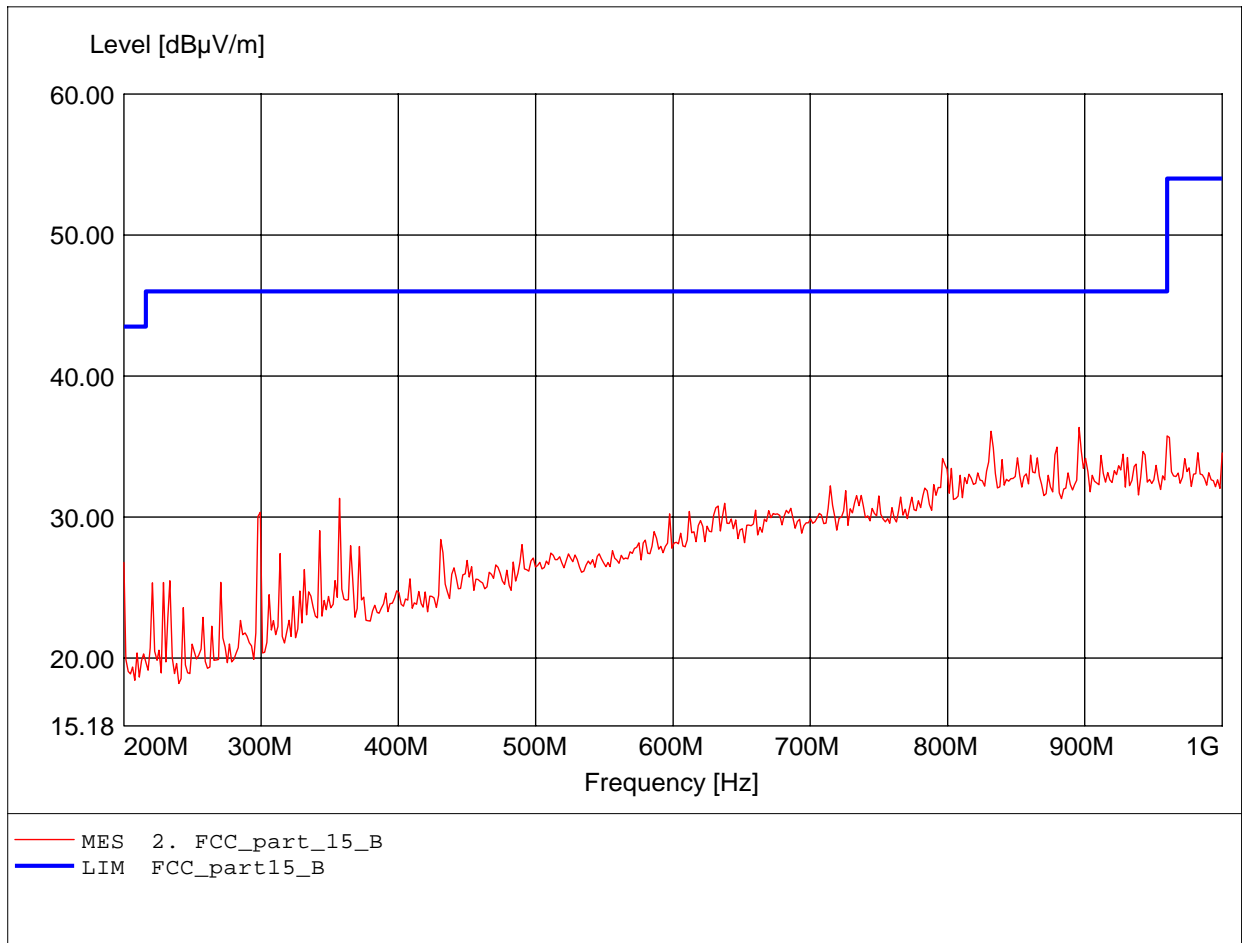
Order Number: W6M20703-7955 802.11b ch11  
Test Site / Operator: ETS / Derek  
Temperature: Temp.: 23.9°C  
Comment 1: according to subpart B / LP 0002  
Ant.: HL 223, ampl.  
Freq:357.114MHz Emax:35.82dBμV/m RBW: 100 kHz



**Field Strength under normal conditions**

**FCC RULES PART 15, SUBPART B / LP 0002**

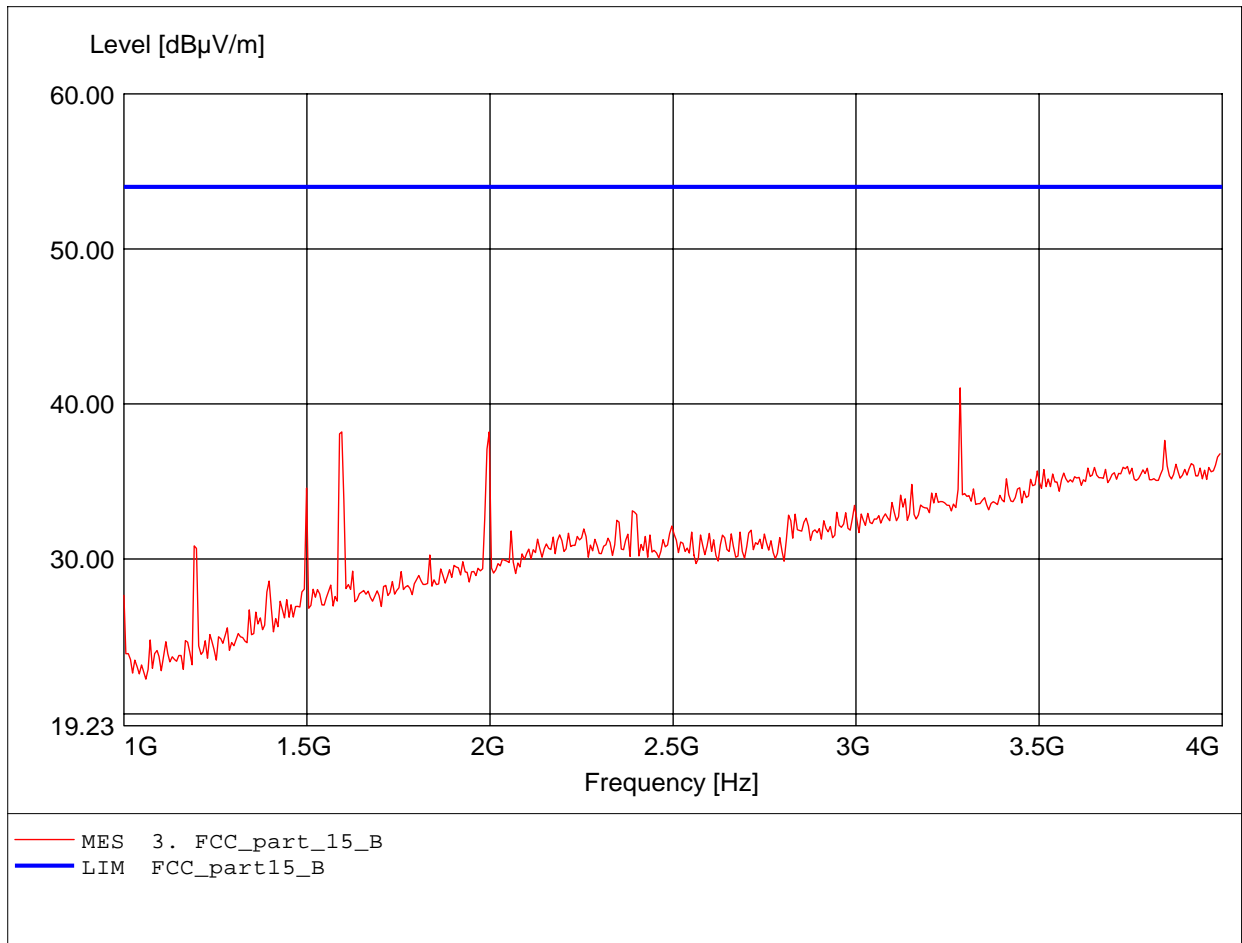
Order Number: W6M20703-7955 802.11b ch11  
Test Site / Operator: ETS / Derek  
Temperature: Temp.: 23.9°C  
Comment 1: according to subpart B / LP 0002  
Ant.: HL 223, ampl.  
Freq:895.792MHz Emax:36.36dBμV/m RBW: 100 kHz



**Field Strength under normal conditions**

**FCC RULES PART 15, SUBPART B / LP 0002**

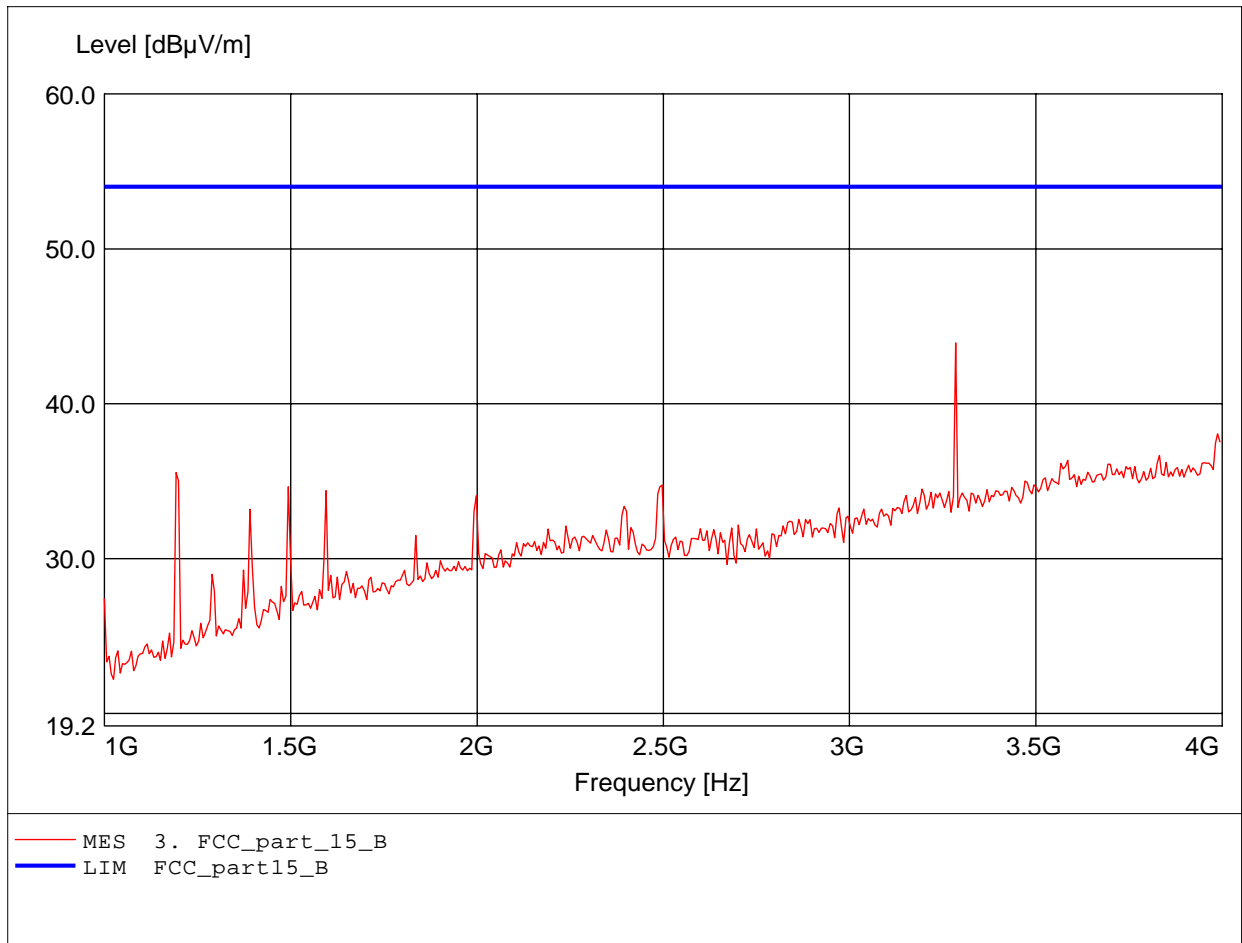
Order Number: W6M20703-7955 802.11b ch11  
Test Site / Operator: ETS / Derek  
Temperature: Temp.: 23.9°C  
Comment 1: according to subpart B / LP 0002  
Ant.: HL25, ampl.  
Freq:3.285GHz Emax:41.04dBμV/m RBW: 1 MHz



**Field Strength under normal conditions**

**FCC RULES PART 15, SUBPART B / LP 0002**

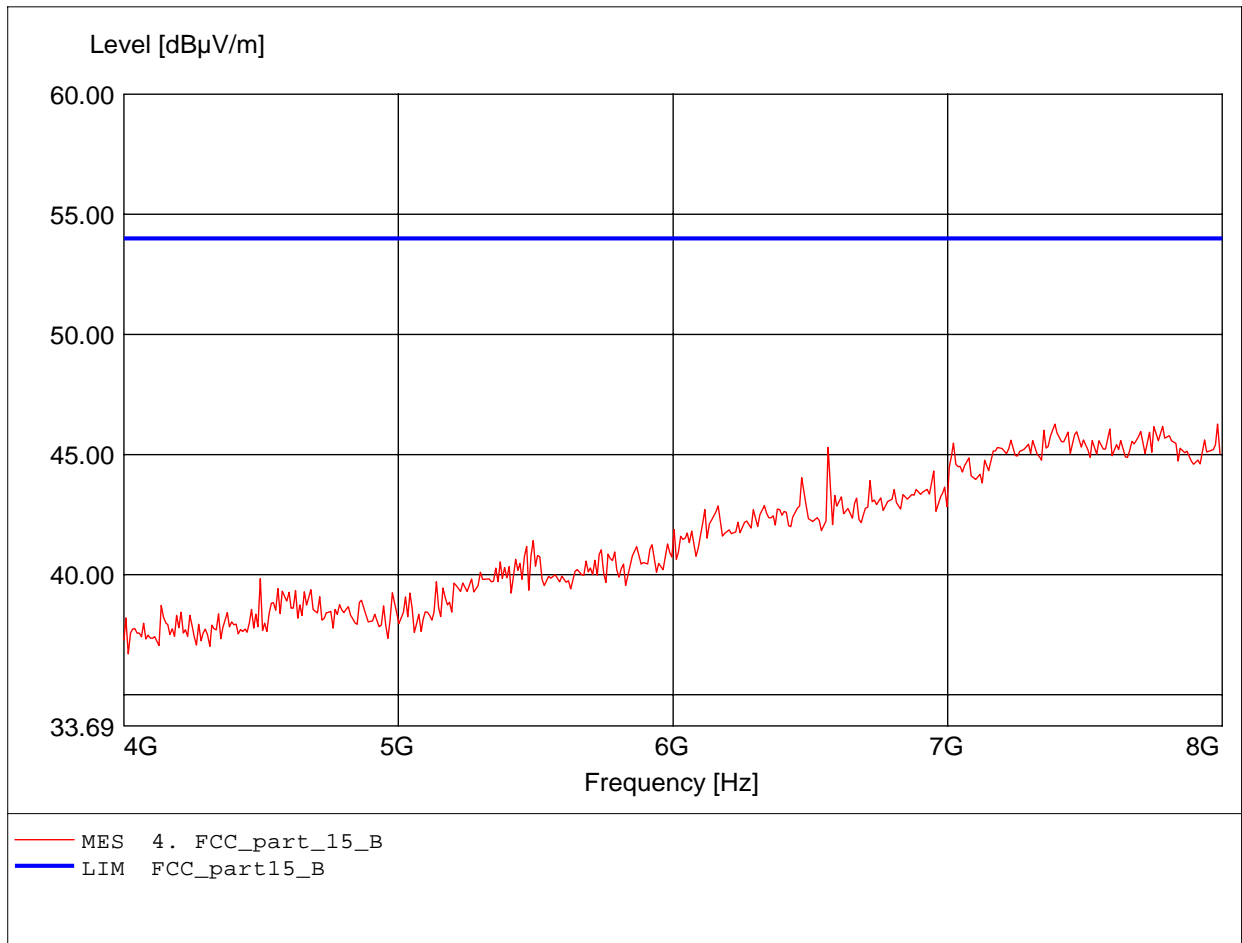
Order Number: W6M20703-7955 802.11b ch11  
Test Site / Operator: ETS / Derek  
Temperature: Temp.: 23.9°C  
Comment 1: according to subpart B / LP 0002  
Ant.: HL25, ampl.  
Freq:3.285GHz Emax:43.92dBμV/m RBW: 1 MHz



**Field Strength under normal conditions**

**FCC RULES PART 15, SUBPART B / LP 0002**

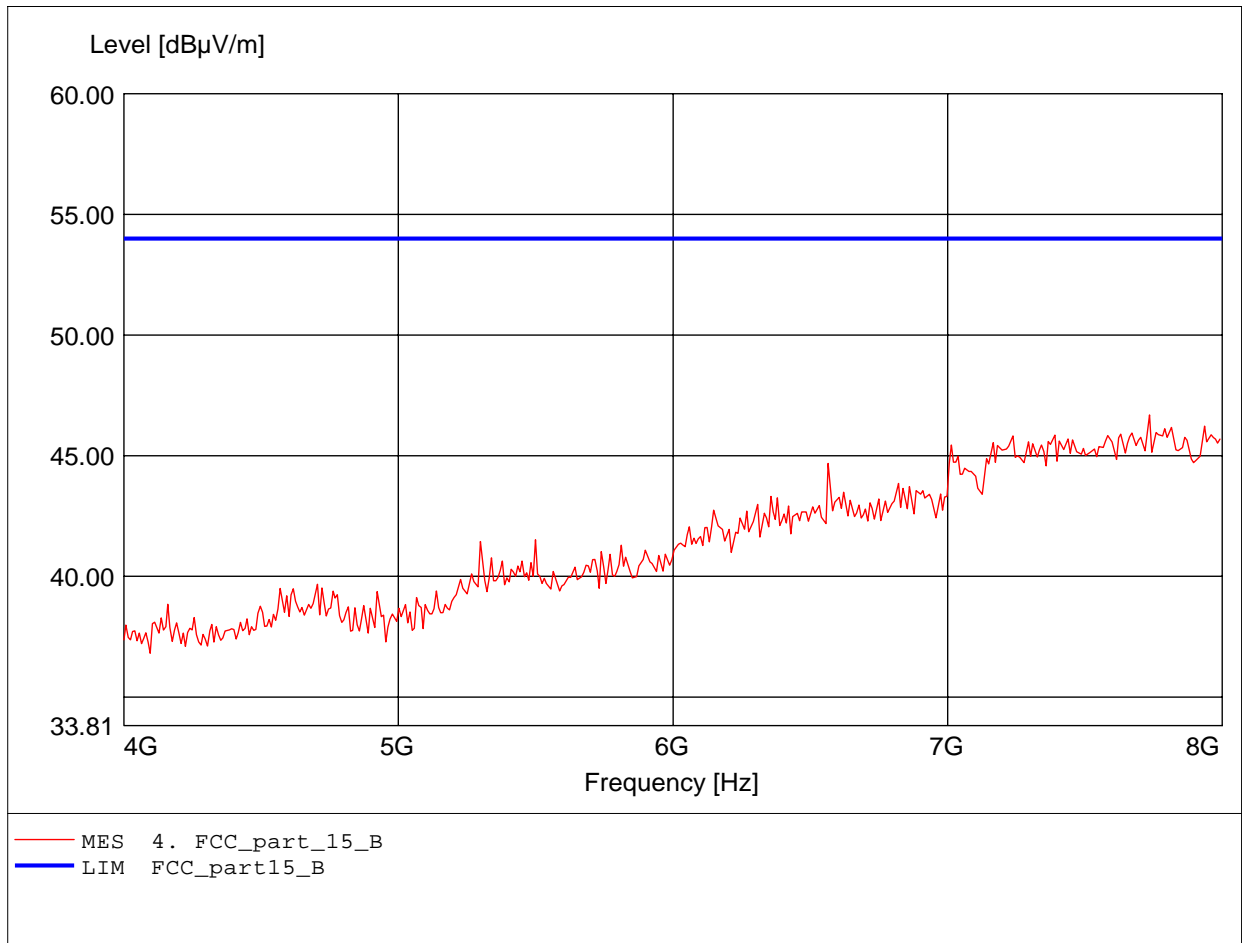
Order Number: W6M20703-7955 802.11b ch11  
Test Site / Operator: ETS / Derek  
Temperature: Temp.: 23.9°C  
Comment 1: according to subpart B / LP 0002  
Ant.: HL25, ampl.  
Freq:7.984GHz Emax:46.26dBμV/m RBW: 1 MHz



**Field Strength under normal conditions**

**FCC RULES PART 15, SUBPART B / LP 0002**

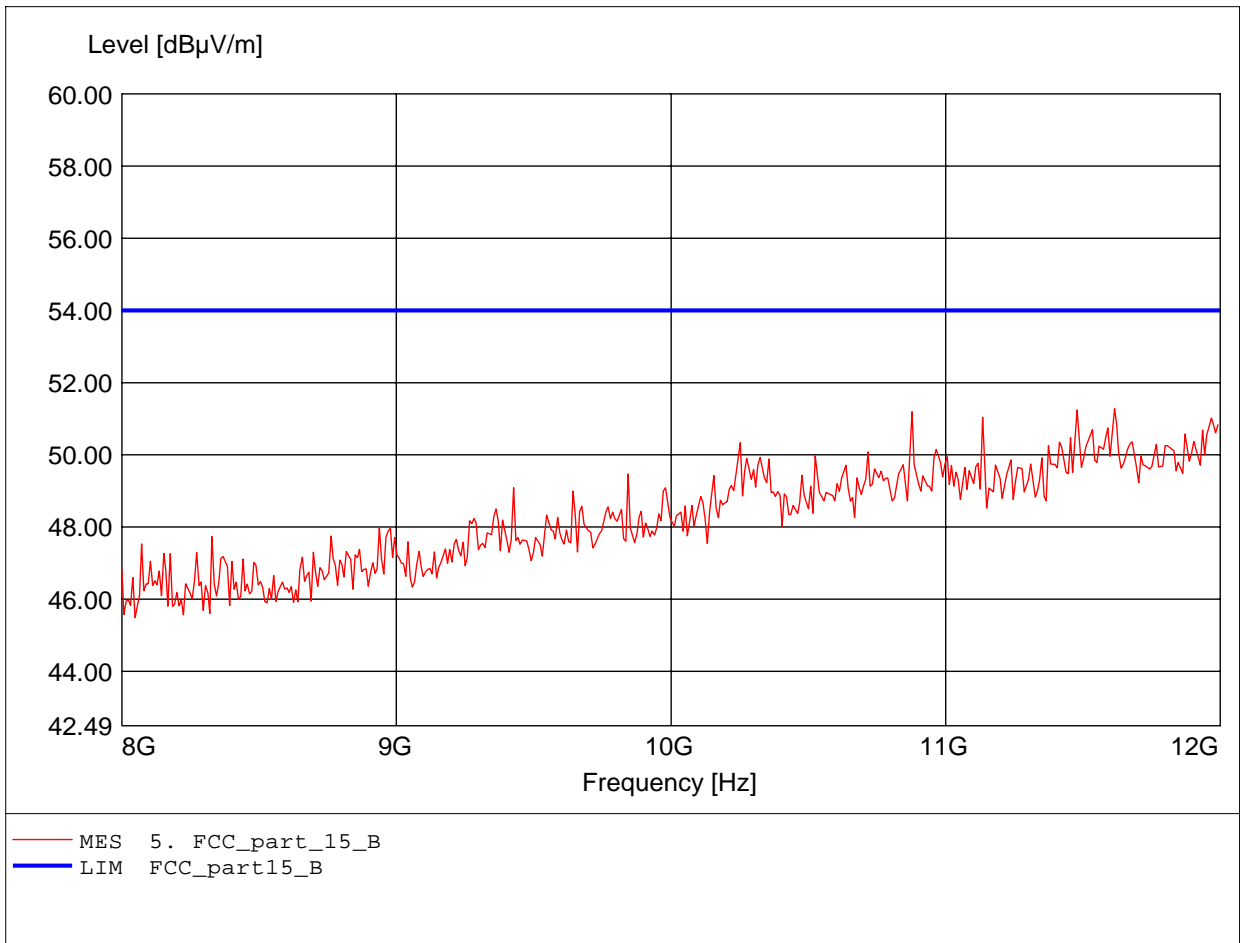
Order Number: W6M20703-7955 802.11b ch11  
Test Site / Operator: ETS / Derek  
Temperature: Temp.: 23.9°C  
Comment 1: according to subpart B / LP 0002  
Ant.: HL25, ampl.  
Freq:7.735GHz Emax:46.68dBμV/m RBW: 1 MHz



**Field Strength under normal conditions**

**FCC RULES PART 15, SUBPART B / LP 0002**

Order Number: W6M20703-7955 802.11b ch11  
Test Site / Operator: ETS / Derek  
Temperature: Temp.: 23.9°C  
Comment 1: according to subpart B / LP 0002  
Ant.: HL25, ampl.  
Freq:11.615GHz Emax:51.28dBµV/m RBW: 1 MHz

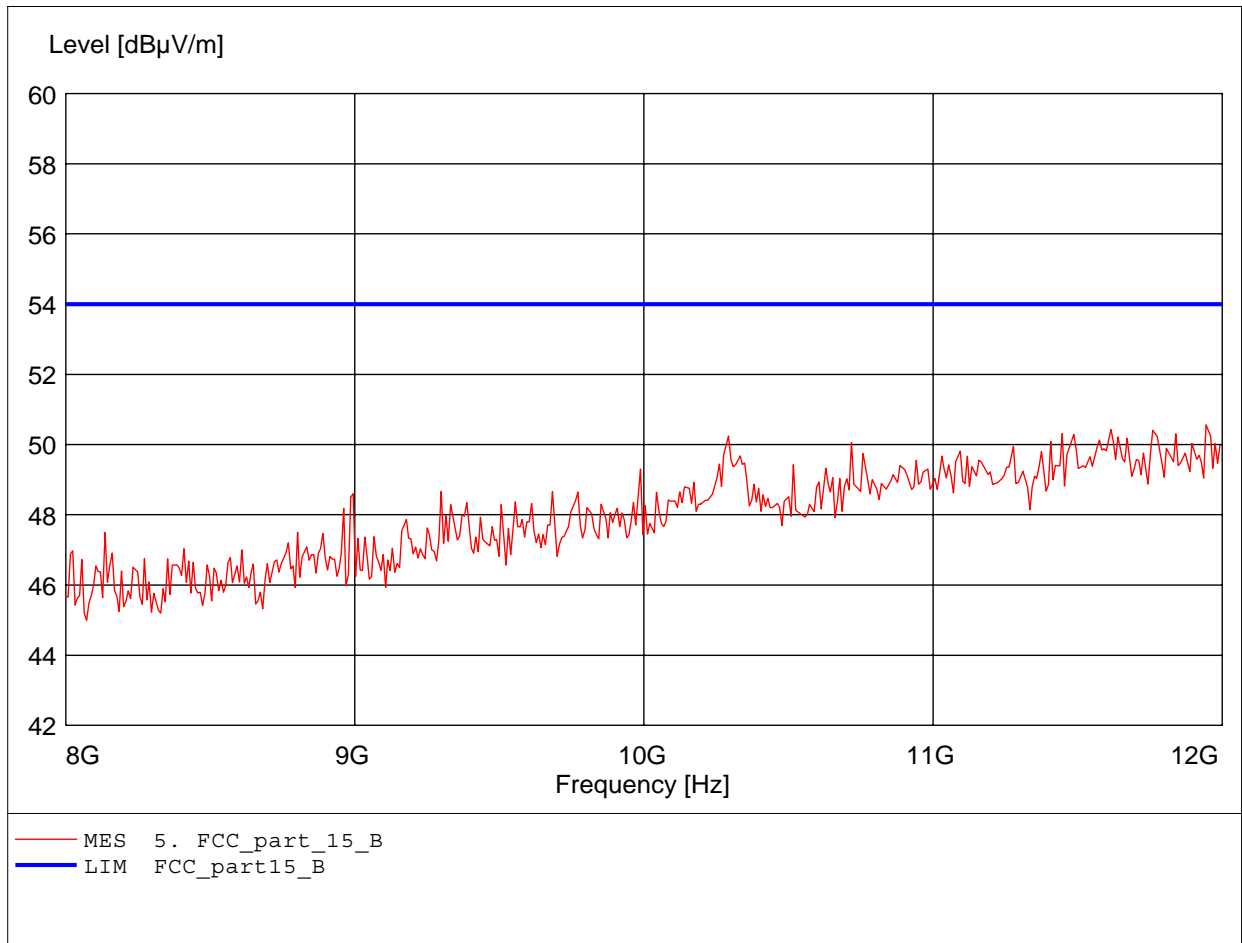




**Field Strength under normal conditions**

**FCC RULES PART 15, SUBPART B / LP 0002**

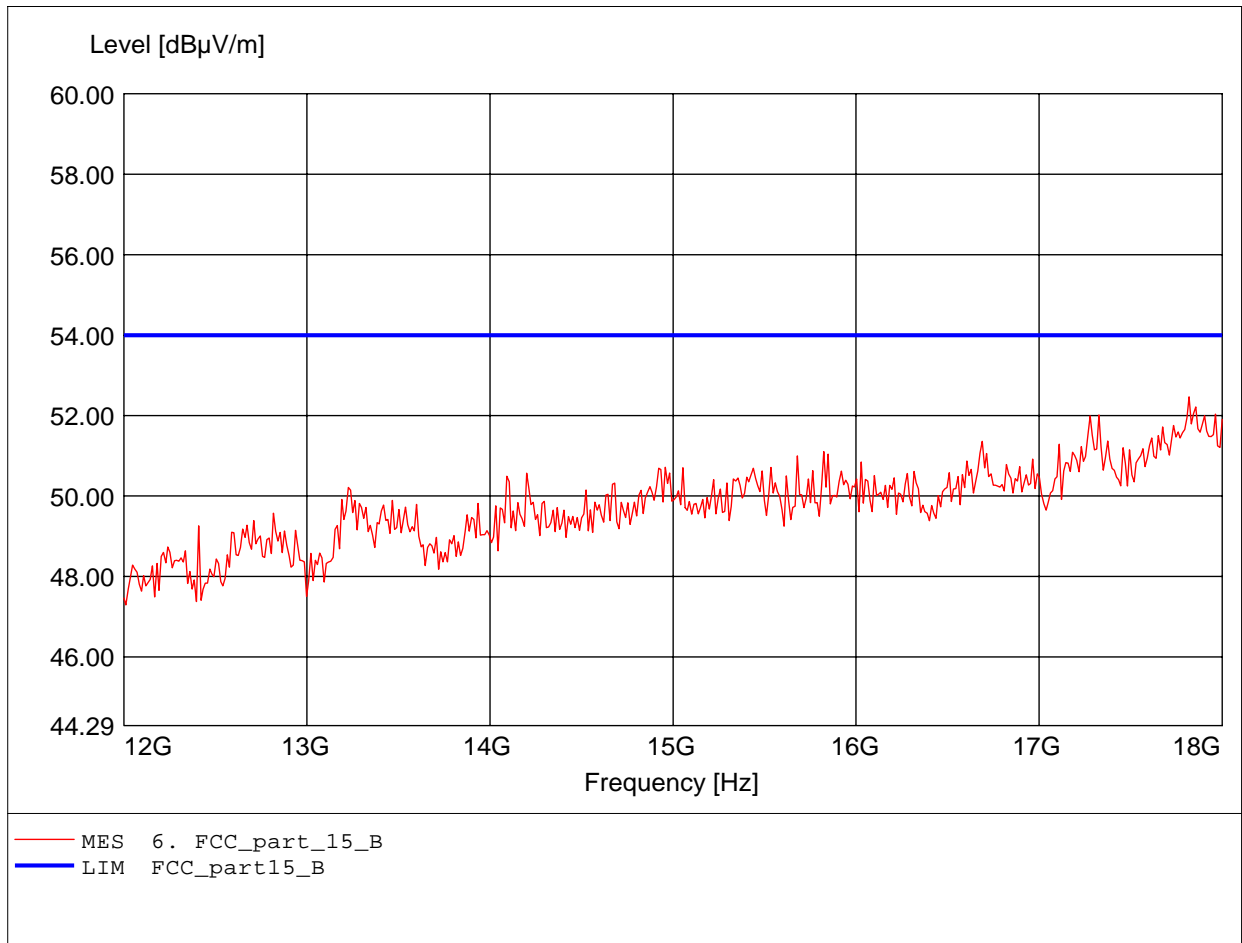
Order Number: W6M20703-7955 802.11b ch11  
Test Site / Operator: ETS / Derek  
Temperature: Temp.: 23.9°C  
Comment 1: according to subpart B / LP 0002  
Ant.: HL25, ampl.  
Freq:11.944GHz Emax:50.57dBμV/m RBW: 1 MHz



**Field Strength under normal conditions**

**FCC RULES PART 15, SUBPART B / LP 0002**

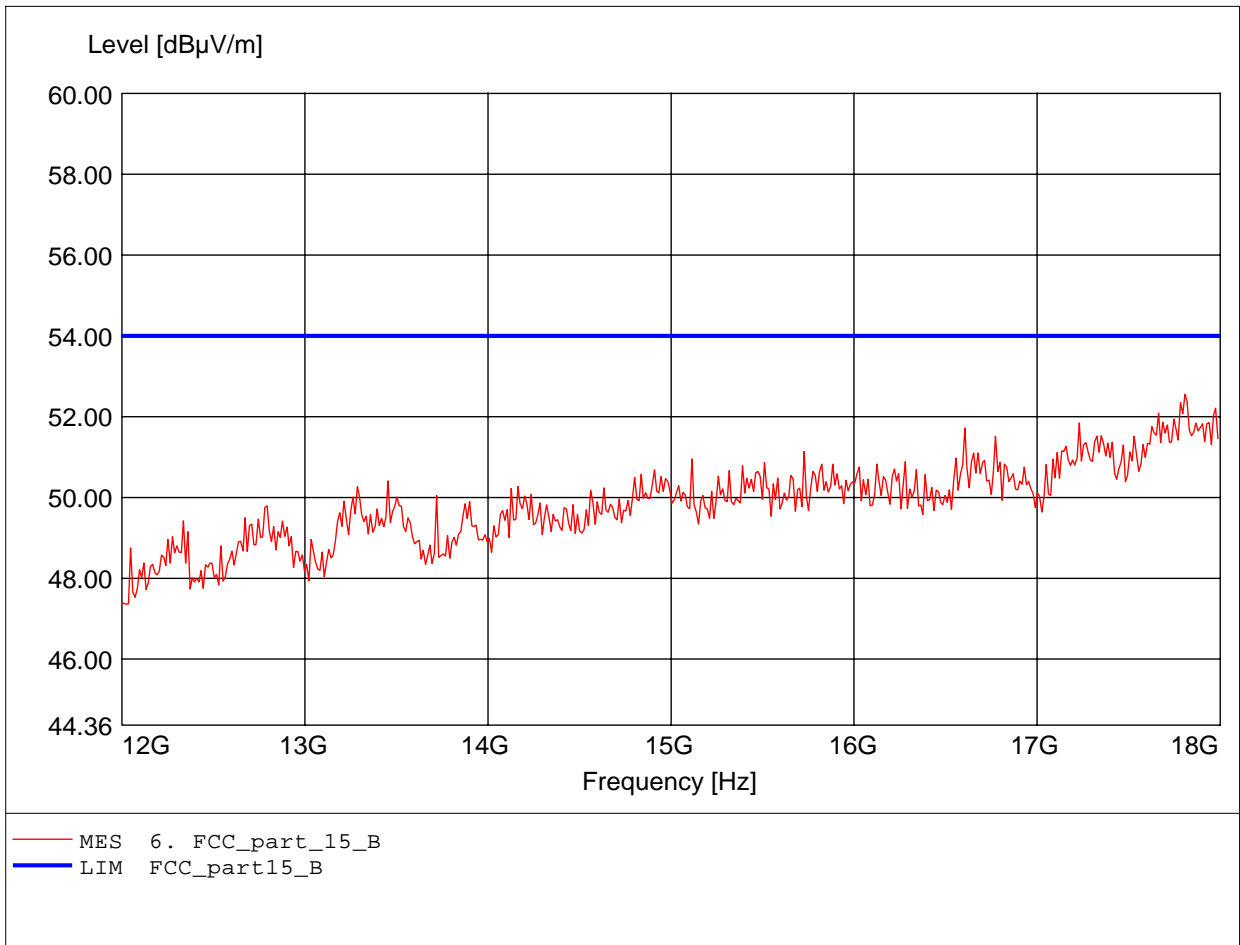
Order Number: W6M20703-7955 802.11b ch11  
Test Site / Operator: ETS / Derek  
Temperature: Temp.: 23.9°C  
Comment 1: according to subpart B / LP 0002  
Ant.: HL25, ampl.  
Freq:17.820GHz Emax:52.47dBμV/m RBW: 1 MHz



**Field Strength under normal conditions**

**FCC RULES PART 15, SUBPART B / LP 0002**

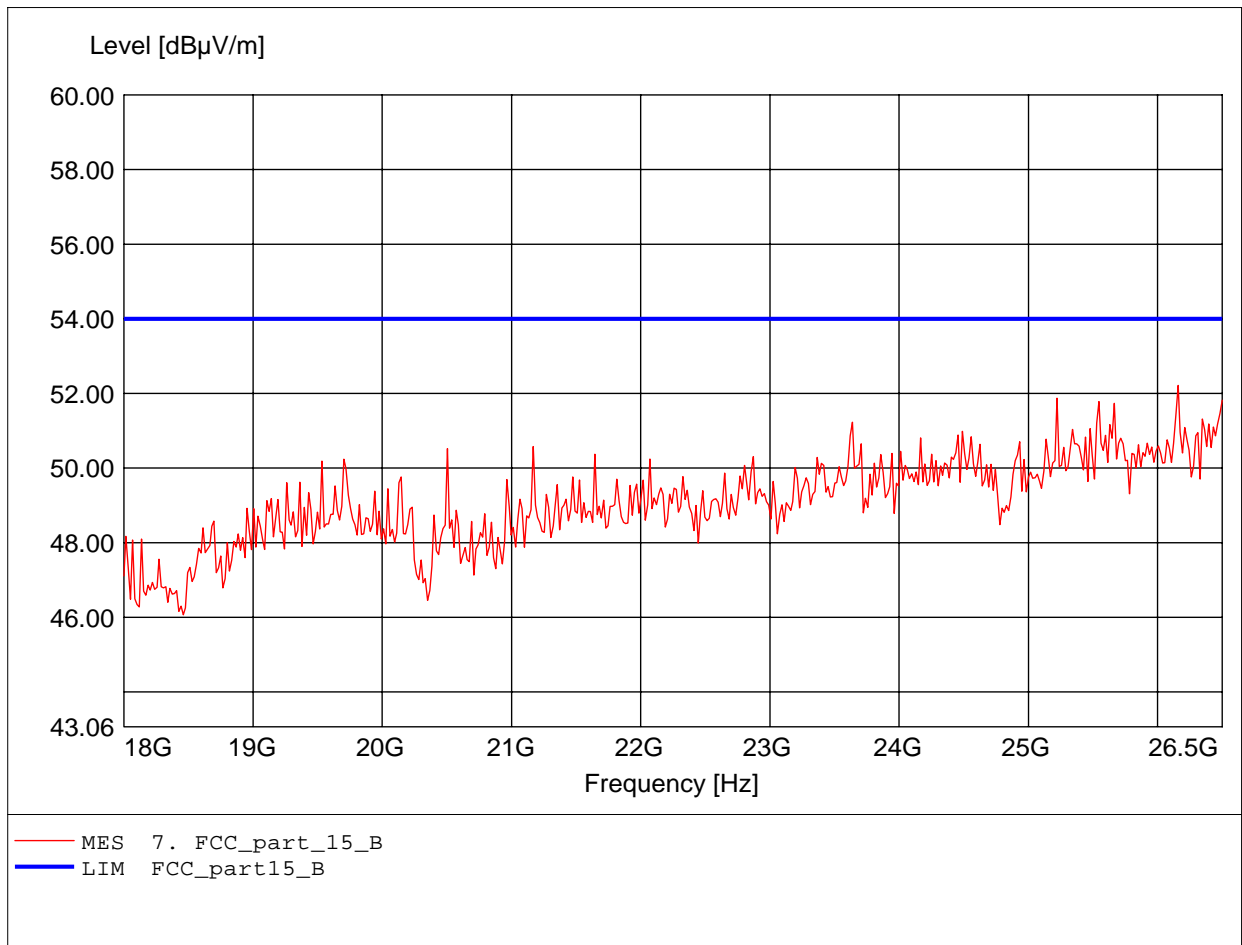
Order Number: W6M20703-7955 802.11b ch11  
Test Site / Operator: ETS / Derek  
Temperature: Temp.: 23.9°C  
Comment 1: according to subpart B / LP 0002  
Ant.: HL25, ampl.  
Freq:17.808GHz Emax:52.55dBμV/m RBW: 1 MHz



**Field Strength under normal conditions**

**FCC RULES PART 15, SUBPART B / LP 0002**

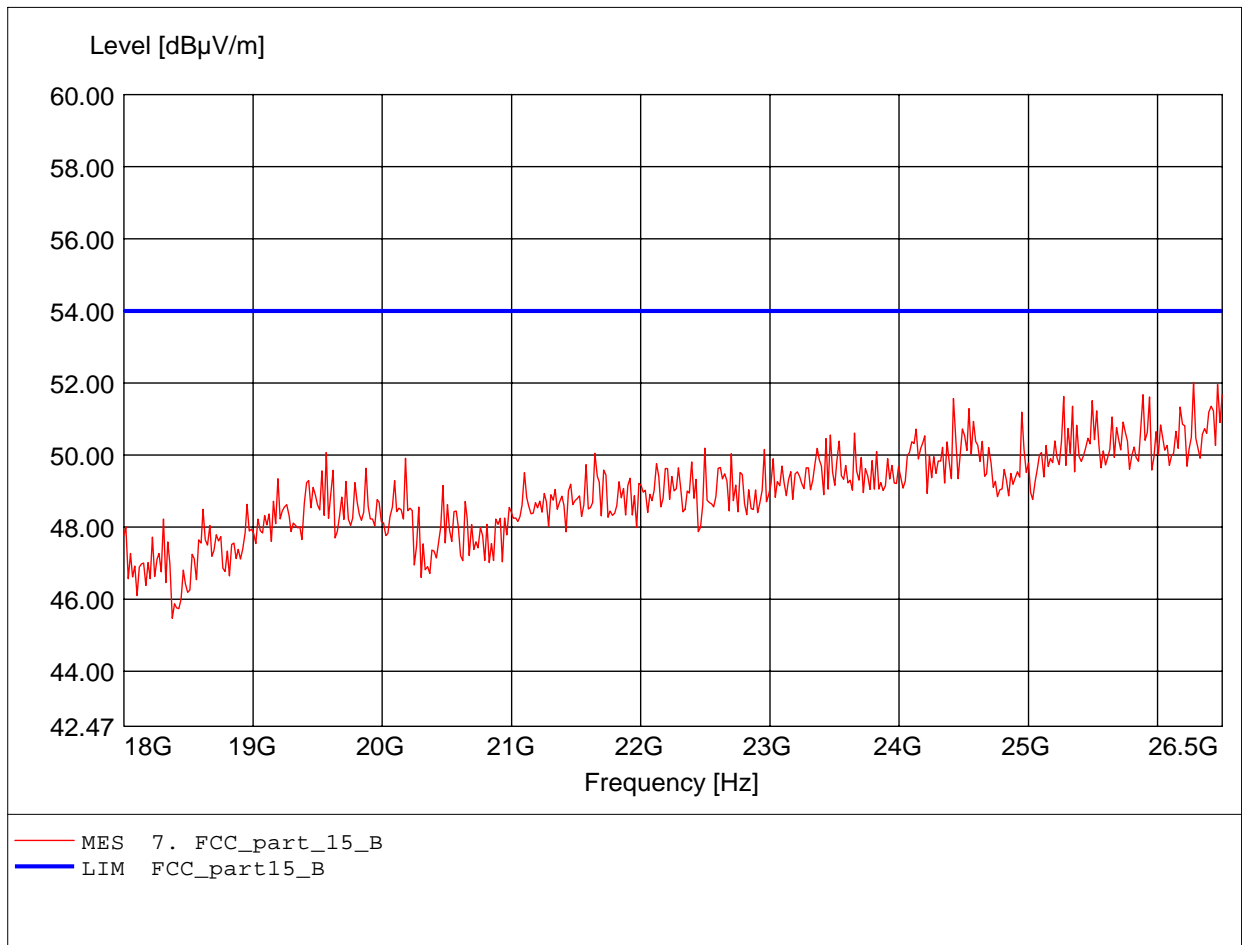
Order Number: W6M20703-7955 802.11b ch11  
Test Site / Operator: ETS / Derek  
Temperature: Temp.: 23.9°C  
Comment 1: according to subpart B / LP 0002  
Ant.: HL025, ampl. Freq: 26.159GHz  
Emax: 52.22dBμV/m RBW: 1 MHz



**Field Strength under normal conditions**

**FCC RULES PART 15, SUBPART B / LP 0002**

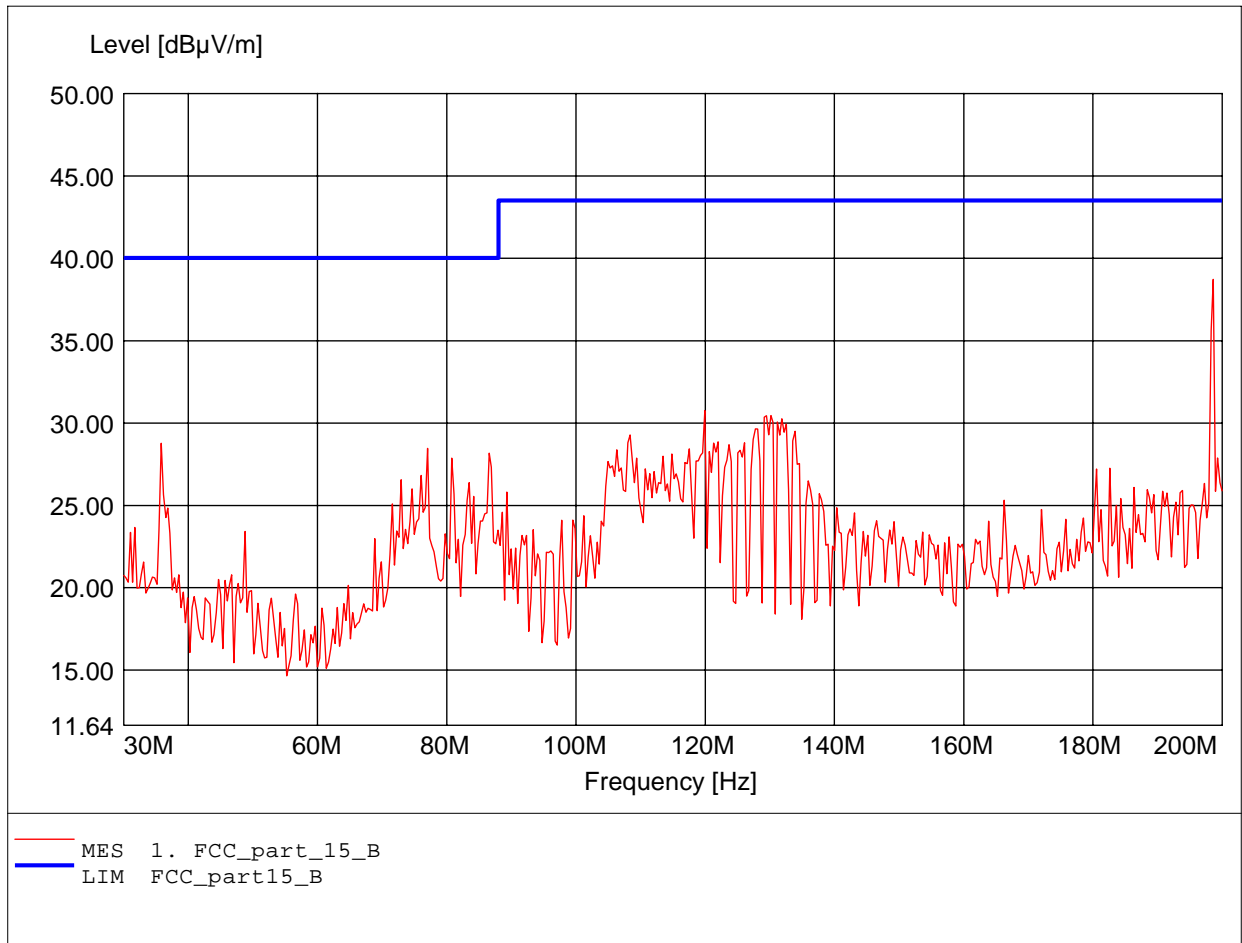
Order Number: W6M20703-7955 802.11b ch11  
Test Site / Operator: ETS / Derek  
Temperature: Temp.: 23.9°C  
Comment 1: according to subpart B / LP 0002  
Ant.: HL025, ampl. Freq: 26.279GHz  
E<sub>max</sub>: 52.01dBμV/m RBW: 1 MHz



**Field Strength under normal conditions**

**FCC RULES PART 15, SUBPART B / LP 0002**

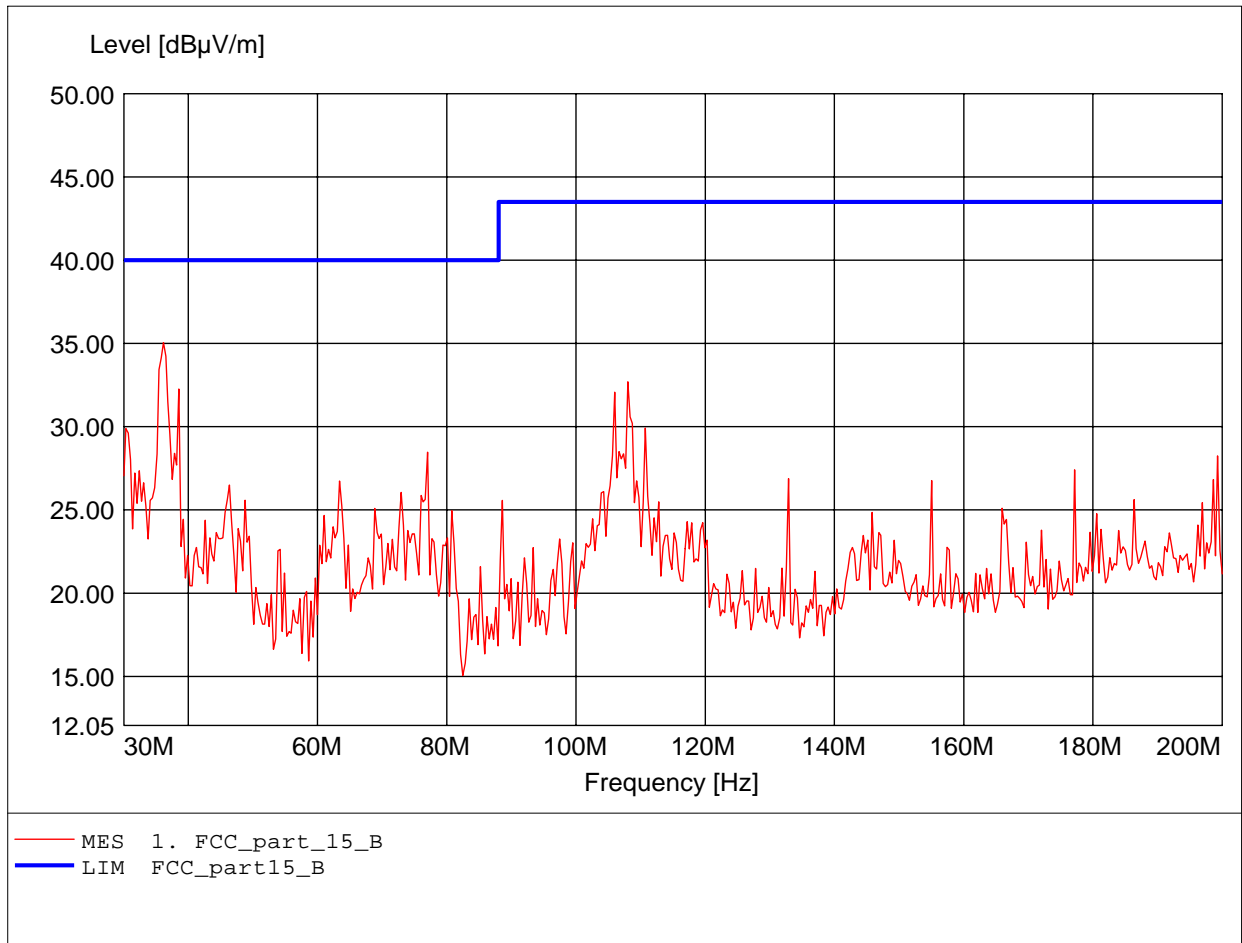
Order Number: W6M20703-7955 802.11g ch1  
Test Site / Operator: ETS / Derek  
Temperature: Temp.: 23.9°C  
Comment 1: according to subpart B / LP 0002  
Ant.: HK 116  
Freq:198.637MHz Emax:38.72dBµV/m RBW: 100 kHz



**Field Strength under normal conditions**

**FCC RULES PART 15, SUBPART B / LP 0002**

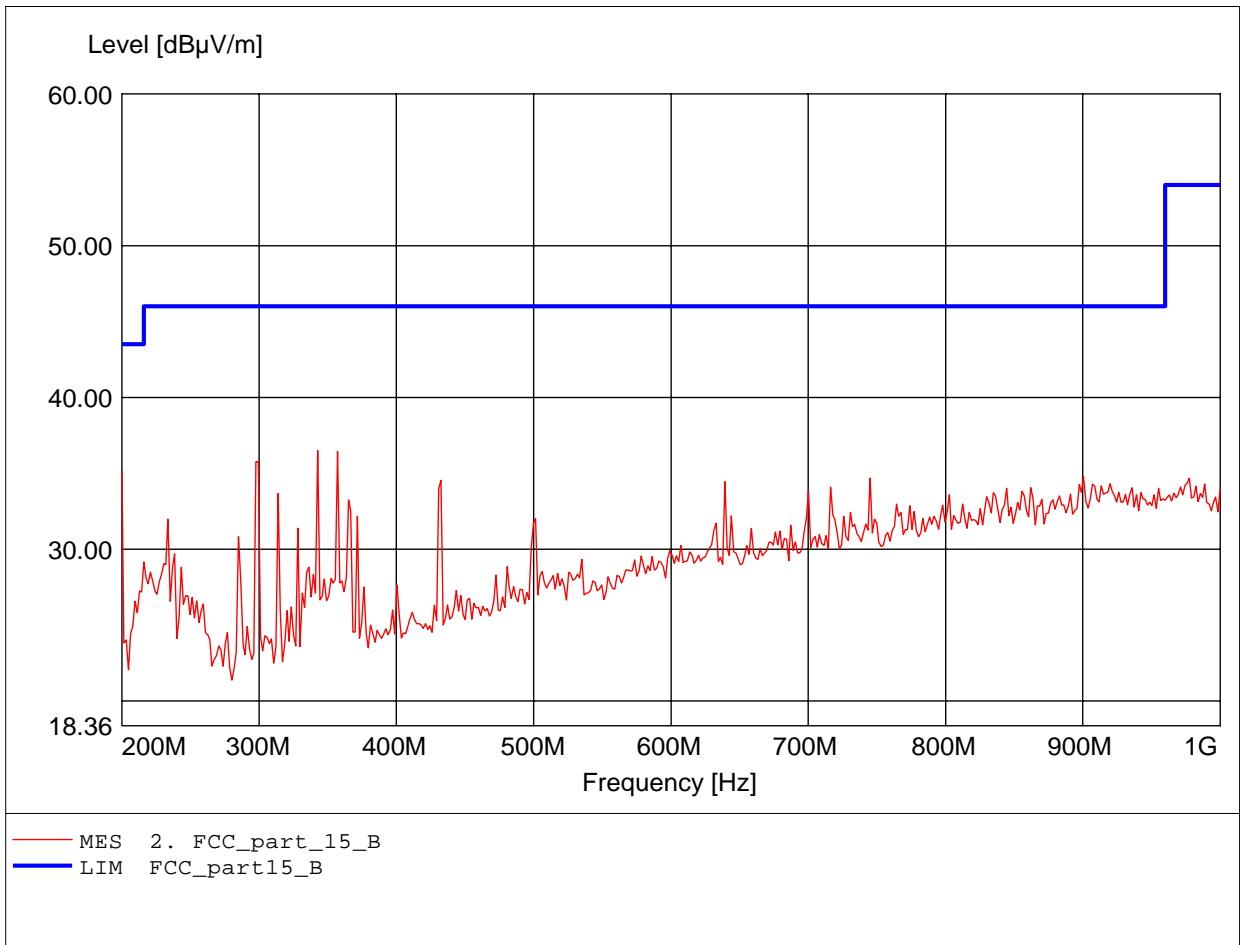
Order Number: W6M20703-7955 802.11g chl  
Test Site / Operator: ETS / Derek  
Temperature: Temp.: 23.9°C  
Comment 1: according to subpart B / LP 0002  
Ant.: HK 116  
Freq:36.132MHz Emax:35.05dBµV/m RBW: 100 kHz



**Field Strength under normal conditions**

**FCC RULES PART 15, SUBPART B / LP 0002**

Order Number: W6M20703-7955 802.11g ch1  
Test Site / Operator: ETS / Derek  
Temperature: Temp.: 23.9°C  
Comment 1: according to subpart B / LP 0002  
Ant.: HL 223, ampl.  
Freq:342.685MHz Emax:36.49dBμV/m RBW: 100 kHz

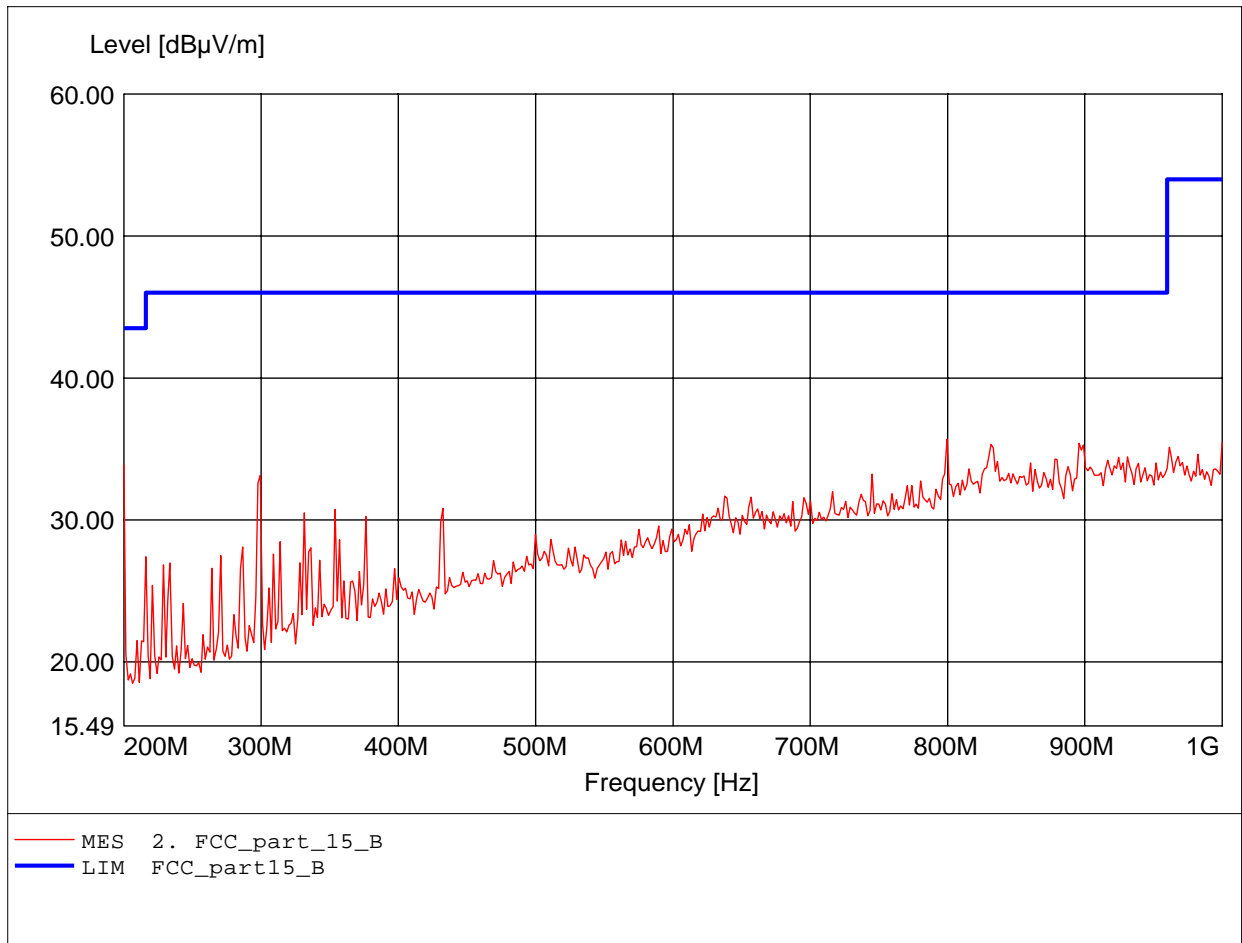




**Field Strength under normal conditions**

**FCC RULES PART 15, SUBPART B / LP 0002**

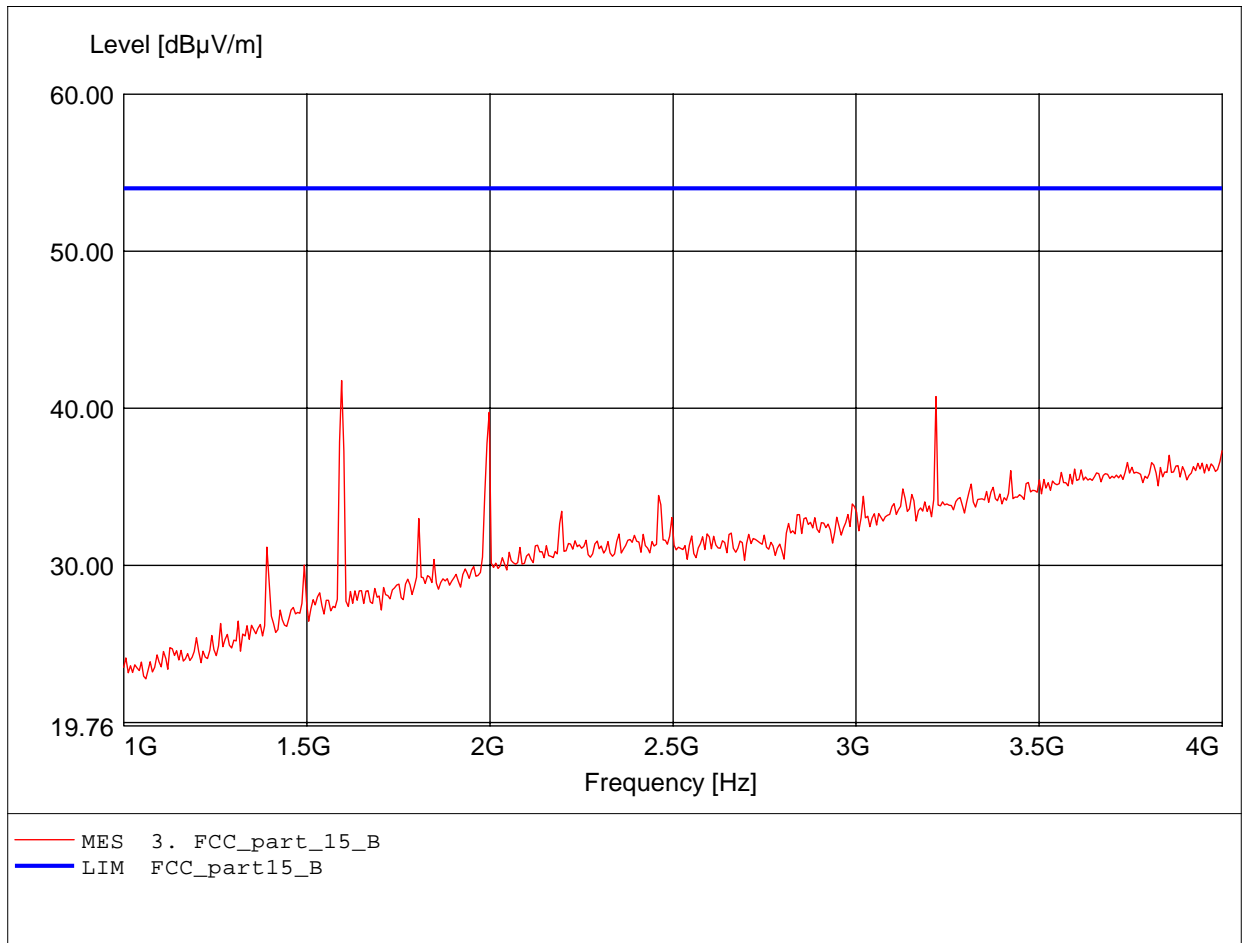
Order Number: W6M20703-7955 802.11g ch1  
Test Site / Operator: ETS / Derek  
Temperature: Temp.: 23.9°C  
Comment 1: according to subpart B / LP 0002  
Ant.: HL 223, ampl.  
Freq: 799.599MHz Emax: 35.69dBμV/m RBW: 100 kHz



**Field Strength under normal conditions**

**FCC RULES PART 15, SUBPART B / LP 0002**

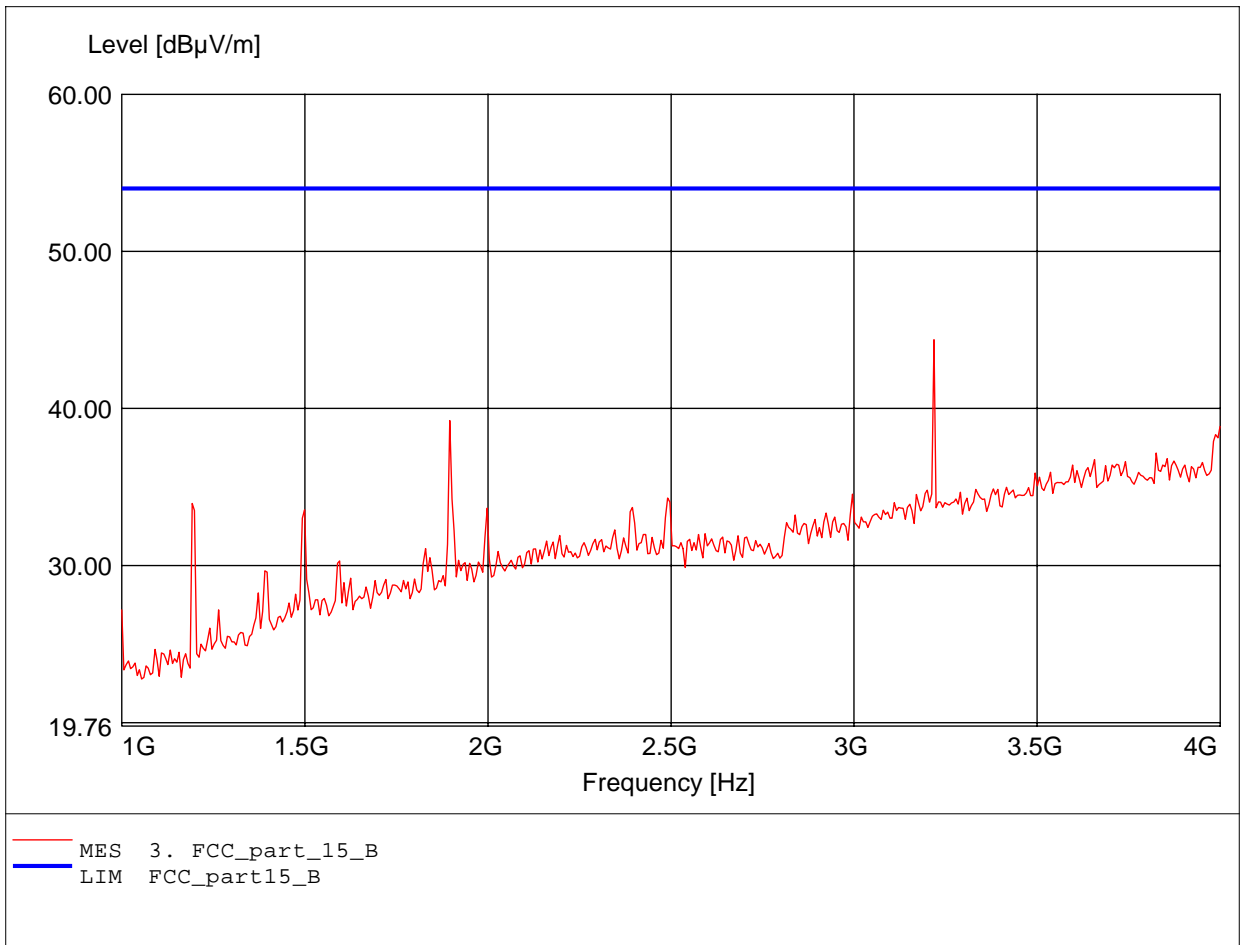
Order Number: W6M20703-7955 802.11g ch1  
Test Site / Operator: ETS / Derek  
Temperature: Temp.: 23.9°C  
Comment 1: according to subpart B / LP 0002  
Ant.: HL25, ampl.  
Freq:1.595GHz Emax:41.76dBμV/m RBW: 1 MHz



**Field Strength under normal conditions**

**FCC RULES PART 15, SUBPART B / LP 0002**

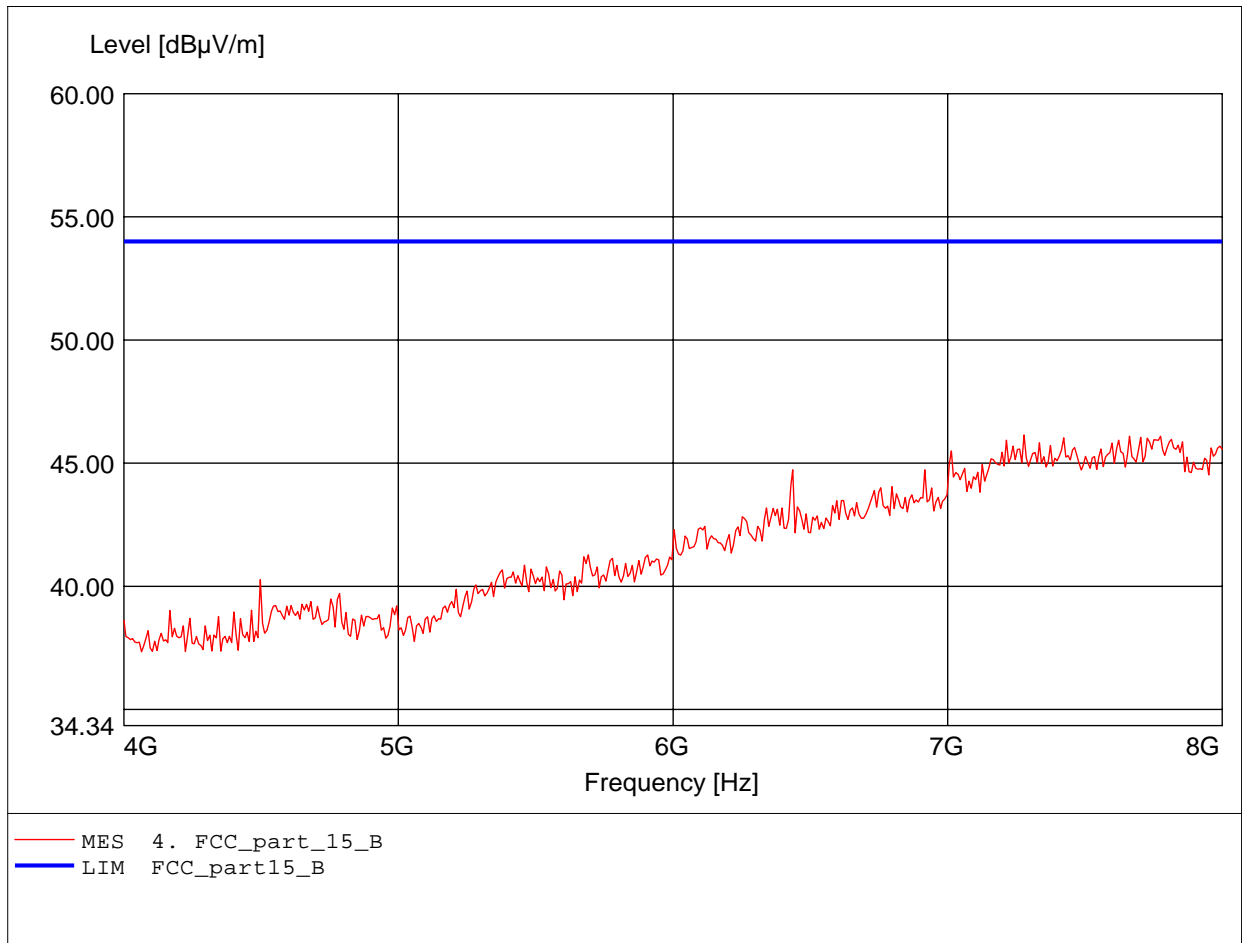
Order Number: W6M20703-7955 802.11g ch1  
Test Site / Operator: ETS / Derek  
Temperature: Temp.: 23.9°C  
Comment 1: according to subpart B / LP 0002  
Ant.: HL25, ampl.  
Freq:3.218GHz Emax:44.37dBμV/m RBW: 1 MHz



**Field Strength under normal conditions**

**FCC RULES PART 15, SUBPART B / LP 0002**

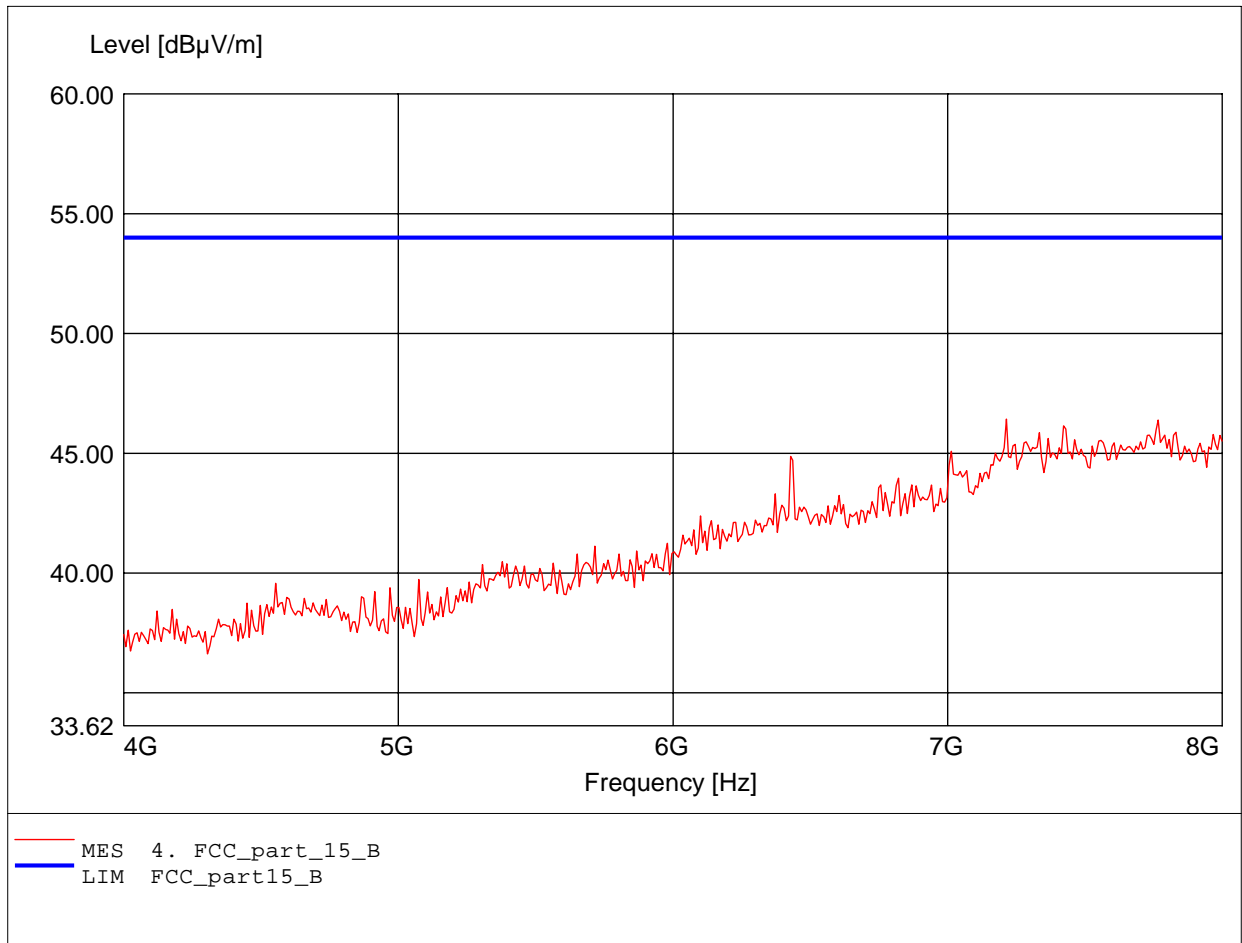
Order Number: W6M20703-7955 802.11g ch1  
Test Site / Operator: ETS / Derek  
Temperature: Temp.: 23.9°C  
Comment 1: according to subpart B / LP 0002  
Ant.: HL25, ampl.  
Freq:7.279GHz Emax:46.15dBμV/m RBW: 1 MHz



**Field Strength under normal conditions**

**FCC RULES PART 15, SUBPART B / LP 0002**

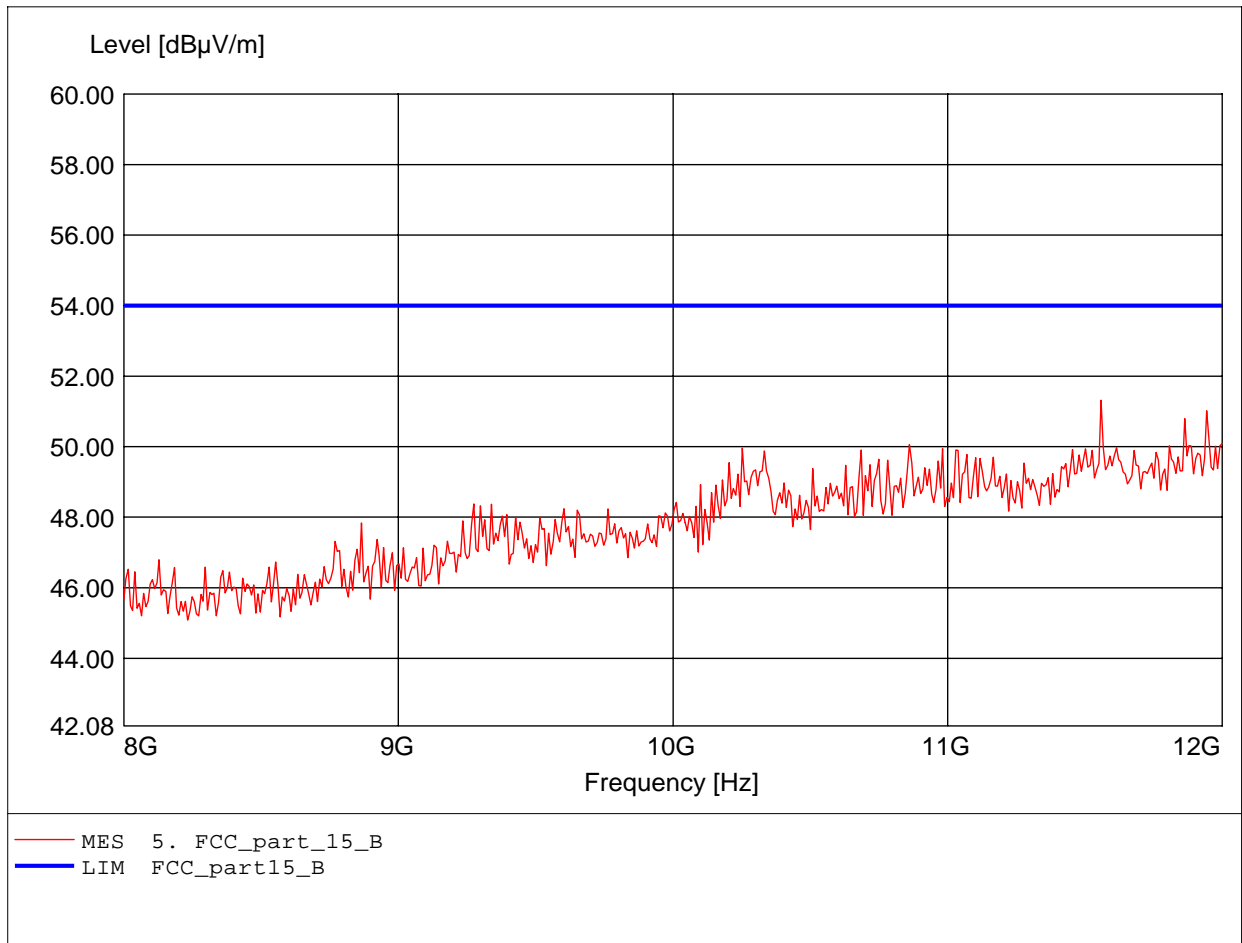
Order Number: W6M20703-7955 802.11g ch1  
Test Site / Operator: ETS / Derek  
Temperature: Temp.: 23.9°C  
Comment 1: according to subpart B / LP 0002  
Ant.: HL25, ampl.  
Freq:7.214GHz Emax:46.42dBμV/m RBW: 1 MHz



**Field Strength under normal conditions**

**FCC RULES PART 15, SUBPART B / LP 0002**

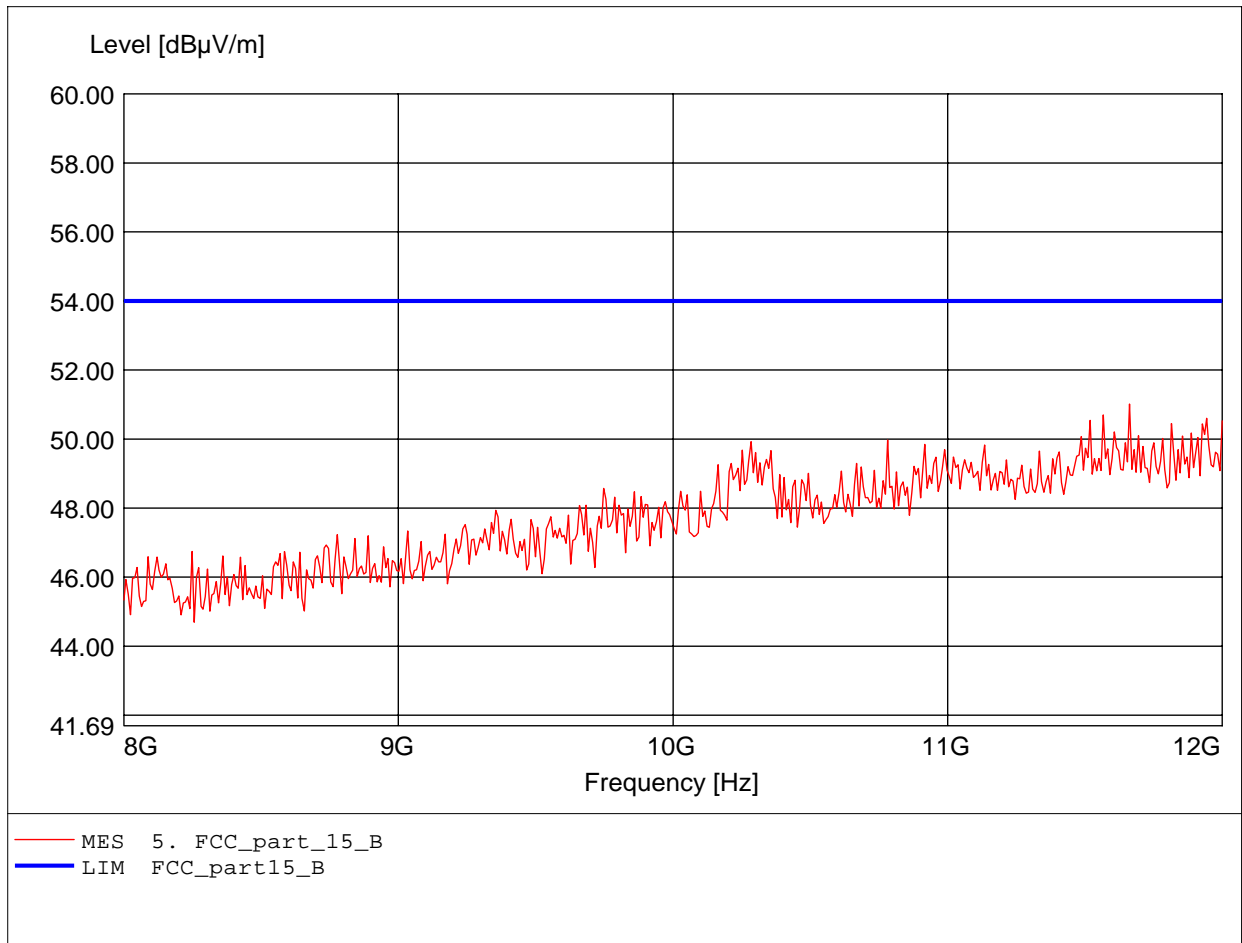
Order Number: W6M20703-7955 802.11g ch1  
Test Site / Operator: ETS / Derek  
Temperature: Temp.: 23.9°C  
Comment 1: according to subpart B / LP 0002  
Ant.: HL25, ampl.  
Freq:11.559GHz Emax:51.32dBµV/m RBW: 1 MHz



**Field Strength under normal conditions**

**FCC RULES PART 15, SUBPART B / LP 0002**

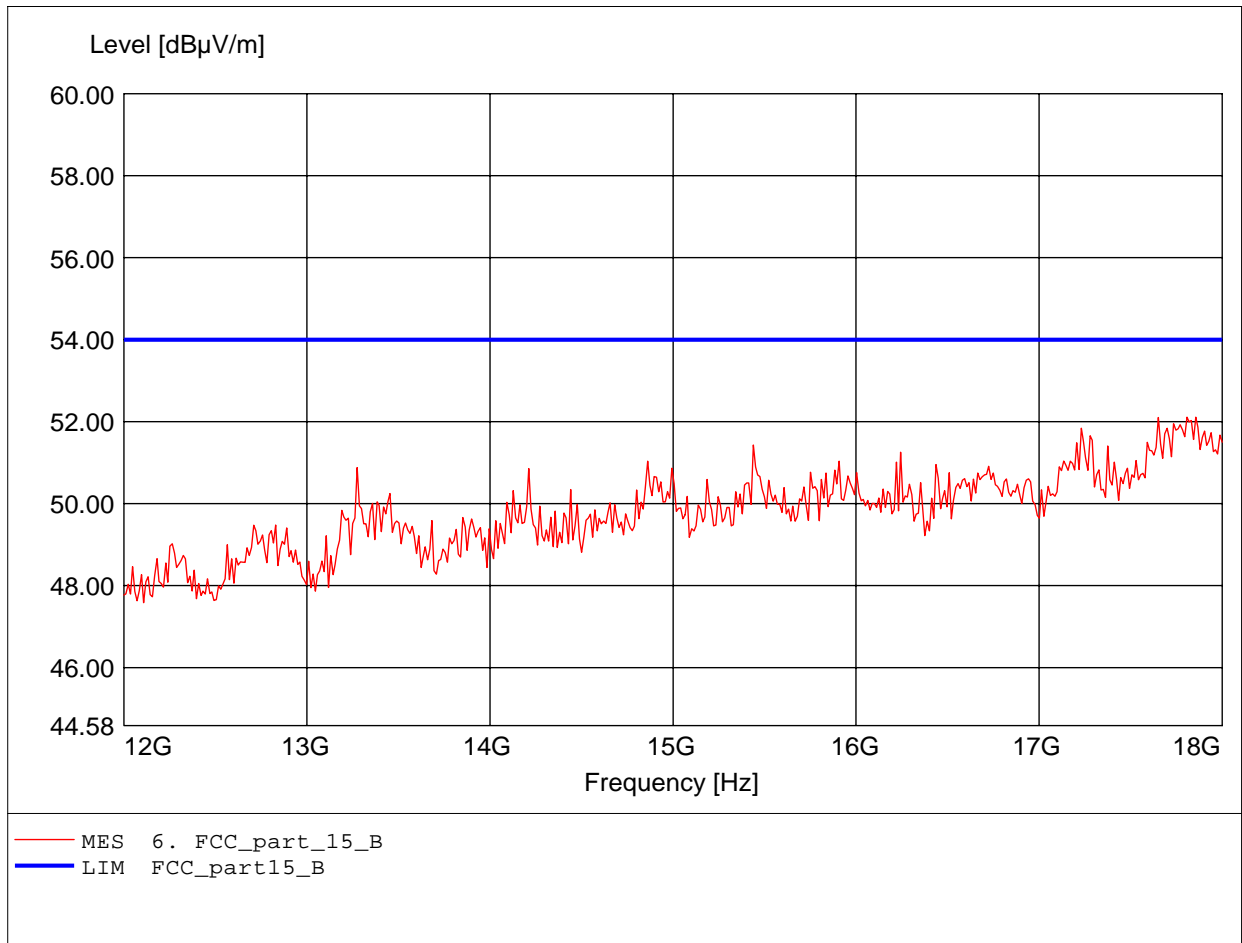
Order Number: W6M20703-7955 802.11g ch1  
Test Site / Operator: ETS / Derek  
Temperature: Temp.: 23.9°C  
Comment 1: according to subpart B / LP 0002  
Ant.: HL25, ampl.  
Freq:11.663GHz Emax:51.01dBµV/m RBW: 1 MHz



**Field Strength under normal conditions**

**FCC RULES PART 15, SUBPART B / LP 0002**

Order Number: W6M20703-7955 802.11g ch1  
Test Site / Operator: ETS / Derek  
Temperature: Temp.: 23.9°C  
Comment 1: according to subpart B / LP 0002  
Ant.: HL25, ampl.  
Freq:17.808GHz Emax:52.11dBµV/m RBW: 1 MHz

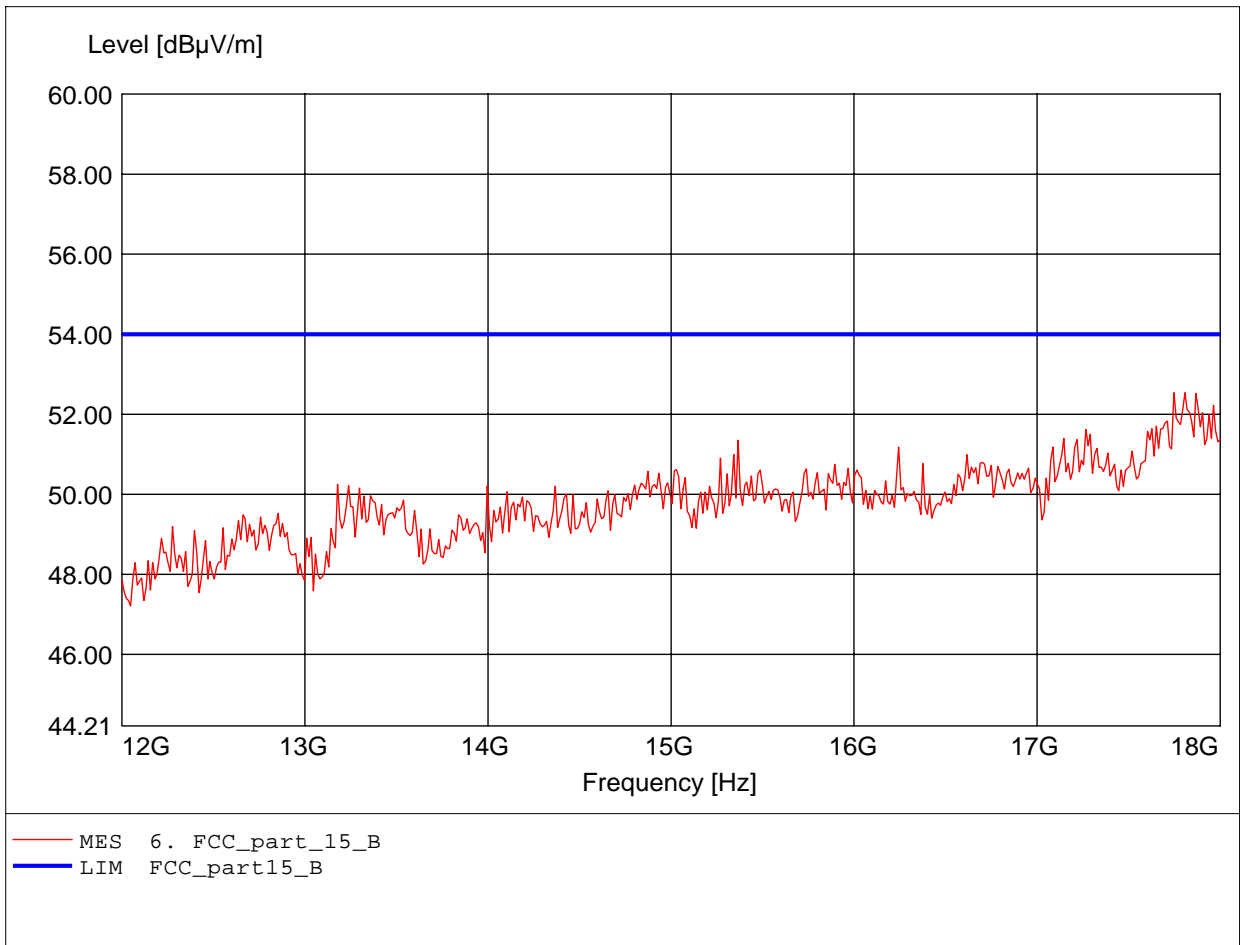




**Field Strength under normal conditions**

**FCC RULES PART 15, SUBPART B / LP 0002**

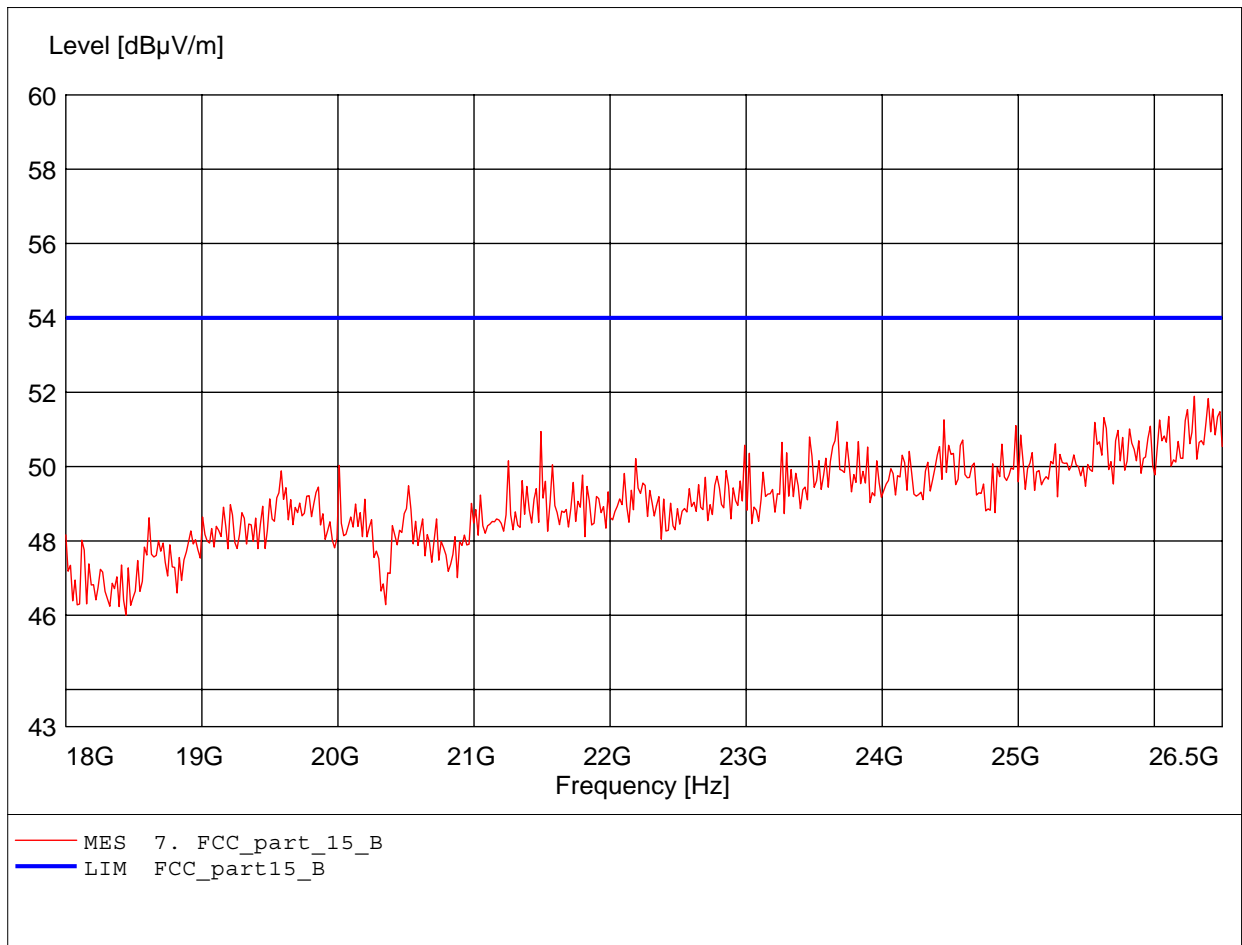
Order Number: W6M20703-7955 802.11g chl  
Test Site / Operator: ETS / Derek  
Temperature: Temp.: 23.9°C  
Comment 1: according to subpart B / LP 0002  
Ant.: HL25, ampl.  
Freq:17.747GHz Emax:52.54dBμV/m RBW: 1 MHz



**Field Strength under normal conditions**

**FCC RULES PART 15, SUBPART B / LP 0002**

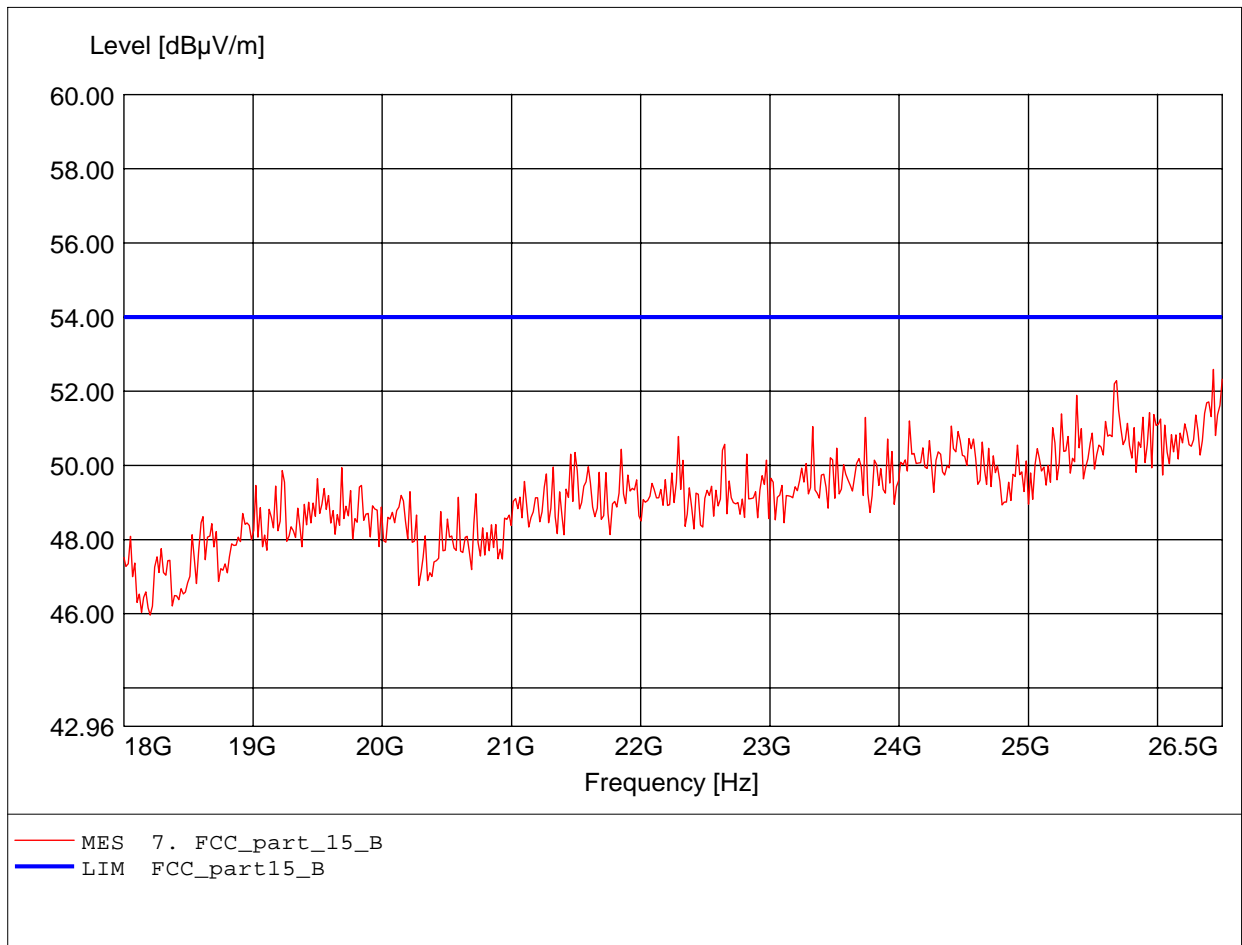
Order Number: W6M20703-7955 802.11g ch1  
Test Site / Operator: ETS / Derek  
Temperature: Temp.: 23.9°C  
Comment 1: according to subpart B / LP 0002  
Ant.: HL025, ampl. Freq: 26.296GHz  
E<sub>max</sub>: 51.89dBμV/m RBW: 1 MHz



**Field Strength under normal conditions**

**FCC RULES PART 15, SUBPART B / LP 0002**

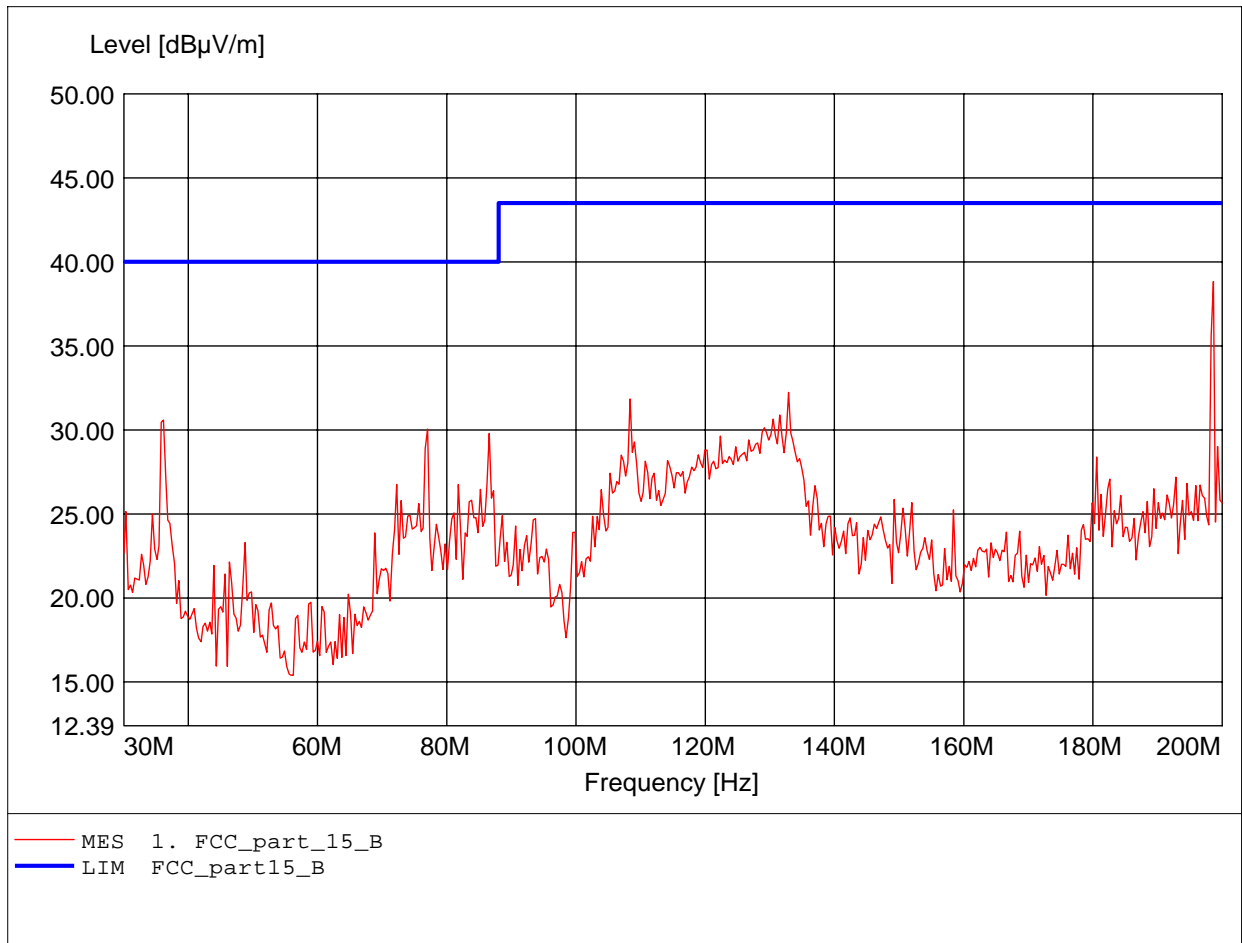
Order Number: W6M20703-7955 802.11g chl  
Test Site / Operator: ETS / Derek  
Temperature: Temp.: 23.9°C  
Comment 1: according to subpart B / LP 0002  
Ant.: HL025, ampl. Freq: 26.432GHz  
E<sub>max</sub>: 52.59dBμV/m RBW: 1 MHz



**Field Strength under normal conditions**

**FCC RULES PART 15, SUBPART B / LP 0002**

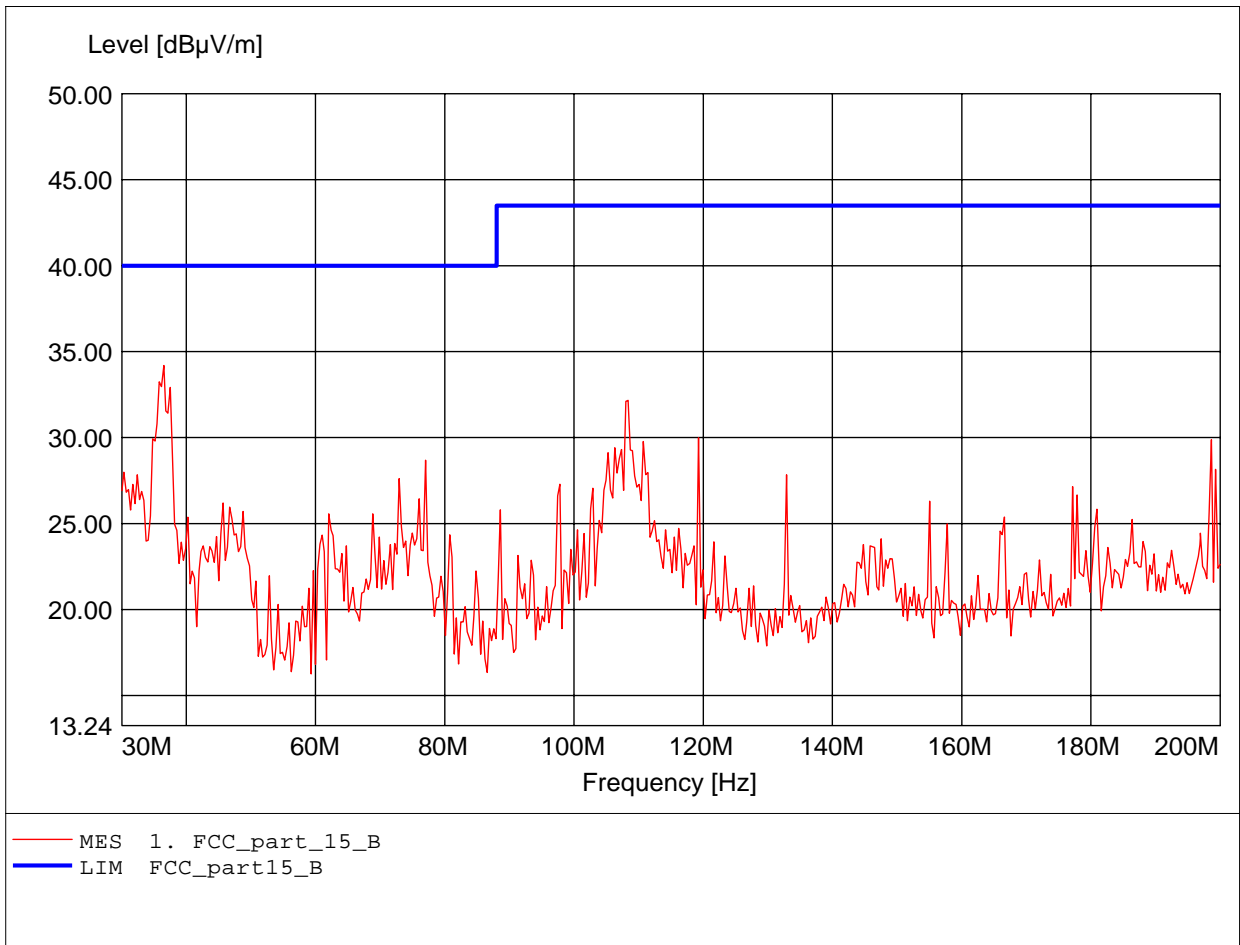
Order Number: W6M20703-7955 802.11g ch6  
Test Site / Operator: ETS / Derek  
Temperature: Temp.: 23.9°C  
Comment 1: according to subpart B / LP 0002  
Ant.: HK 116  
Freq:198.637MHz Emax:38.84dBµV/m RBW: 100 kHz



**Field Strength under normal conditions**

**FCC RULES PART 15, SUBPART B / LP 0002**

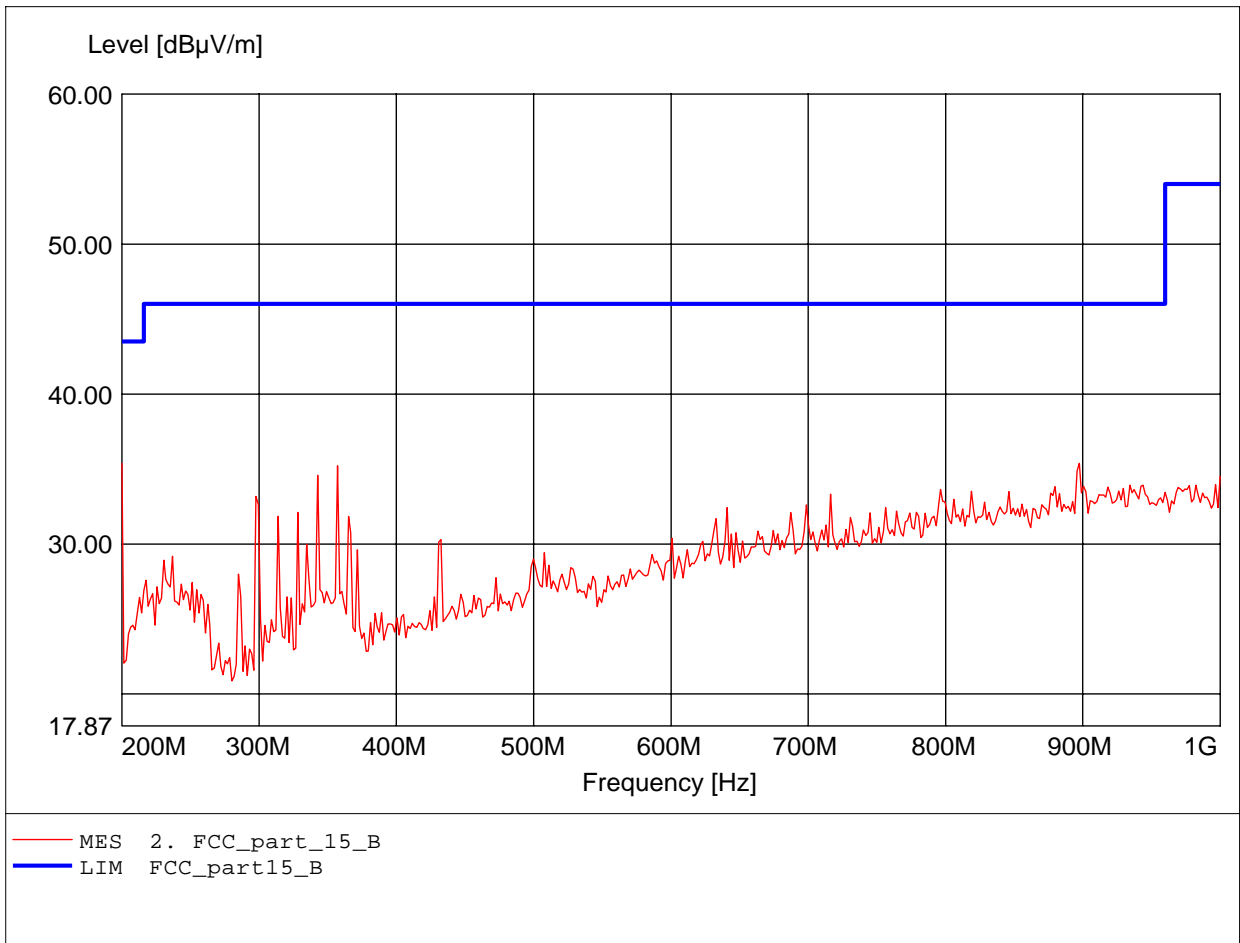
Order Number: W6M20703-7955 802.11g ch6  
Test Site / Operator: ETS / Derek  
Temperature: Temp.: 23.9°C  
Comment 1: according to subpart B / LP 0002  
Ant.: HK 116  
Freq:36.473MHz Emax:34.19dBµV/m RBW: 100 kHz



**Field Strength under normal conditions**

**FCC RULES PART 15, SUBPART B / LP 0002**

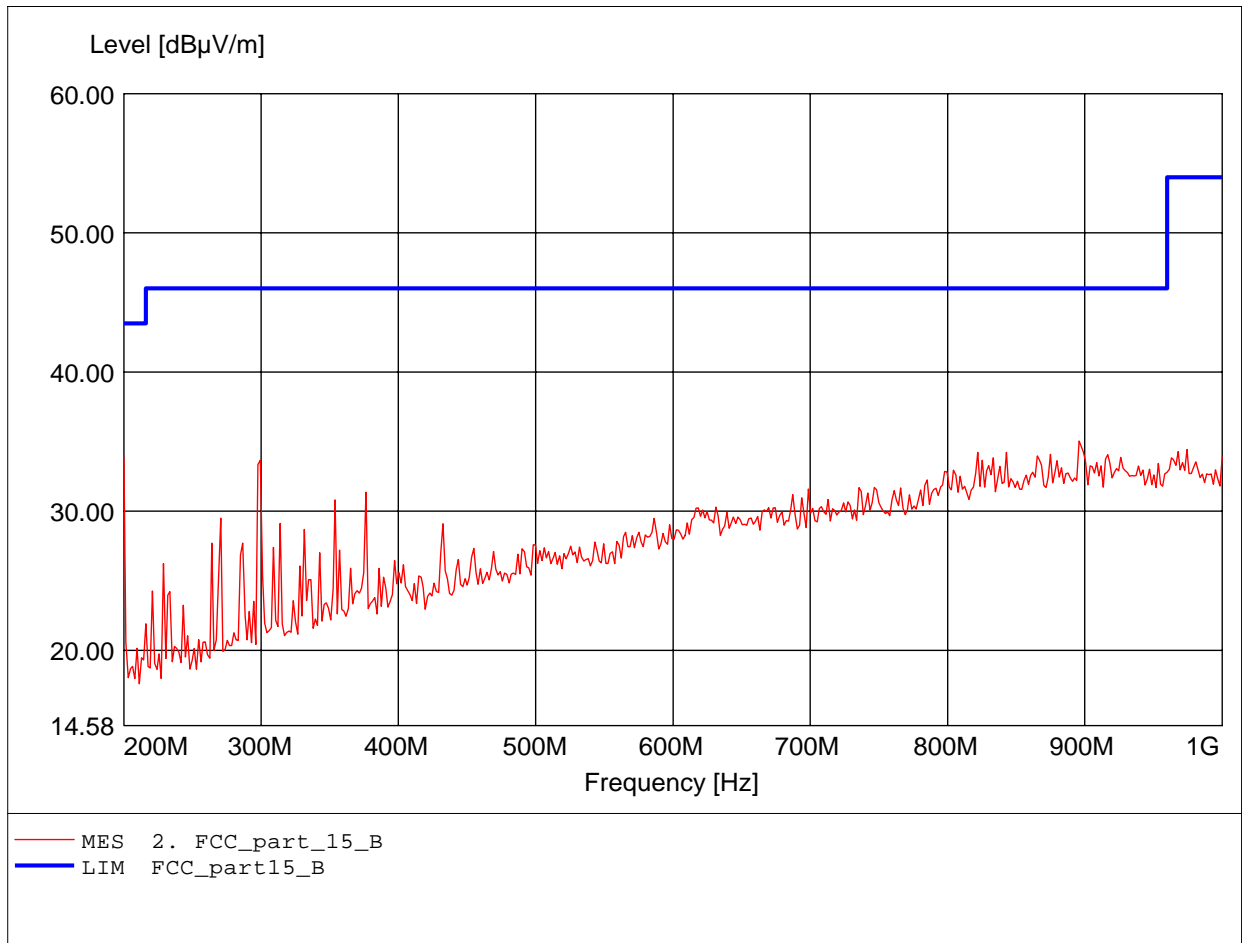
Order Number: W6M20703-7955 802.11g ch6  
Test Site / Operator: ETS / Derek  
Temperature: Temp.: 23.9°C  
Comment 1: according to subpart B / LP 0002  
Ant.: HL 223, ampl.  
Freq:897.395MHz Emax:35.39dBμV/m RBW: 100 kHz



**Field Strength under normal conditions**

**FCC RULES PART 15, SUBPART B / LP 0002**

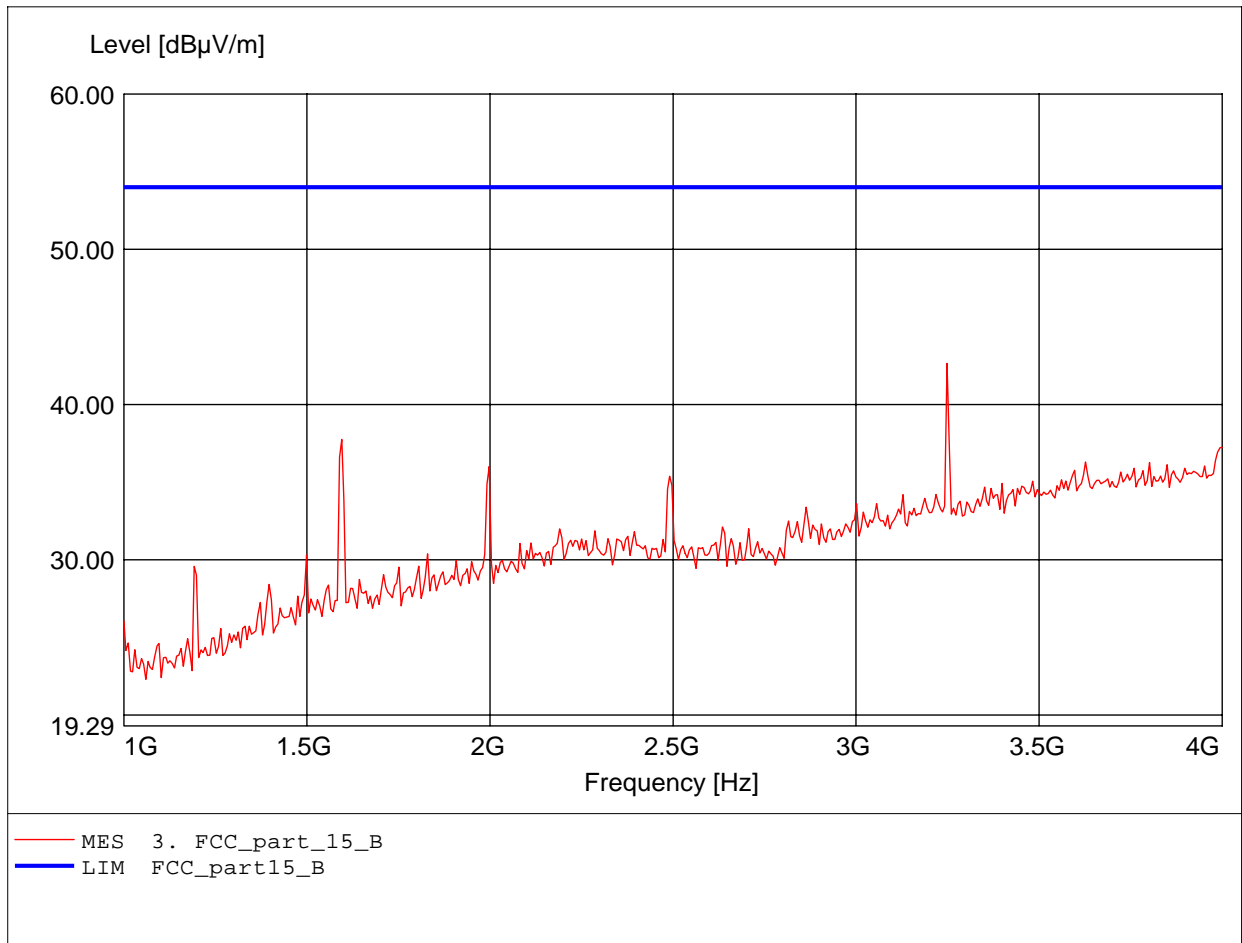
Order Number: W6M20703-7955 802.11g ch6  
Test Site / Operator: ETS / Derek  
Temperature: Temp.: 23.9°C  
Comment 1: according to subpart B / LP 0002  
Ant.: HL 223, ampl.  
Freq:895.792MHz Emax:35.04dBμV/m RBW: 100 kHz



**Field Strength under normal conditions**

**FCC RULES PART 15, SUBPART B / LP 0002**

Order Number: W6M20703-7955 802.11g ch6  
Test Site / Operator: ETS / Derek  
Temperature: Temp.: 23.9°C  
Comment 1: according to subpart B / LP 0002  
Ant.: HL25, ampl.  
Freq:3.248GHz Emax:42.64dBuV/m RBW: 1 MHz

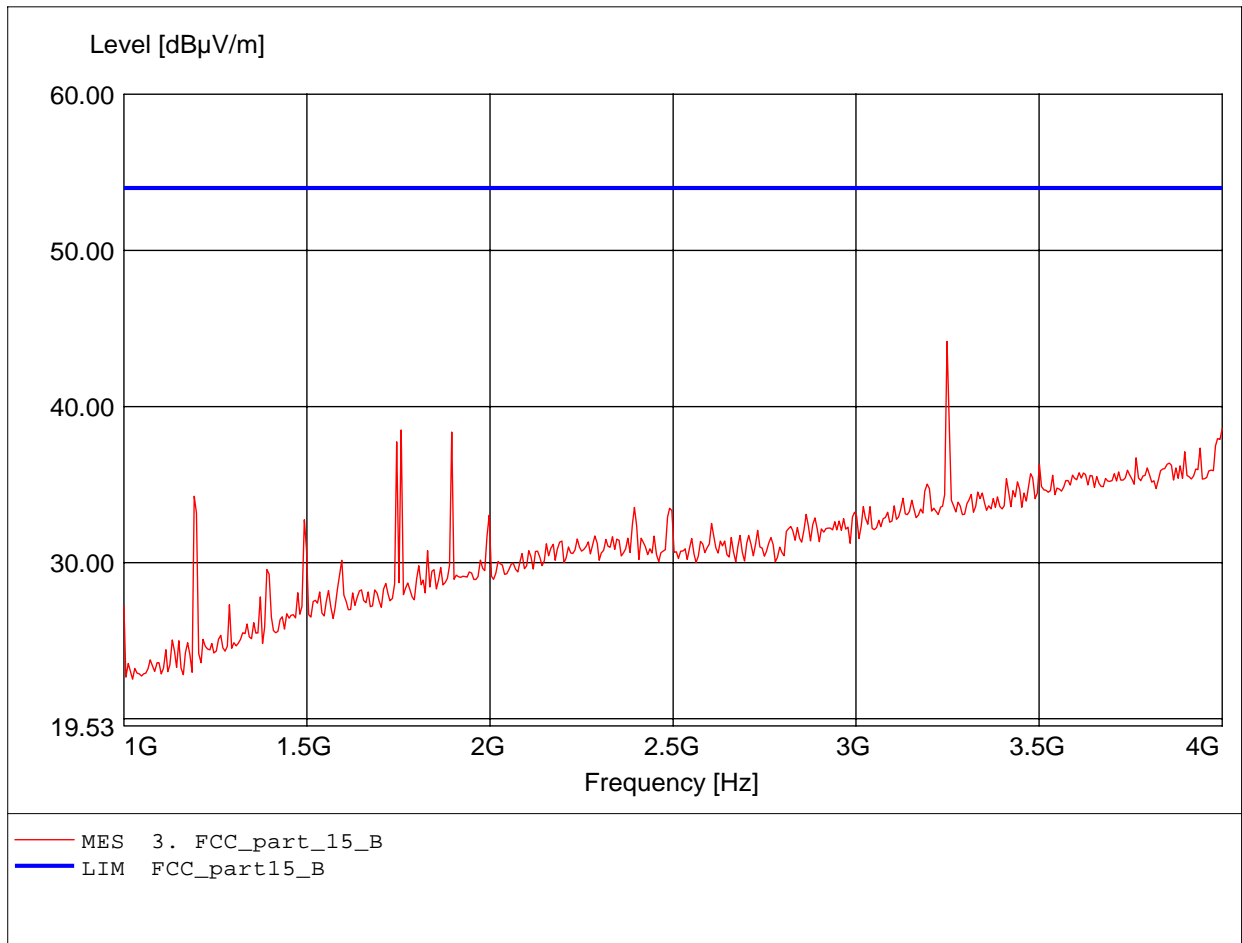




**Field Strength under normal conditions**

**FCC RULES PART 15, SUBPART B / LP 0002**

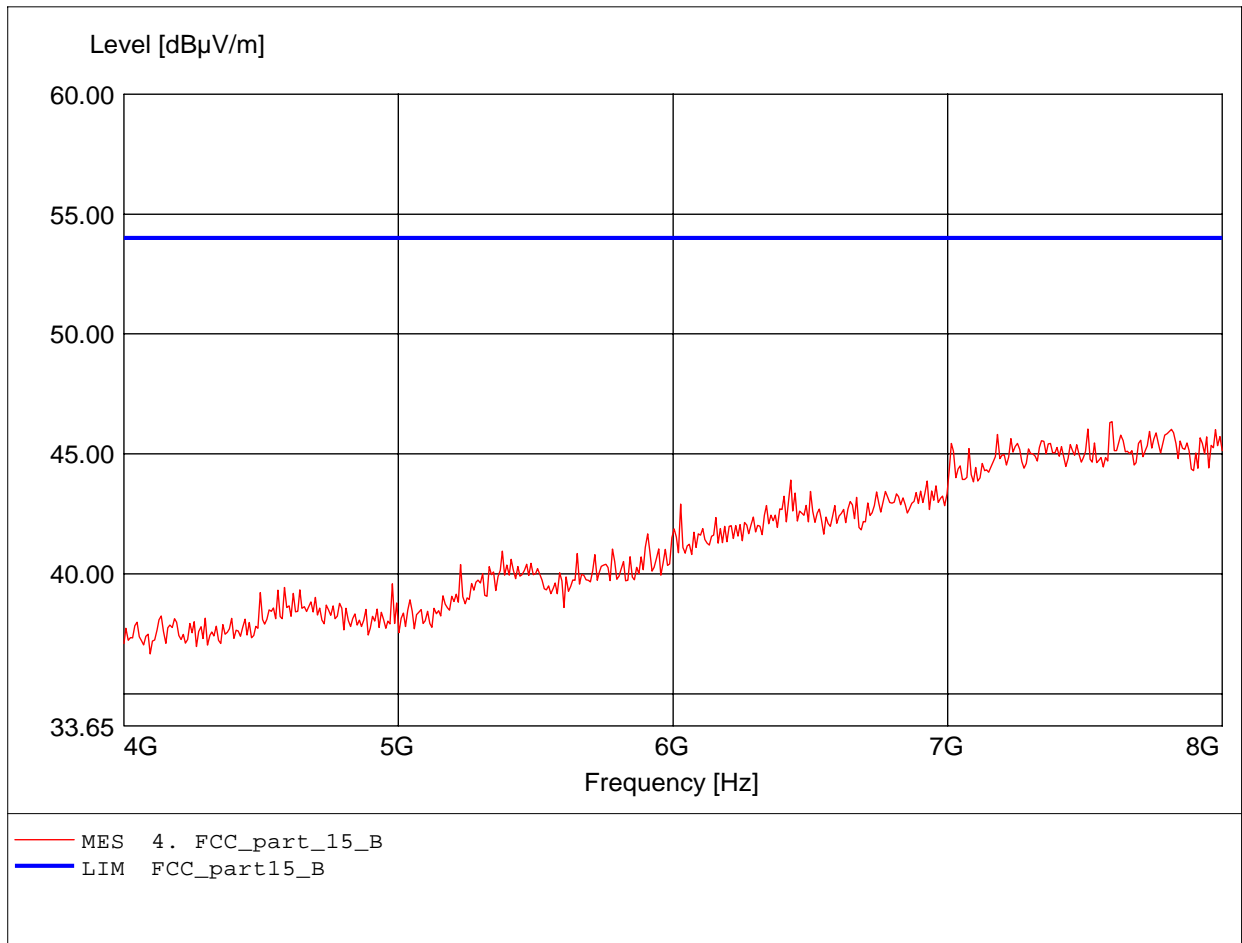
Order Number: W6M20703-7955 802.11g ch6  
Test Site / Operator: ETS / Derek  
Temperature: Temp.: 23.9°C  
Comment 1: according to subpart B / LP 0002  
Ant.: HL25, ampl.  
Freq:3.248GHz Emax:44.17dBμV/m RBW: 1 MHz



**Field Strength under normal conditions**

**FCC RULES PART 15, SUBPART B / LP 0002**

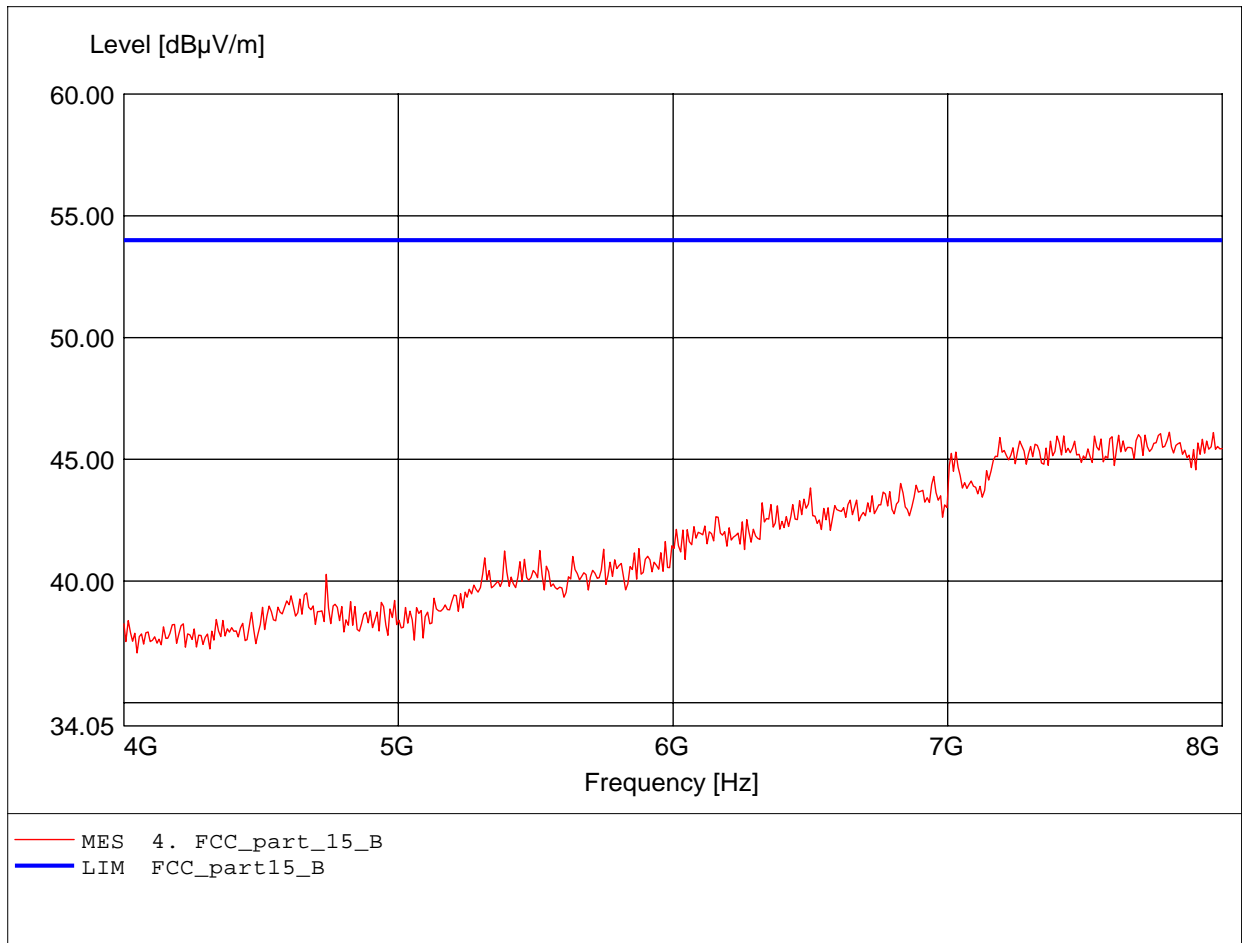
Order Number: W6M20703-7955 802.11g ch6  
Test Site / Operator: ETS / Derek  
Temperature: Temp.: 23.9°C  
Comment 1: according to subpart B / LP 0002  
Ant.: HL25, ampl.  
Freq:7.599GHz Emax:46.35dBμV/m RBW: 1 MHz



**Field Strength under normal conditions**

**FCC RULES PART 15, SUBPART B / LP 0002**

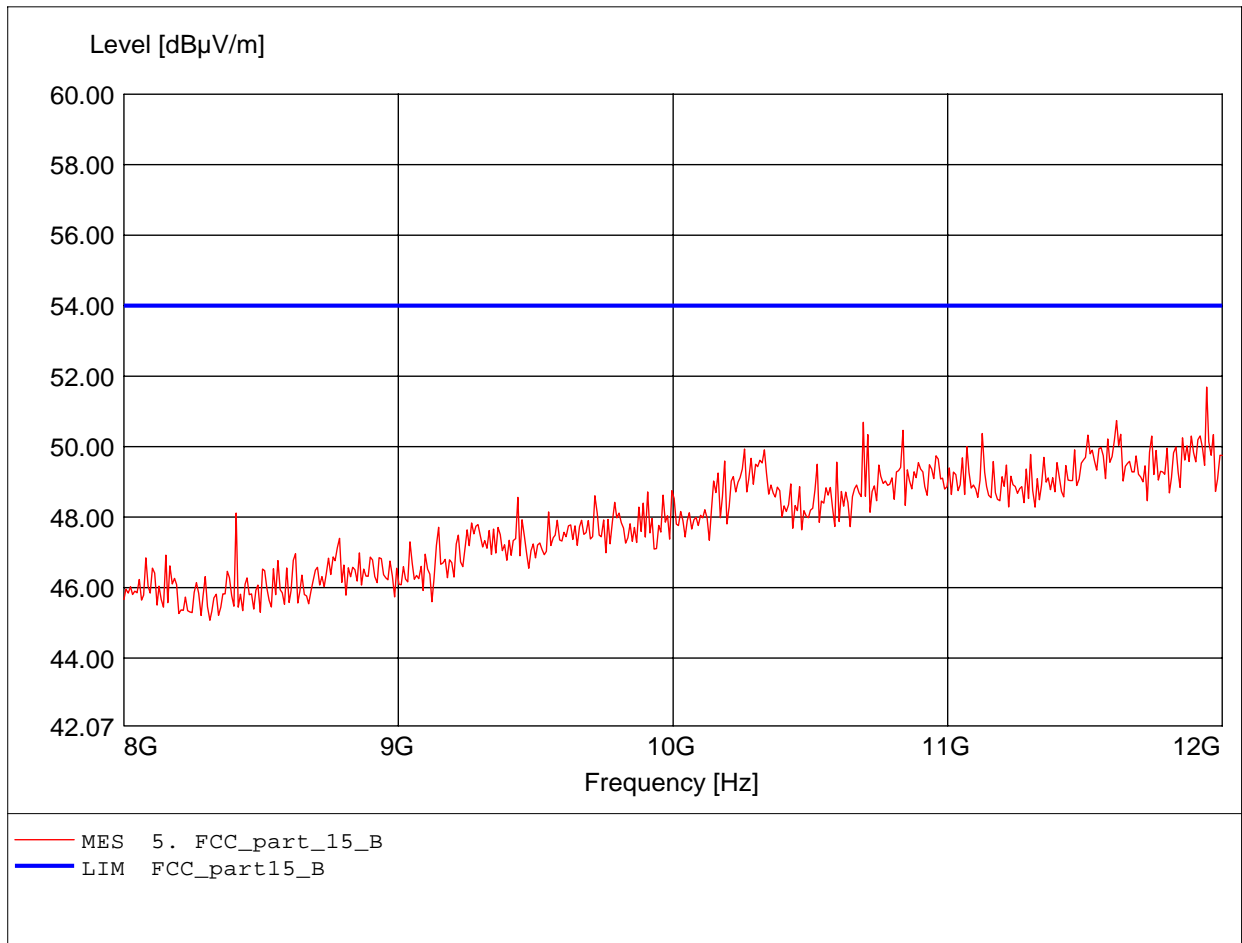
Order Number: W6M20703-7955 802.11g ch6  
Test Site / Operator: ETS / Derek  
Temperature: Temp.: 23.9°C  
Comment 1: according to subpart B / LP 0002  
Ant.: HL25, ampl.  
Freq:7.808GHz Emax:46.11dBμV/m RBW: 1 MHz



**Field Strength under normal conditions**

**FCC RULES PART 15, SUBPART B / LP 0002**

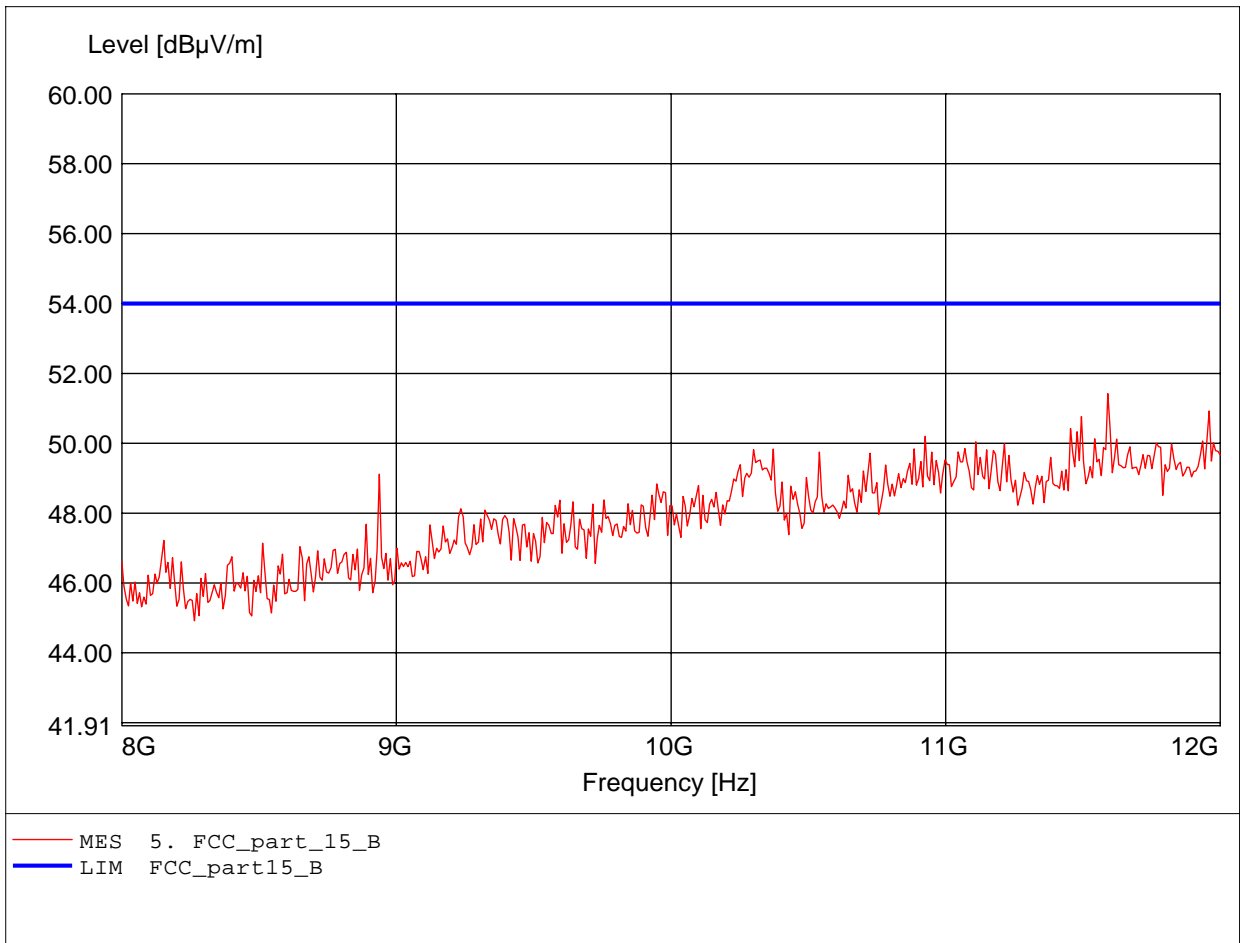
Order Number: W6M20703-7955 802.11g ch6  
Test Site / Operator: ETS / Derek  
Temperature: Temp.: 23.9°C  
Comment 1: according to subpart B / LP 0002  
Ant.: HL25, ampl.  
Freq:11.944GHz Emax:51.69dBµV/m RBW: 1 MHz



**Field Strength under normal conditions**

**FCC RULES PART 15, SUBPART B / LP 0002**

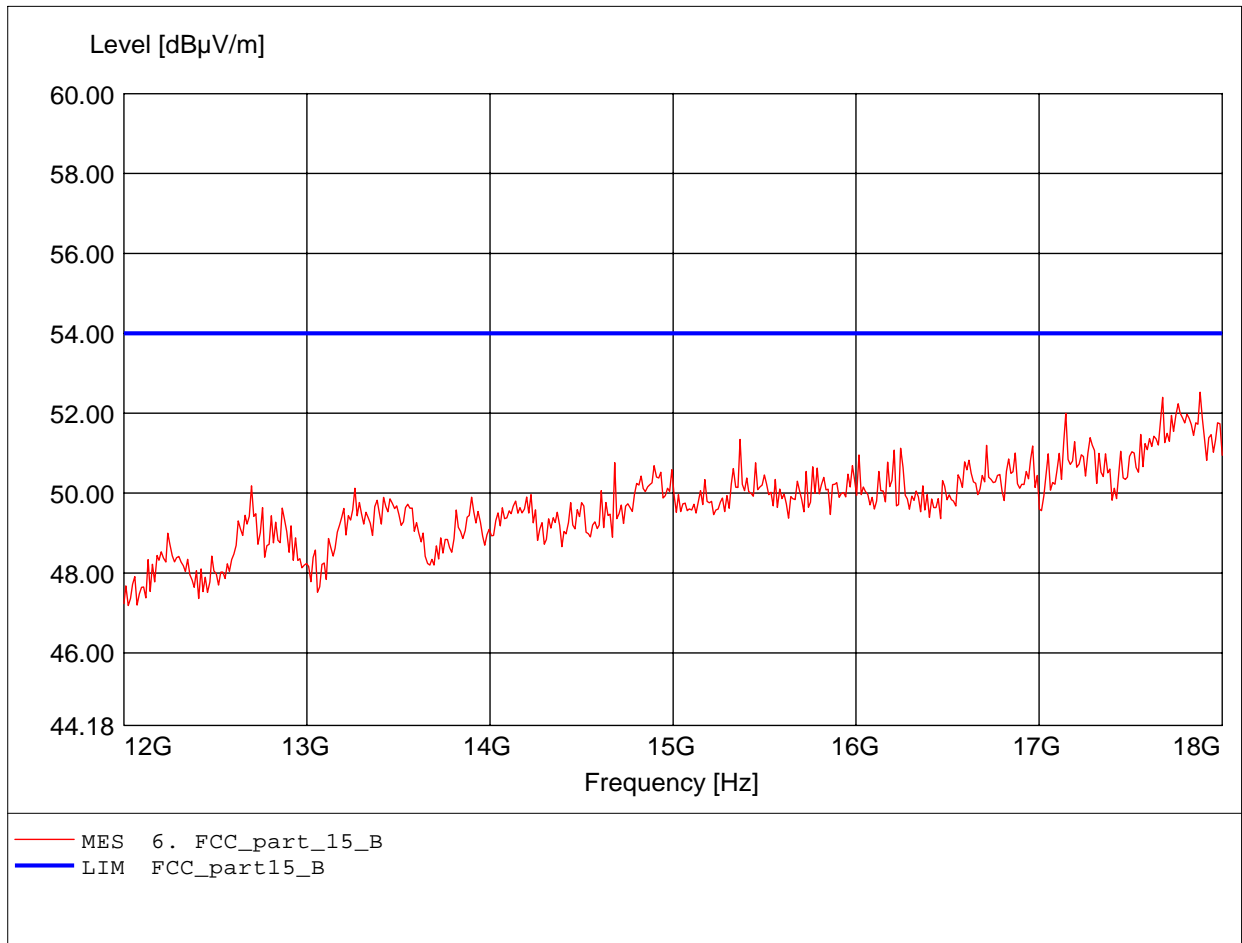
Order Number: W6M20703-7955 802.11g ch6  
Test Site / Operator: ETS / Derek  
Temperature: Temp.: 23.9°C  
Comment 1: according to subpart B / LP 0002  
Ant.: HL25, ampl.  
Freq:11.591GHz Emax:51.42dBµV/m RBW: 1 MHz



**Field Strength under normal conditions**

**FCC RULES PART 15, SUBPART B / LP 0002**

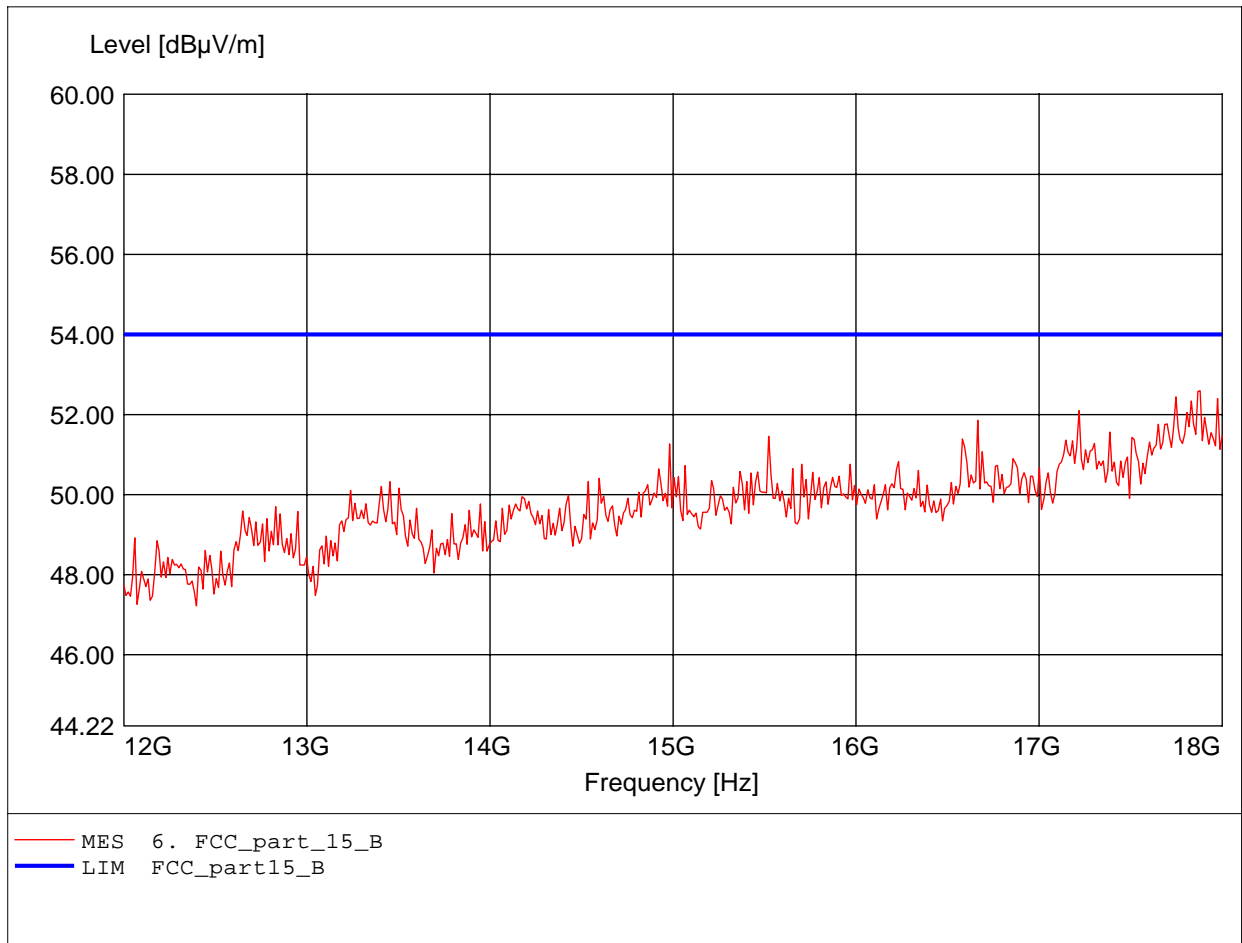
Order Number: W6M20703-7955 802.11g ch6  
Test Site / Operator: ETS / Derek  
Temperature: Temp.: 23.9°C  
Comment 1: according to subpart B / LP 0002  
Ant.: HL25, ampl.  
Freq:17.880GHz Emax:52.52dBμV/m RBW: 1 MHz



**Field Strength under normal conditions**

**FCC RULES PART 15, SUBPART B / LP 0002**

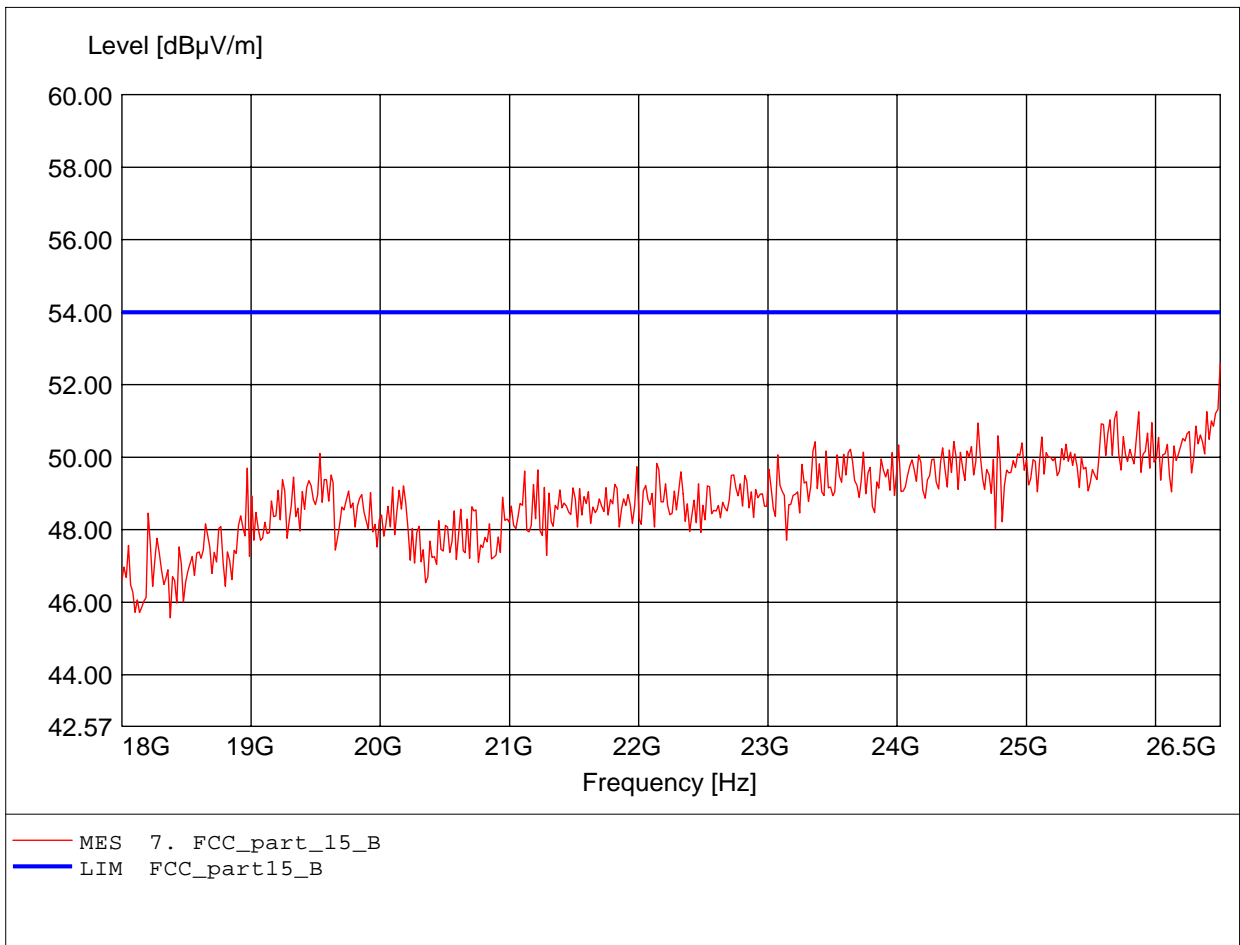
Order Number: W6M20703-7955 802.11g ch6  
Test Site / Operator: ETS / Derek  
Temperature: Temp.: 23.9°C  
Comment 1: according to subpart B / LP 0002  
Ant.: HL25, ampl.  
Freq:17.880GHz Emax:52.59dBμV/m RBW: 1 MHz



**Field Strength under normal conditions**

**FCC RULES PART 15, SUBPART B / LP 0002**

Order Number: W6M20703-7955 802.11g ch6  
Test Site / Operator: ETS / Derek  
Temperature: Temp.: 23.9°C  
Comment 1: according to subpart B / LP 0002  
Ant.: HL025, ampl. Freq: 26.500GHz  
E<sub>max</sub>: 52.58dBμV/m RBW: 1 MHz

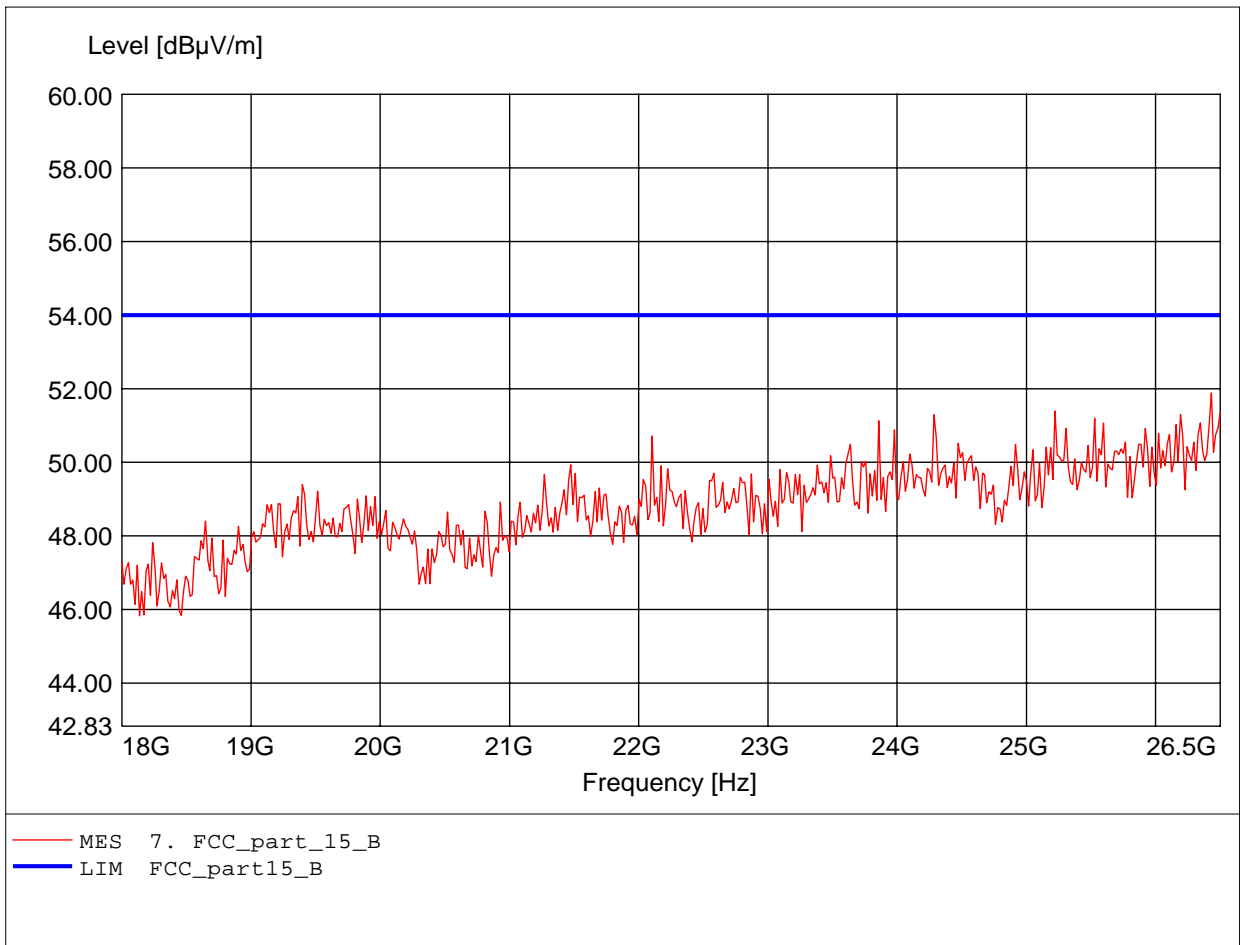




**Field Strength under normal conditions**

**FCC RULES PART 15, SUBPART B / LP 0002**

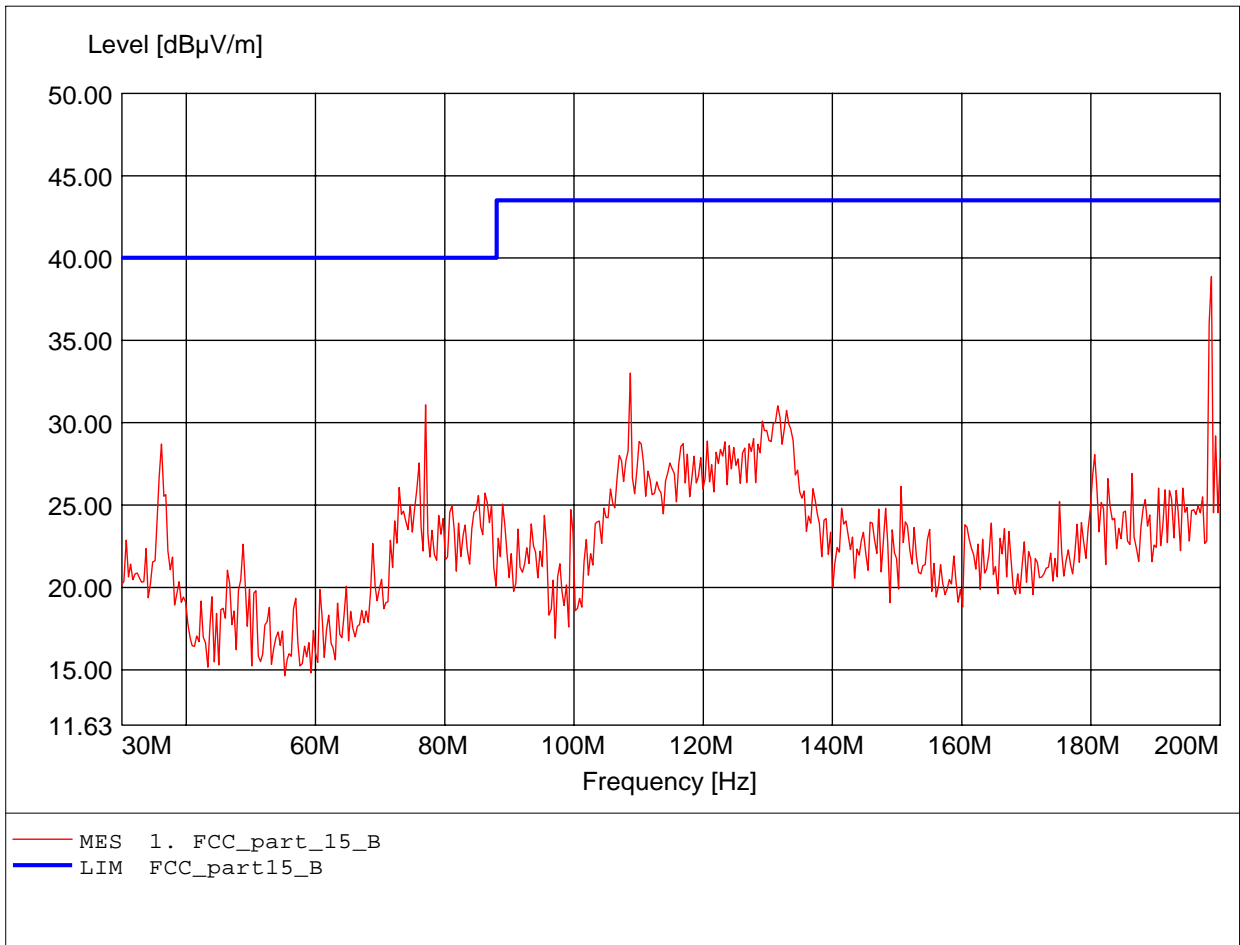
Order Number: W6M20703-7955 802.11g ch6  
Test Site / Operator: ETS / Derek  
Temperature: Temp.: 23.9°C  
Comment 1: according to subpart B / LP 0002  
Ant.: HL025, ampl. Freq: 26.432GHz  
E<sub>max</sub>: 51.89dBμV/m RBW: 1 MHz



**Field Strength under normal conditions**

**FCC RULES PART 15, SUBPART B / LP 0002**

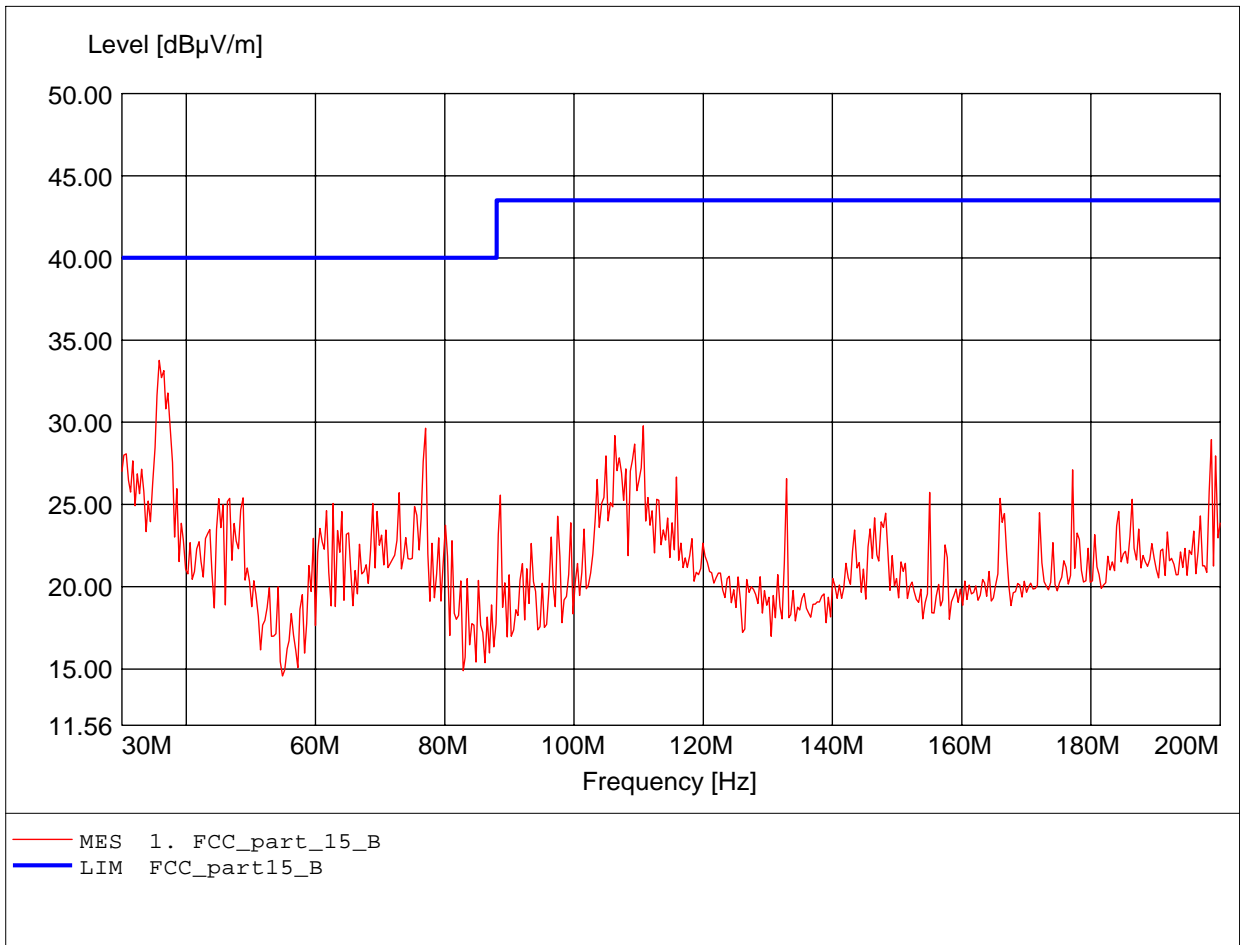
Order Number: W6M20703-7955 802.11g ch11  
Test Site / Operator: ETS / Derek  
Temperature: Temp.: 23.9°C  
Comment 1: according to subpart B / LP 0002  
Ant.: HK 116  
Freq:198.637MHz Emax:38.88dBµV/m RBW: 100 kHz



**Field Strength under normal conditions**

**FCC RULES PART 15, SUBPART B / LP 0002**

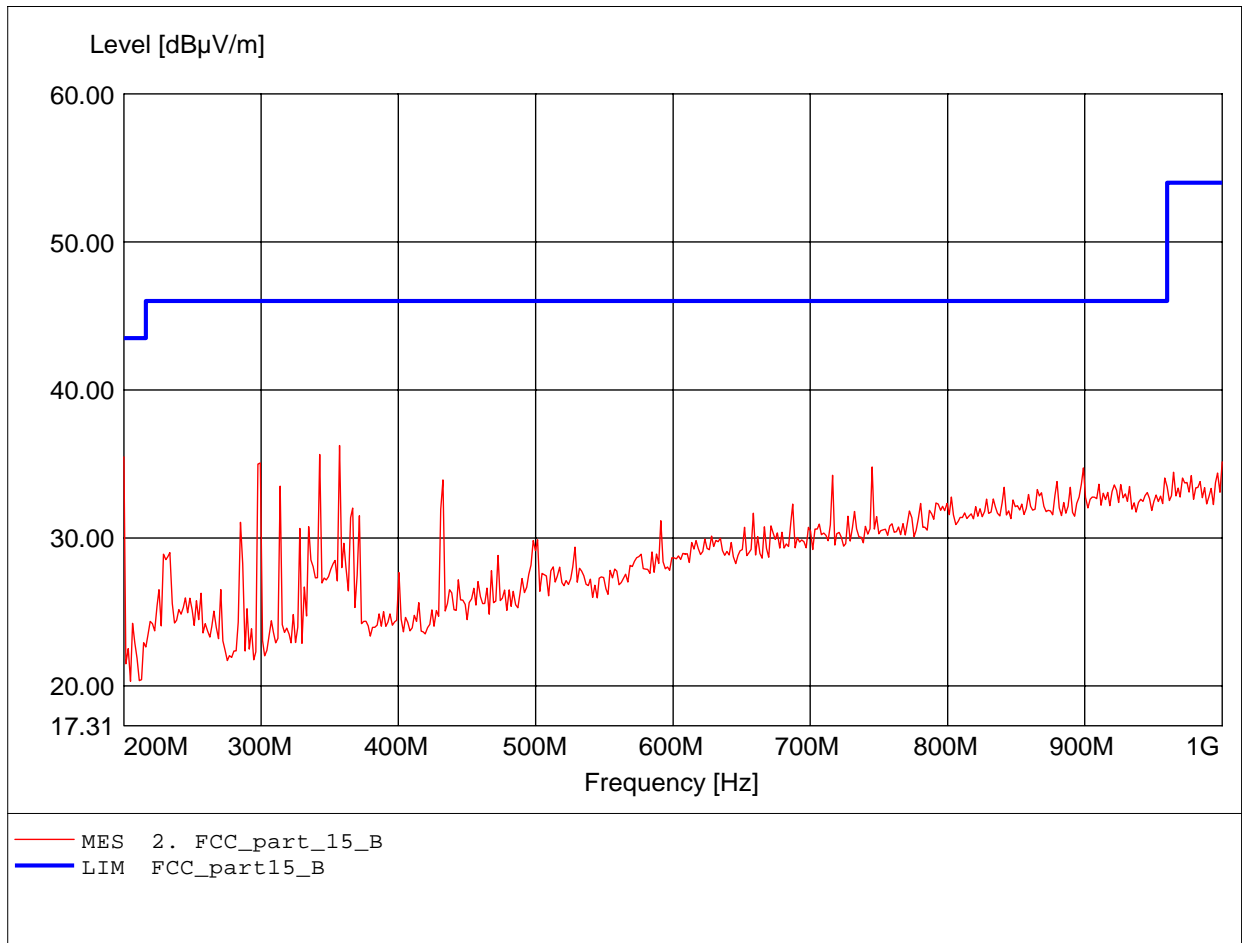
Order Number: W6M20703-7955 802.11g ch11  
Test Site / Operator: ETS / Derek  
Temperature: Temp.: 23.9°C  
Comment 1: according to subpart B / LP 0002  
Ant.: HK 116  
Freq:35.792MHz Emax:33.76dBµV/m RBW: 100 kHz



**Field Strength under normal conditions**

**FCC RULES PART 15, SUBPART B / LP 0002**

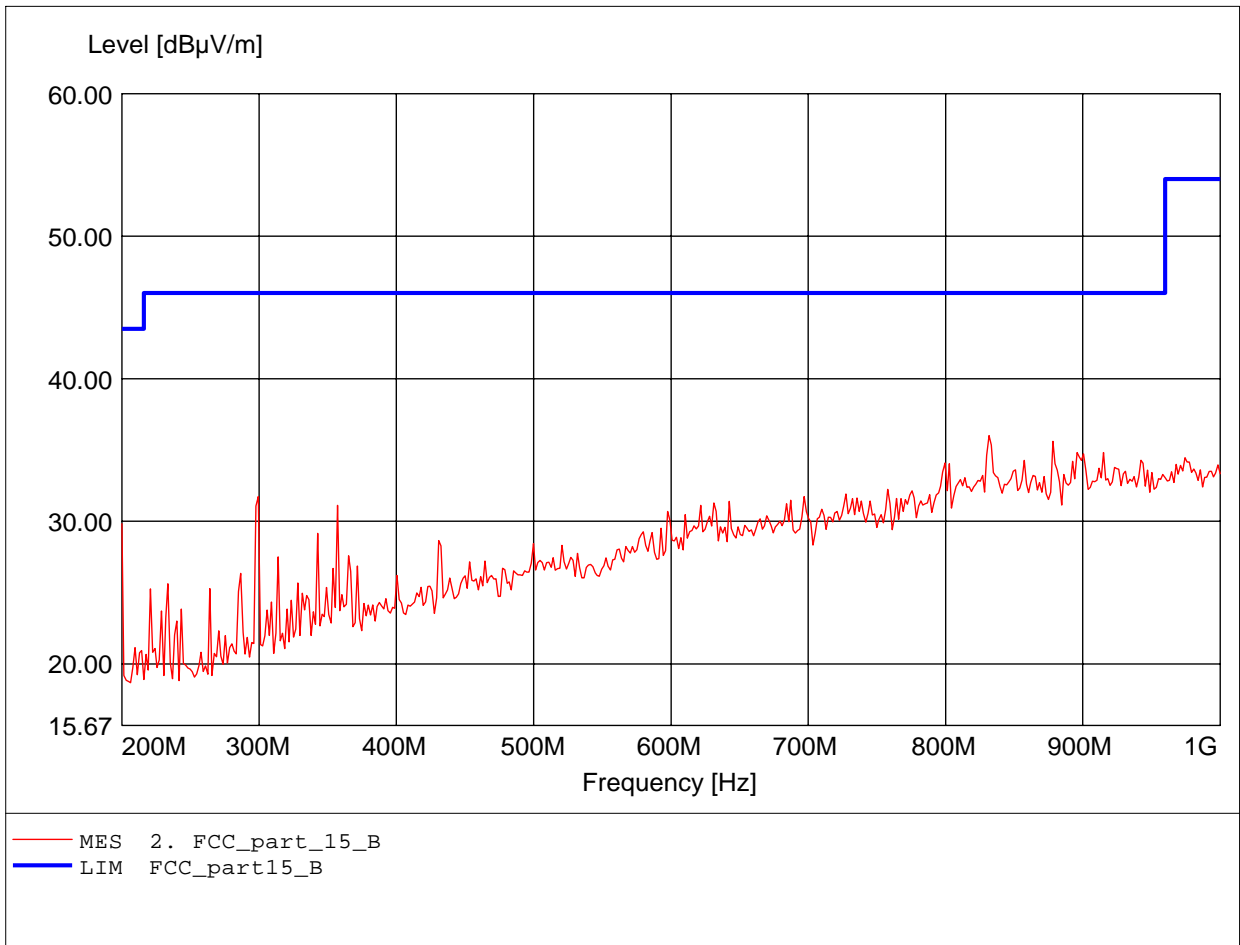
Order Number: W6M20703-7955 802.11g chl1  
Test Site / Operator: ETS / Derek  
Temperature: Temp.: 23.9°C  
Comment 1: according to subpart B / LP 0002  
Ant.: HL 223, ampl.  
Freq:357.114MHz Emax:36.25dBμV/m RBW: 100 kHz



**Field Strength under normal conditions**

**FCC RULES PART 15, SUBPART B / LP 0002**

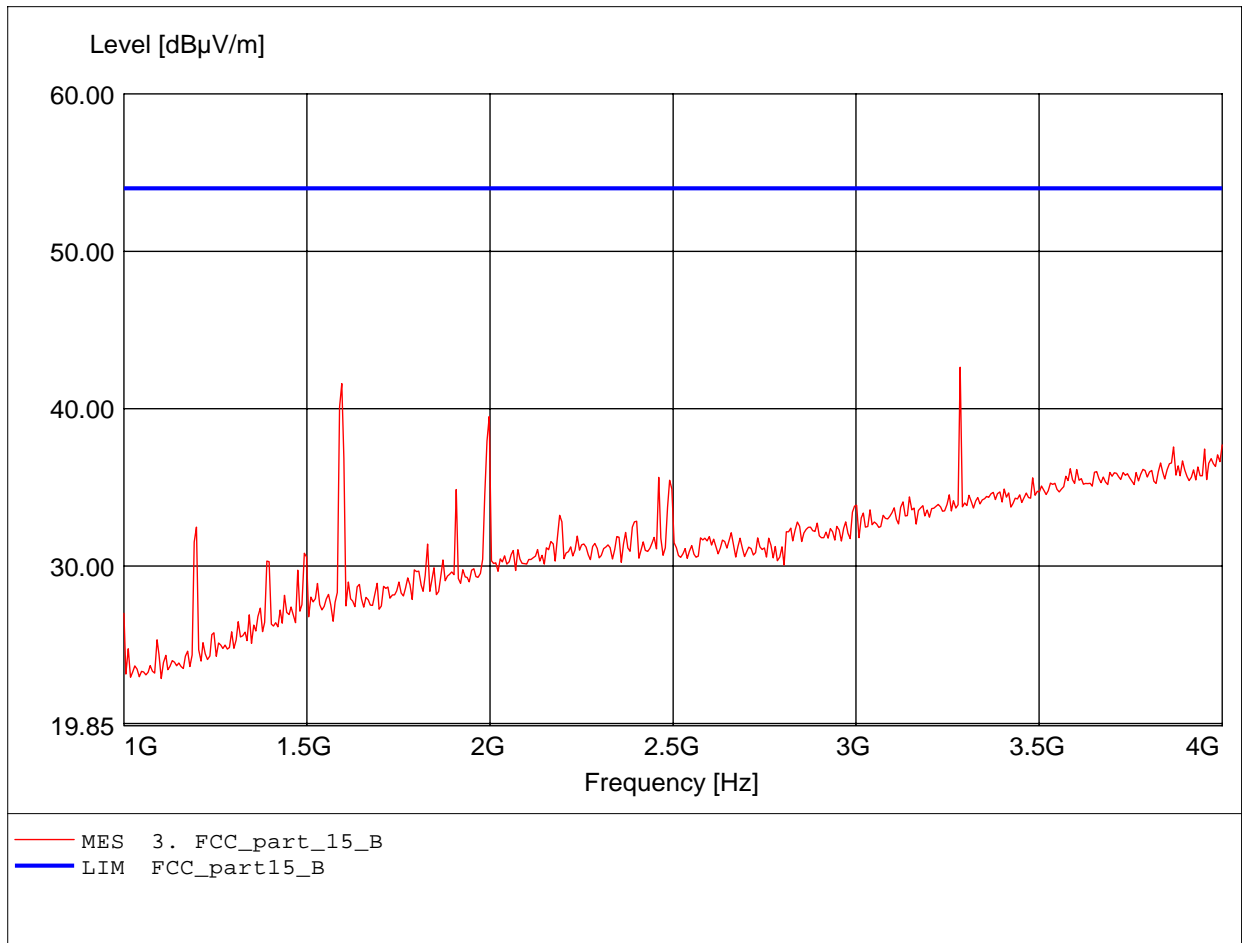
Order Number: W6M20703-7955 802.11g chl1  
Test Site / Operator: ETS / Derek  
Temperature: Temp.: 23.9°C  
Comment 1: according to subpart B / LP 0002  
Ant.: HL 223, ampl.  
Freq:831.663MHz Emax:36.01dBμV/m RBW: 100 kHz



**Field Strength under normal conditions**

**FCC RULES PART 15, SUBPART B / LP 0002**

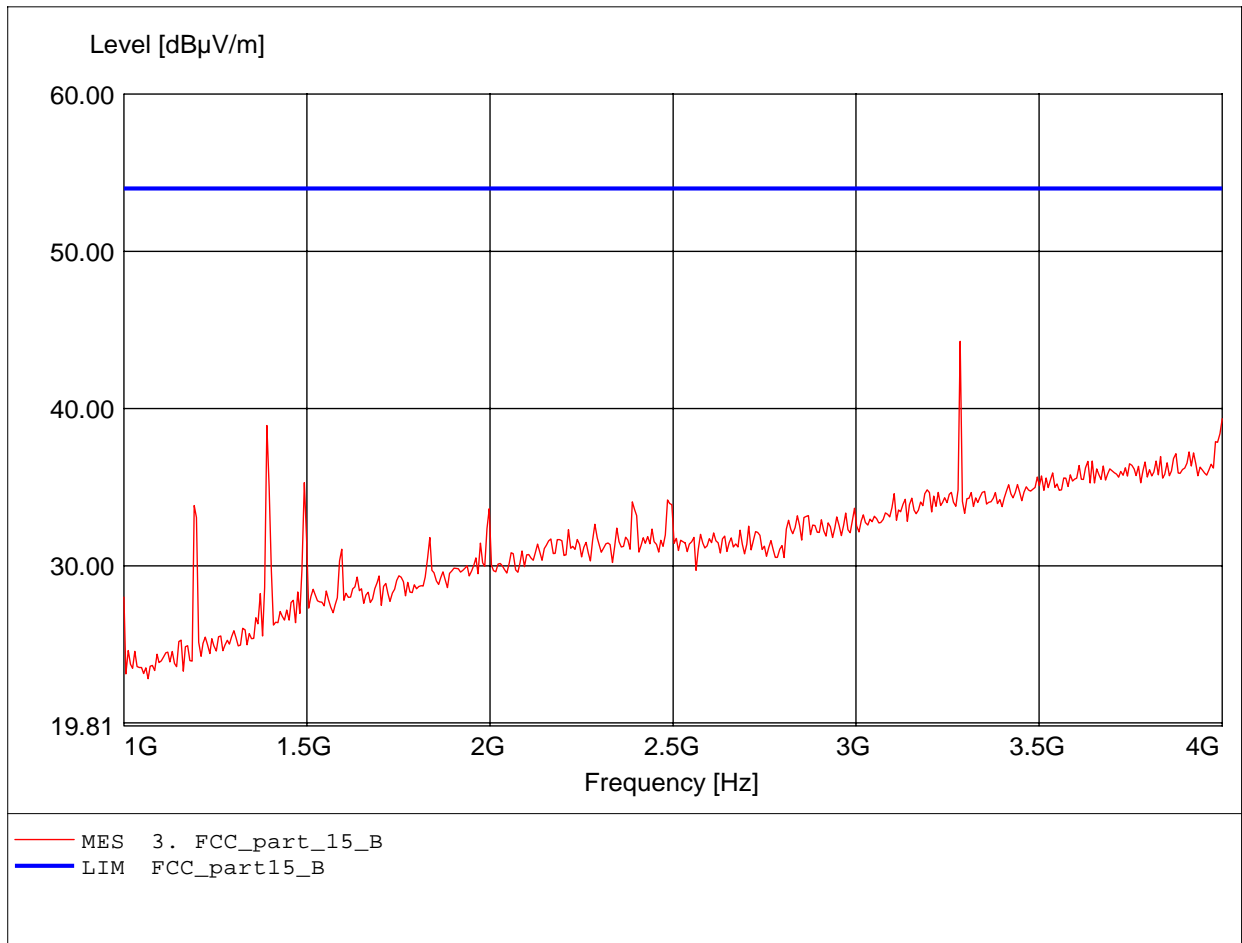
Order Number: W6M20703-7955 802.11g ch11  
Test Site / Operator: ETS / Derek  
Temperature: Temp.: 23.9°C  
Comment 1: according to subpart B / LP 0002  
Ant.: HL25, ampl.  
Freq:3.285GHz Emax:42.63dBμV/m RBW: 1 MHz



**Field Strength under normal conditions**

**FCC RULES PART 15, SUBPART B / LP 0002**

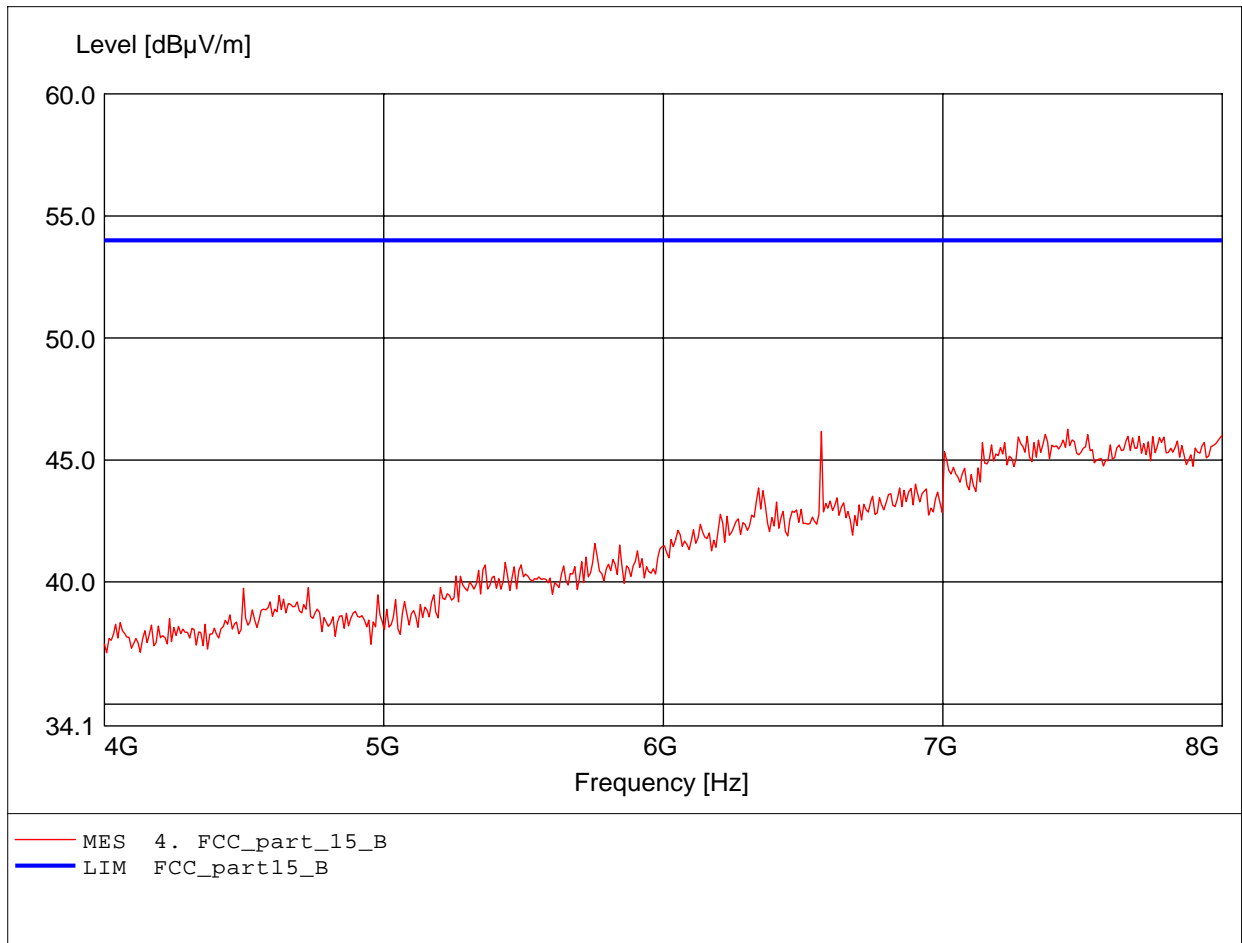
Order Number: W6M20703-7955 802.11g ch11  
Test Site / Operator: ETS / Derek  
Temperature: Temp.: 23.9°C  
Comment 1: according to subpart B / LP 0002  
Ant.: HL25, ampl.  
Freq:3.285GHz Emax:44.27dBμV/m RBW: 1 MHz



**Field Strength under normal conditions**

**FCC RULES PART 15, SUBPART B / LP 0002**

Order Number: W6M20703-7955 802.11g ch11  
Test Site / Operator: ETS / Derek  
Temperature: Temp.: 23.9°C  
Comment 1: according to subpart B / LP 0002  
Ant.: HL25, ampl.  
Freq:7.447GHz Emax:46.26dBμV/m RBW: 1 MHz

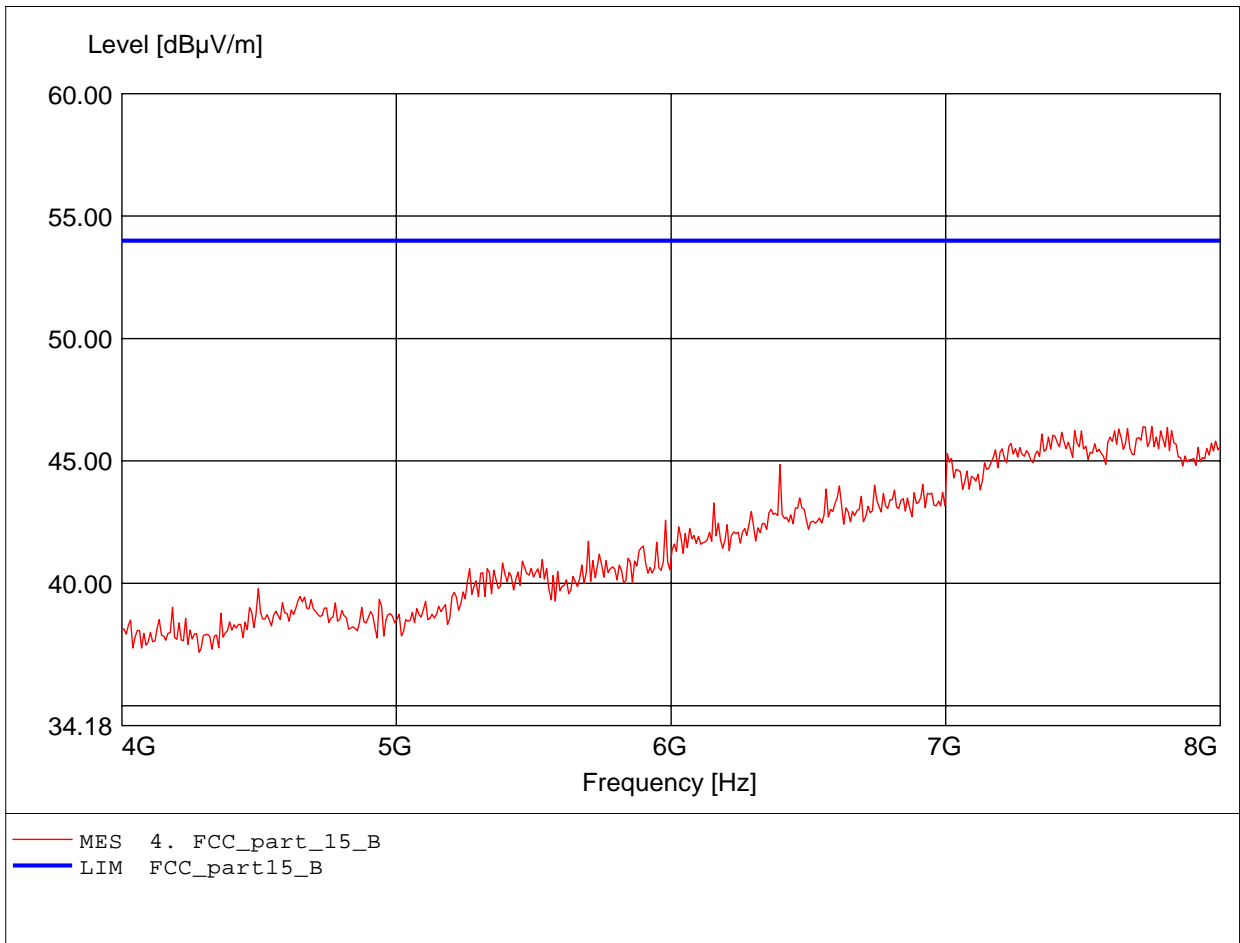




**Field Strength under normal conditions**

**FCC RULES PART 15, SUBPART B / LP 0002**

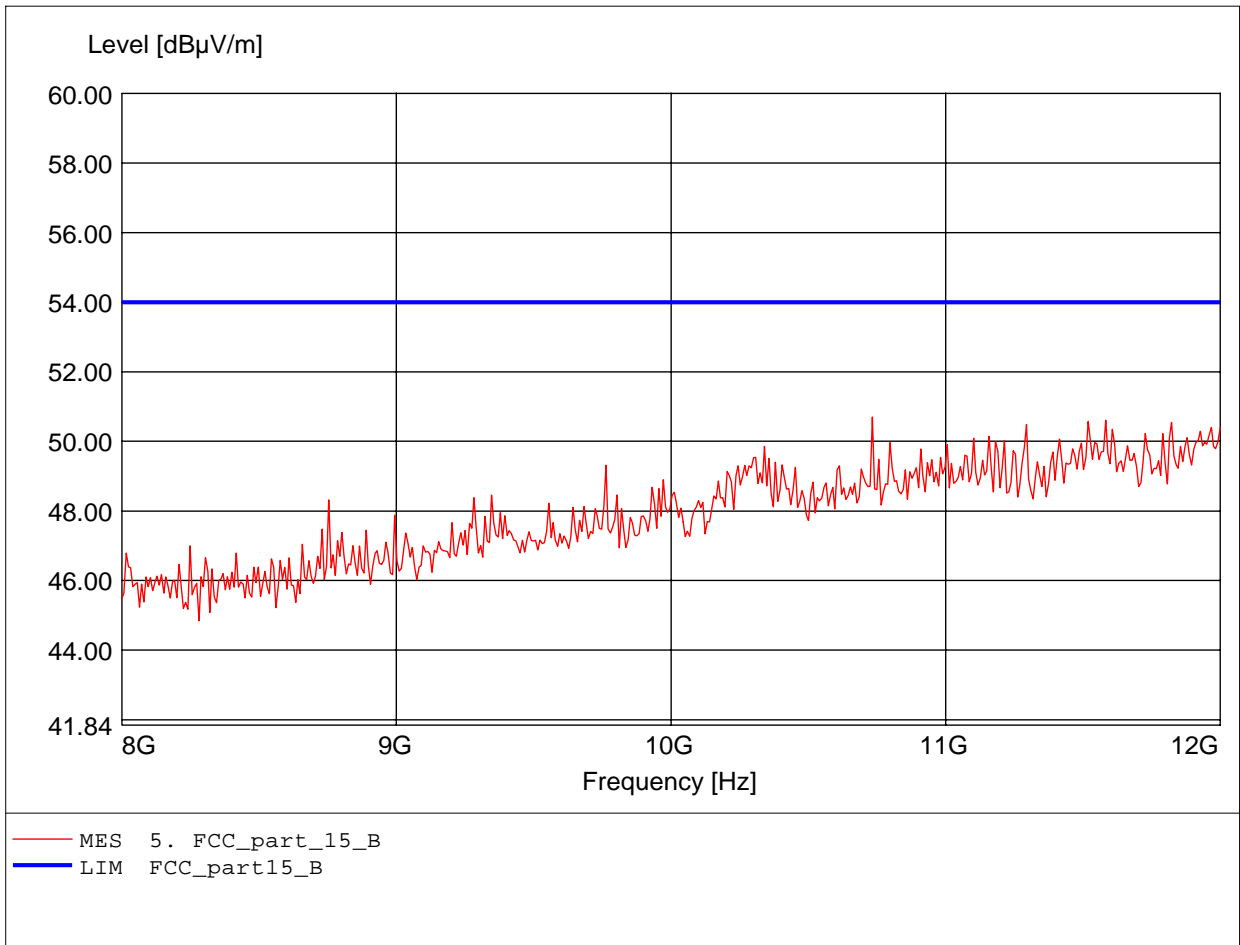
Order Number: W6M20703-7955 802.11g ch11  
Test Site / Operator: ETS / Derek  
Temperature: Temp.: 23.9°C  
Comment 1: according to subpart B / LP 0002  
Ant.: HL25, ampl.  
Freq:7.752GHz Emax:46.40dBμV/m RBW: 1 MHz



**Field Strength under normal conditions**

**FCC RULES PART 15, SUBPART B / LP 0002**

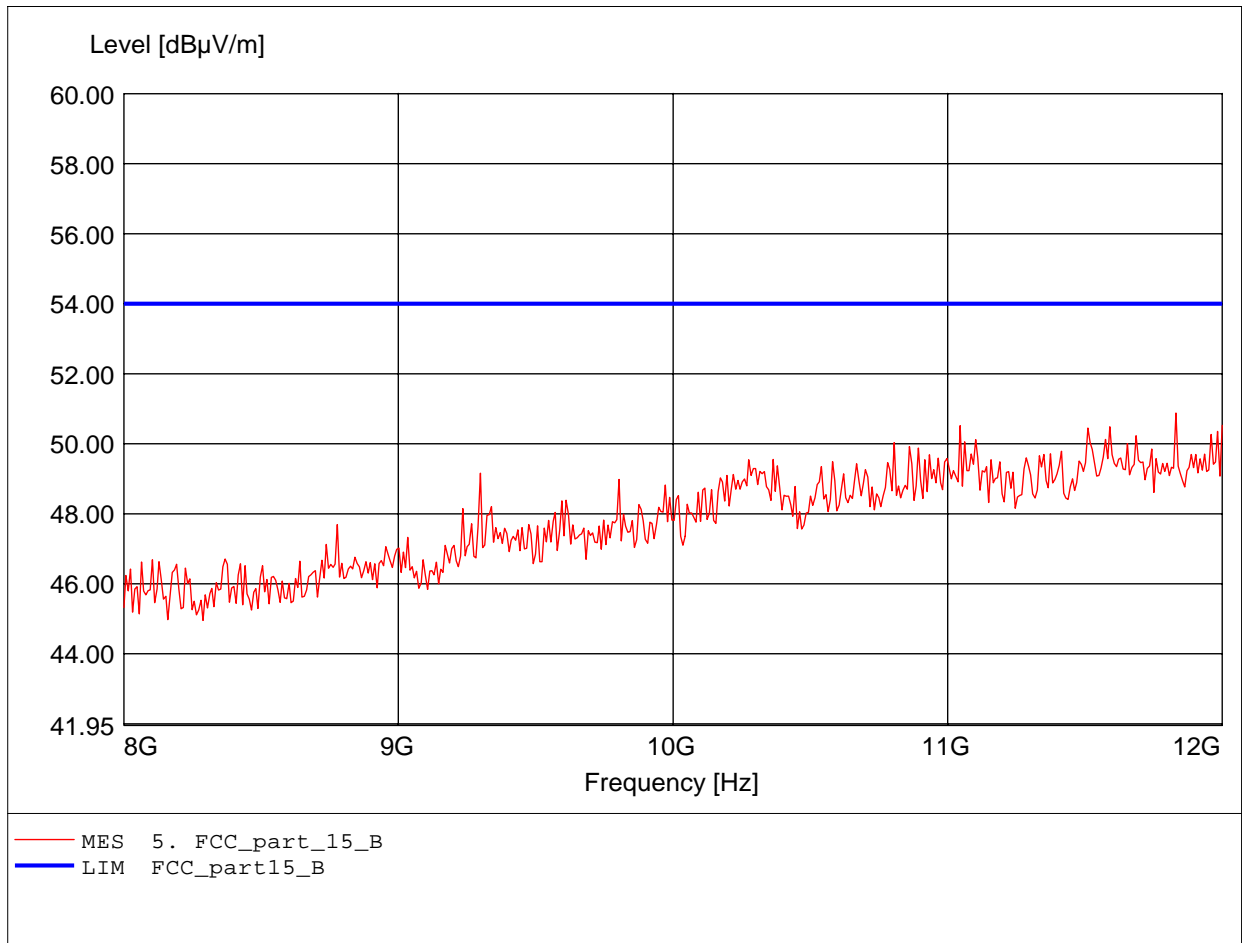
Order Number: W6M20703-7955 802.11g ch11  
Test Site / Operator: ETS / Derek  
Temperature: Temp.: 23.9°C  
Comment 1: according to subpart B / LP 0002  
Ant.: HL25, ampl.  
Freq:10.733GHz Emax:50.70dBμV/m RBW: 1 MHz



**Field Strength under normal conditions**

**FCC RULES PART 15, SUBPART B / LP 0002**

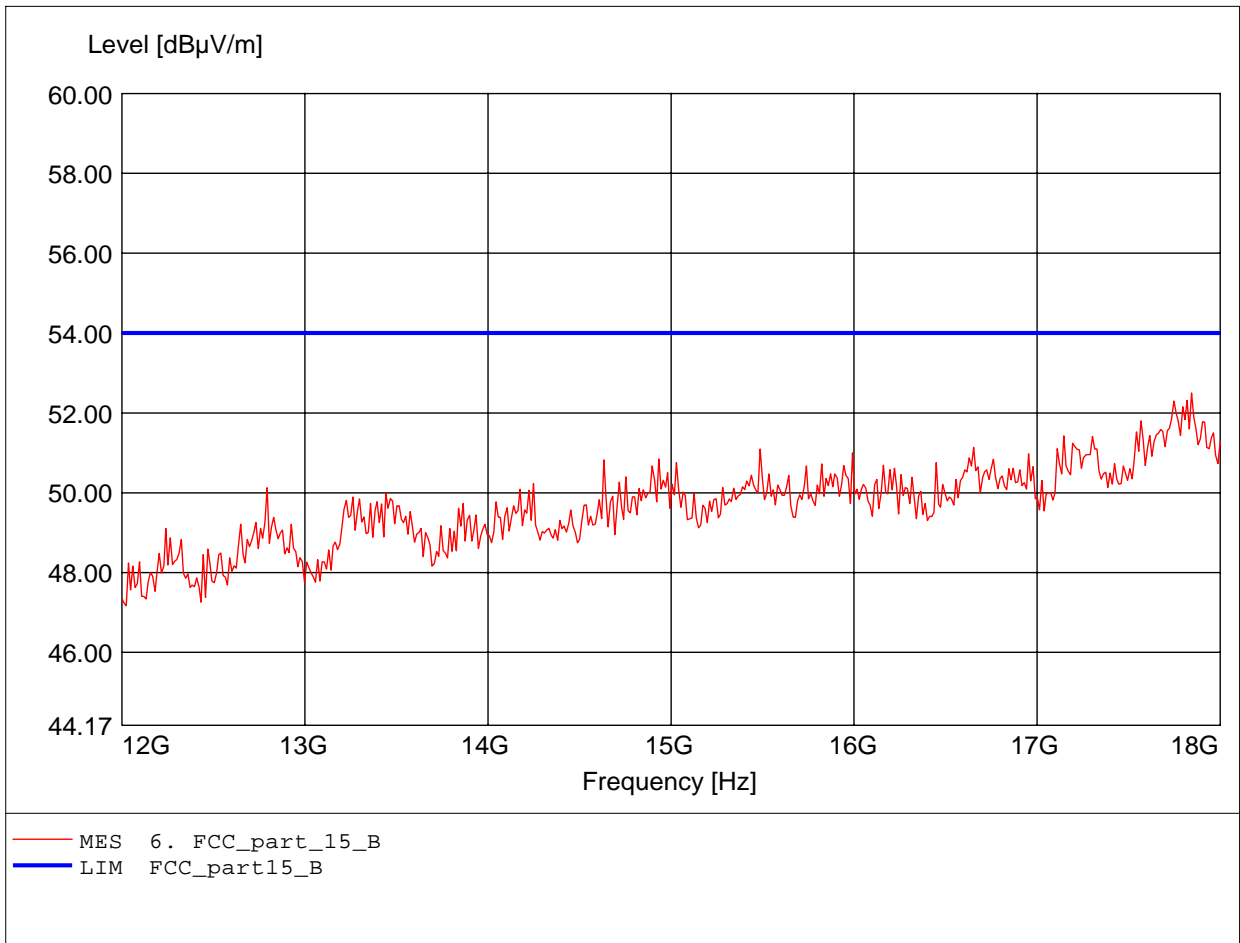
Order Number: W6M20703-7955 802.11g ch11  
Test Site / Operator: ETS / Derek  
Temperature: Temp.: 23.9°C  
Comment 1: according to subpart B / LP 0002  
Ant.: HL25, ampl.  
Freq:11.832GHz Emax:50.88dBμV/m RBW: 1 MHz



**Field Strength under normal conditions**

**FCC RULES PART 15, SUBPART B / LP 0002**

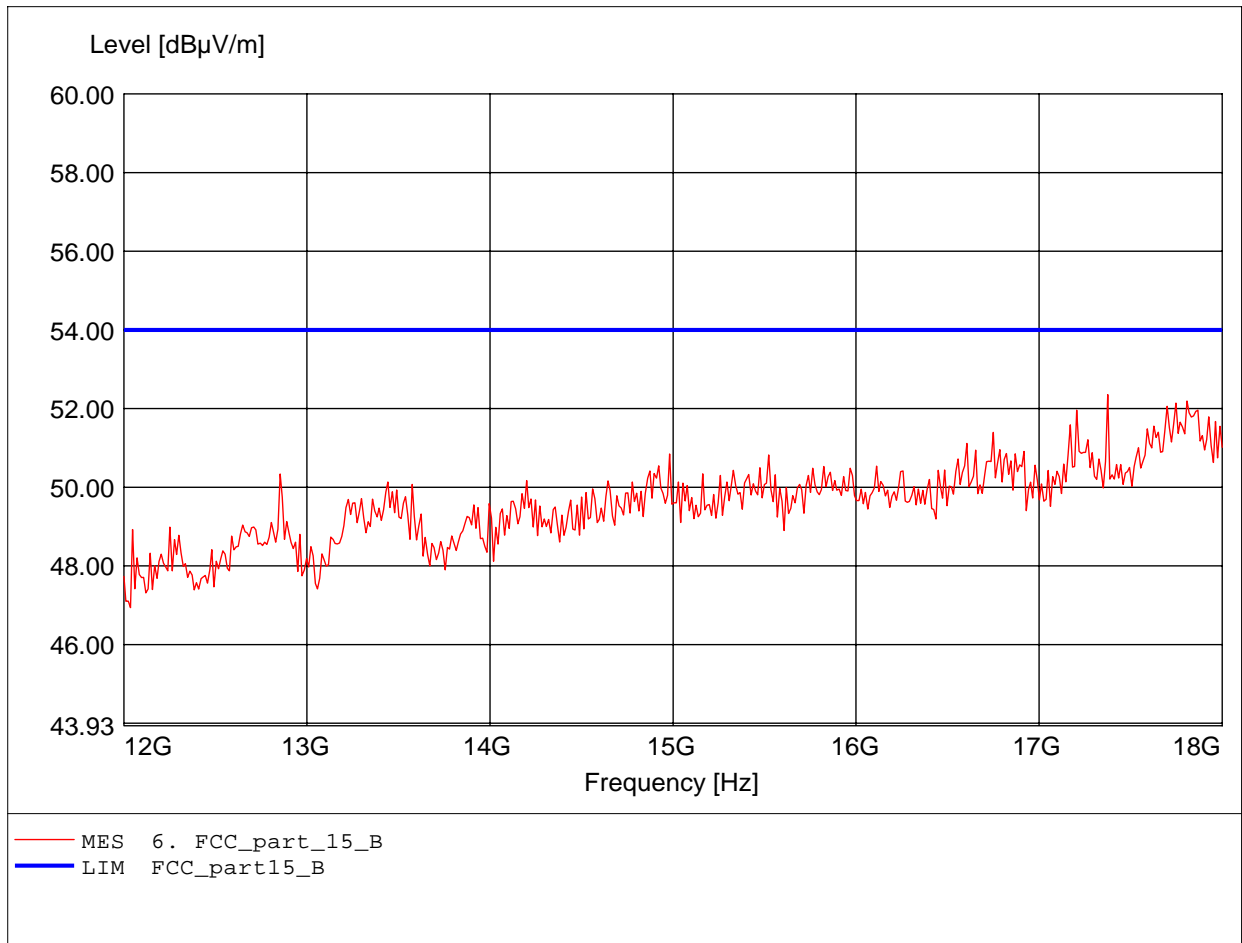
Order Number: W6M20703-7955 802.11g chl1  
Test Site / Operator: ETS / Derek  
Temperature: Temp.: 23.9°C  
Comment 1: according to subpart B / LP 0002  
Ant.: HL25, ampl.  
Freq:17.844GHz Emax:52.50dBμV/m RBW: 1 MHz



**Field Strength under normal conditions**

**FCC RULES PART 15, SUBPART B / LP 0002**

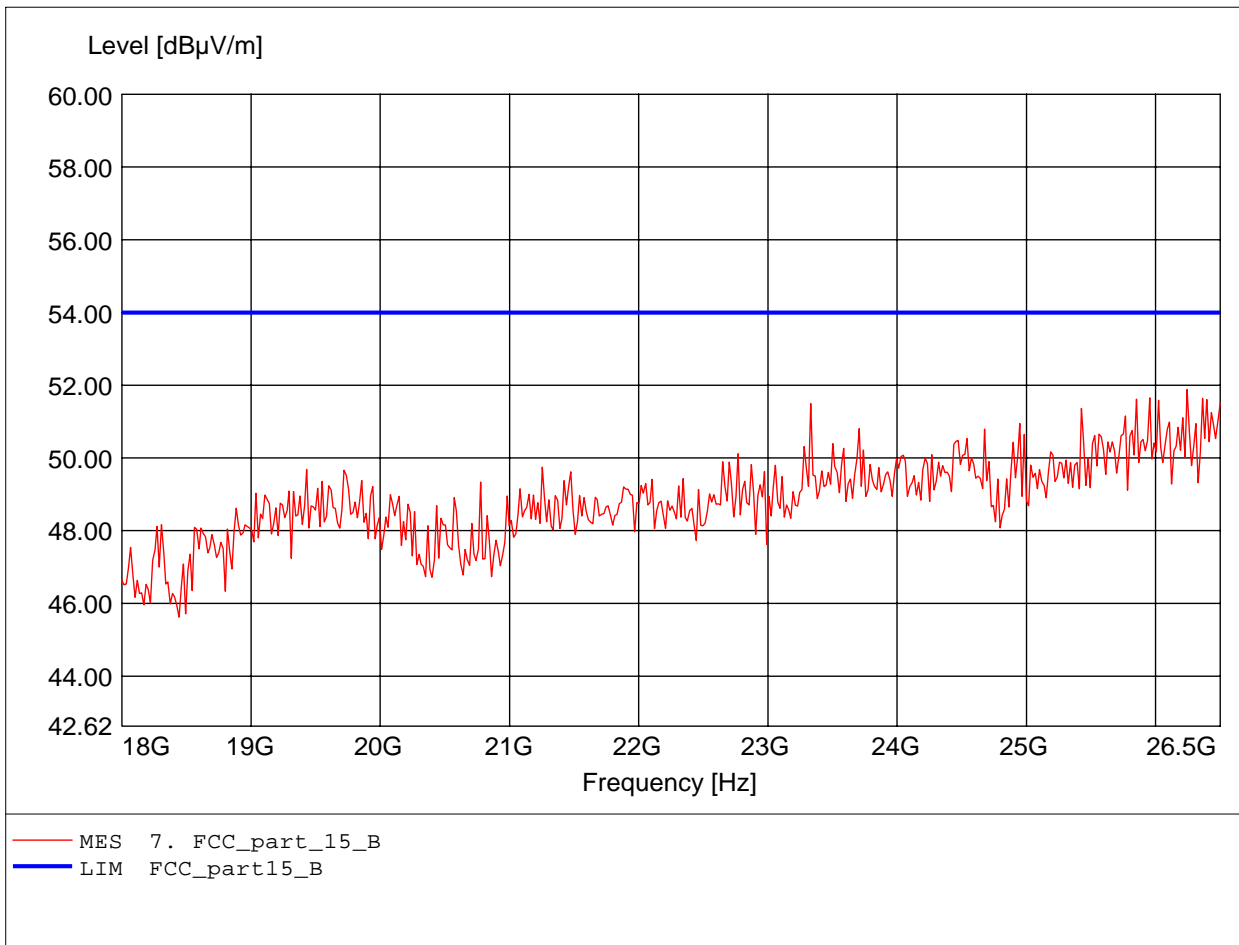
Order Number: W6M20703-7955 802.11g ch11  
Test Site / Operator: ETS / Derek  
Temperature: Temp.: 23.9°C  
Comment 1: according to subpart B / LP 0002  
Ant.: HL25, ampl.  
Freq:17.375GHz Emax:52.35dBµV/m RBW: 1 MHz



**Field Strength under normal conditions**

**FCC RULES PART 15, SUBPART B / LP 0002**

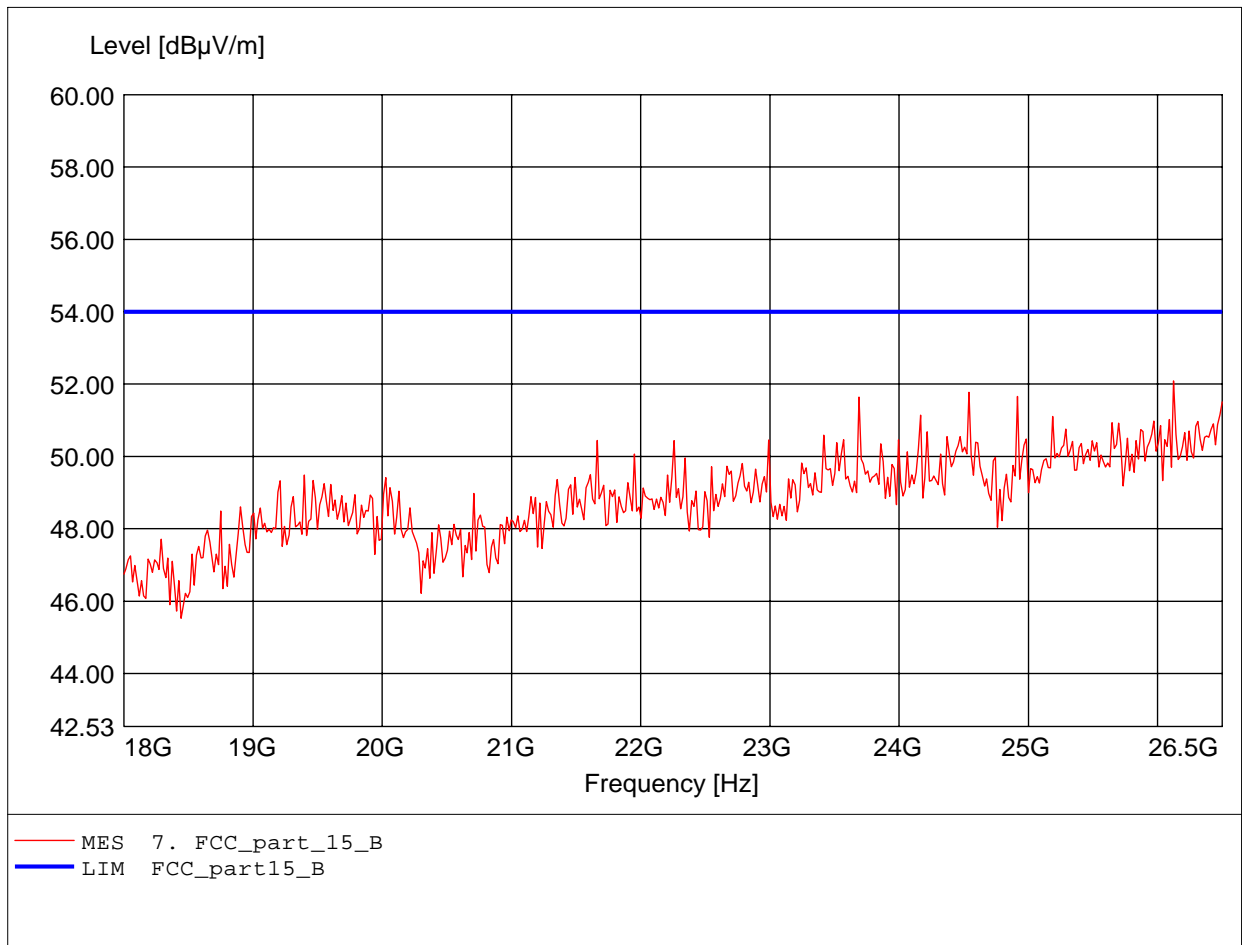
Order Number: W6M20703-7955 802.11g ch11  
Test Site / Operator: ETS / Derek  
Temperature: Temp.: 23.9°C  
Comment 1: according to subpart B / LP 0002  
Ant.: HL025, ampl. Freq: 26.244GHz  
Emax: 51.88dBμV/m RBW: 1 MHz



**Field Strength under normal conditions**

**FCC RULES PART 15, SUBPART B / LP 0002**

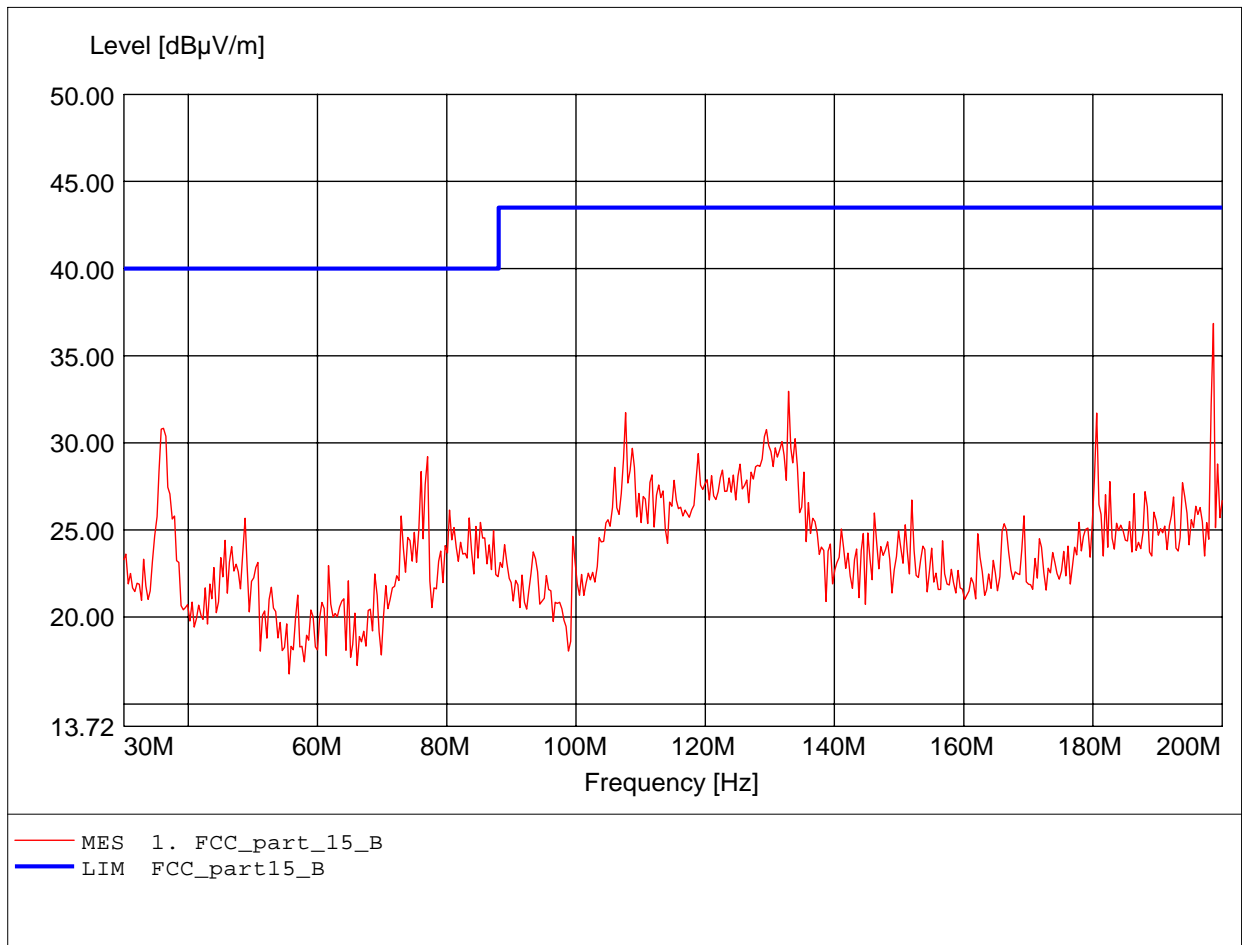
Order Number: W6M20703-7955 802.11g ch11  
Test Site / Operator: ETS / Derek  
Temperature: Temp.: 23.9°C  
Comment 1: according to subpart B / LP 0002  
Ant.: HL025, ampl. Freq: 26.125GHz  
Emax: 52.09dBμV/m RBW: 1 MHz



**Field Strength under normal conditions**

**FCC RULES PART 15, SUBPART B / LP 0002**

Order Number: W6M20703-7955 802.11n ch1 20M  
Test Site / Operator: ETS / Derek  
Temperature: Temp.: 23.9°C  
Comment 1: according to subpart B / LP 0002  
Ant.: HK 116  
Freq:198.637MHz Emax:36.85dBμV/m RBW: 100 kHz

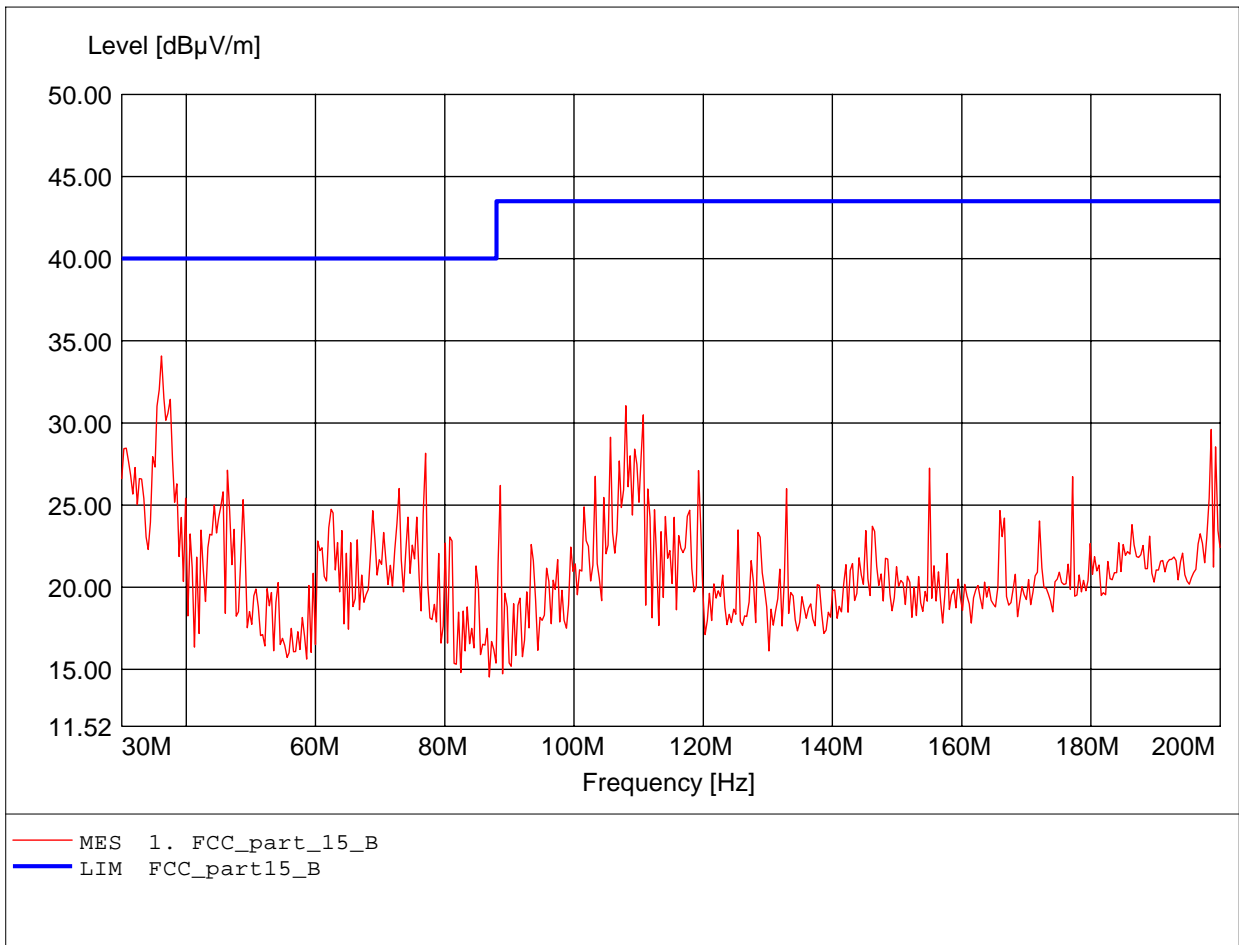




**Field Strength under normal conditions**

**FCC RULES PART 15, SUBPART B / LP 0002**

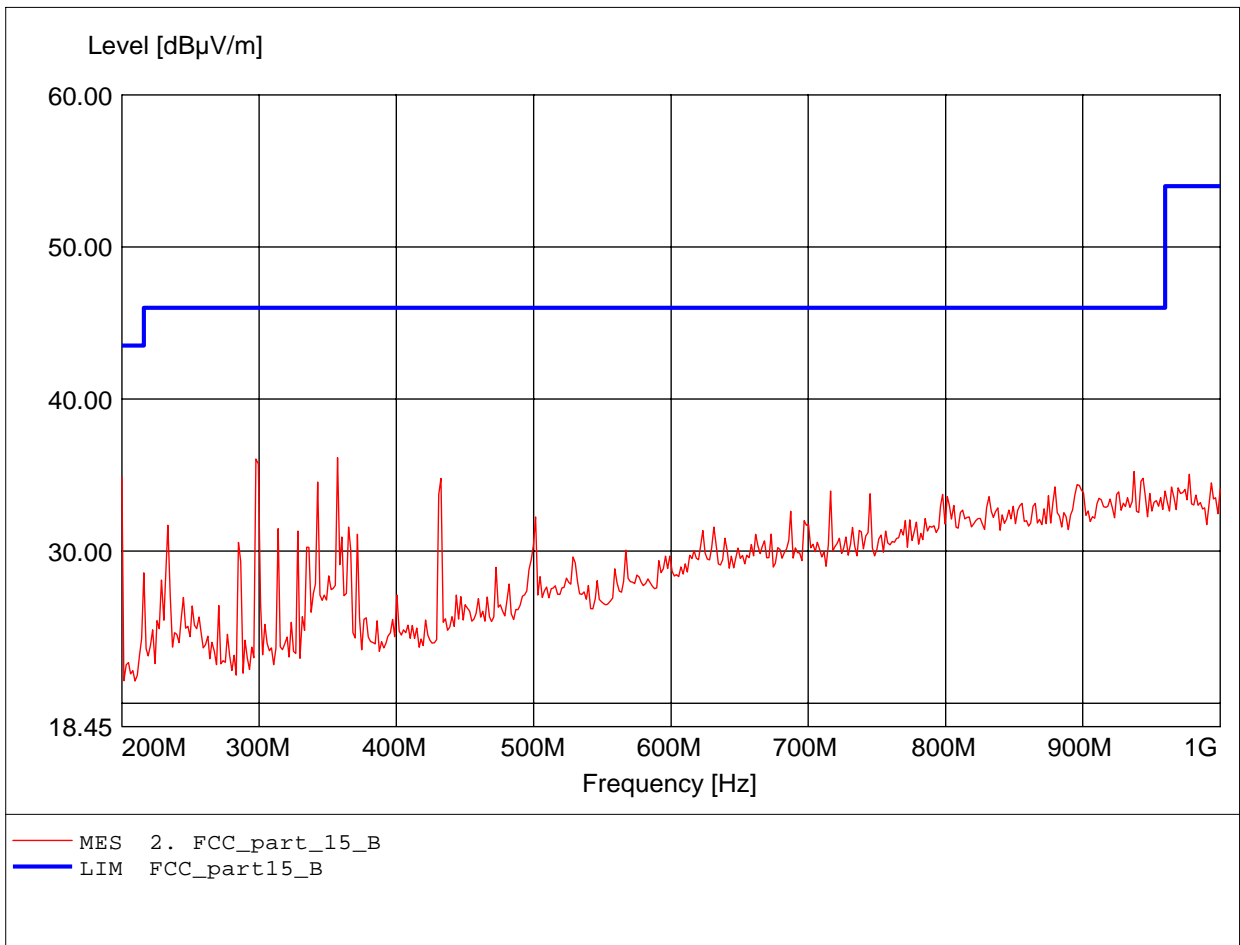
Order Number: W6M20703-7955 802.11n ch1 20M  
Test Site / Operator: ETS / Derek  
Temperature: Temp.: 23.9°C  
Comment 1: according to subpart B / LP 0002  
Ant.: HK 116  
Freq:36.132MHz Emax:34.07dBµV/m RBW: 100 kHz



**Field Strength under normal conditions**

**FCC RULES PART 15, SUBPART B / LP 0002**

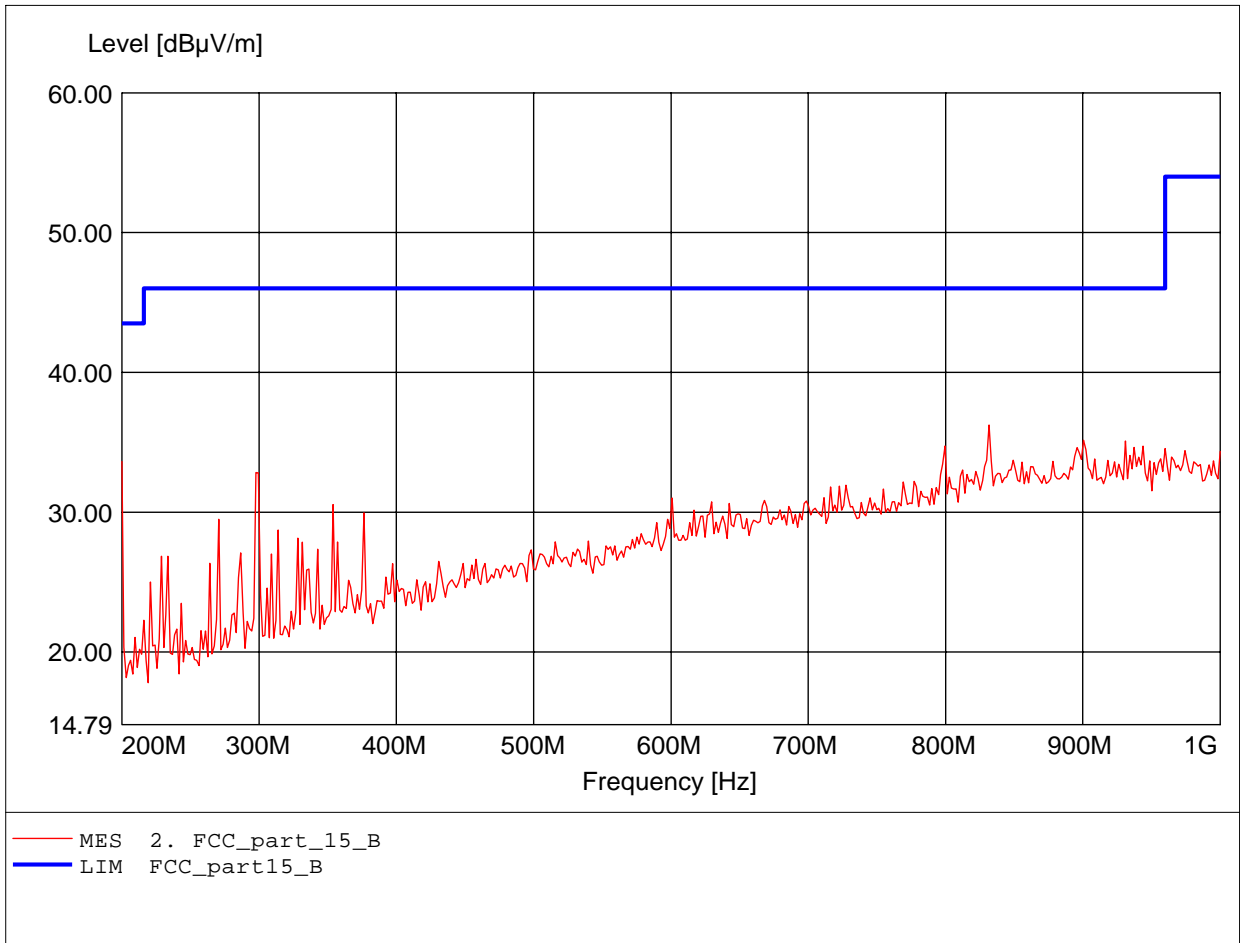
Order Number: W6M20703-7955 802.11n ch1 20M  
Test Site / Operator: ETS / Derek  
Temperature: Temp.: 23.9°C  
Comment 1: according to subpart B / LP 0002  
Ant.: HL 223, ampl.  
Freq: 357.114MHz Emax: 36.14dBμV/m RBW: 100 kHz



**Field Strength under normal conditions**

**FCC RULES PART 15, SUBPART B / LP 0002**

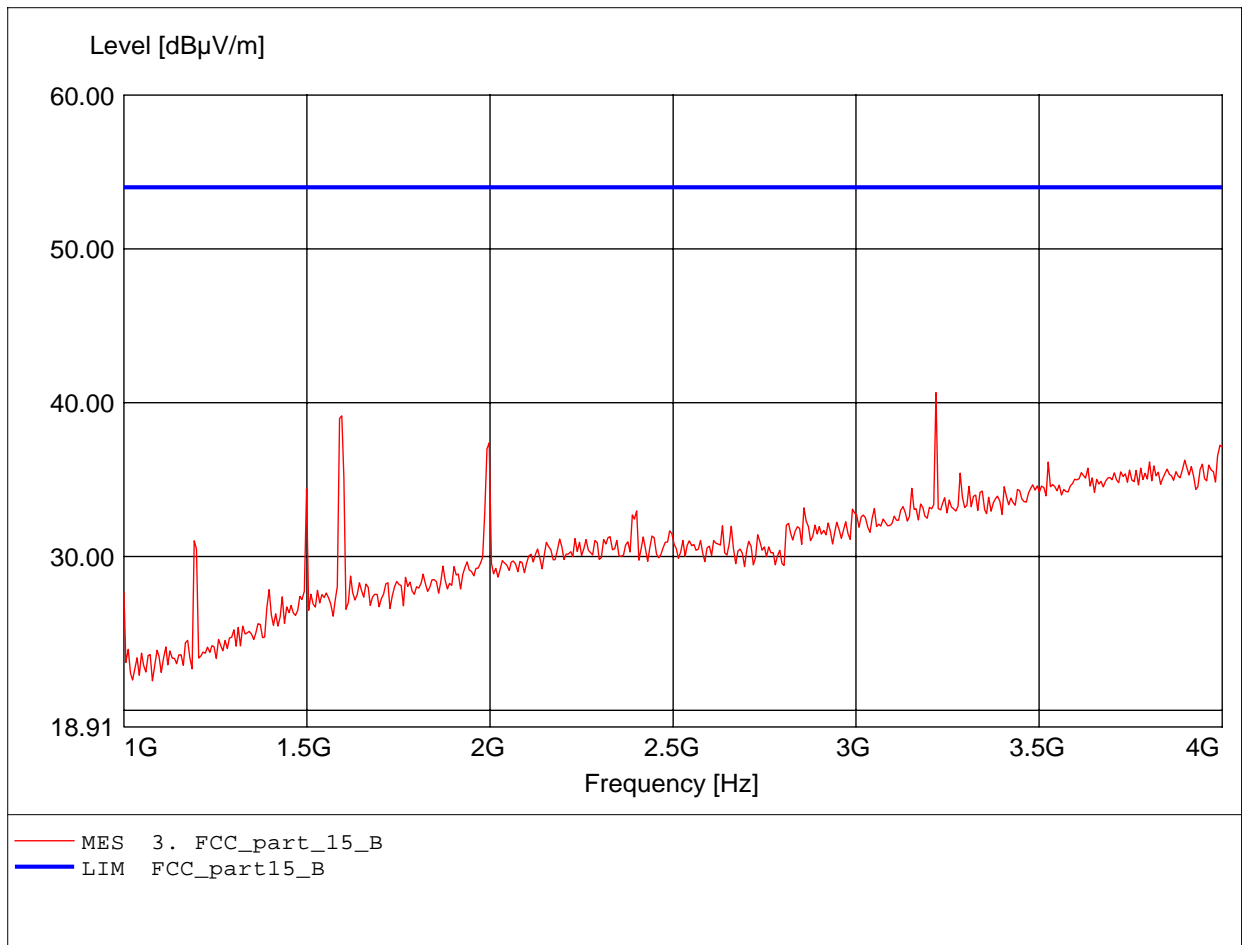
Order Number: W6M20703-7955 802.11n ch1 20M  
Test Site / Operator: ETS / Derek  
Temperature: Temp.: 23.9°C  
Comment 1: according to subpart B / LP 0002  
Ant.: HL 223, ampl.  
Freq:831.663MHz Emax:36.25dBμV/m RBW: 100 kHz



**Field Strength under normal conditions**

**FCC RULES PART 15, SUBPART B / LP 0002**

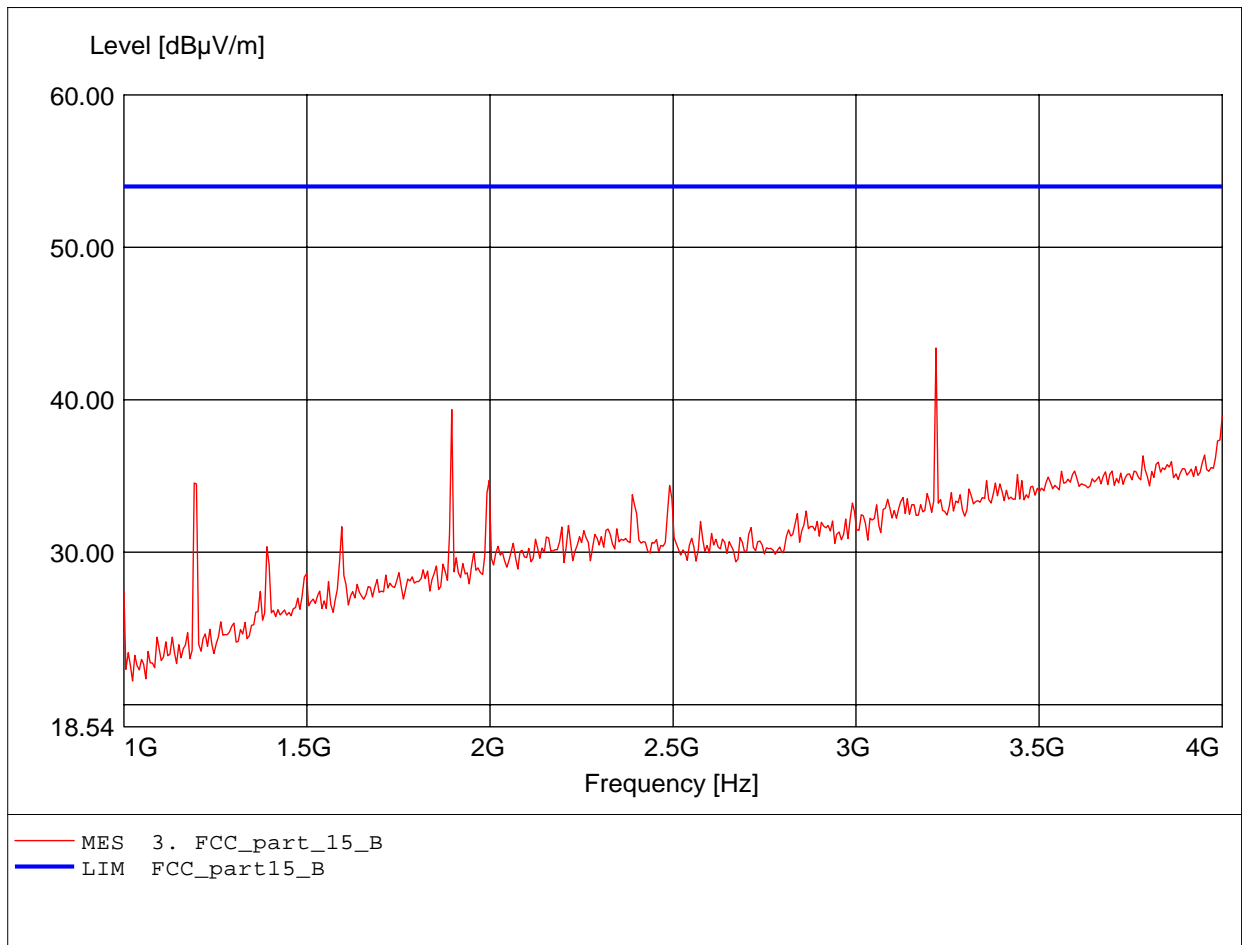
Order Number: W6M20703-7955 802.11n ch1 20M  
Test Site / Operator: ETS / Derek  
Temperature: Temp.: 23.9°C  
Comment 1: according to subpart B / LP 0002  
Ant.: HL25, ampl.  
Freq:3.218GHz Emax:40.66dBμV/m RBW: 1 MHz



**Field Strength under normal conditions**

**FCC RULES PART 15, SUBPART B / LP 0002**

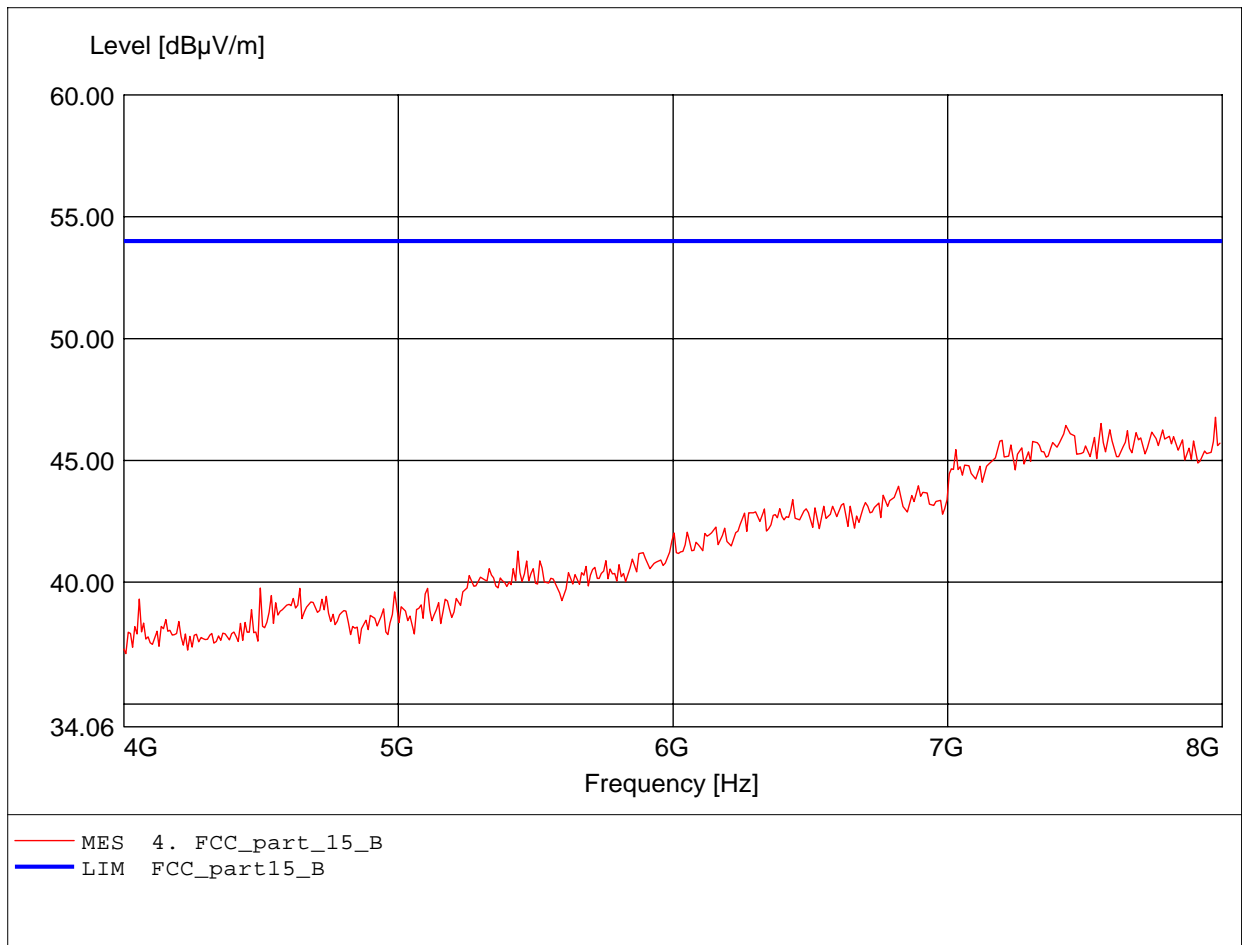
Order Number: W6M20703-7955 802.11n ch1 20M  
Test Site / Operator: ETS / Derek  
Temperature: Temp.: 23.9°C  
Comment 1: according to subpart B / LP 0002  
Ant.: HL25, ampl.  
Freq:3.218GHz Emax:43.40dBμV/m RBW: 1 MHz



**Field Strength under normal conditions**

**FCC RULES PART 15, SUBPART B / LP 0002**

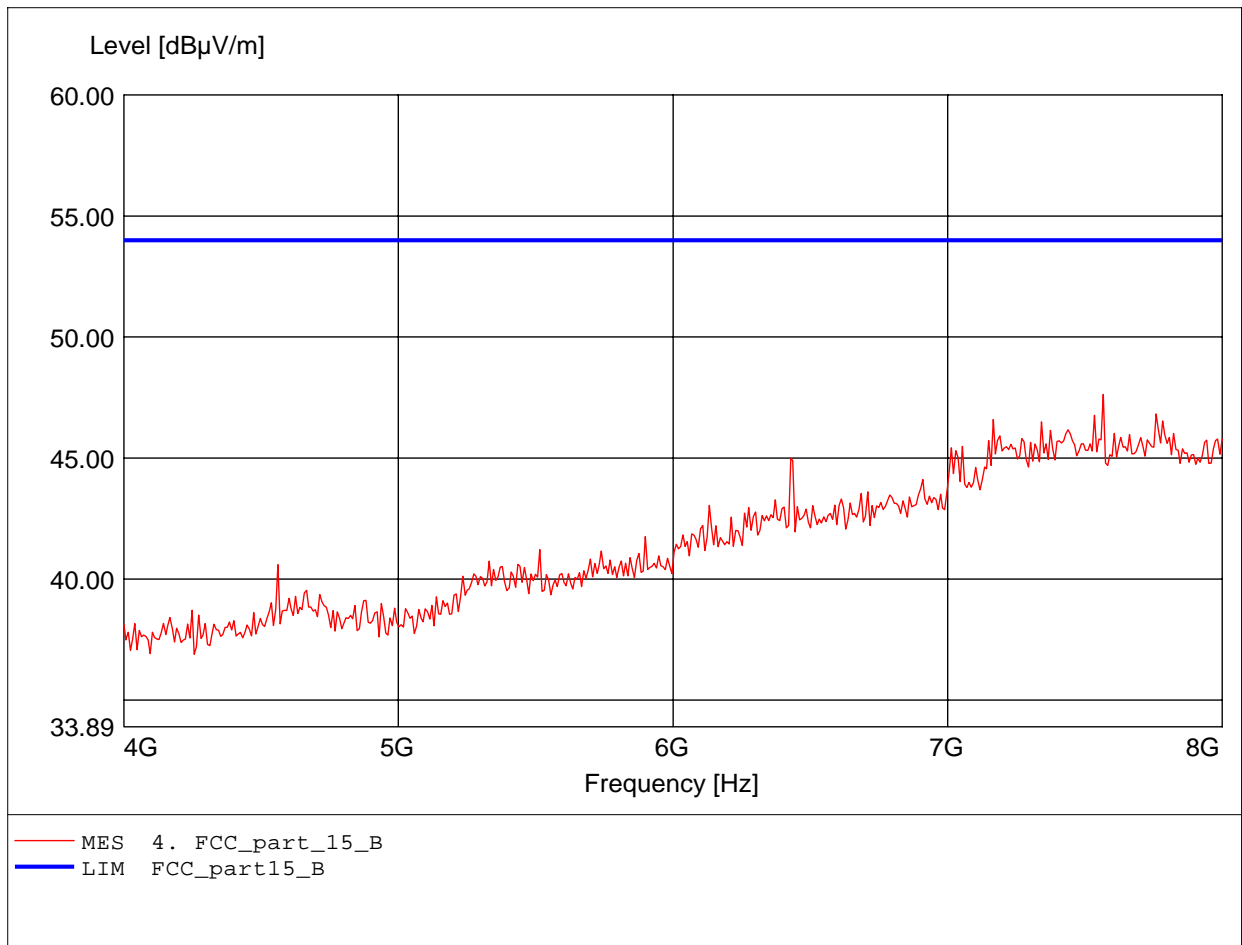
Order Number: W6M20703-7955 802.11n ch1 20M  
Test Site / Operator: ETS / Derek  
Temperature: Temp.: 23.9°C  
Comment 1: according to subpart B / LP 0002  
Ant.: HL25, ampl.  
Freq:7.976GHz Emax:46.77dBμV/m RBW: 1 MHz



**Field Strength under normal conditions**

**FCC RULES PART 15, SUBPART B / LP 0002**

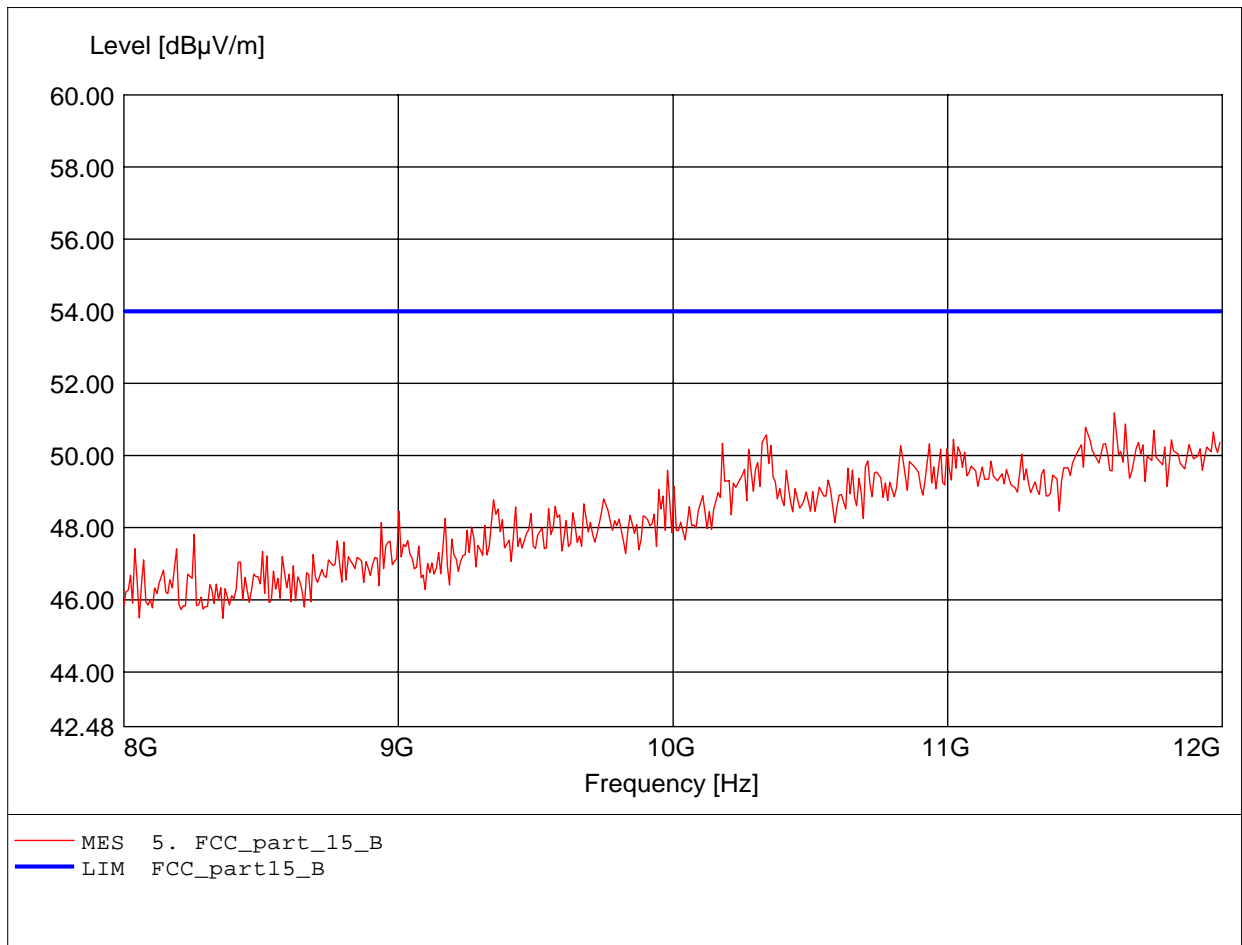
Order Number: W6M20703-7955 802.11n ch1 20M  
Test Site / Operator: ETS / Derek  
Temperature: Temp.: 23.9°C  
Comment 1: according to subpart B / LP 0002  
Ant.: HL25, ampl.  
Freq:7.567GHz Emax:47.63dBμV/m RBW: 1 MHz



**Field Strength under normal conditions**

**FCC RULES PART 15, SUBPART B / LP 0002**

Order Number: W6M20703-7955 802.11n ch1 20M  
Test Site / Operator: ETS / Derek  
Temperature: Temp.: 23.9°C  
Comment 1: according to subpart B / LP 0002  
Ant.: HL25, ampl.  
Freq:11.607GHz Emax:51.18dBμV/m RBW: 1 MHz

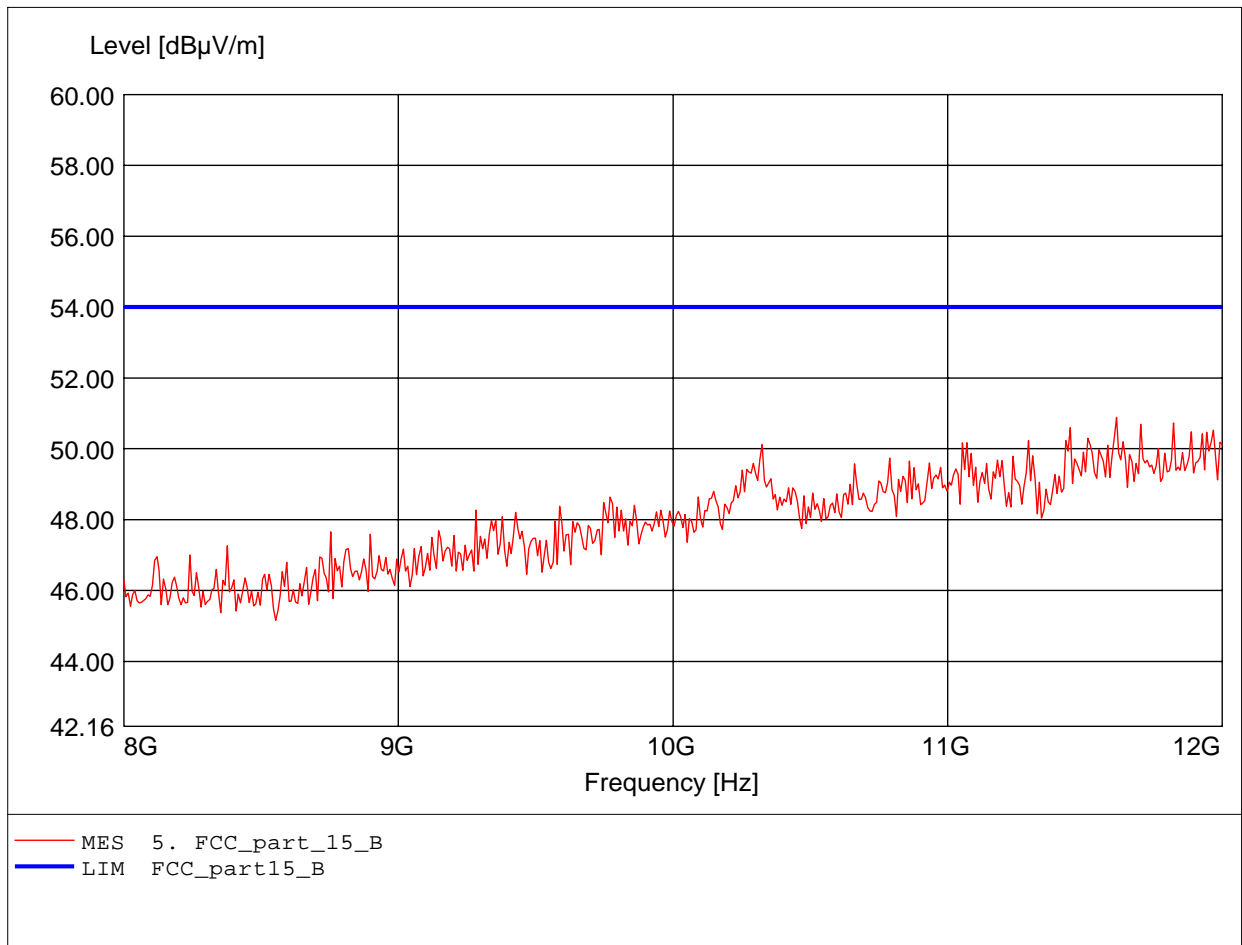




**Field Strength under normal conditions**

**FCC RULES PART 15, SUBPART B / LP 0002**

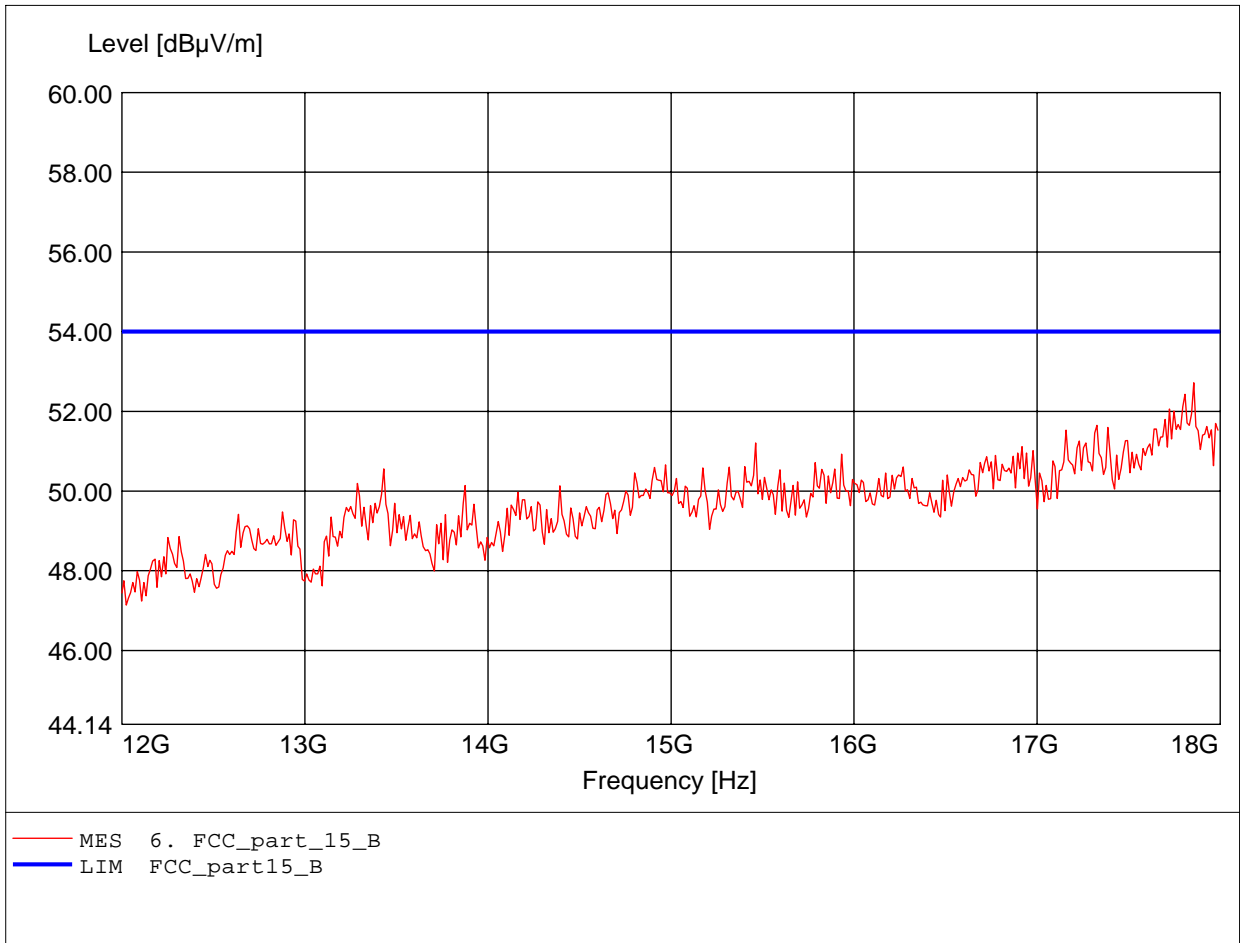
Order Number: W6M20703-7955 802.11n ch1 20M  
Test Site / Operator: ETS / Derek  
Temperature: Temp.: 23.9°C  
Comment 1: according to subpart B / LP 0002  
Ant.: HL25, ampl.  
Freq:11.615GHz Emax:50.89dBμV/m RBW: 1 MHz



**Field Strength under normal conditions**

**FCC RULES PART 15, SUBPART B / LP 0002**

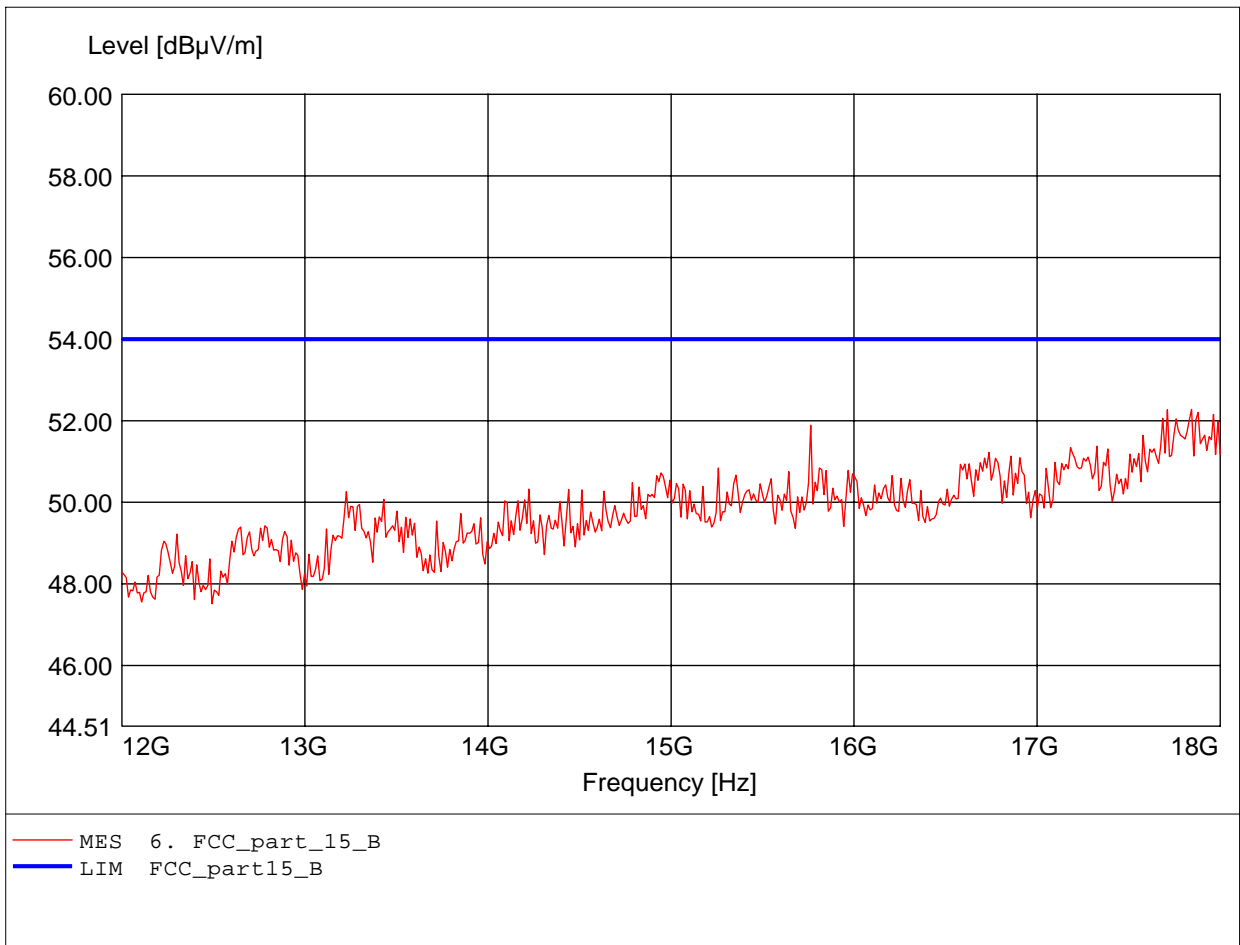
Order Number: W6M20703-7955 802.11n ch1 20M  
Test Site / Operator: ETS / Derek  
Temperature: Temp.: 23.9°C  
Comment 1: according to subpart B / LP 0002  
Ant.: HL25, ampl.  
Freq:17.856GHz Emax:52.72dBμV/m RBW: 1 MHz



**Field Strength under normal conditions**

**FCC RULES PART 15, SUBPART B / LP 0002**

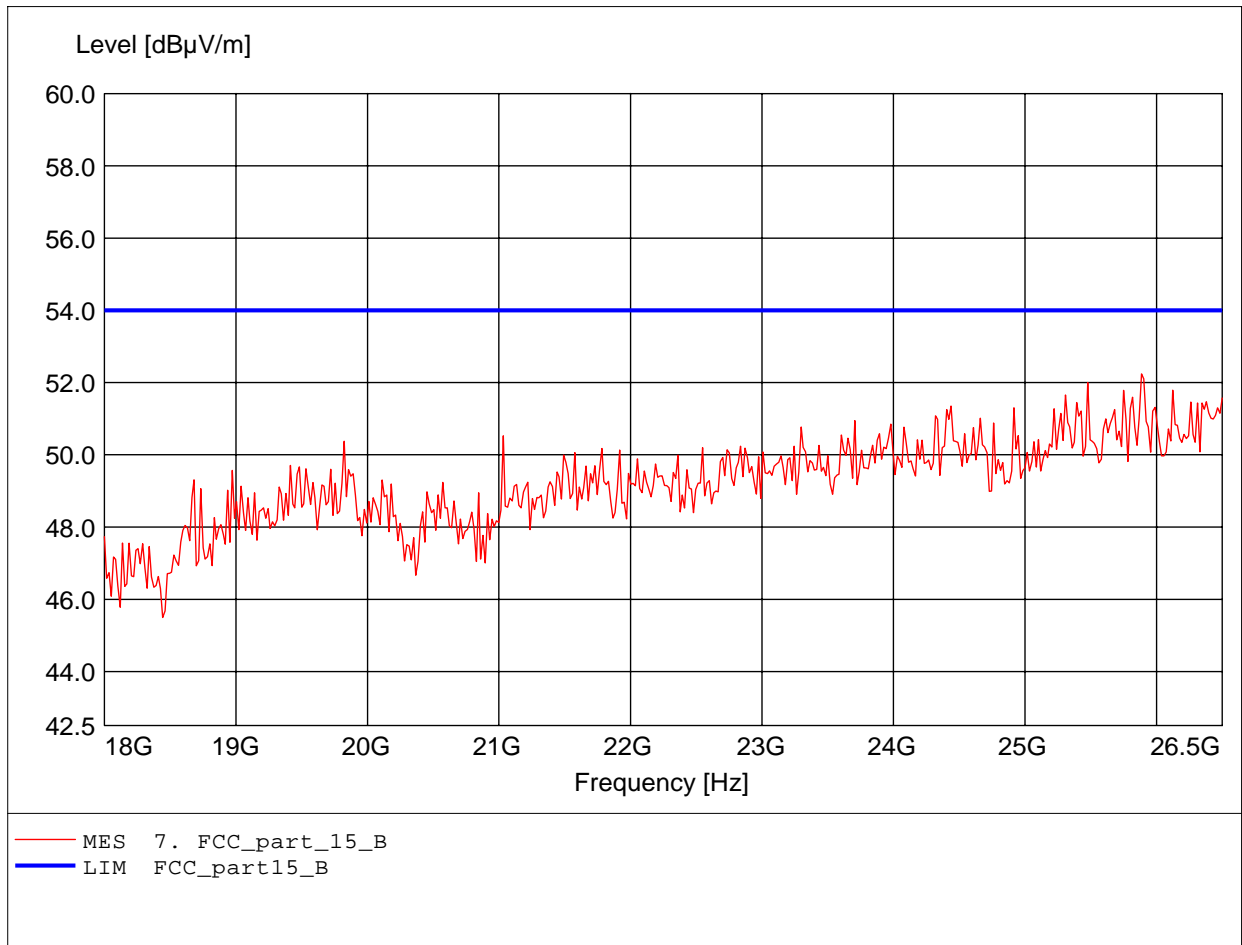
Order Number: W6M20703-7955 802.11n ch1 20M  
Test Site / Operator: ETS / Derek  
Temperature: Temp.: 23.9°C  
Comment 1: according to subpart B / LP 0002  
Ant.: HL25, ampl.  
Freq:17.844GHz Emax:52.28dBμV/m RBW: 1 MHz



**Field Strength under normal conditions**

**FCC RULES PART 15, SUBPART B / LP 0002**

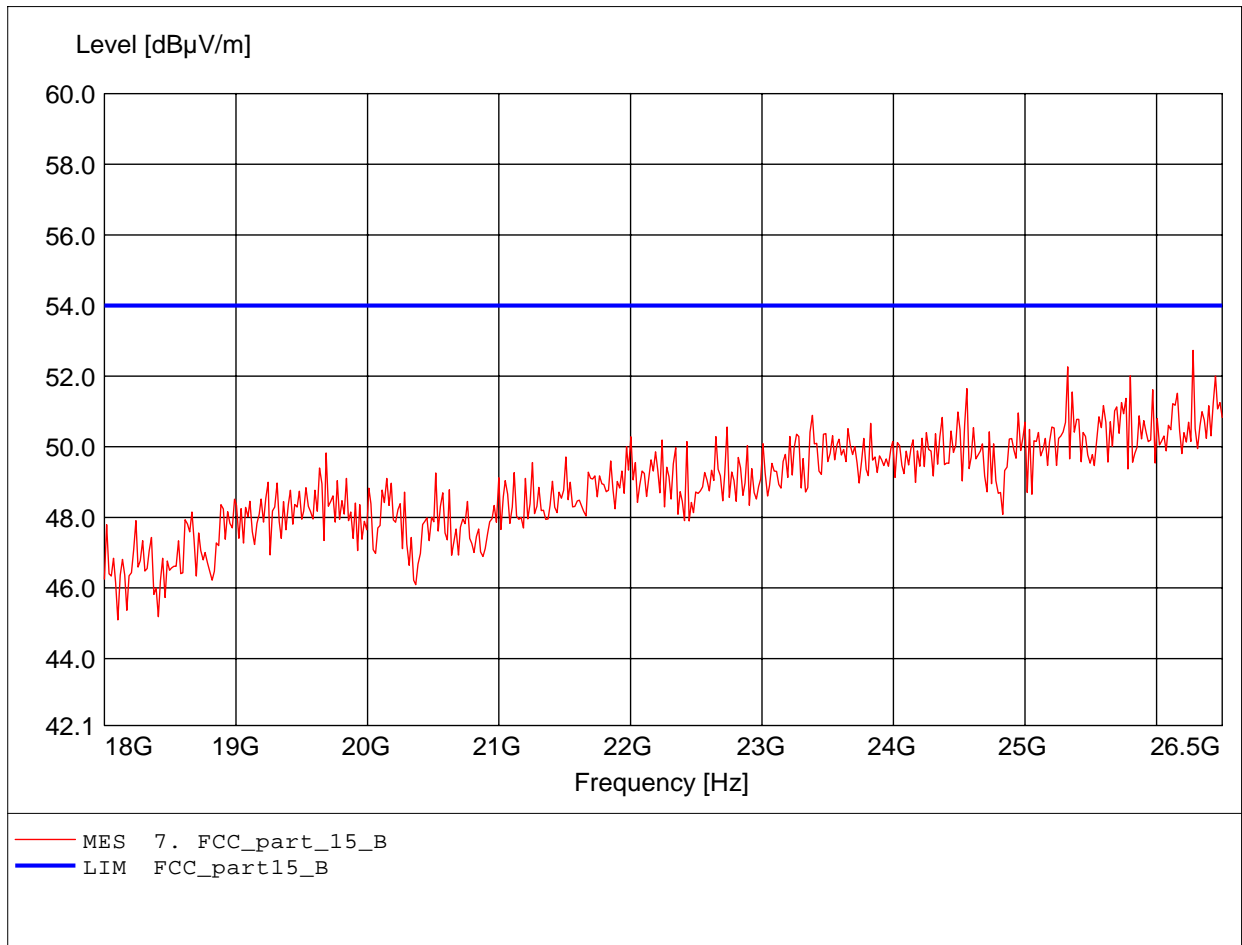
Order Number: W6M20703-7955 802.11n ch1 20M  
Test Site / Operator: ETS / Derek  
Temperature: Temp.: 23.9°C  
Comment 1: according to subpart B / LP 0002  
Ant.: HL025, ampl. Freq:25.887GHz  
Emax:52.24dBμV/m RBW: 1 MHz



**Field Strength under normal conditions**

**FCC RULES PART 15, SUBPART B / LP 0002**

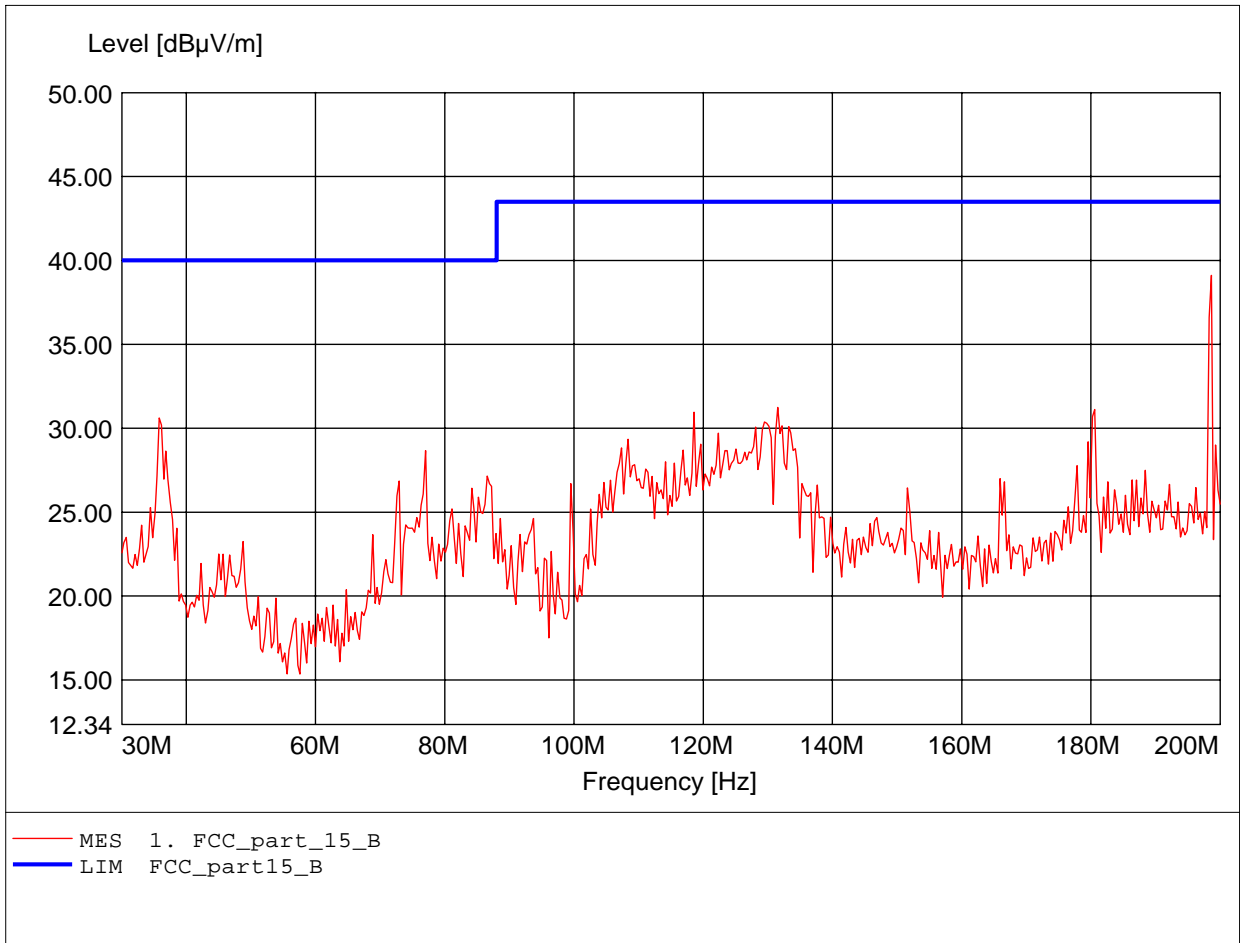
Order Number: W6M20703-7955 802.11n ch1 20M  
Test Site / Operator: ETS / Derek  
Temperature: Temp.: 23.9°C  
Comment 1: according to subpart B / LP 0002  
Ant.: HL025, ampl. Freq:26.279GHz  
Emax:52.73dBμV/m RBW: 1 MHz



**Field Strength under normal conditions**

**FCC RULES PART 15, SUBPART B / LP 0002**

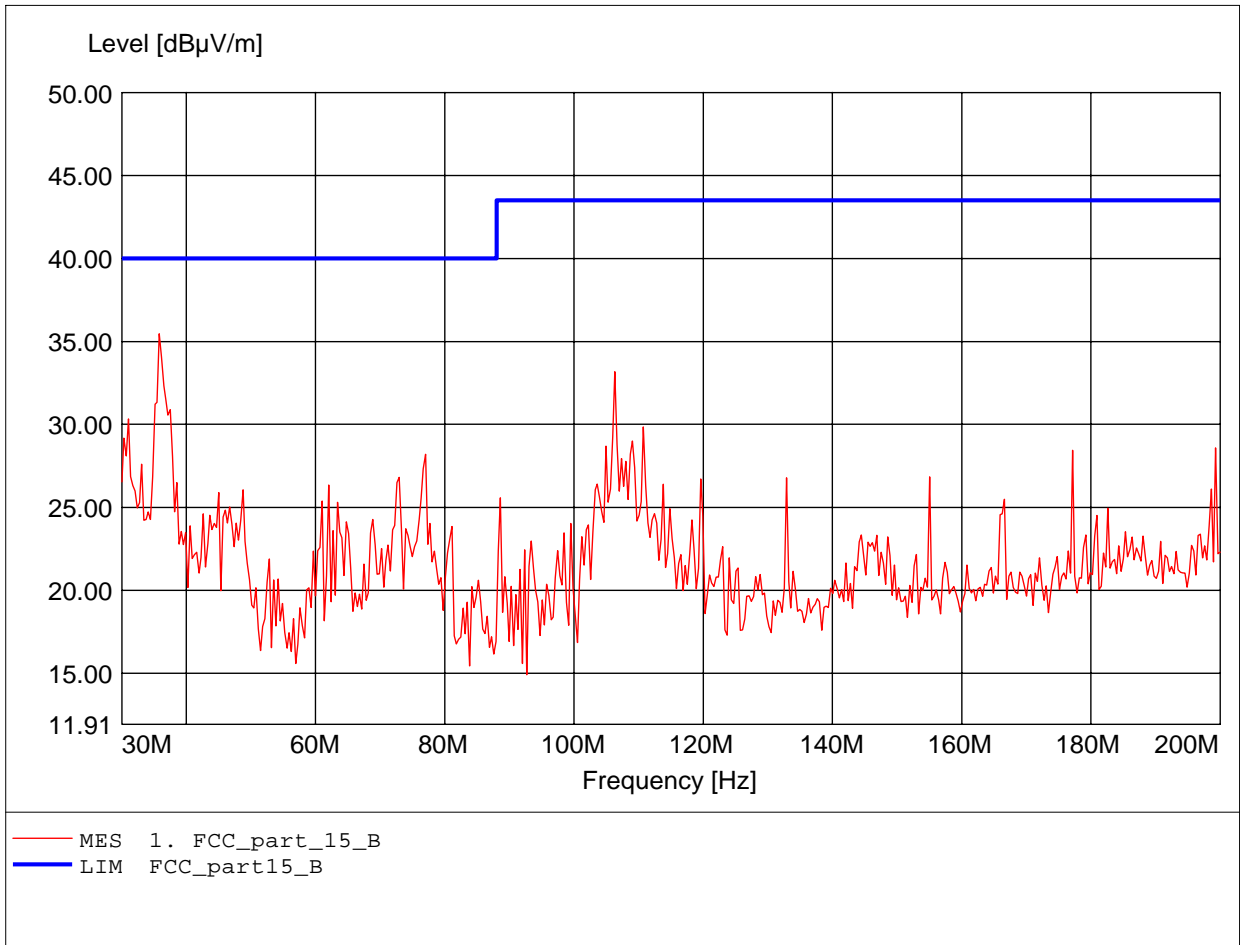
Order Number: W6M20703-7955 802.11n ch6 20M  
Test Site / Operator: ETS / Derek  
Temperature: Temp.: 23.9°C  
Comment 1: according to subpart B / LP 0002  
Ant.: HK 116  
Freq:198.637MHz Emax:39.11dBμV/m RBW: 100 kHz



**Field Strength under normal conditions**

**FCC RULES PART 15, SUBPART B / LP 0002**

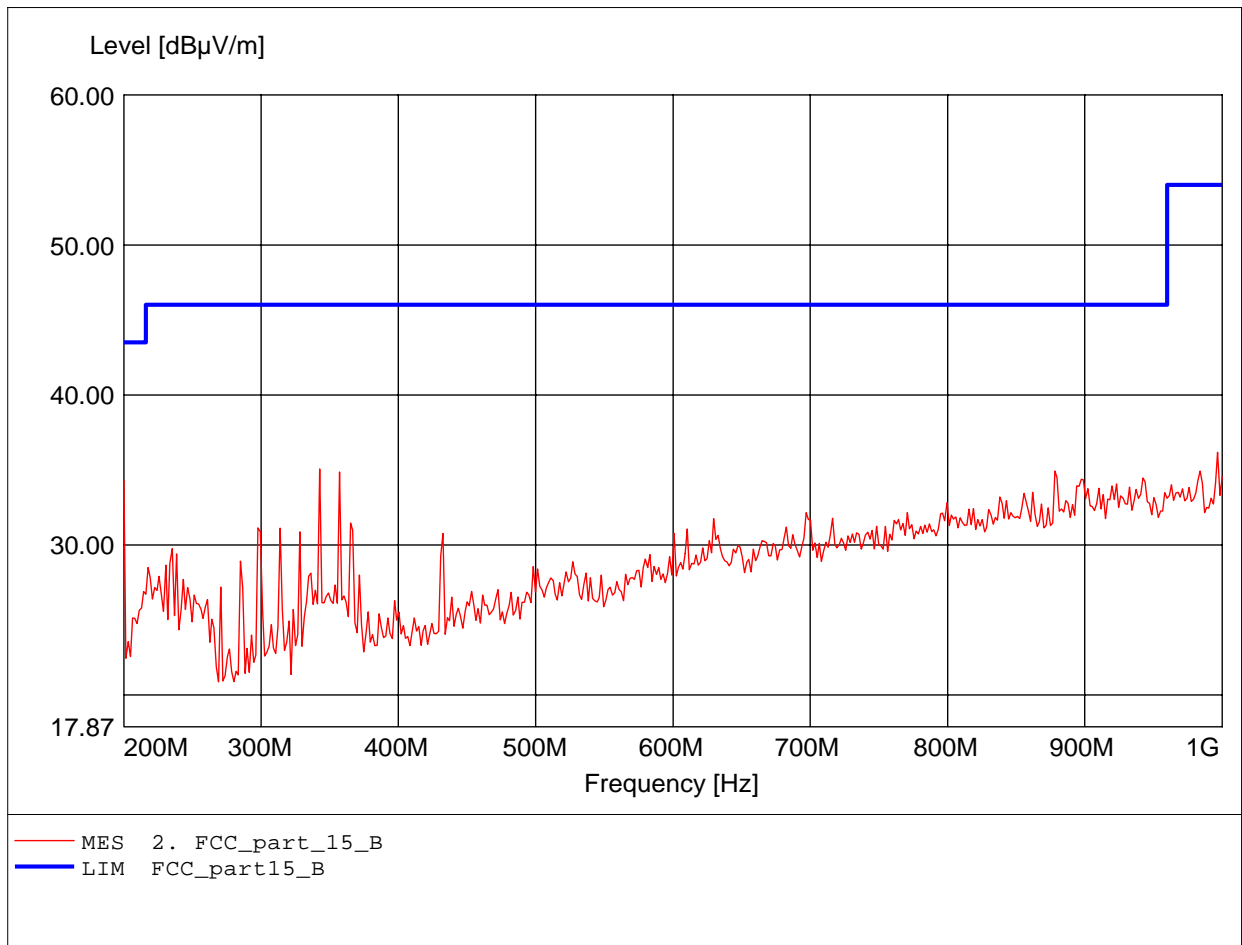
Order Number: W6M20703-7955 802.11n ch6 20M  
Test Site / Operator: ETS / Derek  
Temperature: Temp.: 23.9°C  
Comment 1: according to subpart B / LP 0002  
Ant.: HK 116  
Freq:35.792MHz Emax:35.46dBμV/m RBW: 100 kHz



**Field Strength under normal conditions**

**FCC RULES PART 15, SUBPART B / LP 0002**

Order Number: W6M20703-7955 802.11n ch6 20M  
Test Site / Operator: ETS / Derek  
Temperature: Temp.: 23.9°C  
Comment 1: according to subpart B / LP 0002  
Ant.: HL 223, ampl.  
Freq:996.794MHz Emax:36.18dBμV/m RBW: 100 kHz

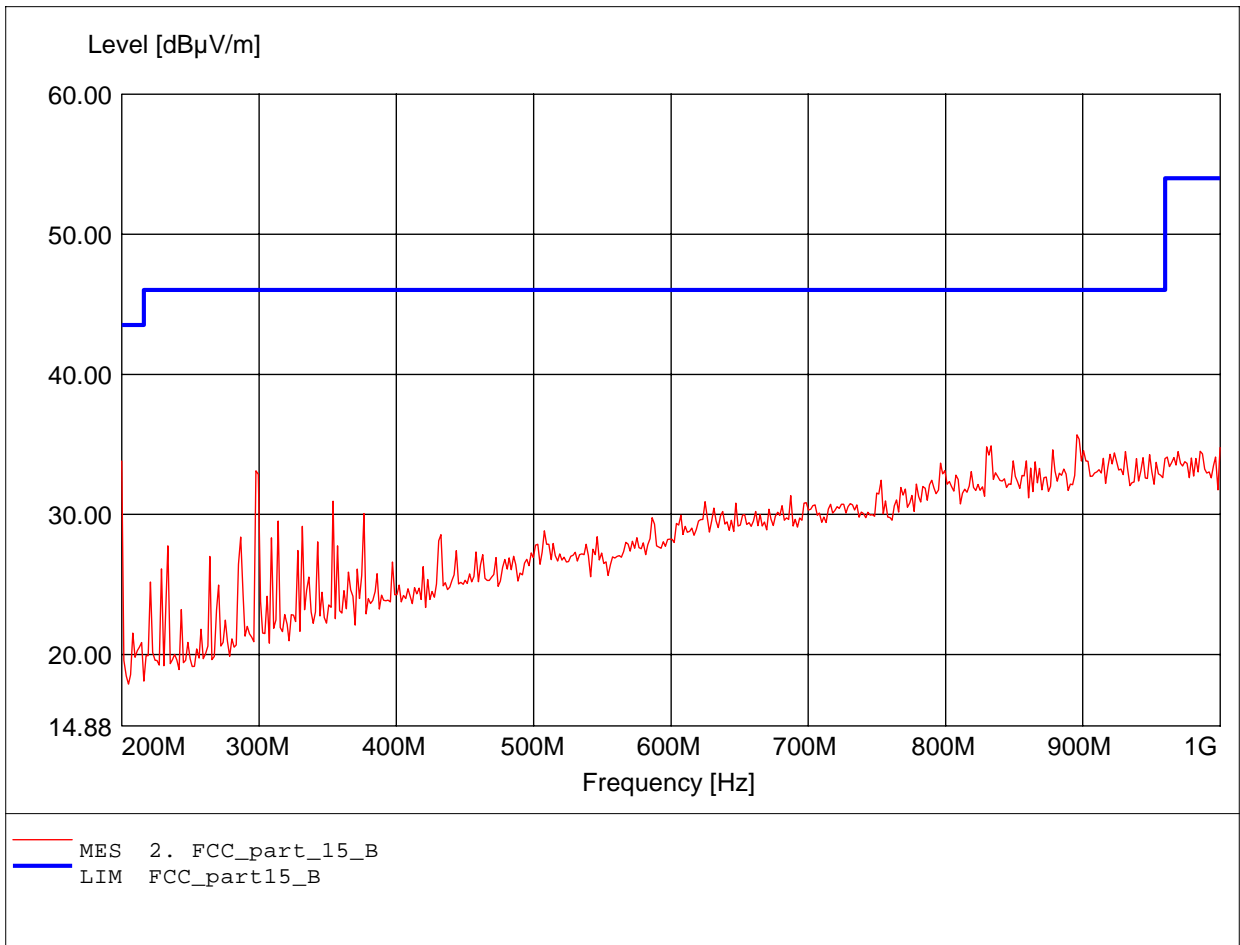




**Field Strength under normal conditions**

**FCC RULES PART 15, SUBPART B / LP 0002**

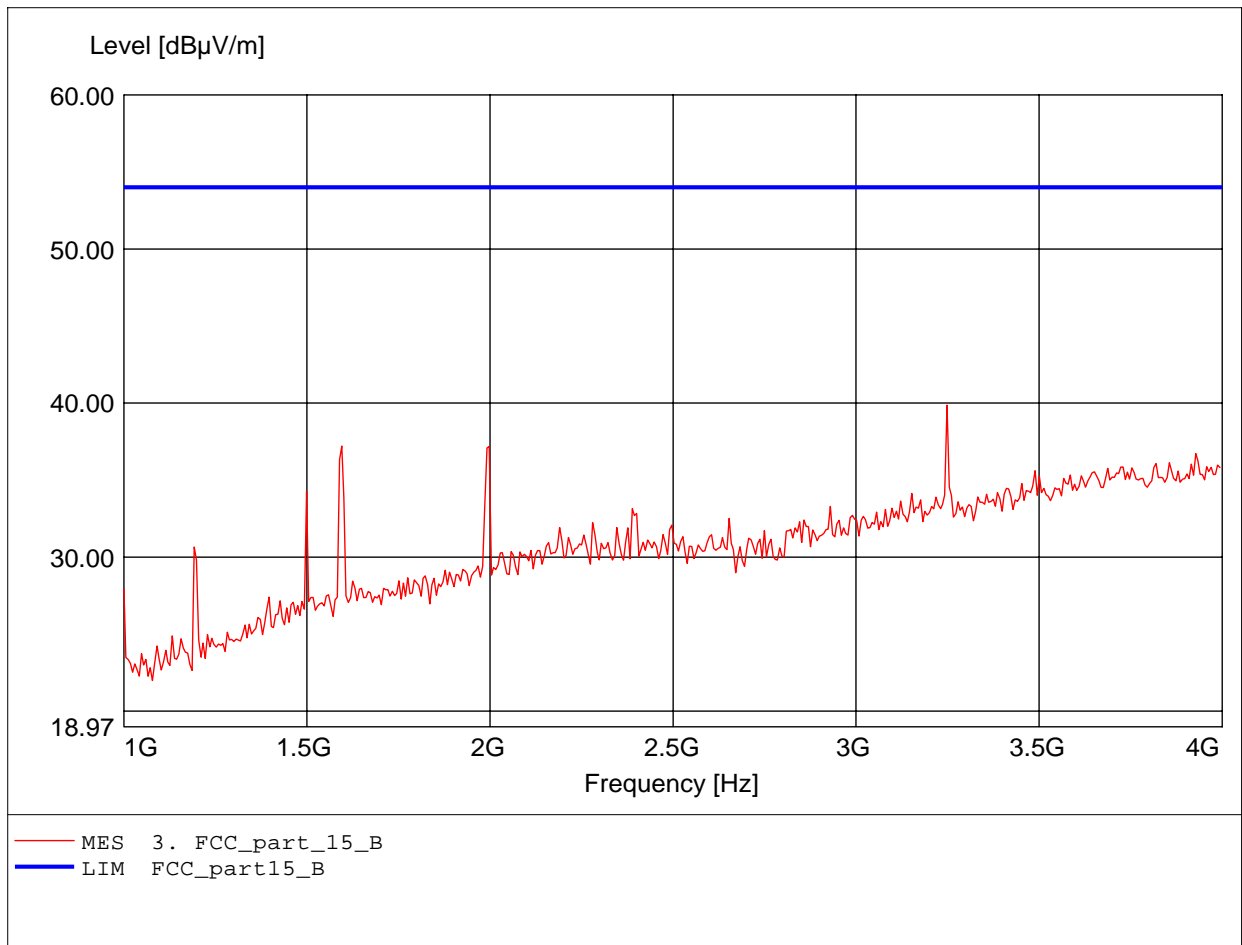
Order Number: W6M20703-7955 802.11n ch6 20M  
Test Site / Operator: ETS / Derek  
Temperature: Temp.: 23.9°C  
Comment 1: according to subpart B / LP 0002  
Ant.: HL 223, ampl.  
Freq:895.792MHz Emax:35.68dBμV/m RBW: 100 kHz



**Field Strength under normal conditions**

**FCC RULES PART 15, SUBPART B / LP 0002**

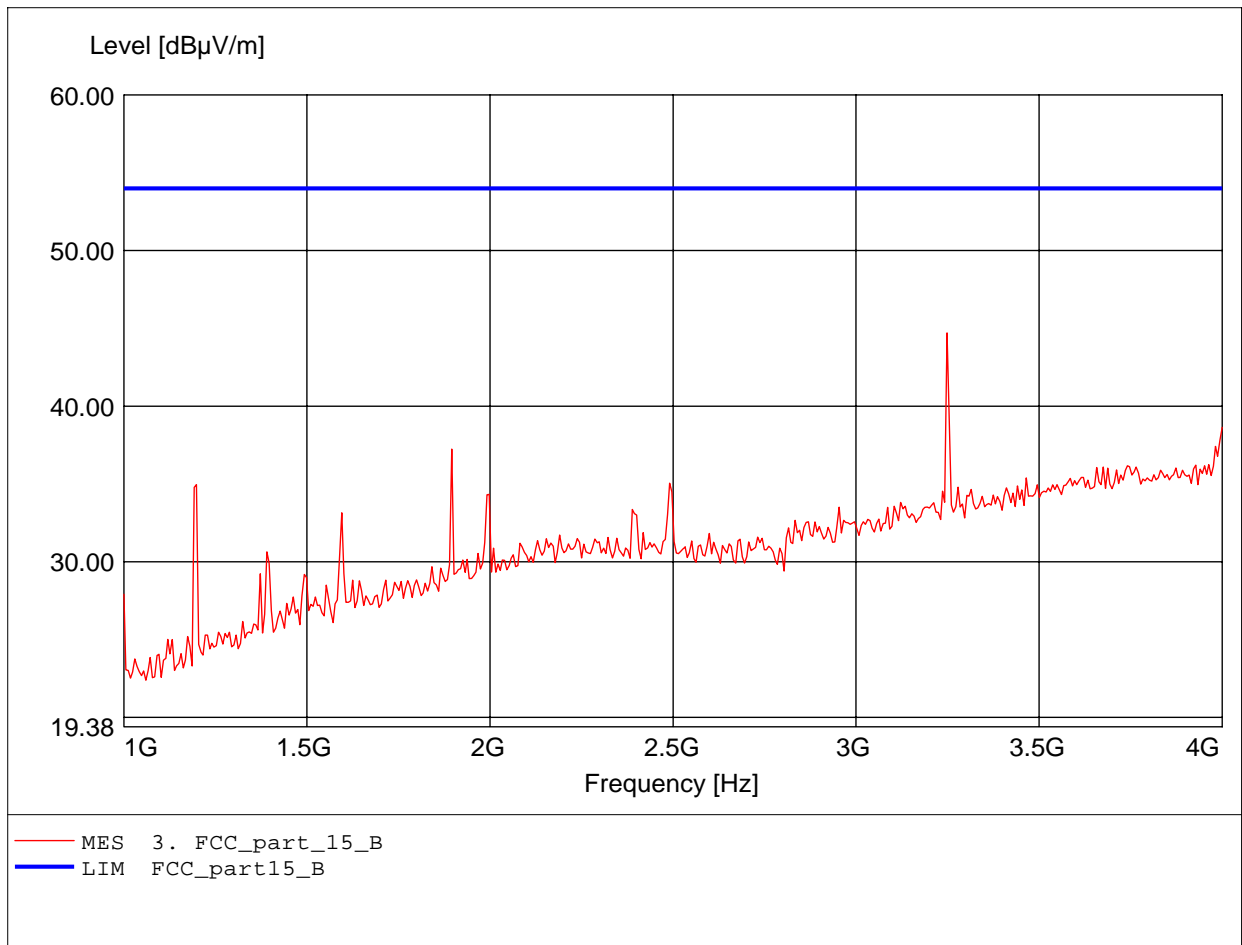
Order Number: W6M20703-7955 802.11n ch6 20M  
Test Site / Operator: ETS / Derek  
Temperature: Temp.: 23.9°C  
Comment 1: according to subpart B / LP 0002  
Ant.: HL25, ampl.  
Freq:3.248GHz Emax:39.86dBμV/m RBW: 1 MHz



**Field Strength under normal conditions**

**FCC RULES PART 15, SUBPART B / LP 0002**

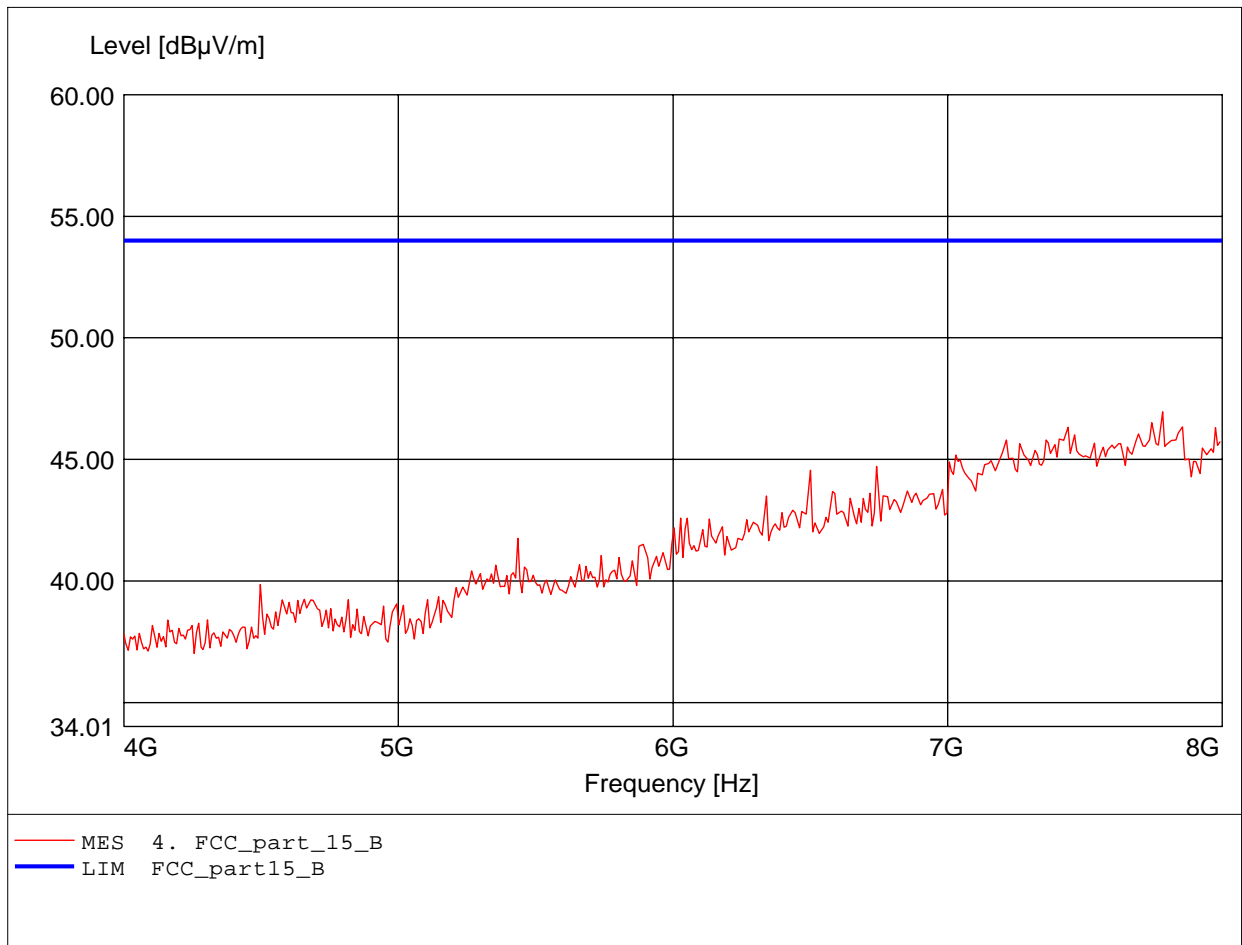
Order Number: W6M20703-7955 802.11n ch6 20M  
Test Site / Operator: ETS / Derek  
Temperature: Temp.: 23.9°C  
Comment 1: according to subpart B / LP 0002  
Ant.: HL25, ampl.  
Freq:3.248GHz Emax:44.70dBμV/m RBW: 1 MHz



**Field Strength under normal conditions**

**FCC RULES PART 15, SUBPART B / LP 0002**

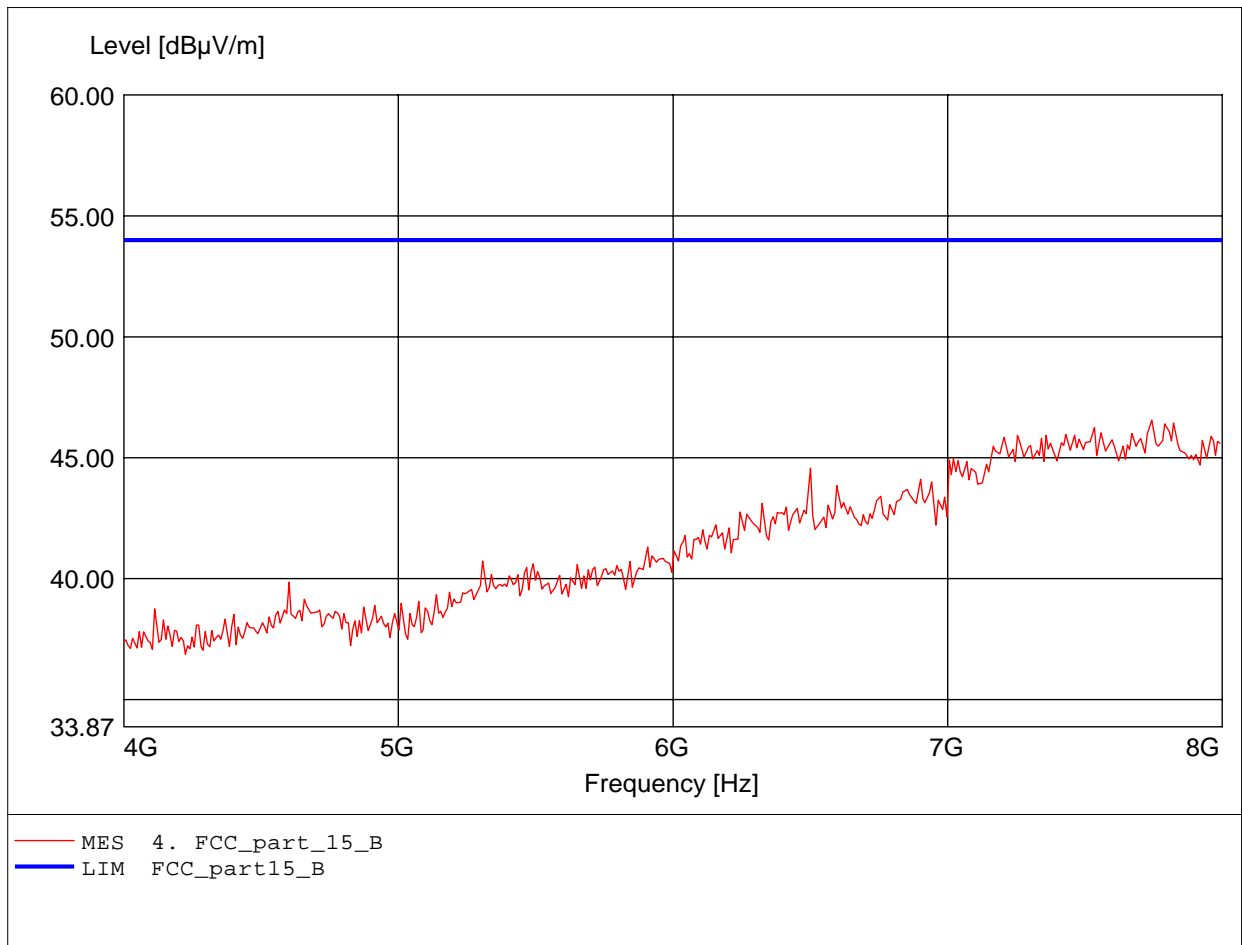
Order Number: W6M20703-7955 802.11n ch6 20M  
Test Site / Operator: ETS / Derek  
Temperature: Temp.: 23.9°C  
Comment 1: according to subpart B / LP 0002  
Ant.: HL25, ampl.  
Freq:7.784GHz Emax:46.95dBμV/m RBW: 1 MHz



**Field Strength under normal conditions**

**FCC RULES PART 15, SUBPART B / LP 0002**

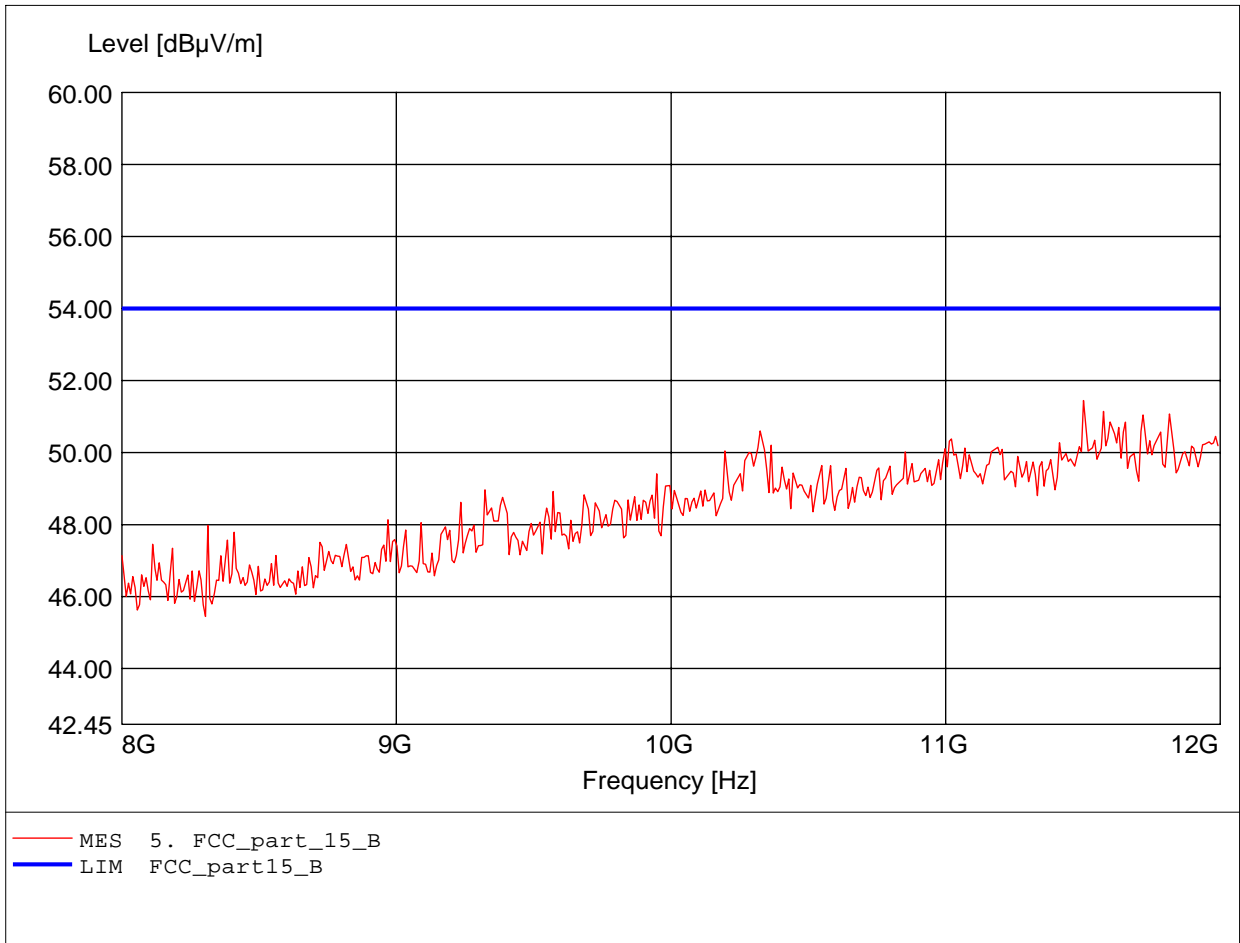
Order Number: W6M20703-7955 802.11n ch6 20M  
Test Site / Operator: ETS / Derek  
Temperature: Temp.: 23.9°C  
Comment 1: according to subpart B / LP 0002  
Ant.: HL25, ampl.  
Freq:7.743GHz Emax:46.55dBμV/m RBW: 1 MHz



**Field Strength under normal conditions**

**FCC RULES PART 15, SUBPART B / LP 0002**

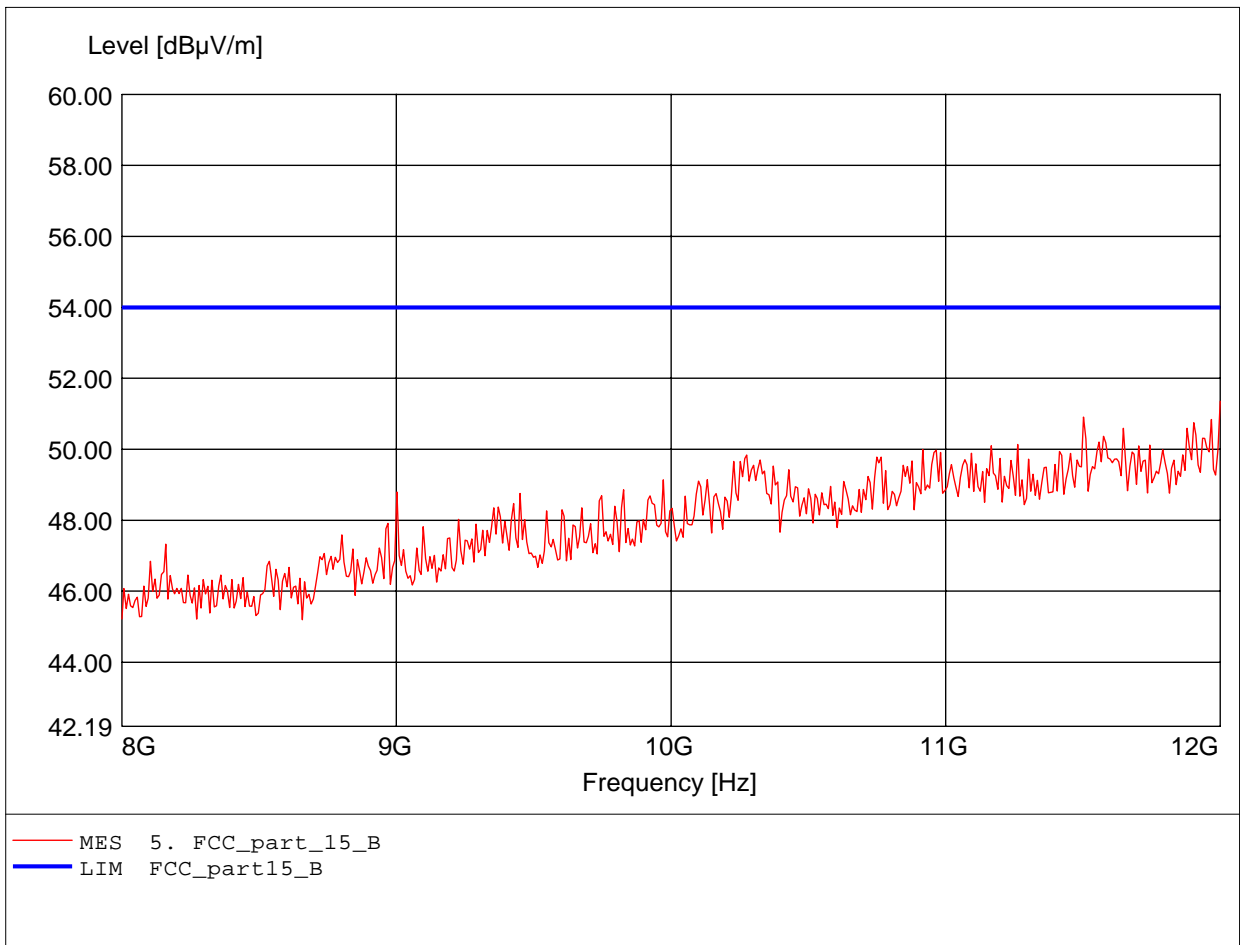
Order Number: W6M20703-7955 802.11n ch6 20M  
Test Site / Operator: ETS / Derek  
Temperature: Temp.: 23.9°C  
Comment 1: according to subpart B / LP 0002  
Ant.: HL25, ampl.  
Freq:11.503GHz Emax:51.45dBμV/m RBW: 1 MHz



**Field Strength under normal conditions**

**FCC RULES PART 15, SUBPART B / LP 0002**

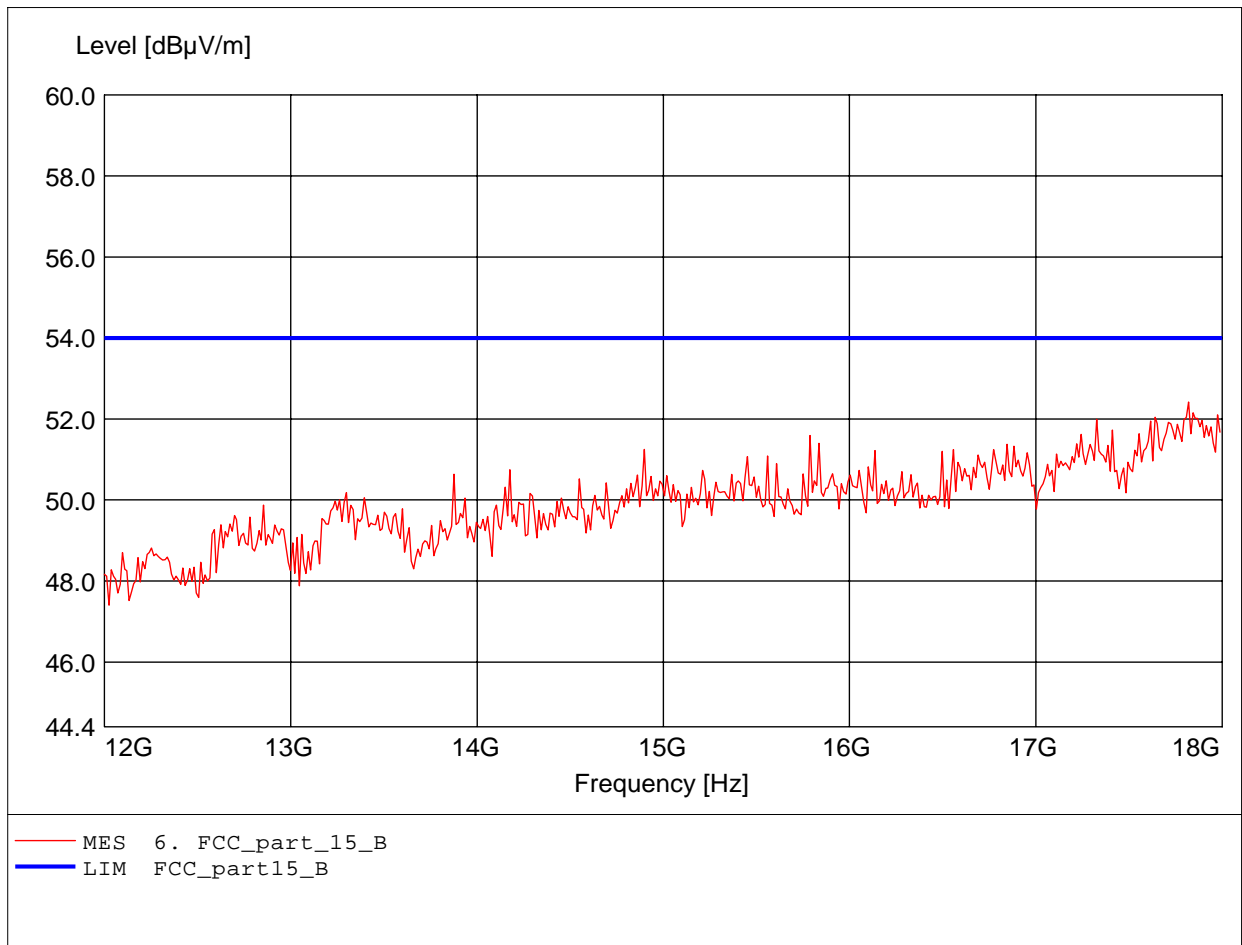
Order Number: W6M20703-7955 802.11n ch6 20M  
Test Site / Operator: ETS / Derek  
Temperature: Temp.: 23.9°C  
Comment 1: according to subpart B / LP 0002  
Ant.: HL25, ampl.  
Freq:12.000GHz Emax:51.35dBμV/m RBW: 1 MHz



**Field Strength under normal conditions**

**FCC RULES PART 15, SUBPART B / LP 0002**

Order Number: W6M20703-7955 802.11n ch6 20M  
Test Site / Operator: ETS / Derek  
Temperature: Temp.: 23.9°C  
Comment 1: according to subpart B / LP 0002  
Ant.: HL25, ampl.  
Freq:17.820GHz Emax:52.42dBμV/m RBW: 1 MHz

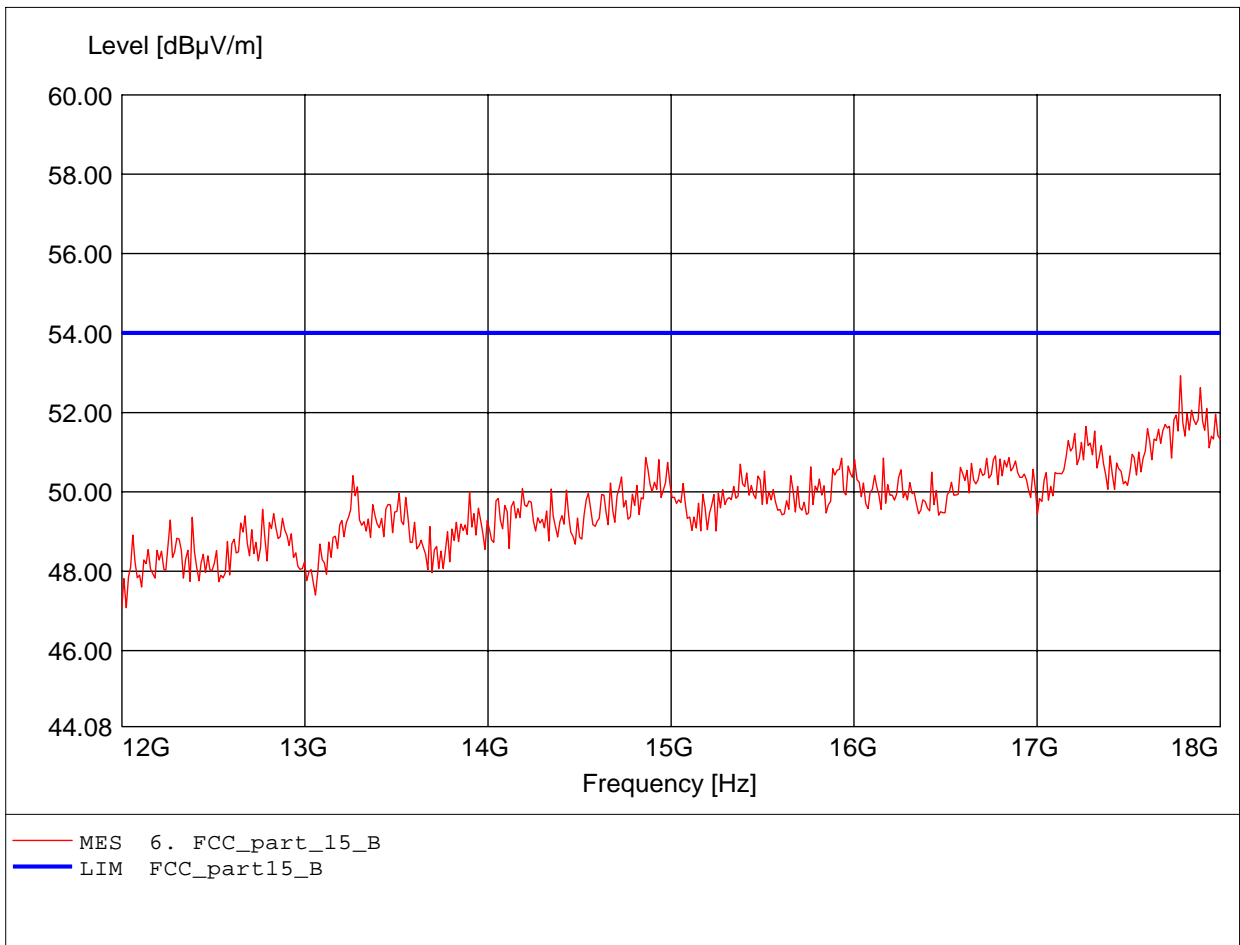




**Field Strength under normal conditions**

**FCC RULES PART 15, SUBPART B / LP 0002**

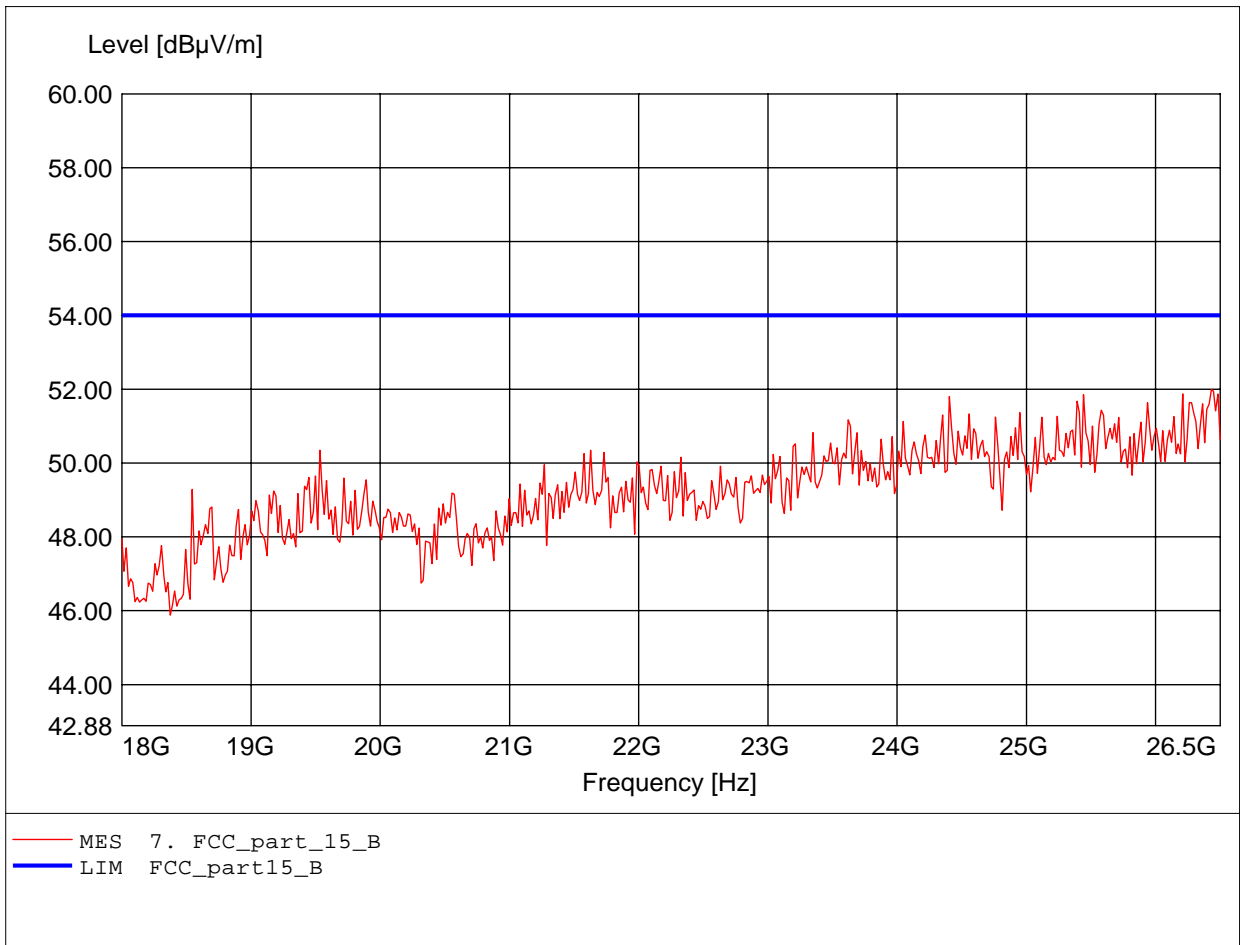
Order Number: W6M20703-7955 802.11n ch6 20M  
Test Site / Operator: ETS / Derek  
Temperature: Temp.: 23.9°C  
Comment 1: according to subpart B / LP 0002  
Ant.: HL25, ampl.  
Freq:17.784GHz Emax:52.92dBμV/m RBW: 1 MHz



**Field Strength under normal conditions**

**FCC RULES PART 15, SUBPART B / LP 0002**

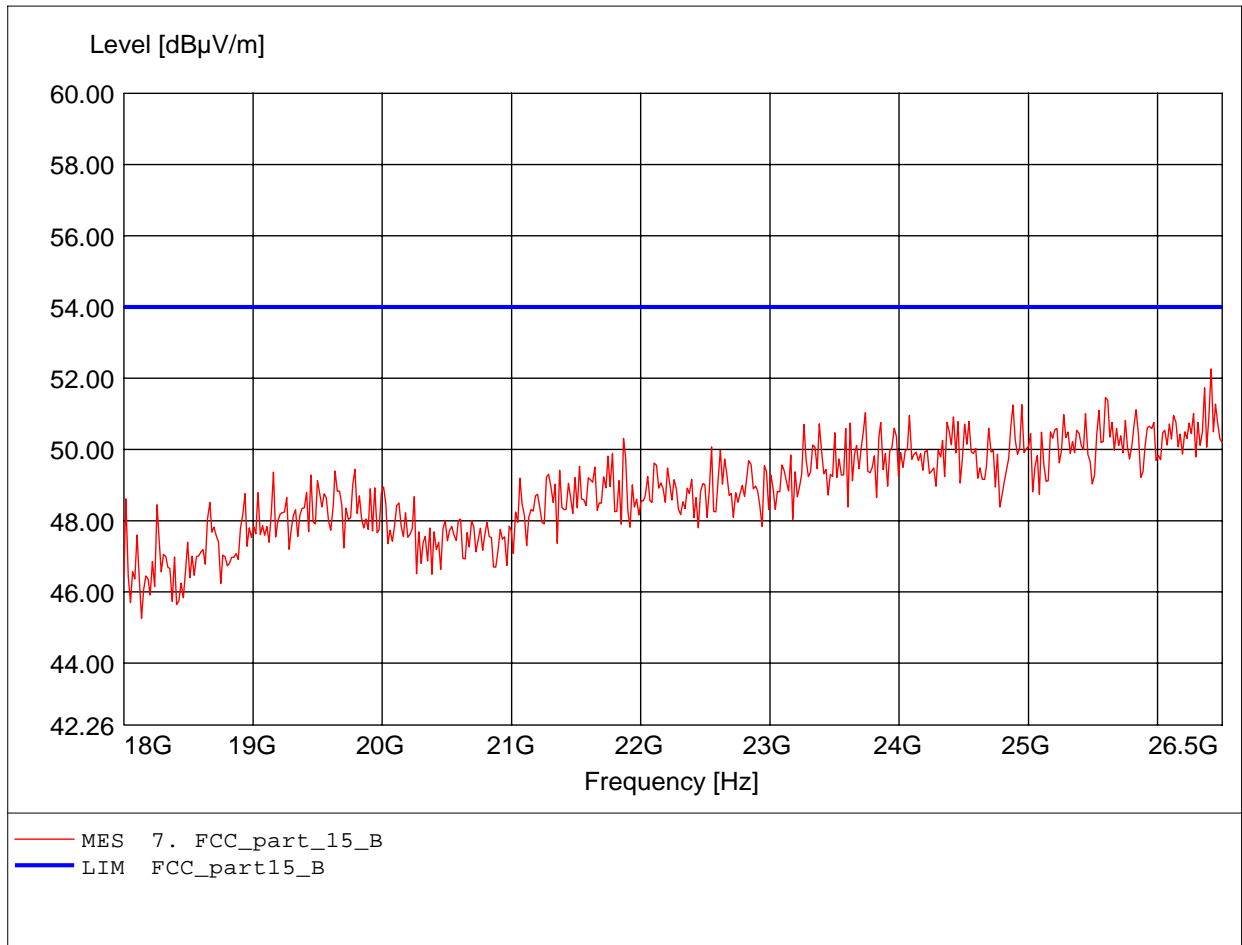
Order Number: W6M20703-7955 802.11n ch6 20M  
Test Site / Operator: ETS / Derek  
Temperature: Temp.: 23.9°C  
Comment 1: according to subpart B / LP 0002  
Ant.: HL025, ampl. Freq:26.432GHz  
Emax:51.99dBμV/m RBW: 1 MHz



**Field Strength under normal conditions**

**FCC RULES PART 15, SUBPART B / LP 0002**

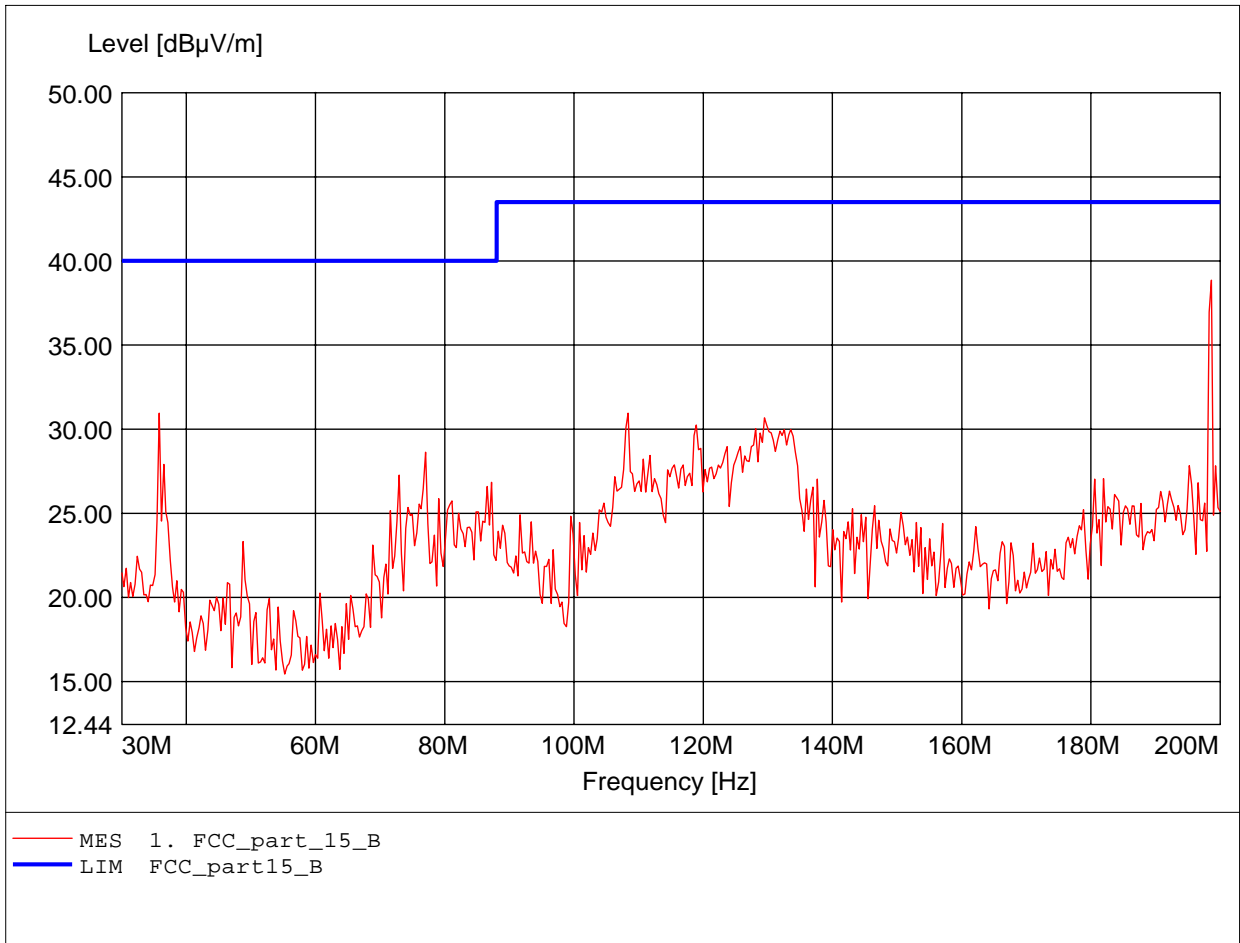
Order Number: W6M20703-7955 802.11n ch6 20M  
Test Site / Operator: ETS / Derek  
Temperature: Temp.: 23.9°C  
Comment 1: according to subpart B / LP 0002  
Ant.: HL025, ampl. Freq:26.415GHz  
Emax:52.26dBμV/m RBW: 1 MHz



**Field Strength under normal conditions**

**FCC RULES PART 15, SUBPART B / LP 0002**

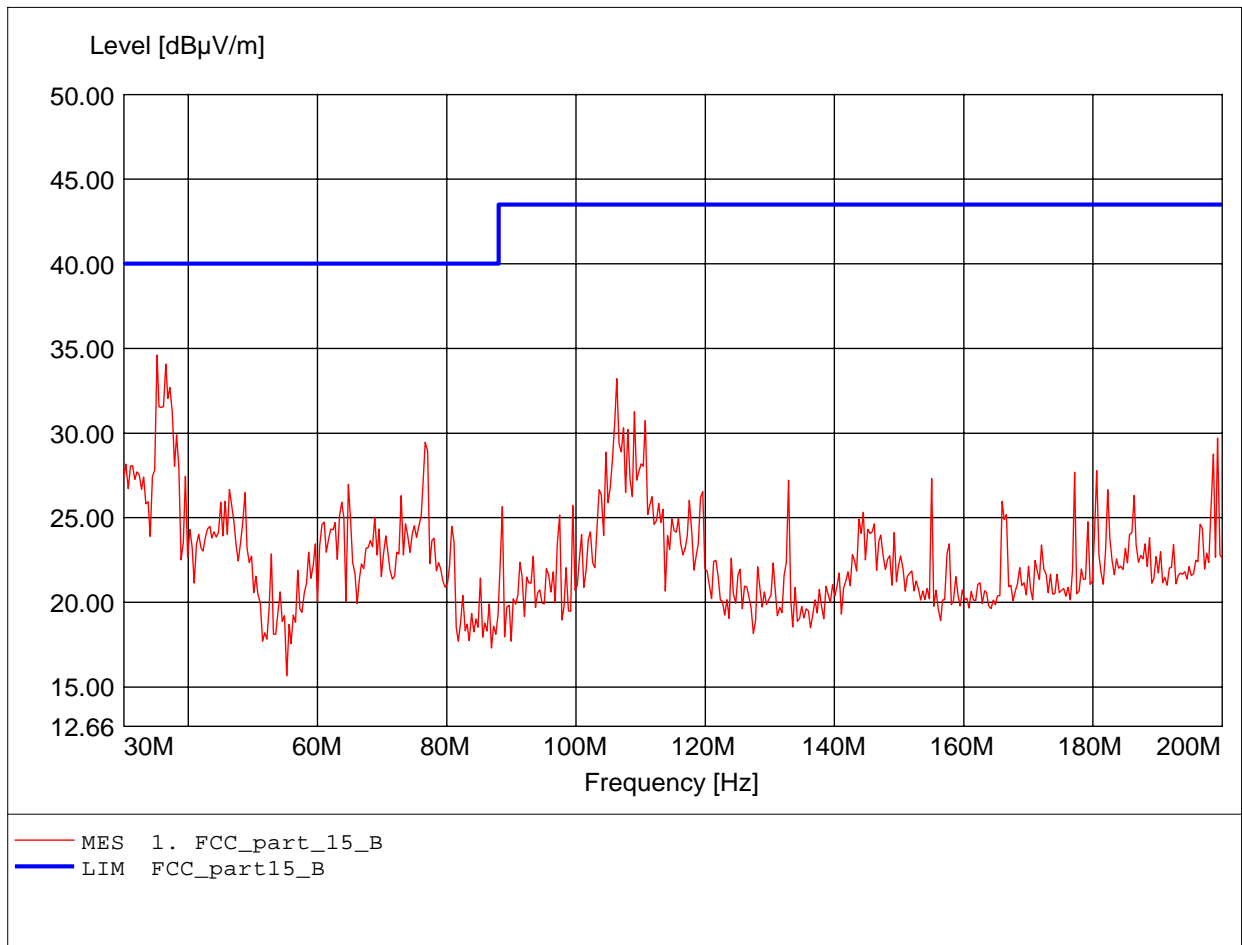
Order Number: W6M20703-7955 802.11n ch11 20M  
Test Site / Operator: ETS / Derek  
Temperature: Temp.: 23.9°C  
Comment 1: according to subpart B / LP 0002  
Ant.: HK 116  
Freq:198.637MHz Emax:38.86dBµV/m RBW: 100 kHz



**Field Strength under normal conditions**

**FCC RULES PART 15, SUBPART B / LP 0002**

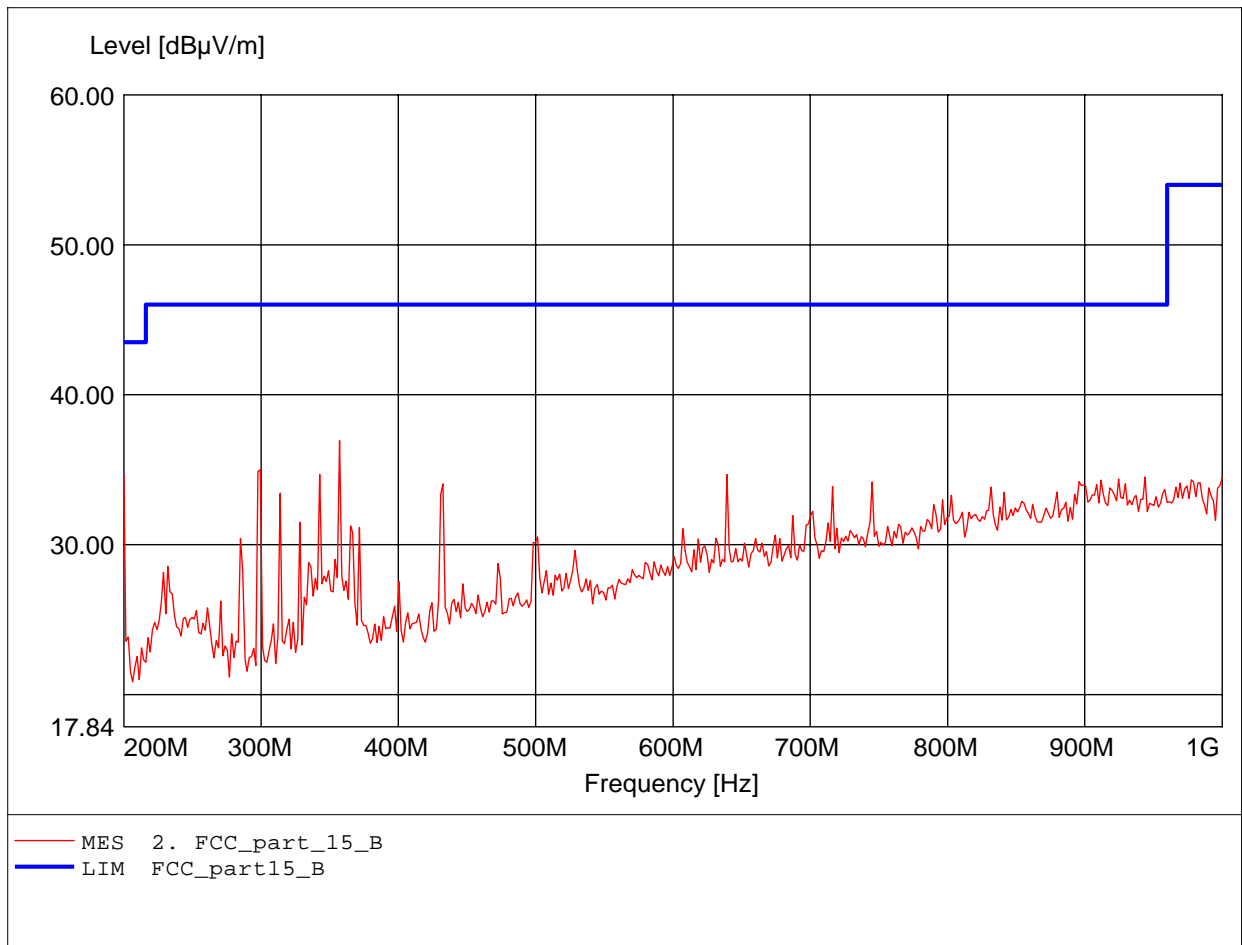
Order Number: W6M20703-7955 802.11n ch11 20M  
Test Site / Operator: ETS / Derek  
Temperature: Temp.: 23.9°C  
Comment 1: according to subpart B / LP 0002  
Ant.: HK 116  
Freq:35.110MHz Emax:34.60dBµV/m RBW: 100 kHz



**Field Strength under normal conditions**

**FCC RULES PART 15, SUBPART B / LP 0002**

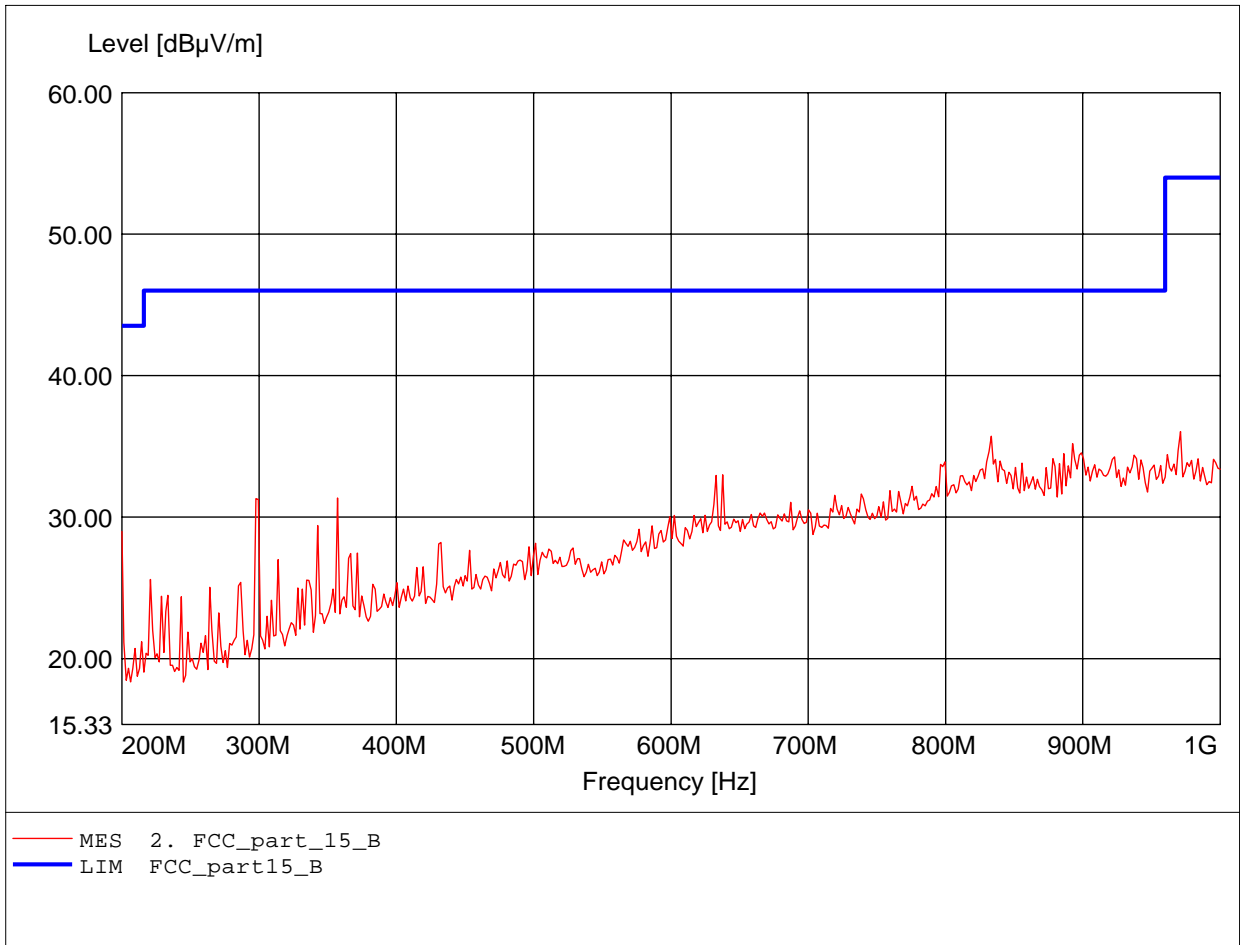
Order Number: W6M20703-7955 802.11n ch11 20M  
Test Site / Operator: ETS / Derek  
Temperature: Temp.: 23.9°C  
Comment 1: according to subpart B / LP 0002  
Ant.: HL 223, ampl.  
Freq: 357.114MHz Emax: 36.94dBμV/m RBW: 100 kHz



**Field Strength under normal conditions**

**FCC RULES PART 15, SUBPART B / LP 0002**

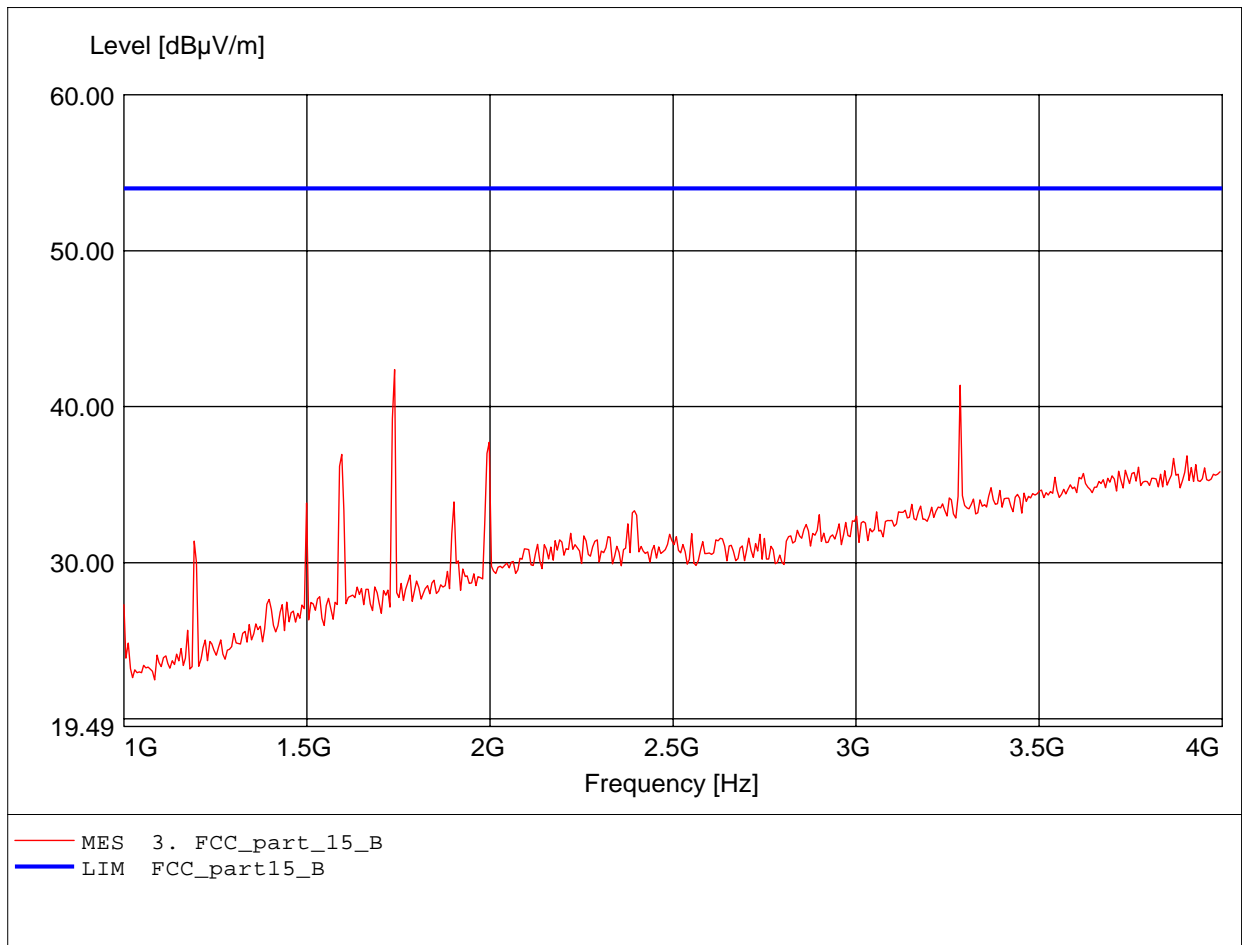
Order Number: W6M20703-7955 802.11n ch11 20M  
Test Site / Operator: ETS / Derek  
Temperature: Temp.: 23.9°C  
Comment 1: according to subpart B / LP 0002  
Ant.: HL 223, ampl.  
Freq:971.142MHz Emax:36.04dBμV/m RBW: 100 kHz



**Field Strength under normal conditions**

**FCC RULES PART 15, SUBPART B / LP 0002**

Order Number: W6M20703-7955 802.11n ch11 20M  
Test Site / Operator: ETS / Derek  
Temperature: Temp.: 23.9°C  
Comment 1: according to subpart B / LP 0002  
Ant.: HL25, ampl.  
Freq:1.739GHz Emax:42.37dBμV/m RBW: 1 MHz

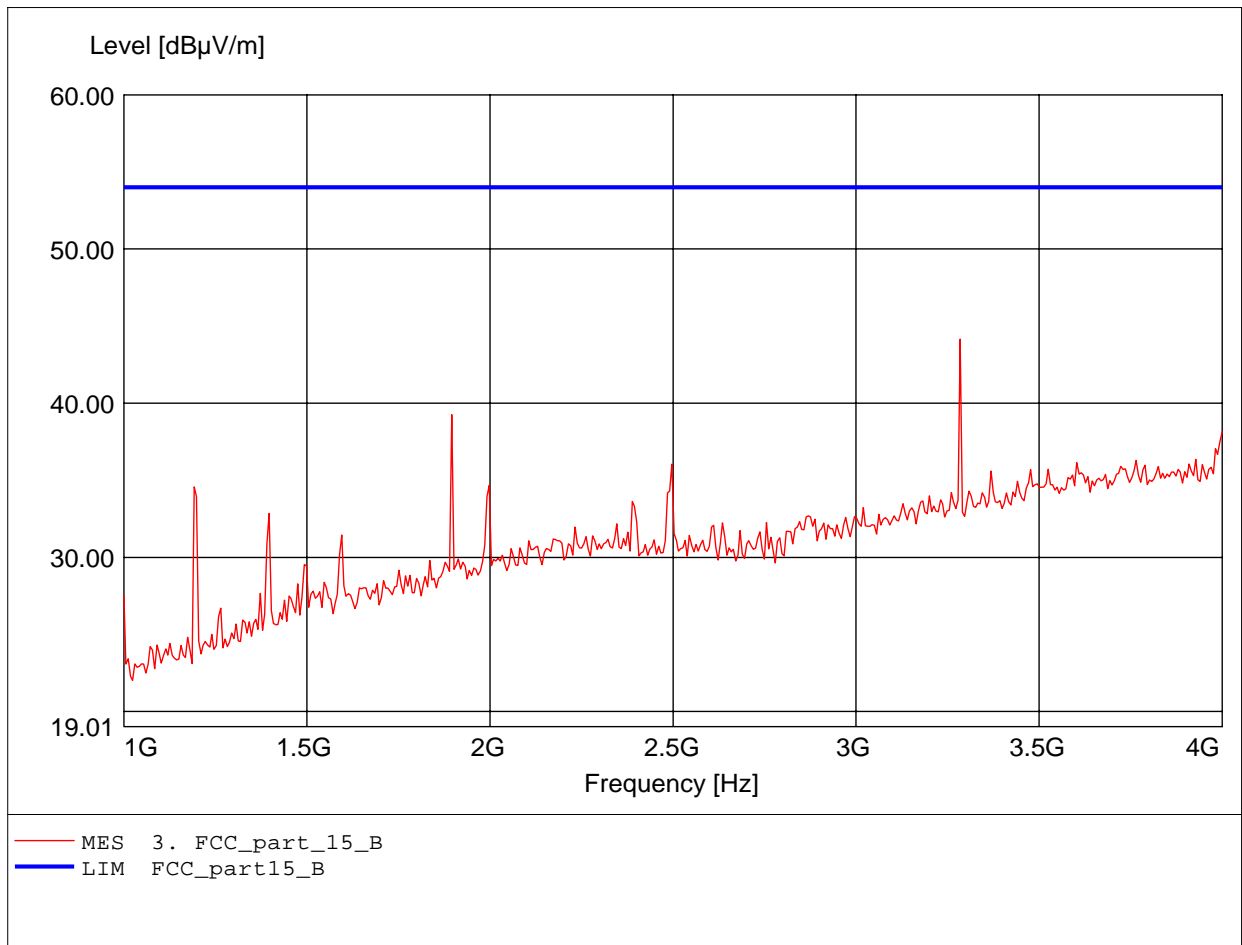




**Field Strength under normal conditions**

**FCC RULES PART 15, SUBPART B / LP 0002**

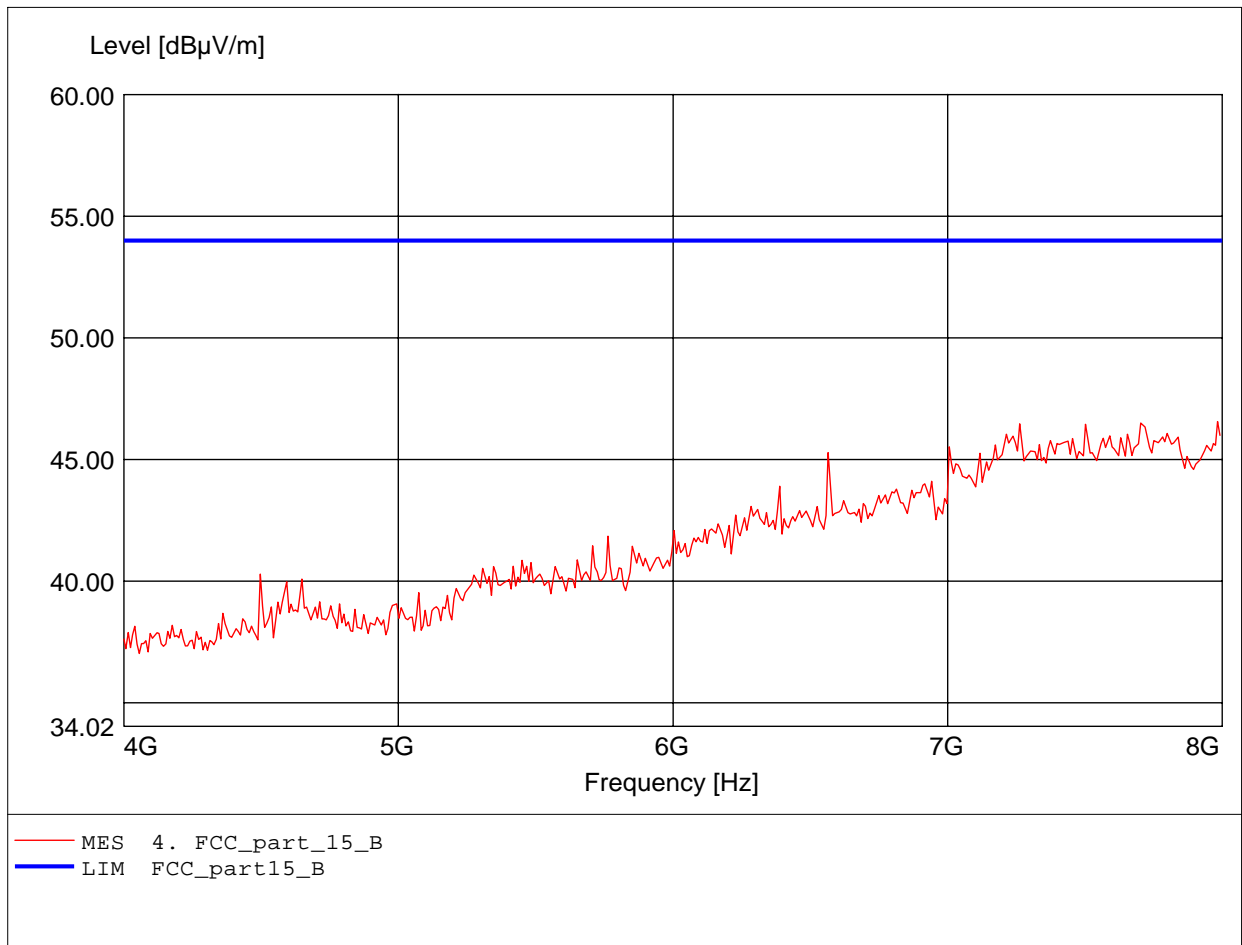
Order Number: W6M20703-7955 802.11n ch11 20M  
Test Site / Operator: ETS / Derek  
Temperature: Temp.: 23.9°C  
Comment 1: according to subpart B / LP 0002  
Ant.: HL25, ampl.  
Freq:3.285GHz Emax:44.15dBμV/m RBW: 1 MHz



**Field Strength under normal conditions**

**FCC RULES PART 15, SUBPART B / LP 0002**

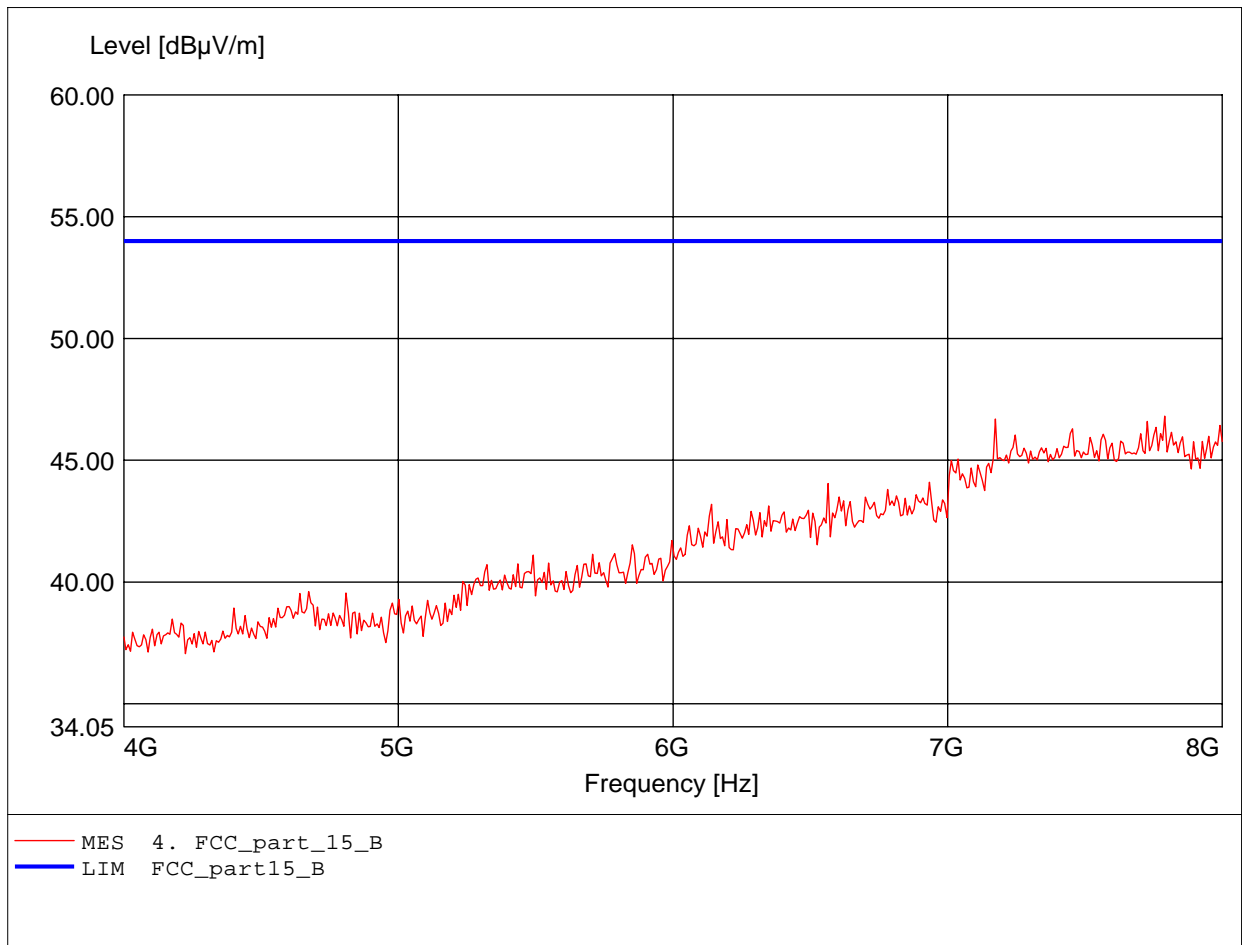
Order Number: W6M20703-7955 802.11n ch11 20M  
Test Site / Operator: ETS / Derek  
Temperature: Temp.: 23.9°C  
Comment 1: according to subpart B / LP 0002  
Ant.: HL25, ampl.  
Freq:7.984GHz Emax:46.55dBμV/m RBW: 1 MHz



**Field Strength under normal conditions**

**FCC RULES PART 15, SUBPART B / LP 0002**

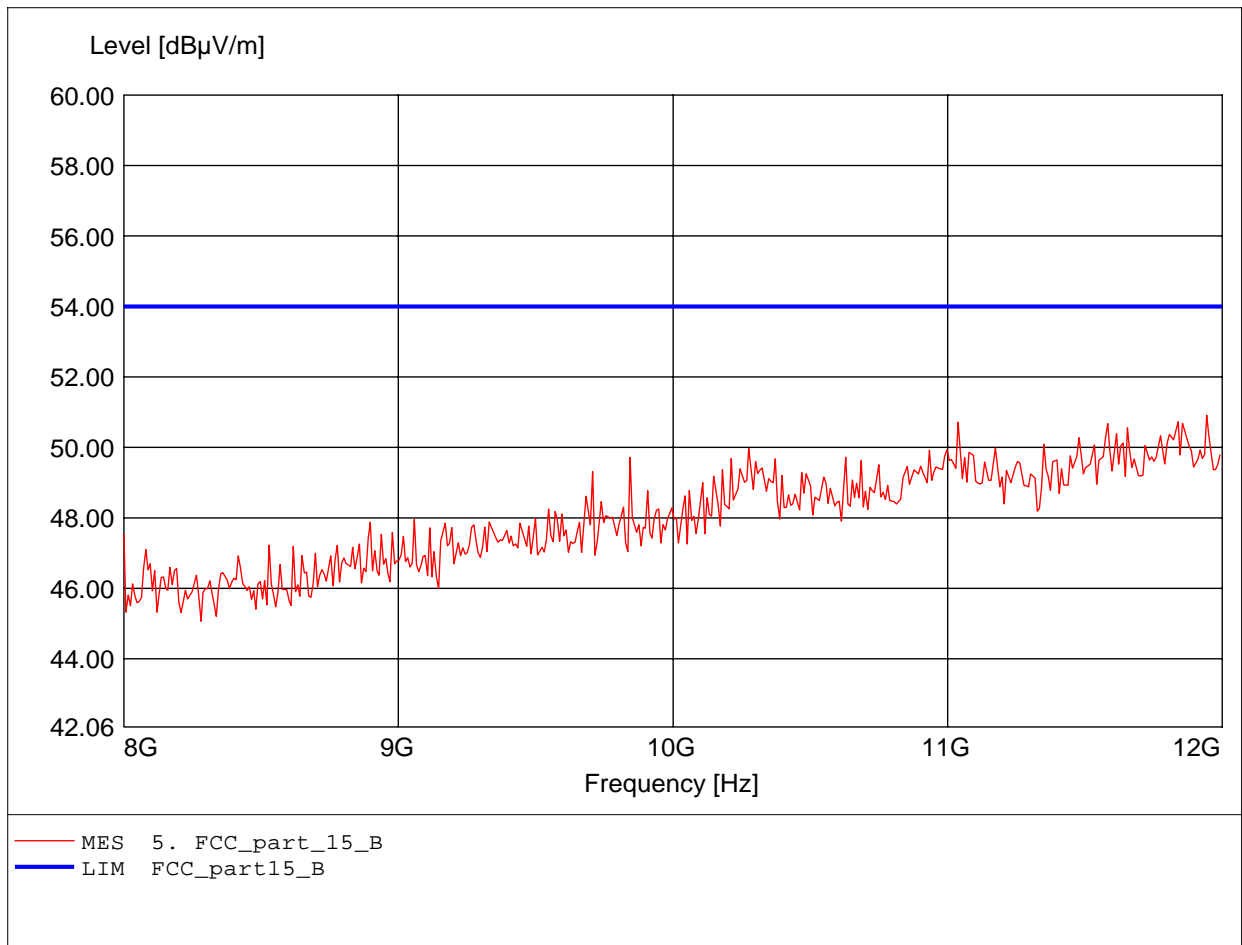
Order Number: W6M20703-7955 802.11n ch11 20M  
Test Site / Operator: ETS / Derek  
Temperature: Temp.: 23.9°C  
Comment 1: according to subpart B / LP 0002  
Ant.: HL25, ampl.  
Freq:7.792GHz Emax:46.81dBμV/m RBW: 1 MHz



**Field Strength under normal conditions**

**FCC RULES PART 15, SUBPART B / LP 0002**

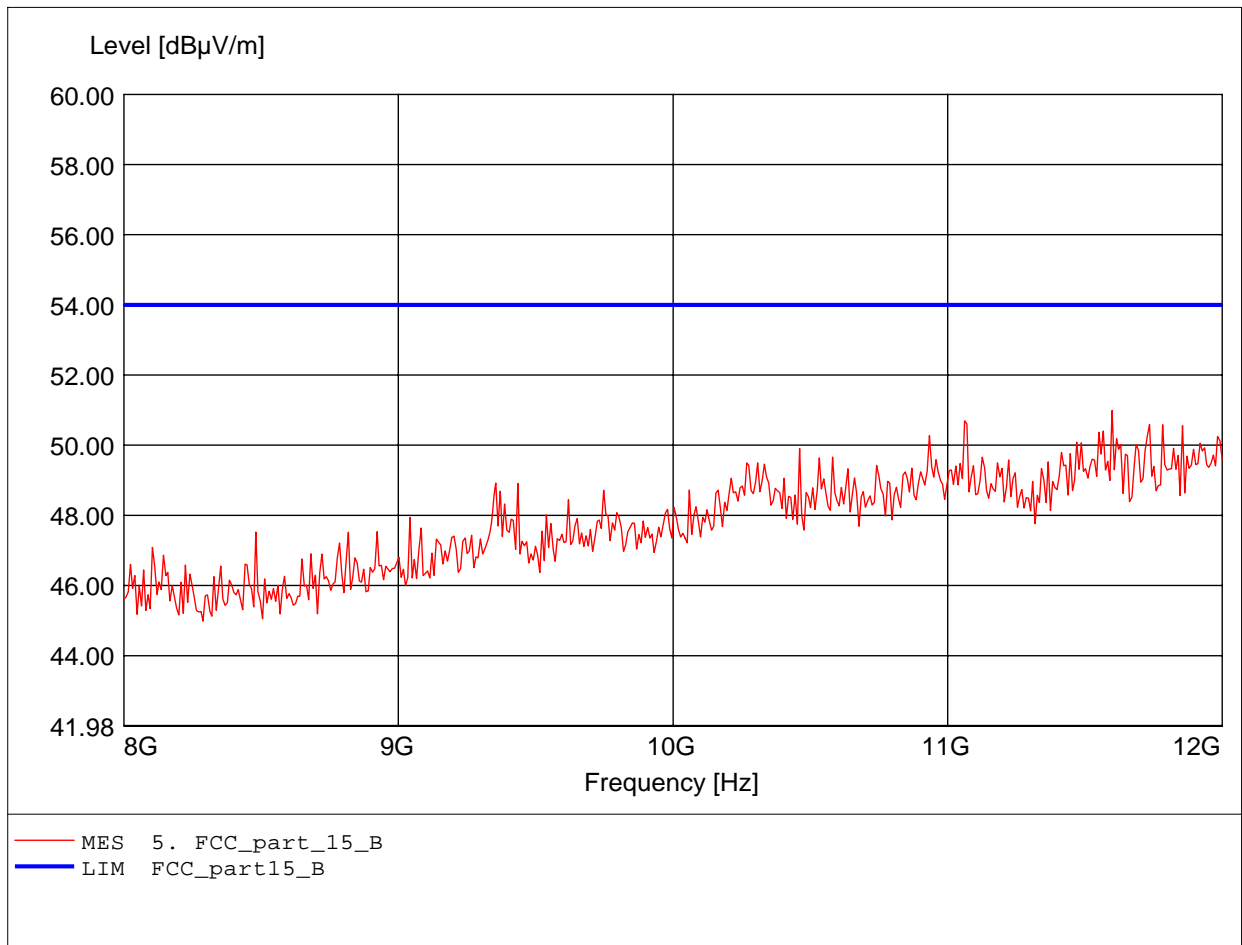
Order Number: W6M20703-7955 802.11n ch11 20M  
Test Site / Operator: ETS / Derek  
Temperature: Temp.: 23.9°C  
Comment 1: according to subpart B / LP 0002  
Ant.: HL25, ampl.  
Freq:11.944GHz Emax:50.92dBμV/m RBW: 1 MHz



**Field Strength under normal conditions**

**FCC RULES PART 15, SUBPART B / LP 0002**

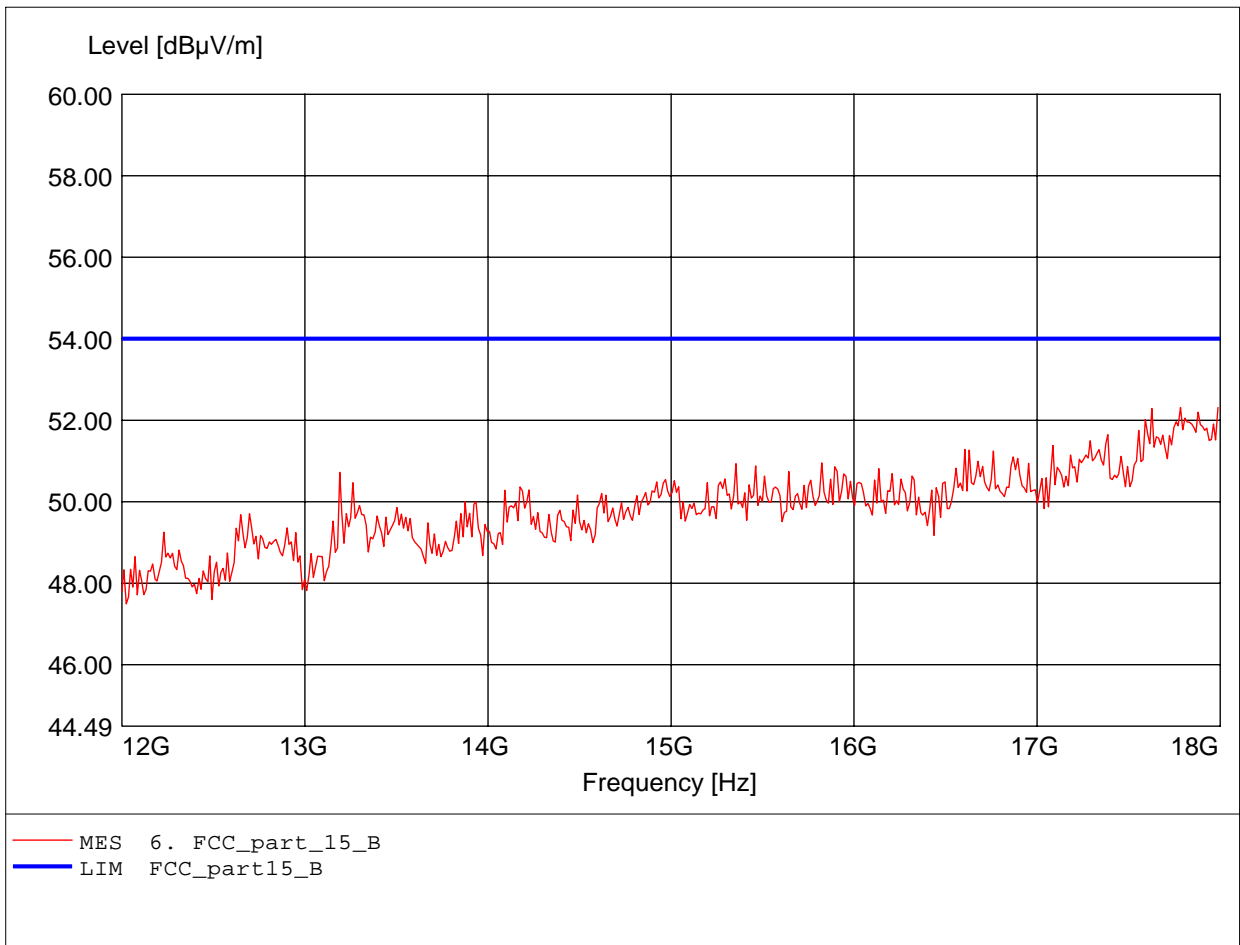
Order Number: W6M20703-7955 802.11n ch11 20M  
Test Site / Operator: ETS / Derek  
Temperature: Temp.: 23.9°C  
Comment 1: according to subpart B / LP 0002  
Ant.: HL25, ampl.  
Freq:11.599GHz Emax:50.99dBμV/m RBW: 1 MHz



**Field Strength under normal conditions**

**FCC RULES PART 15, SUBPART B / LP 0002**

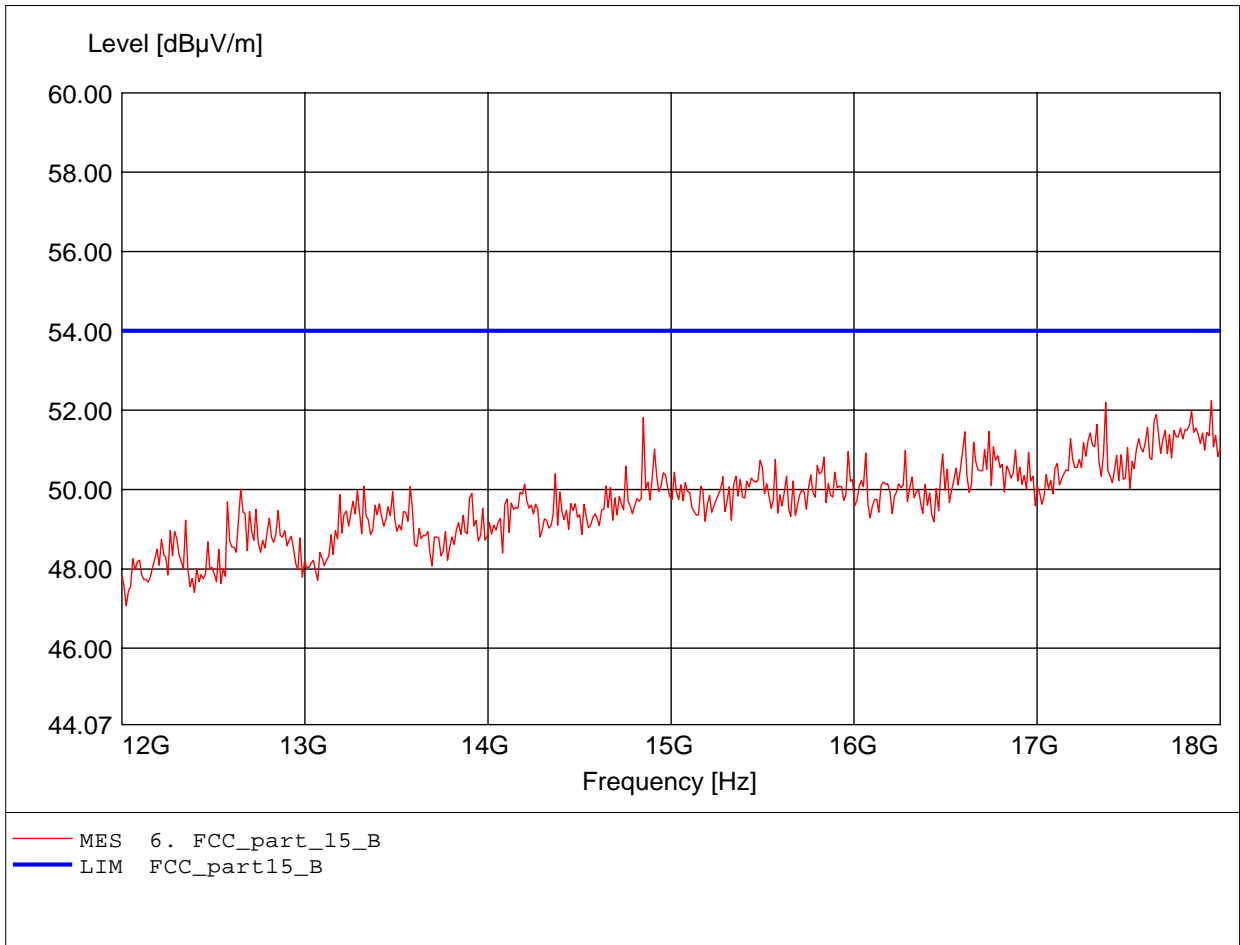
Order Number: W6M20703-7955 802.11n ch11 20M  
Test Site / Operator: ETS / Derek  
Temperature: Temp.: 23.9°C  
Comment 1: according to subpart B / LP 0002  
Ant.: HL25, ampl.  
Freq:17.784GHz Emax:52.32dBμV/m RBW: 1 MHz



**Field Strength under normal conditions**

**FCC RULES PART 15, SUBPART B / LP 0002**

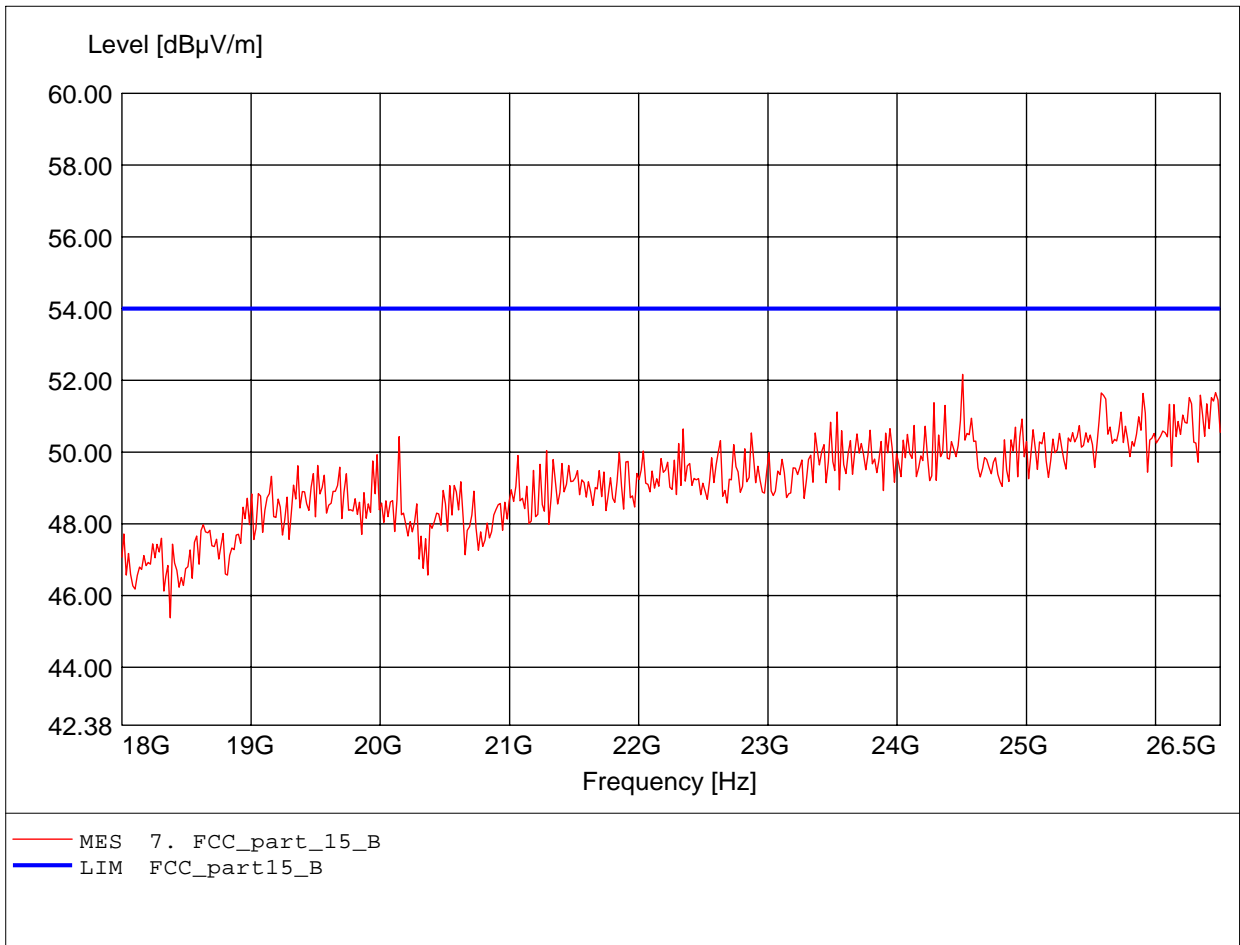
Order Number: W6M20703-7955 802.11n ch11 20M  
Test Site / Operator: ETS / Derek  
Temperature: Temp.: 23.9°C  
Comment 1: according to subpart B / LP 0002  
Ant.: HL25, ampl.  
Freq:17.952GHz Emax:52.24dBμV/m RBW: 1 MHz



**Field Strength under normal conditions**

**FCC RULES PART 15, SUBPART B / LP 0002**

Order Number: W6M20703-7955 802.11n ch11 20M  
Test Site / Operator: ETS / Derek  
Temperature: Temp.: 23.9°C  
Comment 1: according to subpart B / LP 0002  
Ant.: HL025, ampl. Freq:24.507GHz  
Emax:52.16dBμV/m RBW: 1 MHz

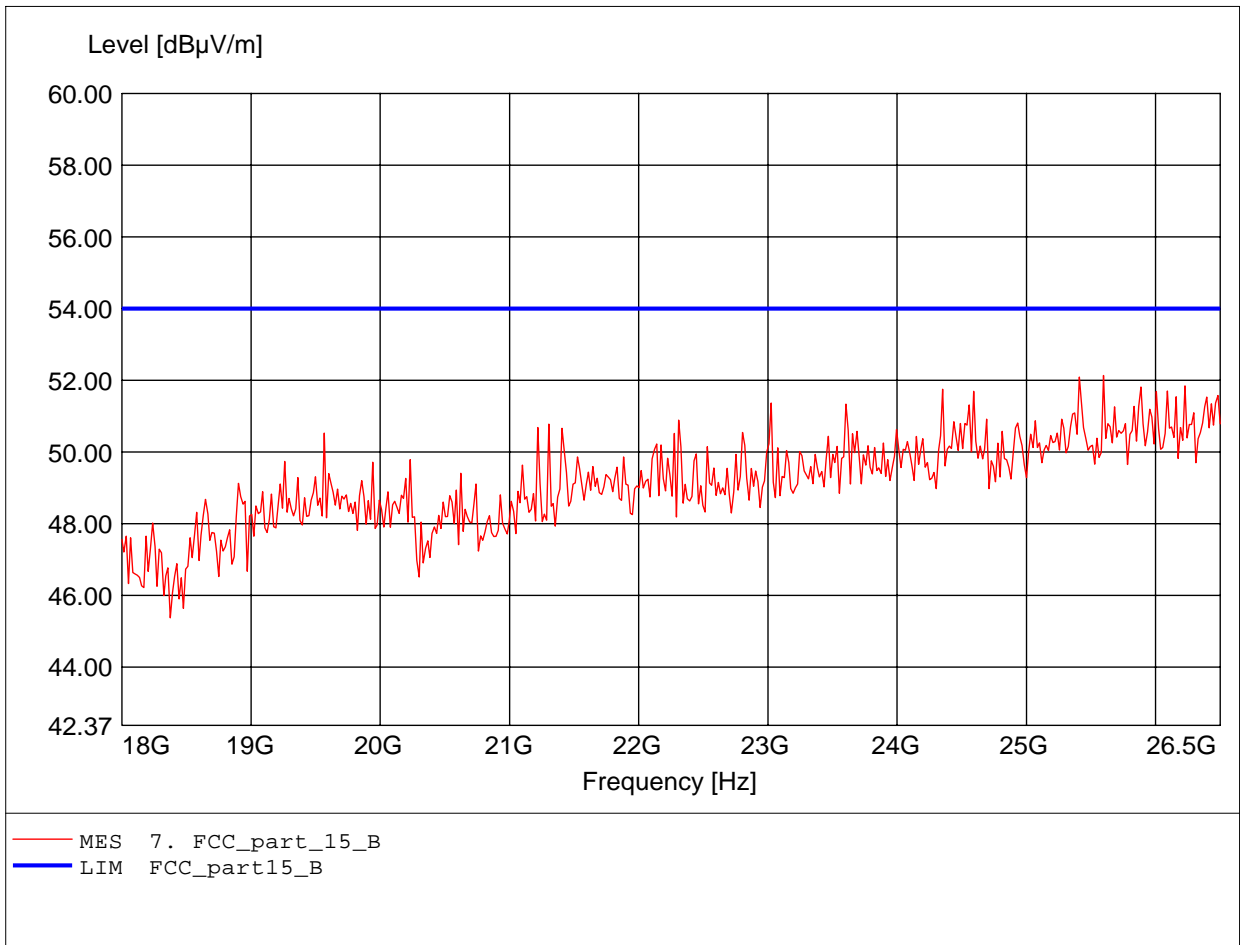




**Field Strength under normal conditions**

**FCC RULES PART 15, SUBPART B / LP 0002**

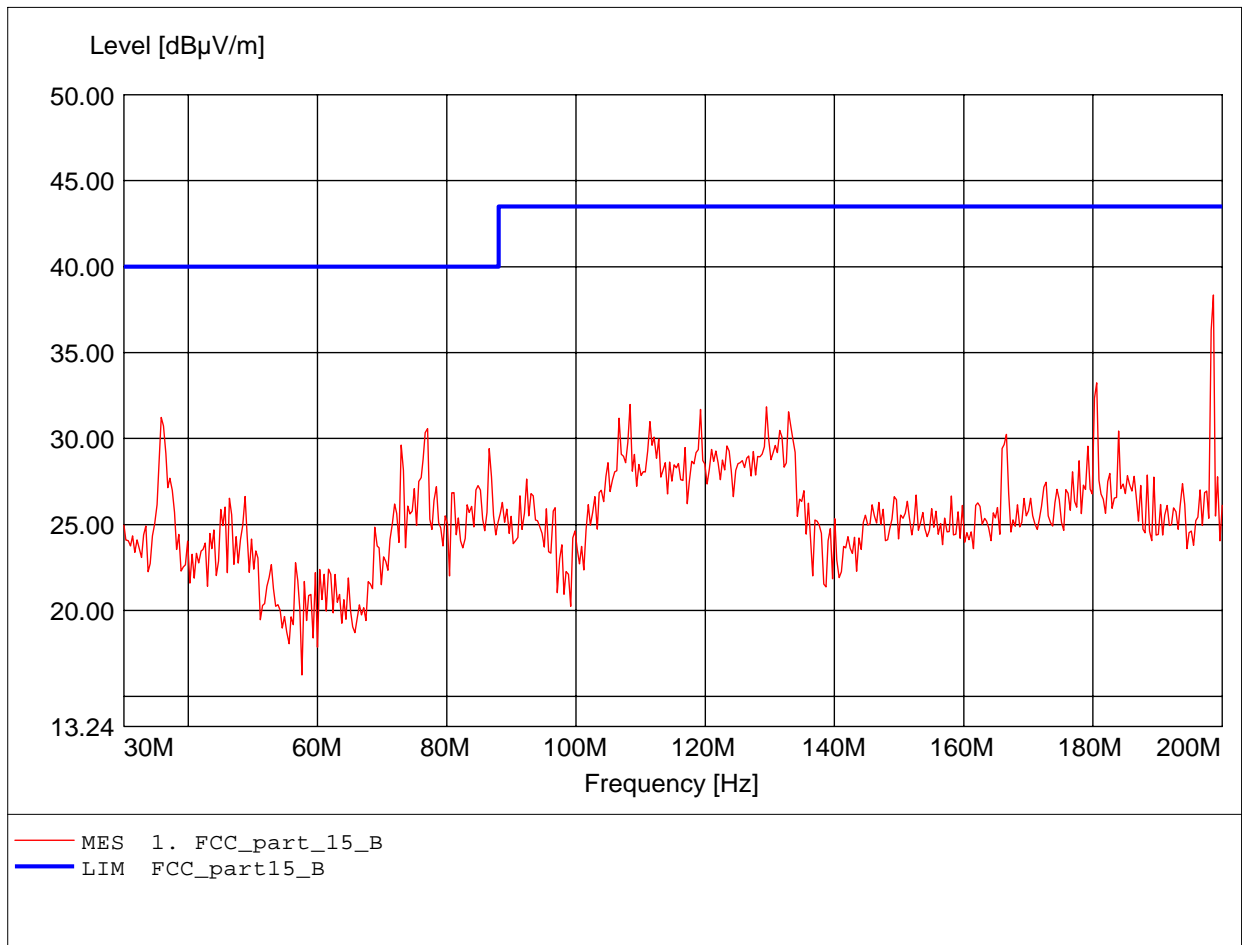
Order Number: W6M20703-7955 802.11n ch11 20M  
Test Site / Operator: ETS / Derek  
Temperature: Temp.: 23.9°C  
Comment 1: according to subpart B / LP 0002  
Ant.: HL025, ampl. Freq:25.597GHz  
Emax:52.13dBμV/m RBW: 1 MHz



**Field Strength under normal conditions**

**FCC RULES PART 15, SUBPART B / LP 0002**

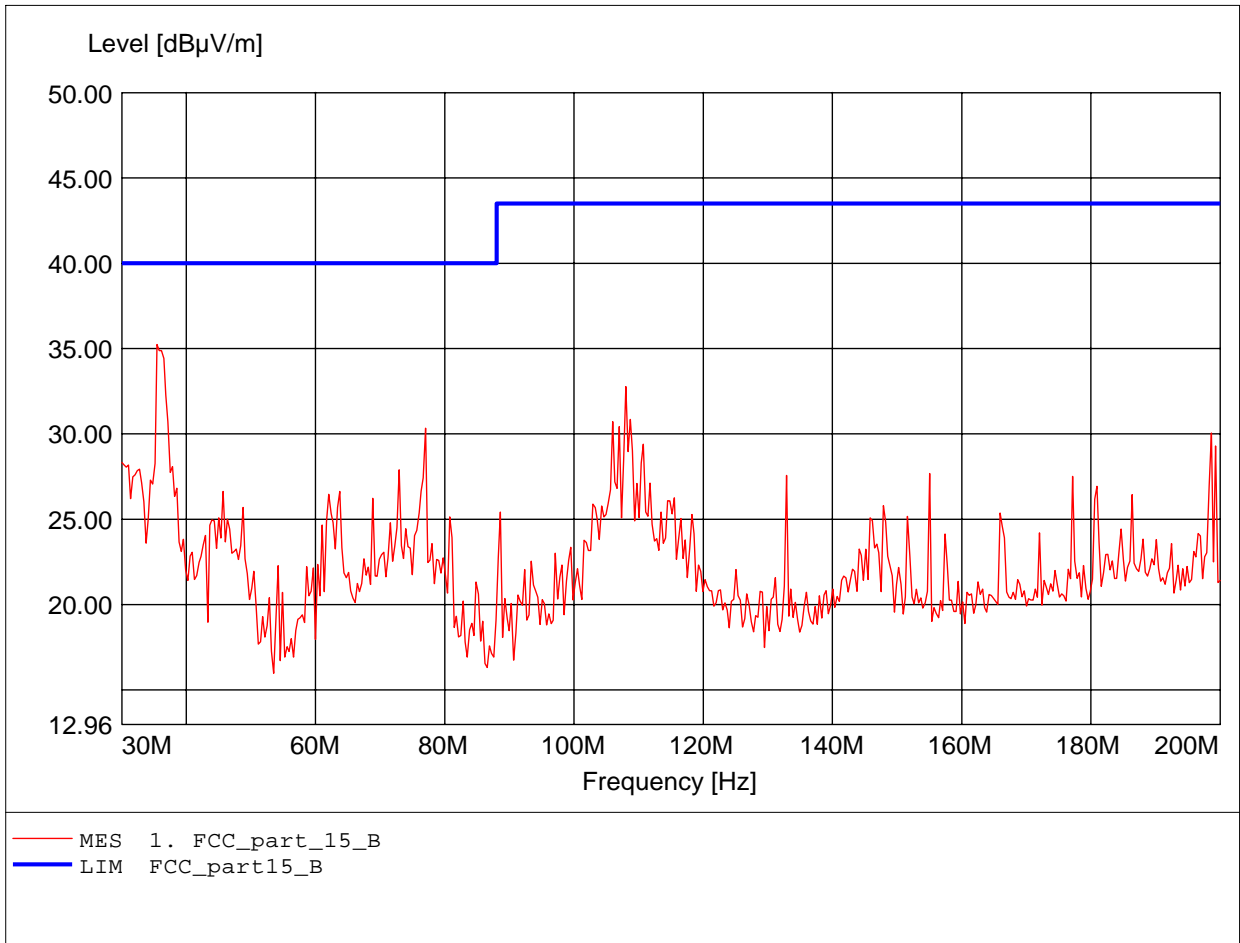
Order Number: W6M20703-7955 802.11n ch1 40M  
Test Site / Operator: ETS / Derek  
Temperature: Temp.: 23.9°C  
Comment 1: according to subpart B / LP 0002  
Ant.: HK 116  
Freq:198.637MHz Emax:38.34dBµV/m RBW: 100 kHz



**Field Strength under normal conditions**

**FCC RULES PART 15, SUBPART B / LP 0002**

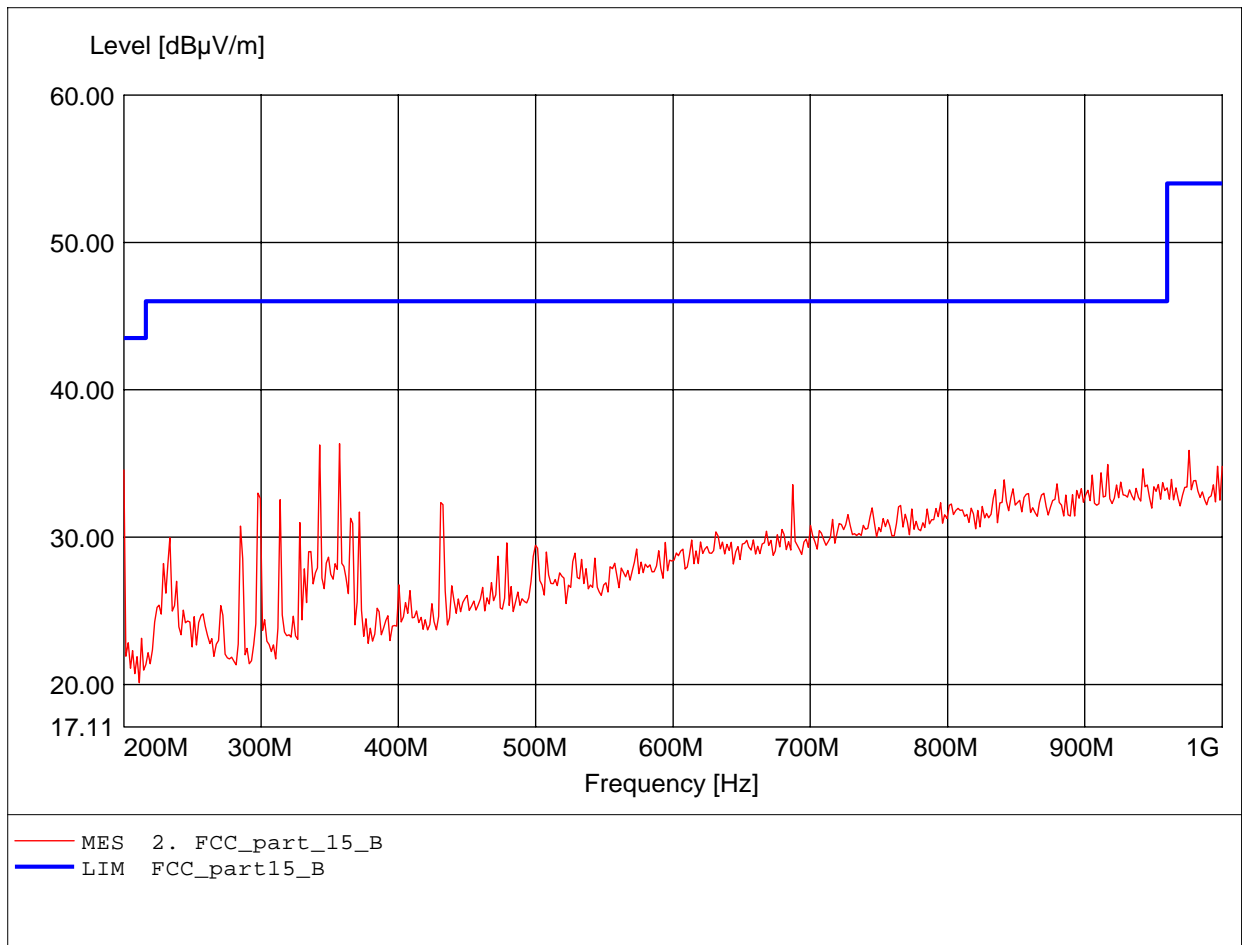
Order Number: W6M20703-7955 802.11n ch1 40M  
Test Site / Operator: ETS / Derek  
Temperature: Temp.: 23.9°C  
Comment 1: according to subpart B / LP 0002  
Ant.: HK 116  
Freq:35.451MHz Emax:35.24dBµV/m RBW: 100 kHz



**Field Strength under normal conditions**

**FCC RULES PART 15, SUBPART B / LP 0002**

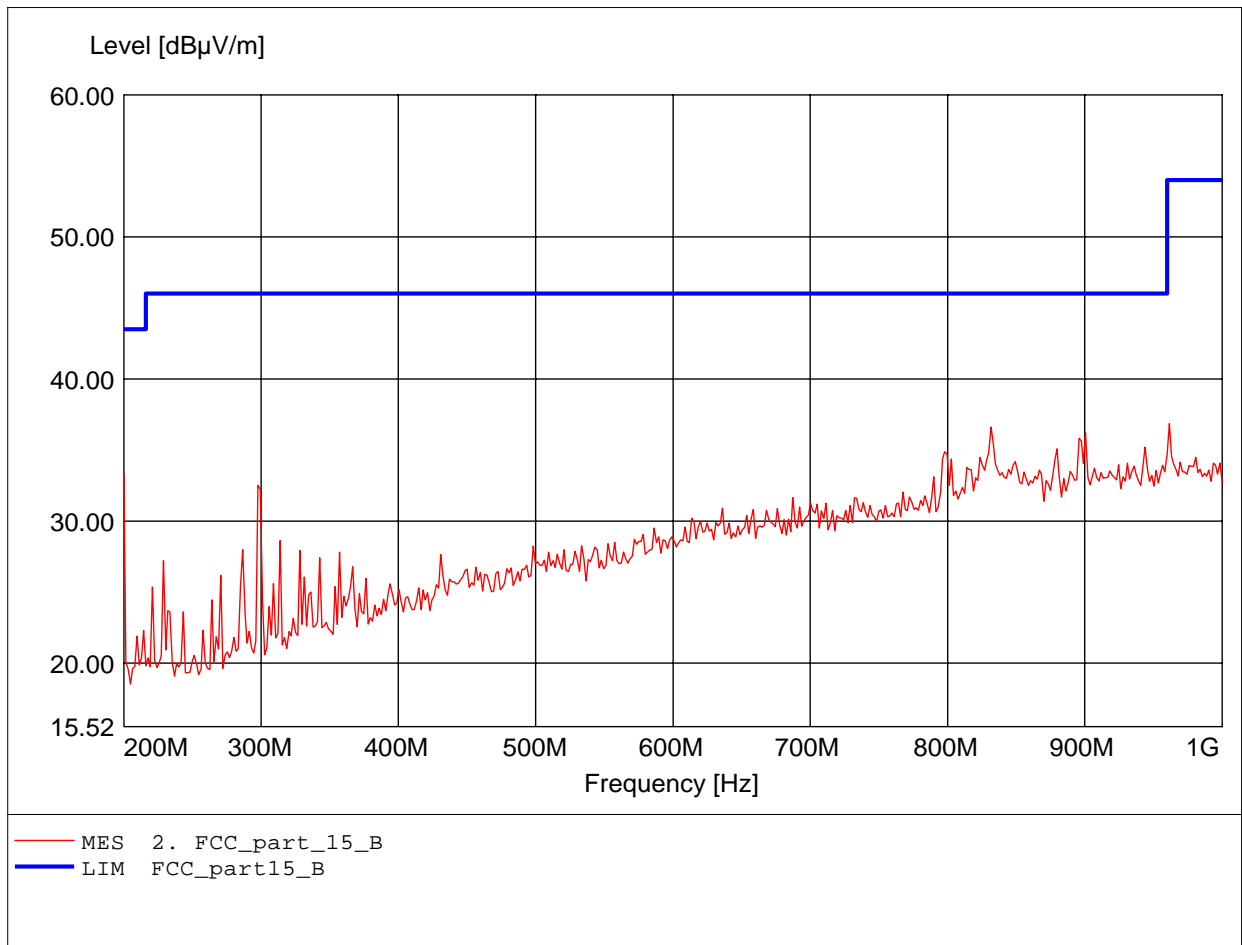
Order Number: W6M20703-7955 802.11n ch1 40M  
Test Site / Operator: ETS / Derek  
Temperature: Temp.: 23.9°C  
Comment 1: according to subpart B / LP 0002  
Ant.: HL 223, ampl.  
Freq: 357.114MHz Emax: 36.34dBμV/m RBW: 100 kHz



**Field Strength under normal conditions**

**FCC RULES PART 15, SUBPART B / LP 0002**

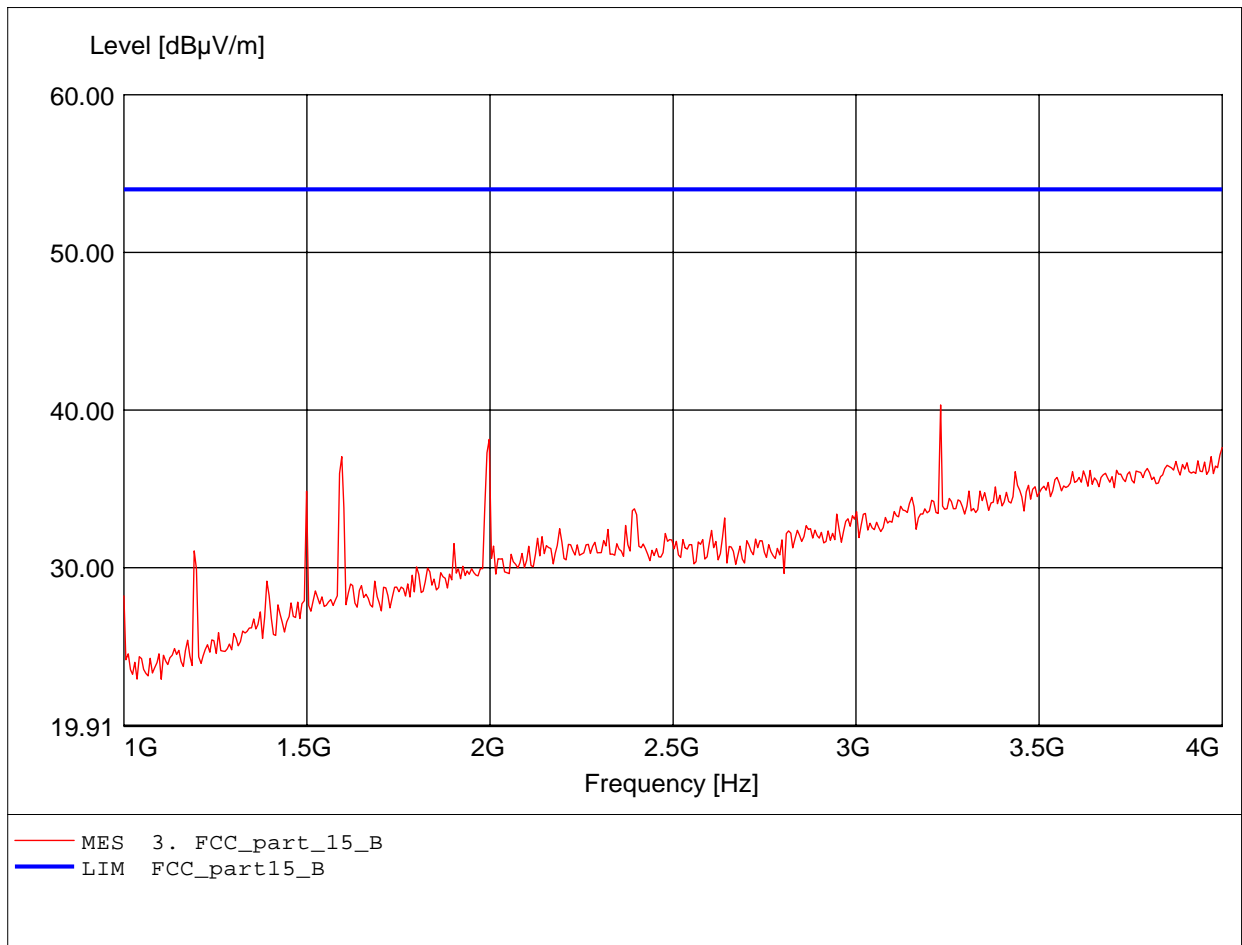
Order Number: W6M20703-7955 802.11n ch1 40M  
Test Site / Operator: ETS / Derek  
Temperature: Temp.: 23.9°C  
Comment 1: according to subpart B / LP 0002  
Ant.: HL 223, ampl.  
Freq:961.523MHz Emax:36.87dBμV/m RBW: 100 kHz



**Field Strength under normal conditions**

**FCC RULES PART 15, SUBPART B / LP 0002**

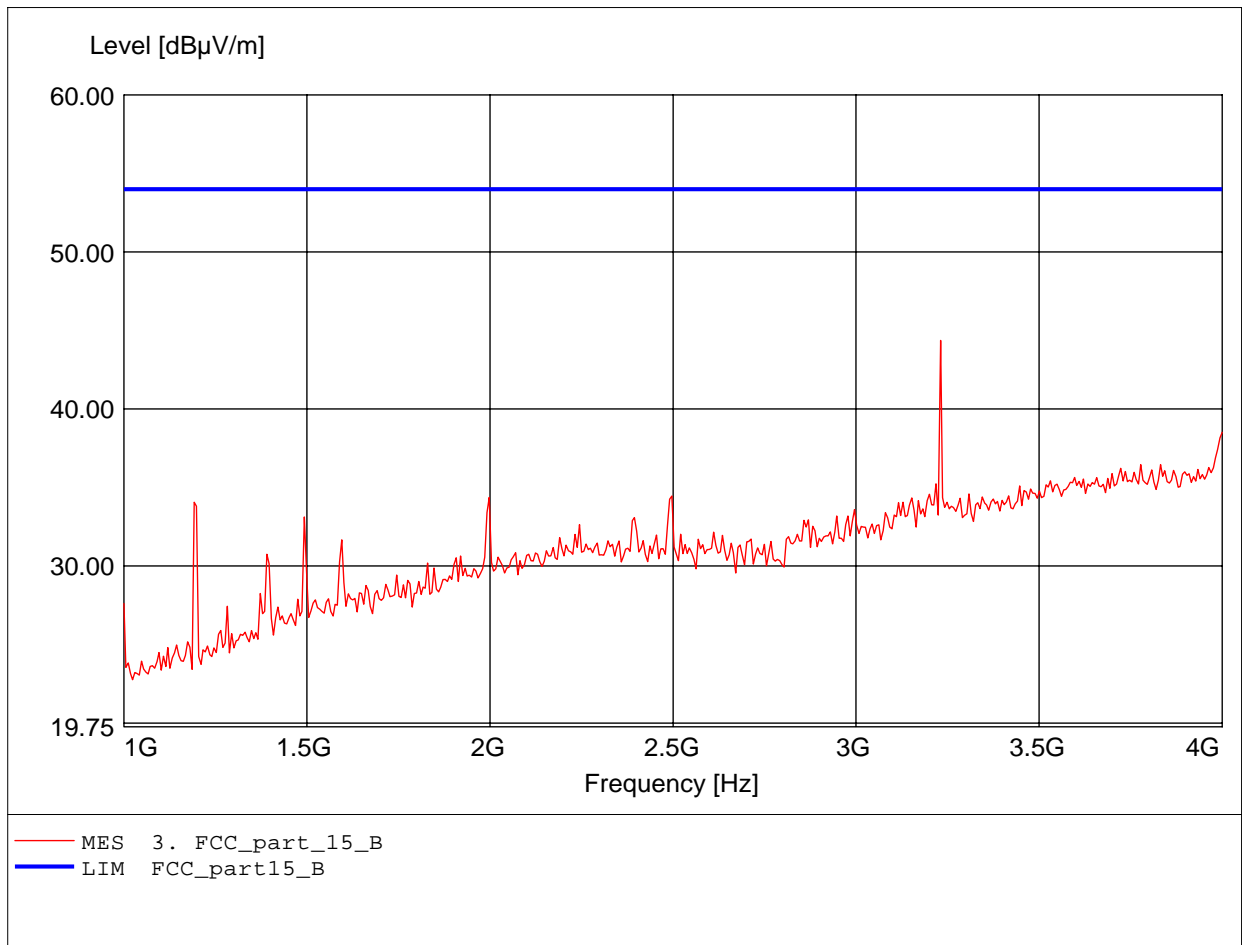
Order Number: W6M20703-7955 802.11n ch1 40M  
Test Site / Operator: ETS / Derek  
Temperature: Temp.: 23.9°C  
Comment 1: according to subpart B / LP 0002  
Ant.: HL25, ampl.  
Freq:3.230GHz Emax:40.32dBμV/m RBW: 1 MHz



**Field Strength under normal conditions**

**FCC RULES PART 15, SUBPART B / LP 0002**

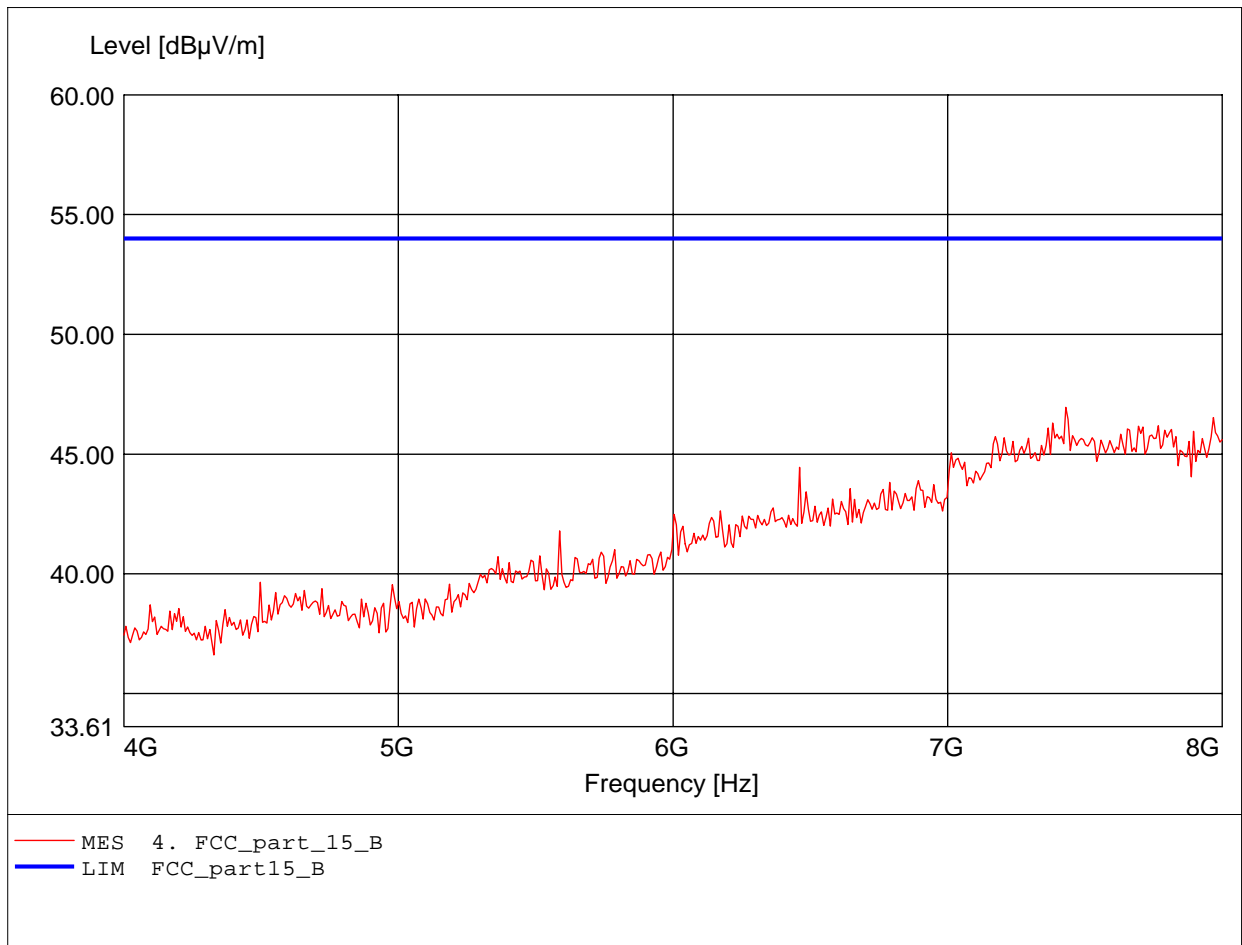
Order Number: W6M20703-7955 802.11n ch1 40M  
Test Site / Operator: ETS / Derek  
Temperature: Temp.: 23.9°C  
Comment 1: according to subpart B / LP 0002  
Ant.: HL25, ampl.  
Freq:3.230GHz Emax:44.37dBμV/m RBW: 1 MHz



**Field Strength under normal conditions**

**FCC RULES PART 15, SUBPART B / LP 0002**

Order Number: W6M20703-7955 802.11n ch1 40M  
Test Site / Operator: ETS / Derek  
Temperature: Temp.: 23.9°C  
Comment 1: according to subpart B / LP 0002  
Ant.: HL25, ampl.  
Freq:7.431GHz Emax:46.95dBμV/m RBW: 1 MHz

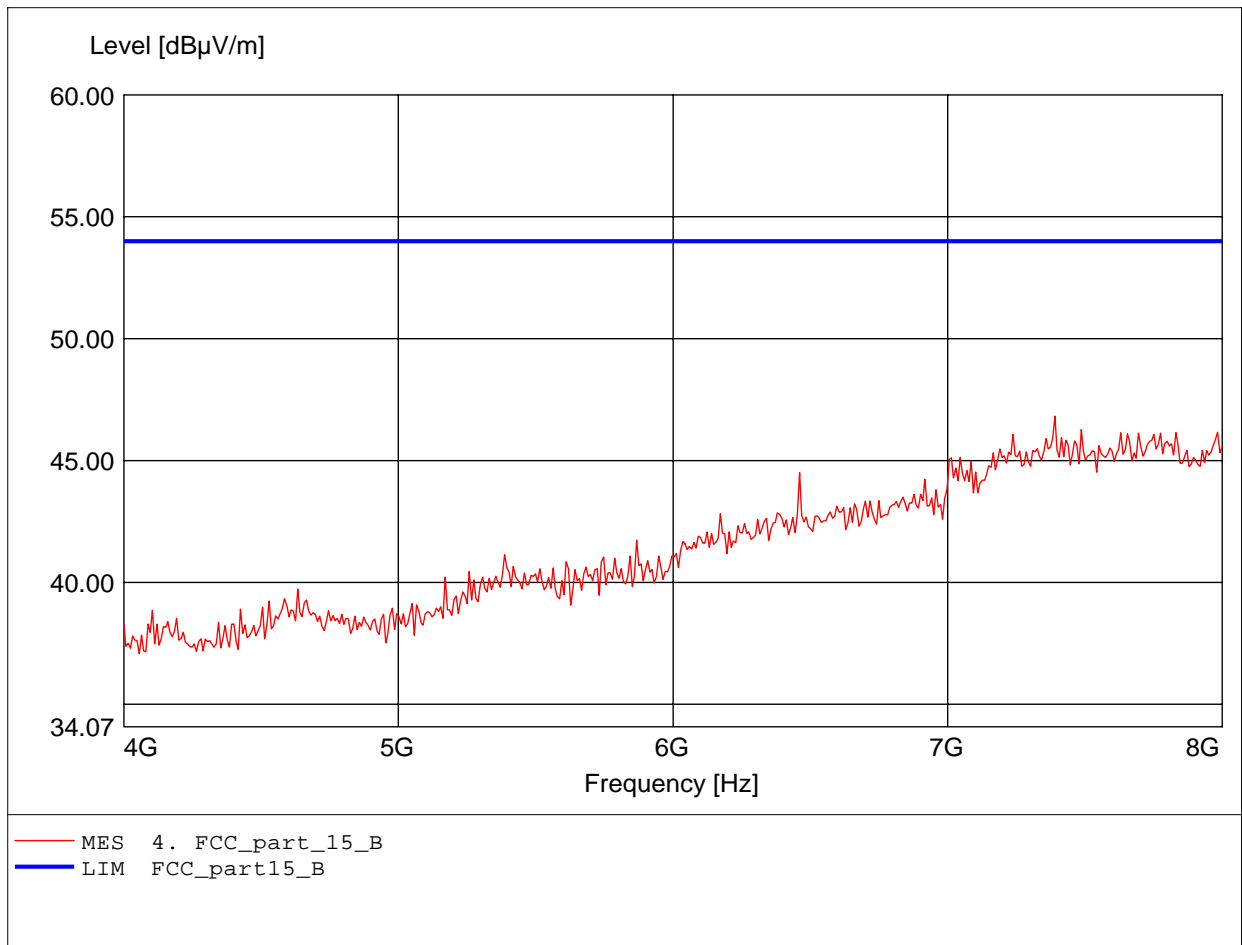




**Field Strength under normal conditions**

**FCC RULES PART 15, SUBPART B / LP 0002**

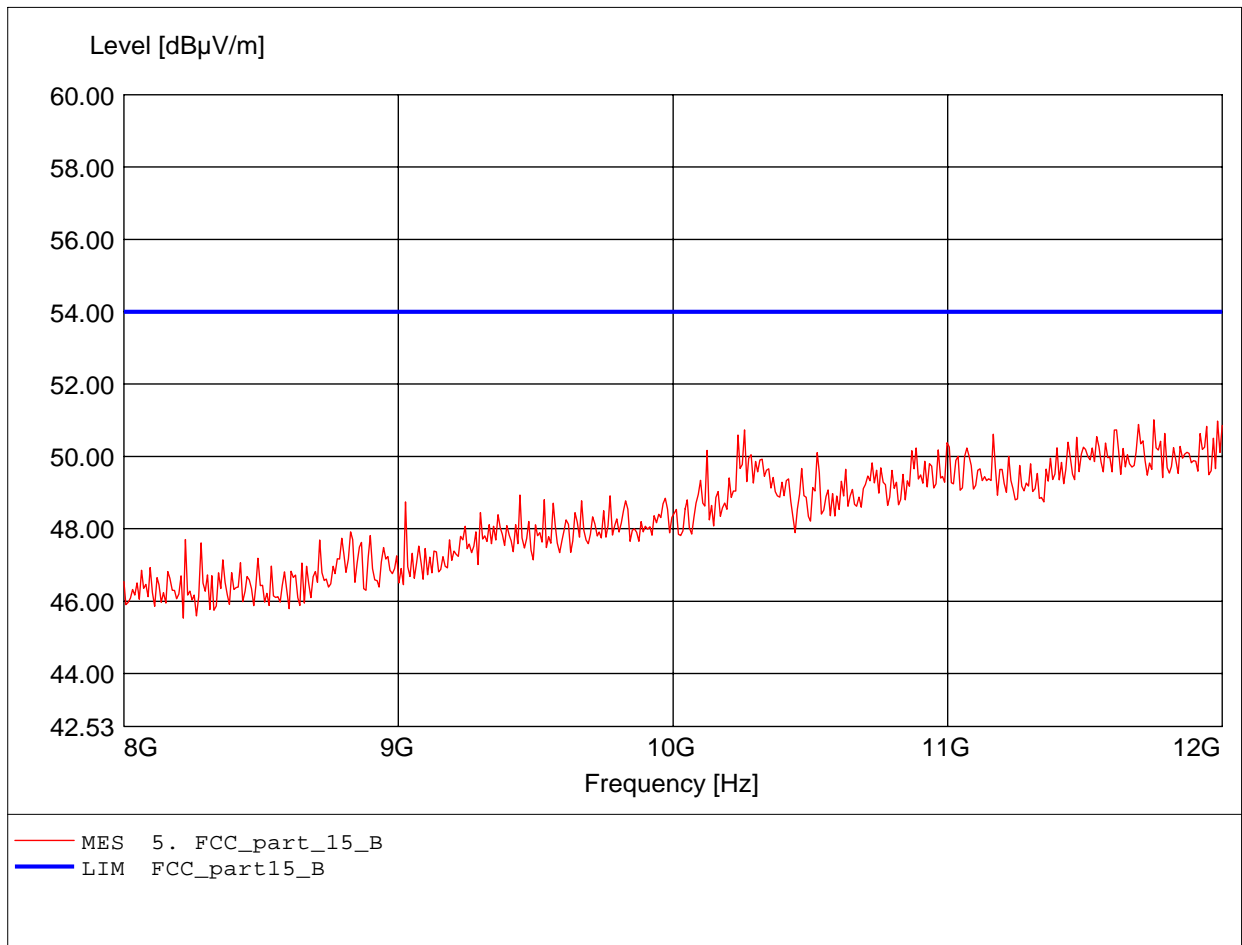
Order Number: W6M20703-7955 802.11n ch1 40M  
Test Site / Operator: ETS / Derek  
Temperature: Temp.: 23.9°C  
Comment 1: according to subpart B / LP 0002  
Ant.: HL25, ampl.  
Freq:7.391GHz Emax:46.82dBμV/m RBW: 1 MHz



**Field Strength under normal conditions**

**FCC RULES PART 15, SUBPART B / LP 0002**

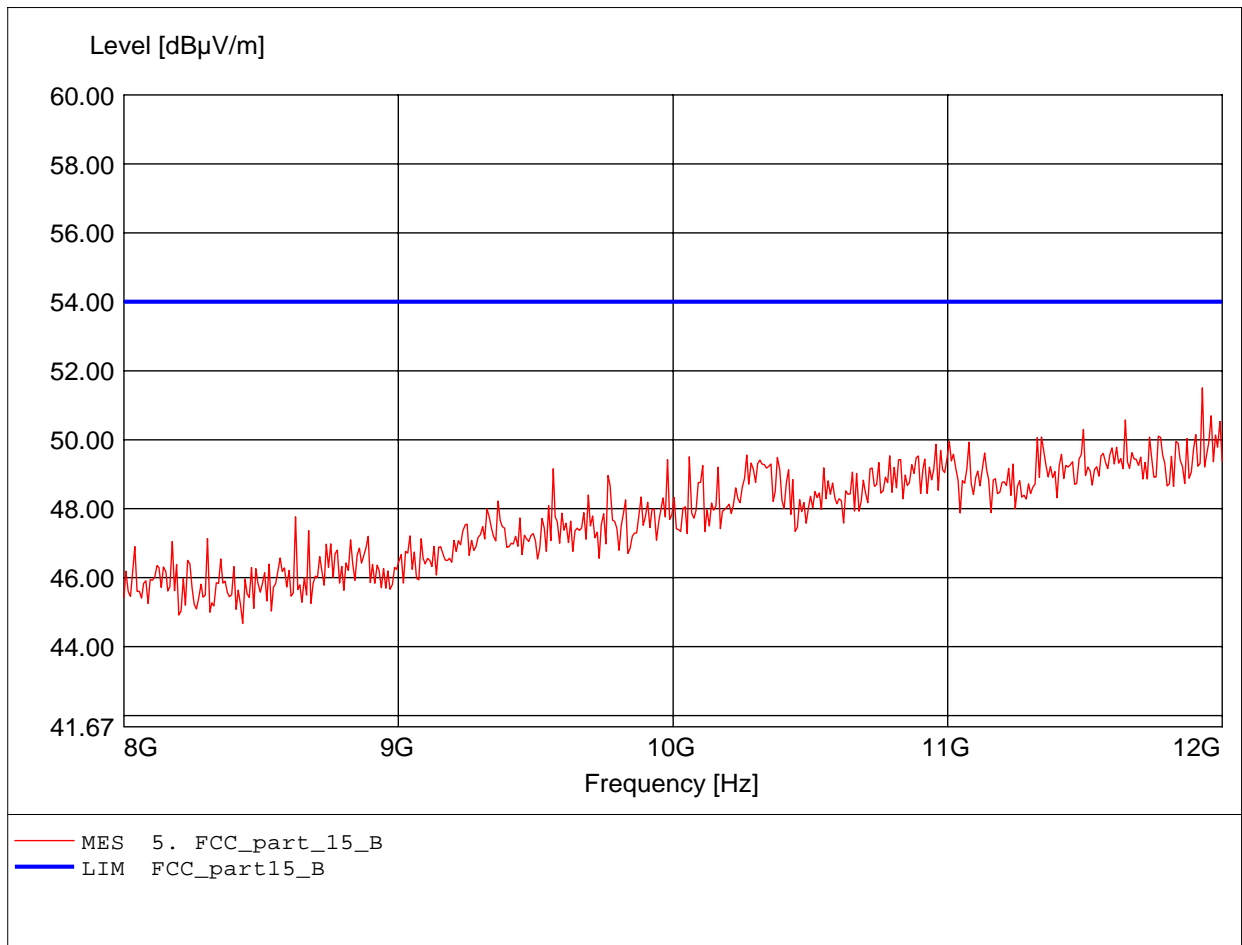
Order Number: W6M20703-7955 802.11n ch1 40M  
Test Site / Operator: ETS / Derek  
Temperature: Temp.: 23.9°C  
Comment 1: according to subpart B / LP 0002  
Ant.: HL25, ampl.  
Freq:11.752GHz Emax:51.01dBμV/m RBW: 1 MHz



**Field Strength under normal conditions**

**FCC RULES PART 15, SUBPART B / LP 0002**

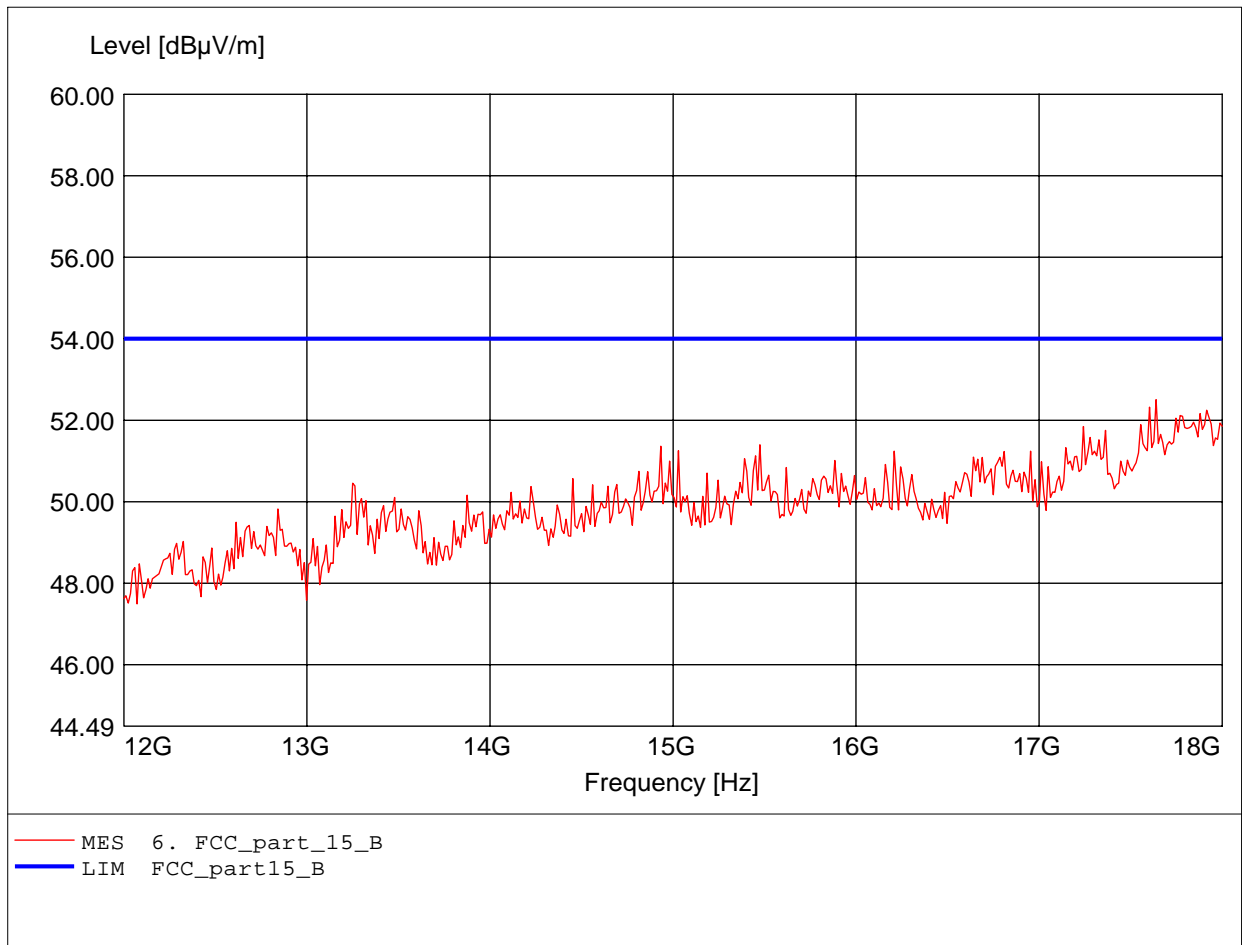
Order Number: W6M20703-7955 802.11n ch1 40M  
Test Site / Operator: ETS / Derek  
Temperature: Temp.: 23.9°C  
Comment 1: according to subpart B / LP 0002  
Ant.: HL25, ampl.  
Freq:11.928GHz Emax:51.51dBµV/m RBW: 1 MHz



**Field Strength under normal conditions**

**FCC RULES PART 15, SUBPART B / LP 0002**

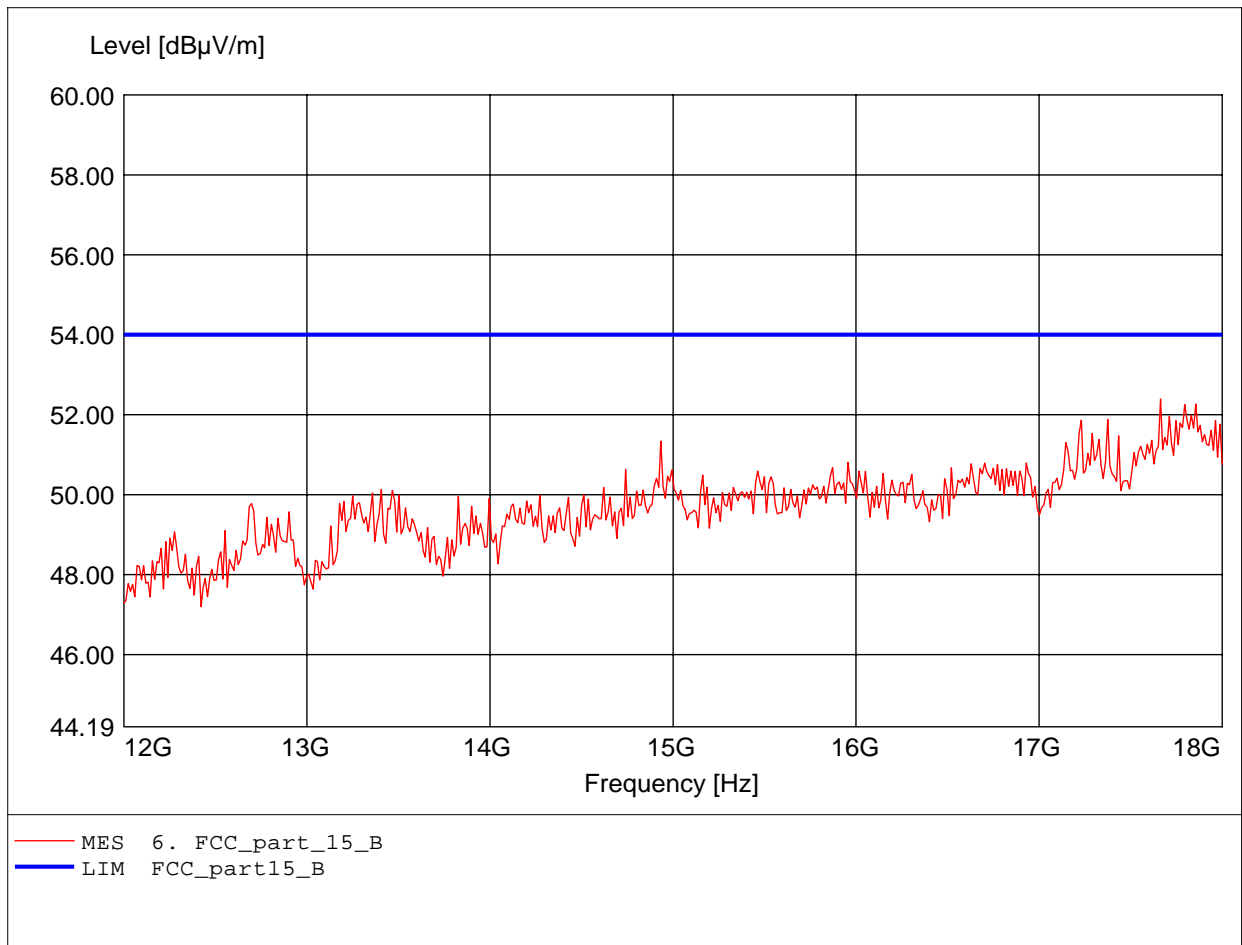
Order Number: W6M20703-7955 802.11n ch1 40M  
Test Site / Operator: ETS / Derek  
Temperature: Temp.: 23.9°C  
Comment 1: according to subpart B / LP 0002  
Ant.: HL25, ampl.  
Freq:17.639GHz Emax:52.51dBμV/m RBW: 1 MHz



**Field Strength under normal conditions**

**FCC RULES PART 15, SUBPART B / LP 0002**

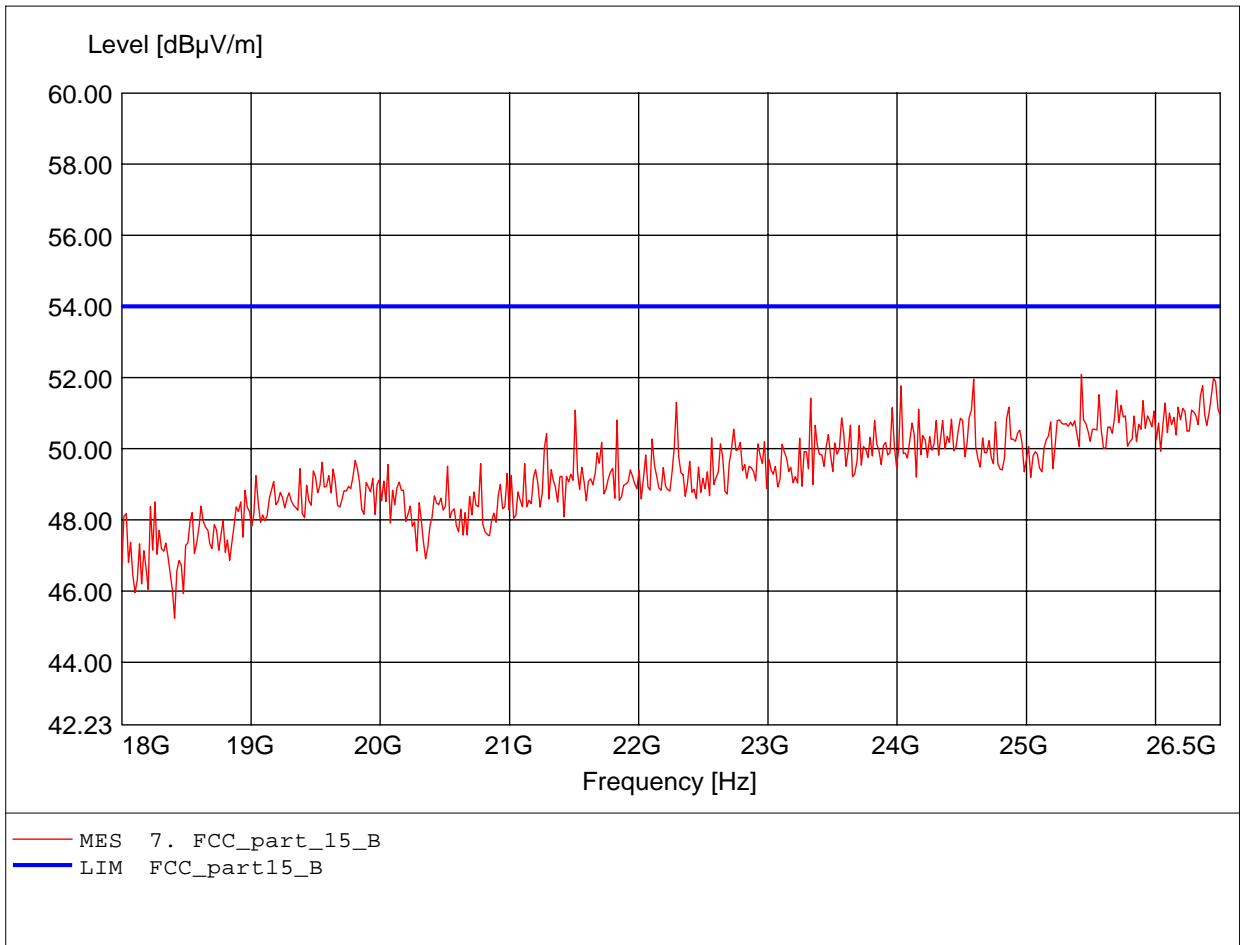
Order Number: W6M20703-7955 802.11n ch1 40M  
Test Site / Operator: ETS / Derek  
Temperature: Temp.: 23.9°C  
Comment 1: according to subpart B / LP 0002  
Ant.: HL25, ampl.  
Freq:17.663GHz Emax:52.39dBμV/m RBW: 1 MHz



**Field Strength under normal conditions**

**FCC RULES PART 15, SUBPART B / LP 0002**

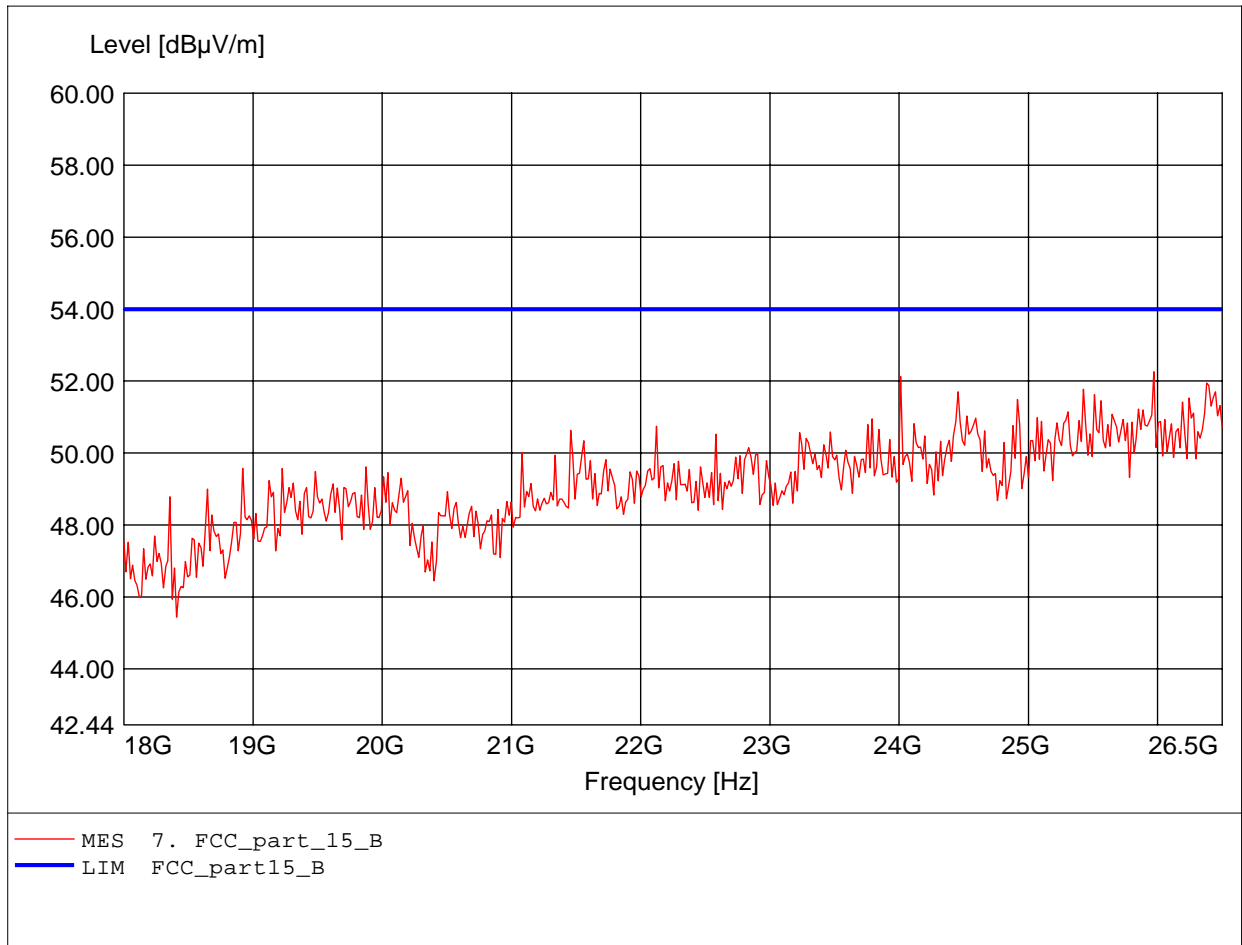
Order Number: W6M20703-7955 802.11n ch1 40M  
Test Site / Operator: ETS / Derek  
Temperature: Temp.: 23.9°C  
Comment 1: according to subpart B / LP 0002  
Ant.: HL025, ampl. Freq:25.427GHz  
Emax:52.09dBμV/m RBW: 1 MHz



**Field Strength under normal conditions**

**FCC RULES PART 15, SUBPART B / LP 0002**

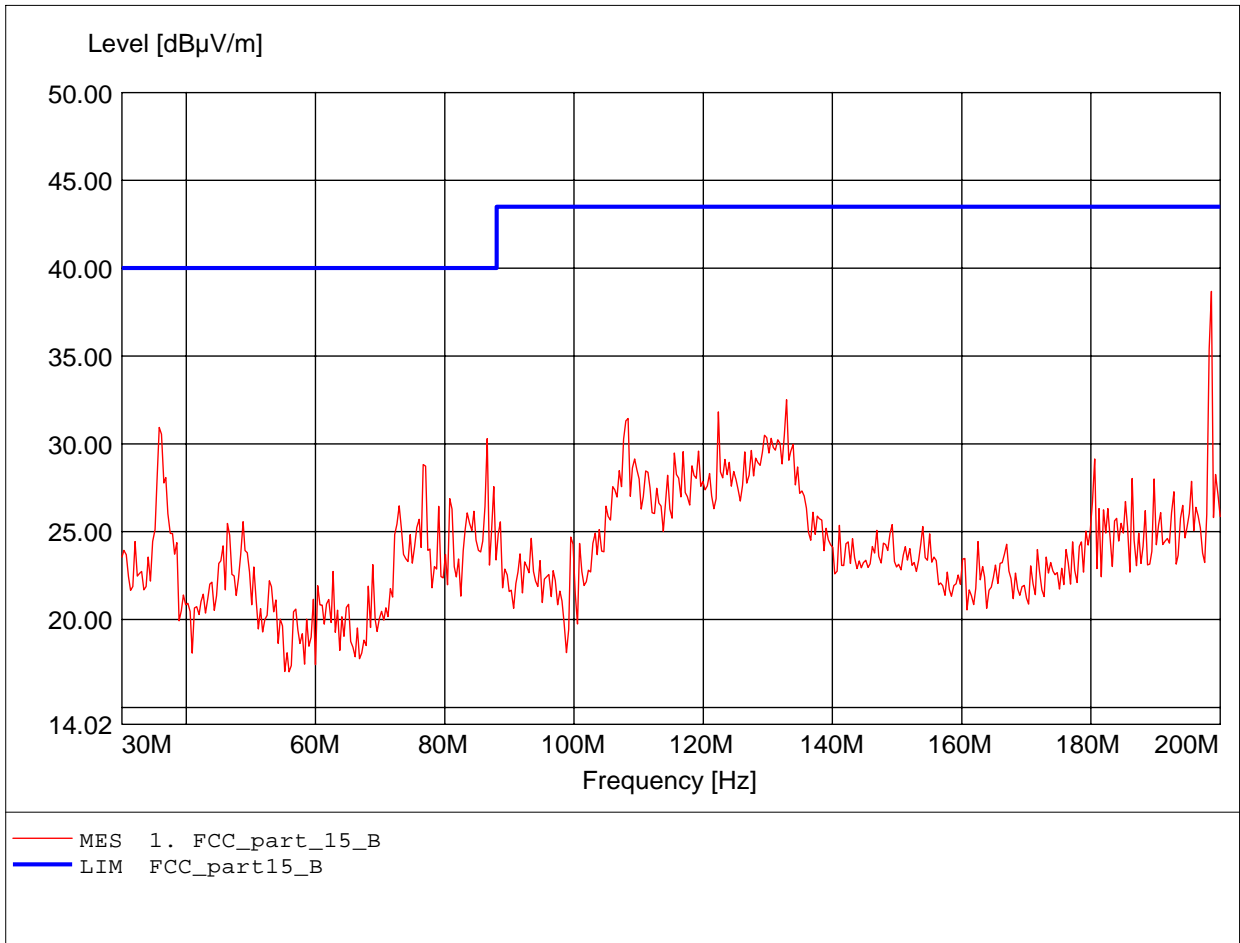
Order Number: W6M20703-7955 802.11n ch1 40M  
Test Site / Operator: ETS / Derek  
Temperature: Temp.: 23.9°C  
Comment 1: according to subpart B / LP 0002  
Ant.: HL025, ampl. Freq:25.972GHz  
Emax:52.26dBμV/m RBW: 1 MHz



**Field Strength under normal conditions**

**FCC RULES PART 15, SUBPART B / LP 0002**

Order Number: W6M20703-7955 802.11n ch4 40M  
Test Site / Operator: ETS / Derek  
Temperature: Temp.: 23.9°C  
Comment 1: according to subpart B / LP 0002  
Ant.: HK 116  
Freq:198.637MHz Emax:38.68dBμV/m RBW: 100 kHz

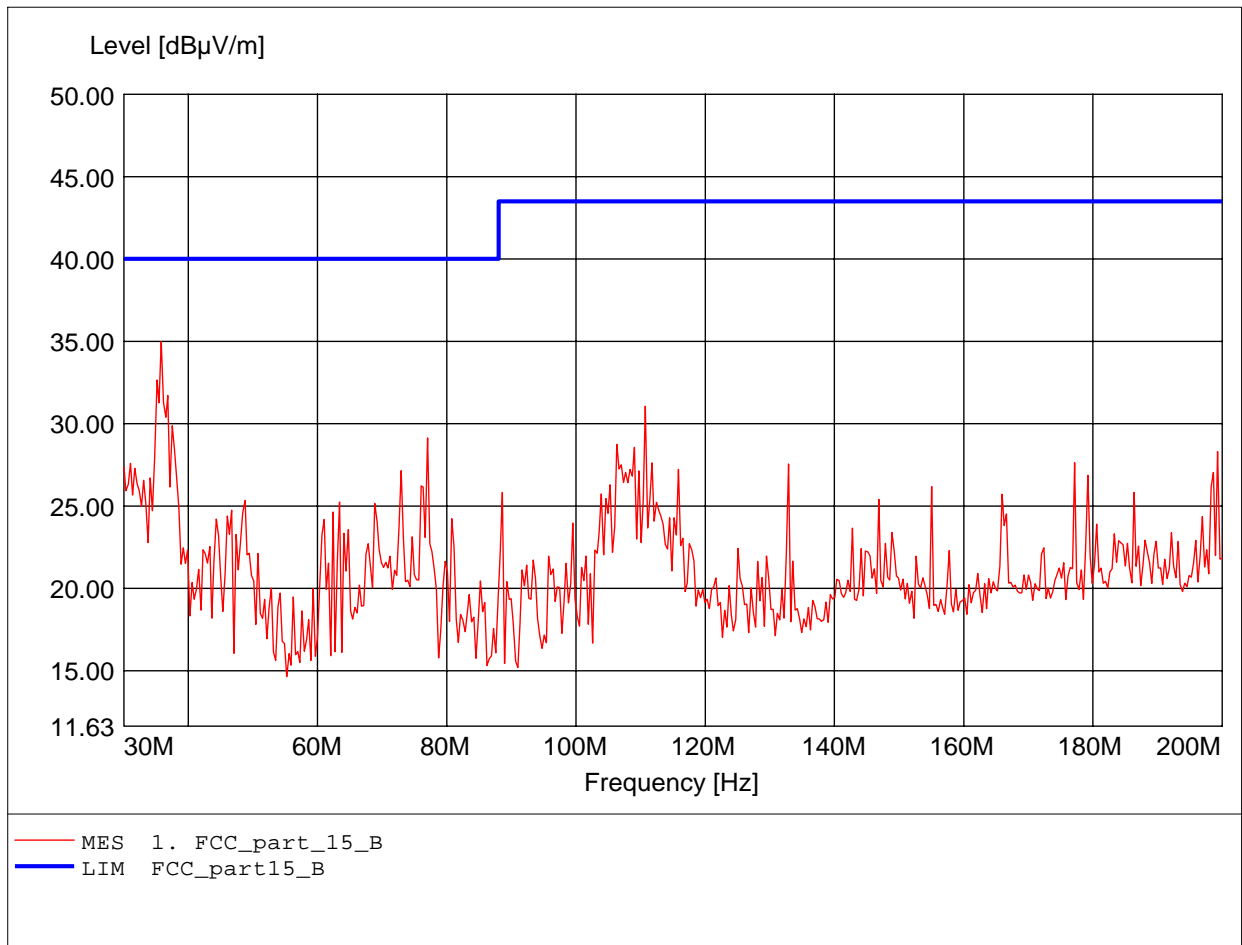




**Field Strength under normal conditions**

**FCC RULES PART 15, SUBPART B / LP 0002**

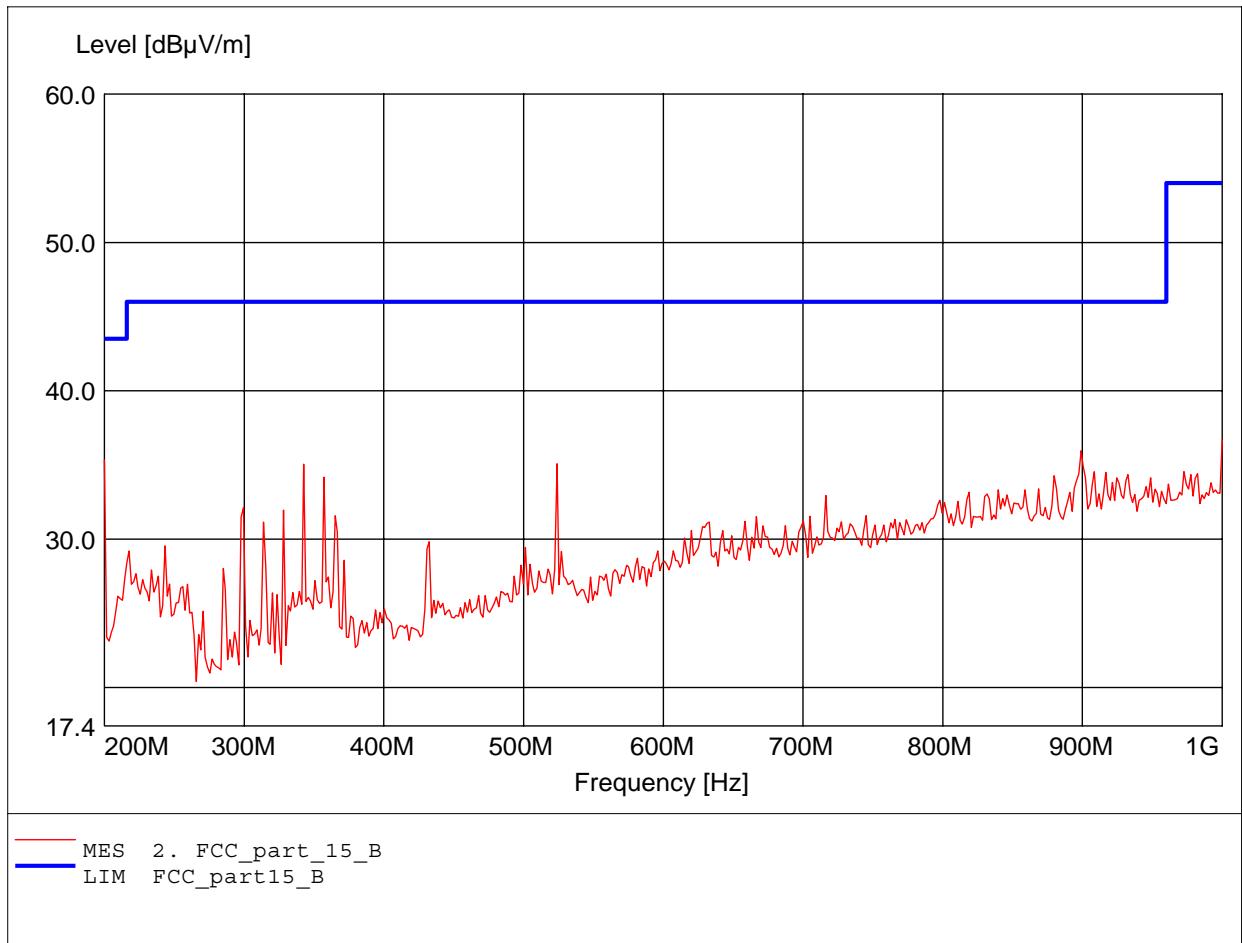
Order Number: W6M20703-7955 802.11n ch4 40M  
Test Site / Operator: ETS / Derek  
Temperature: Temp.: 23.9°C  
Comment 1: according to subpart B / LP 0002  
Ant.: HK 116  
Freq:35.792MHz Emax:34.98dBµV/m RBW: 100 kHz



**Field Strength under normal conditions**

**FCC RULES PART 15, SUBPART B / LP 0002**

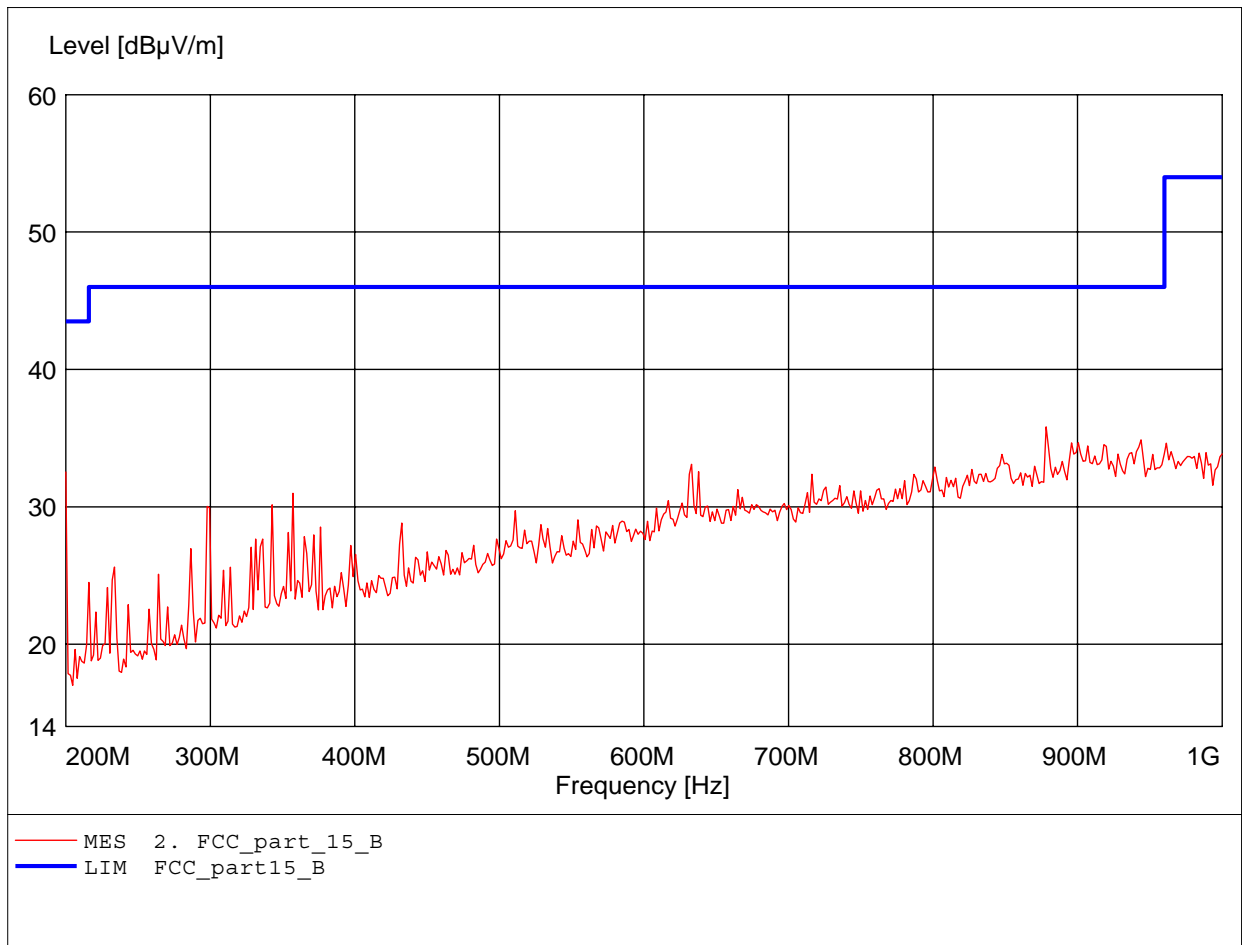
Order Number: W6M20703-7955 802.11n ch4 40M  
Test Site / Operator: ETS / Derek  
Temperature: Temp.: 23.9°C  
Comment 1: according to subpart B / LP 0002  
Ant.: HL 223, ampl.  
Freq:1.000GHz Emax:36.70dBμV/m RBW: 100 kHz



**Field Strength under normal conditions**

**FCC RULES PART 15, SUBPART B / LP 0002**

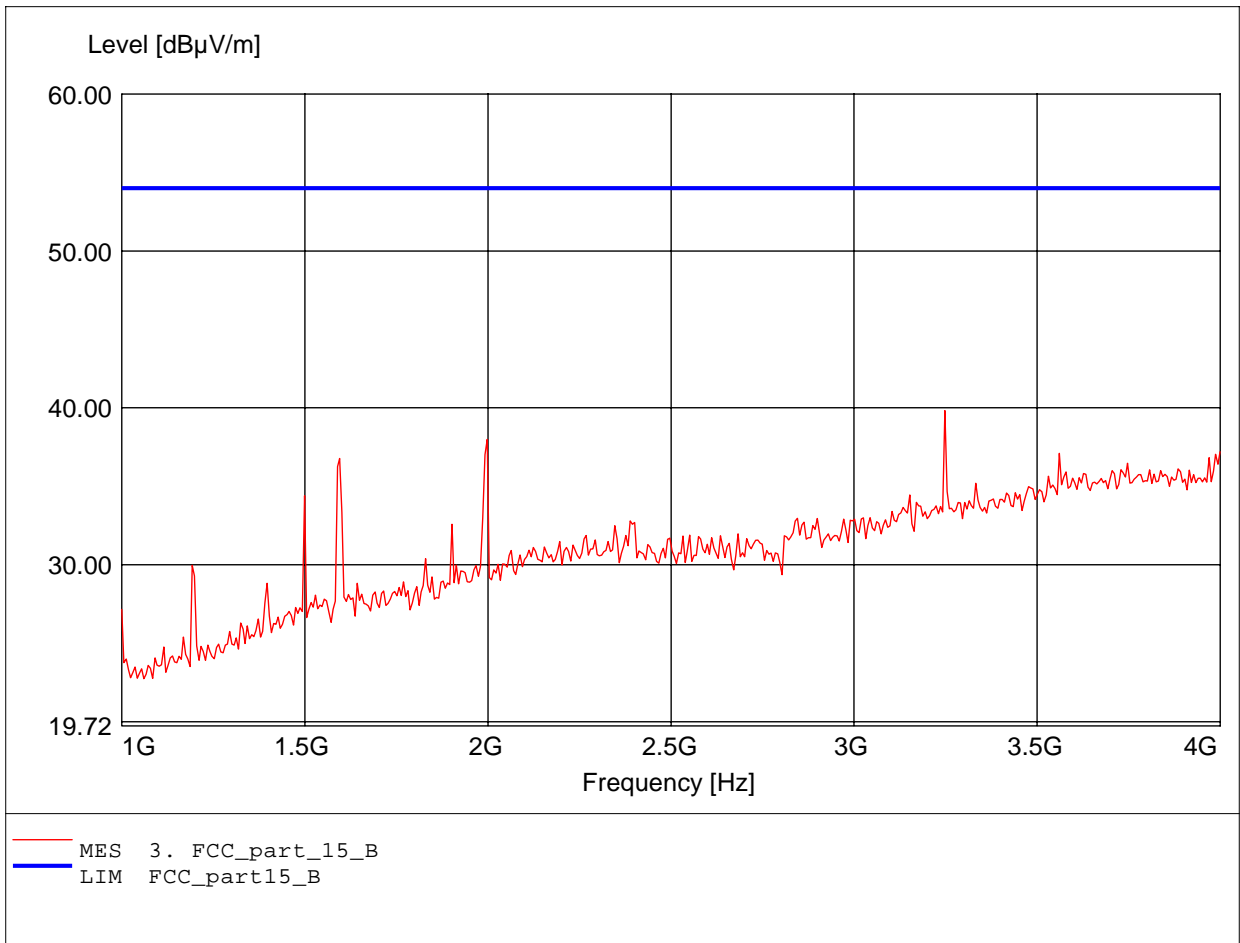
Order Number: W6M20703-7955 802.11n ch4 40M  
Test Site / Operator: ETS / Derek  
Temperature: Temp.: 23.9°C  
Comment 1: according to subpart B / LP 0002  
Ant.: HL 223, ampl.  
Freq:878.156MHz Emax:35.83dBμV/m RBW: 100 kHz



**Field Strength under normal conditions**

**FCC RULES PART 15, SUBPART B / LP 0002**

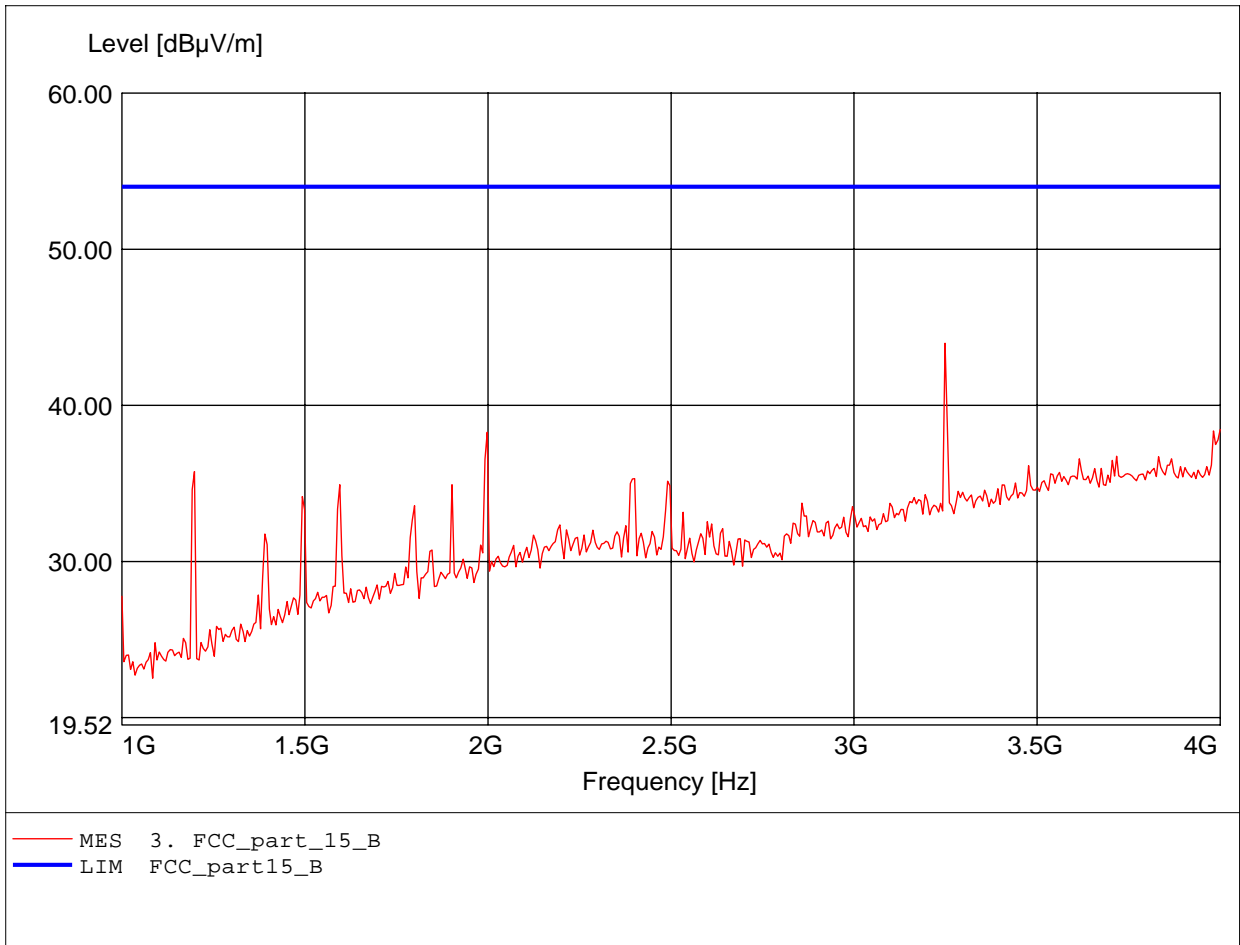
Order Number: W6M20703-7955 802.11n ch6 40M  
Test Site / Operator: ETS / Derek  
Temperature: Temp.: 23.9°C  
Comment 1: according to subpart B / LP 0002  
Ant.: HL25, ampl.  
Freq:3.248GHz Emax:39.81dBμV/m RBW: 1 MHz



**Field Strength under normal conditions**

**FCC RULES PART 15, SUBPART B / LP 0002**

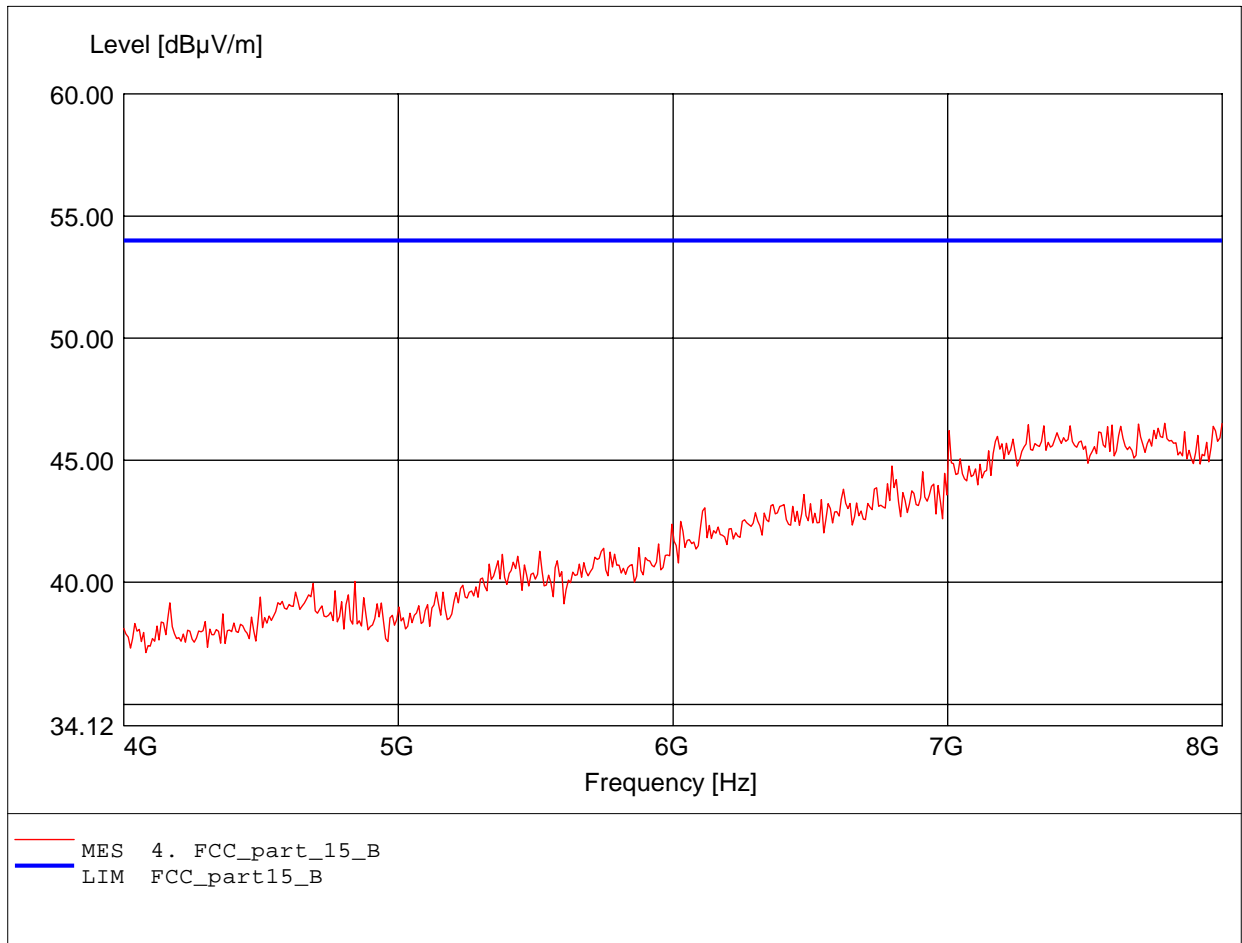
Order Number: W6M20703-7955 802.11n ch4 40M  
Test Site / Operator: ETS / Derek  
Temperature: Temp.: 23.9°C  
Comment 1: according to subpart B / LP 0002  
Ant.: HL25, ampl.  
Freq:3.248GHz Emax:43.97dBμV/m RBW: 1 MHz



**Field Strength under normal conditions**

**FCC RULES PART 15, SUBPART B / LP 0002**

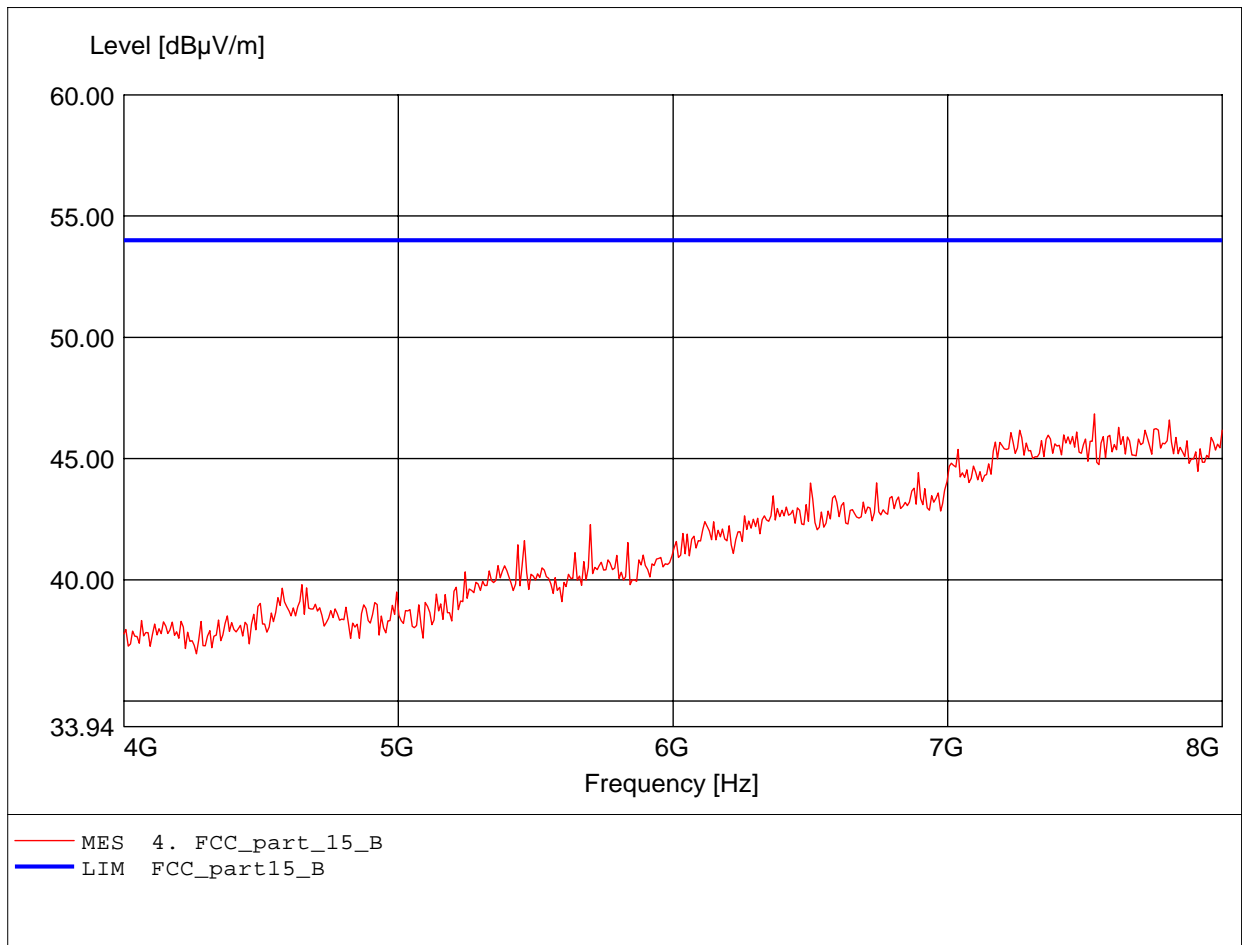
Order Number: W6M20703-7955 802.11n ch6 40M  
Test Site / Operator: ETS / Derek  
Temperature: Temp.: 23.9°C  
Comment 1: according to subpart B / LP 0002  
Ant.: HL25, ampl.  
Freq:7.792GHz Emax:46.51dBμV/m RBW: 1 MHz



**Field Strength under normal conditions**

**FCC RULES PART 15, SUBPART B / LP 0002**

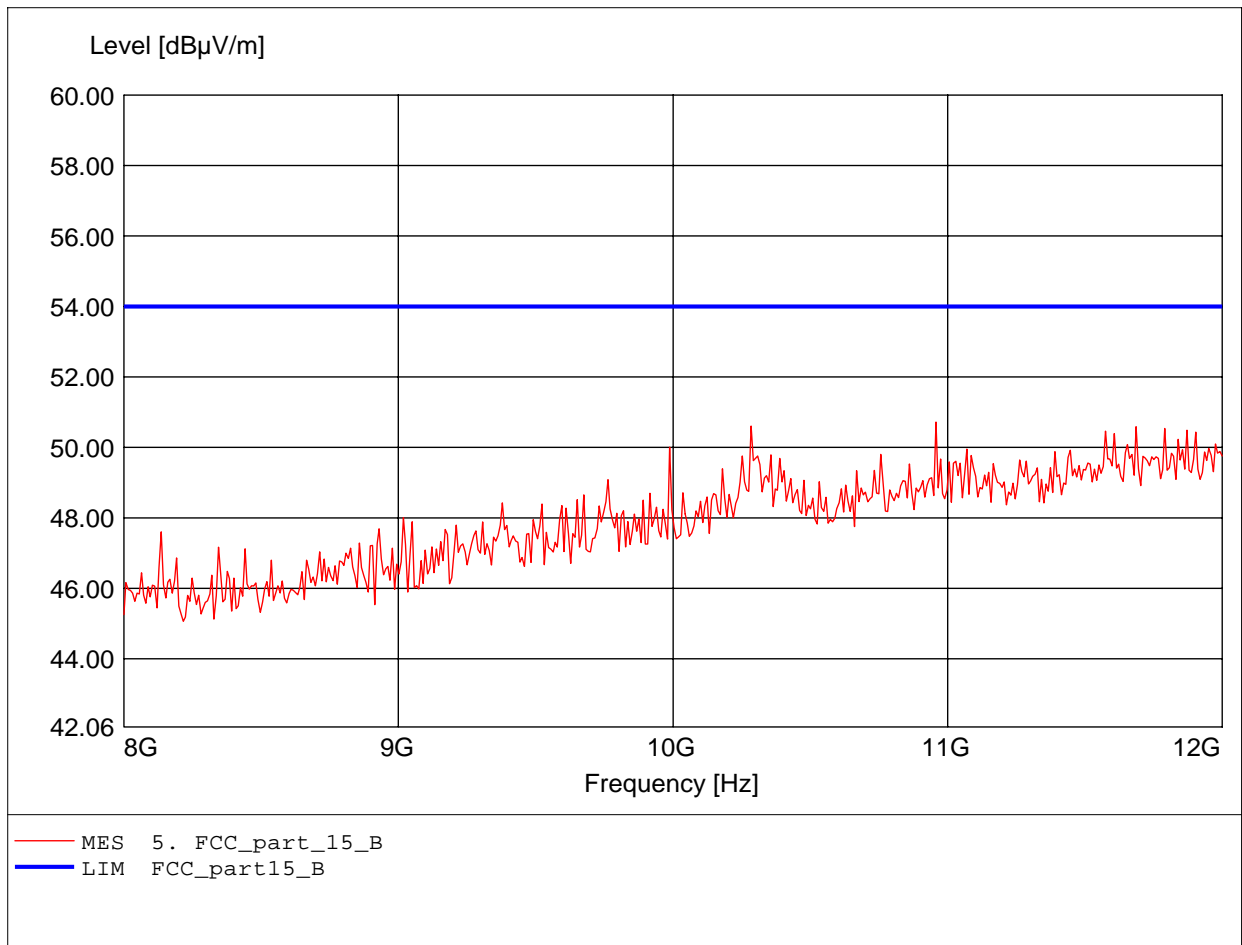
Order Number: W6M20703-7955 802.11n ch4 40M  
Test Site / Operator: ETS / Derek  
Temperature: Temp.: 23.9°C  
Comment 1: according to subpart B / LP 0002  
Ant.: HL25, ampl.  
Freq:7.535GHz Emax:46.84dBμV/m RBW: 1 MHz



**Field Strength under normal conditions**

**FCC RULES PART 15, SUBPART B / LP 0002**

Order Number: W6M20703-7955 802.11n ch4 40M  
Test Site / Operator: ETS / Derek  
Temperature: Temp.: 23.9°C  
Comment 1: according to subpart B / LP 0002  
Ant.: HL25, ampl.  
Freq:10.958GHz Emax:50.72dBμV/m RBW: 1 MHz

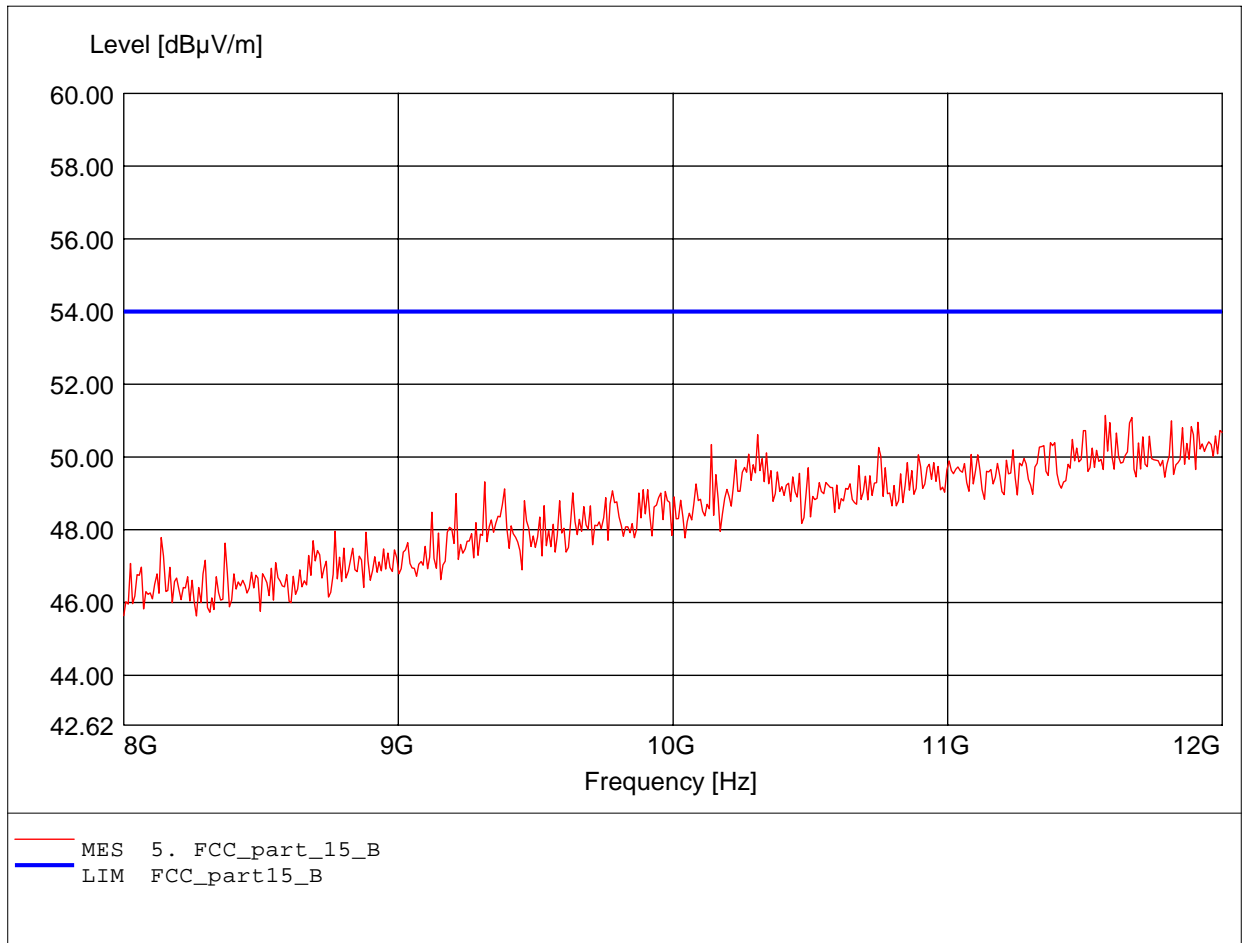




**Field Strength under normal conditions**

**FCC RULES PART 15, SUBPART B / LP 0002**

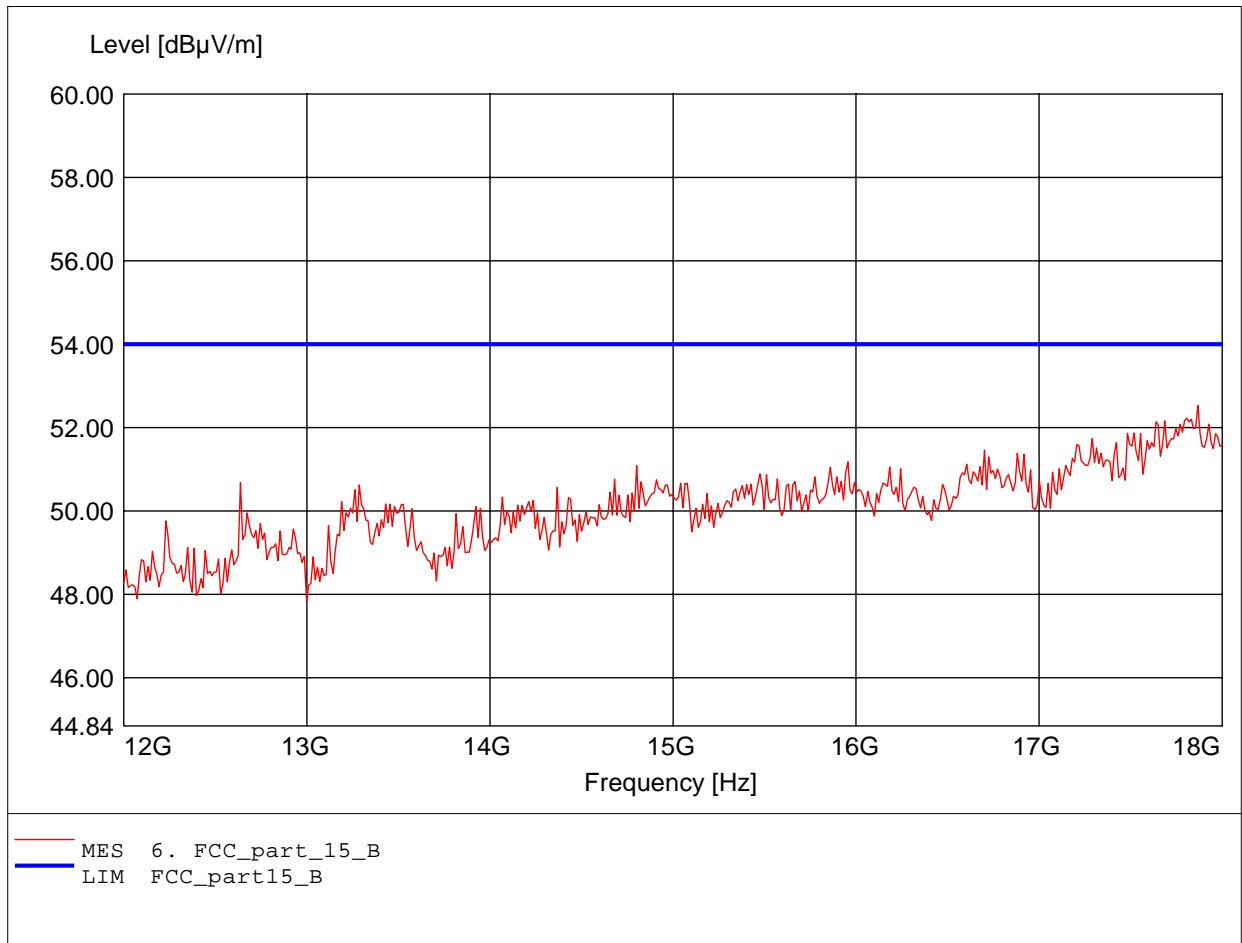
Order Number: W6M20703-7955 802.11n ch4 40M  
Test Site / Operator: ETS / Derek  
Temperature: Temp.: 23.9°C  
Comment 1: according to subpart B / LP 0002  
Ant.: HL25, ampl.  
Freq:11.575GHz Emax:51.14dBμV/m RBW: 1 MHz



**Field Strength under normal conditions**

**FCC RULES PART 15, SUBPART B / LP 0002**

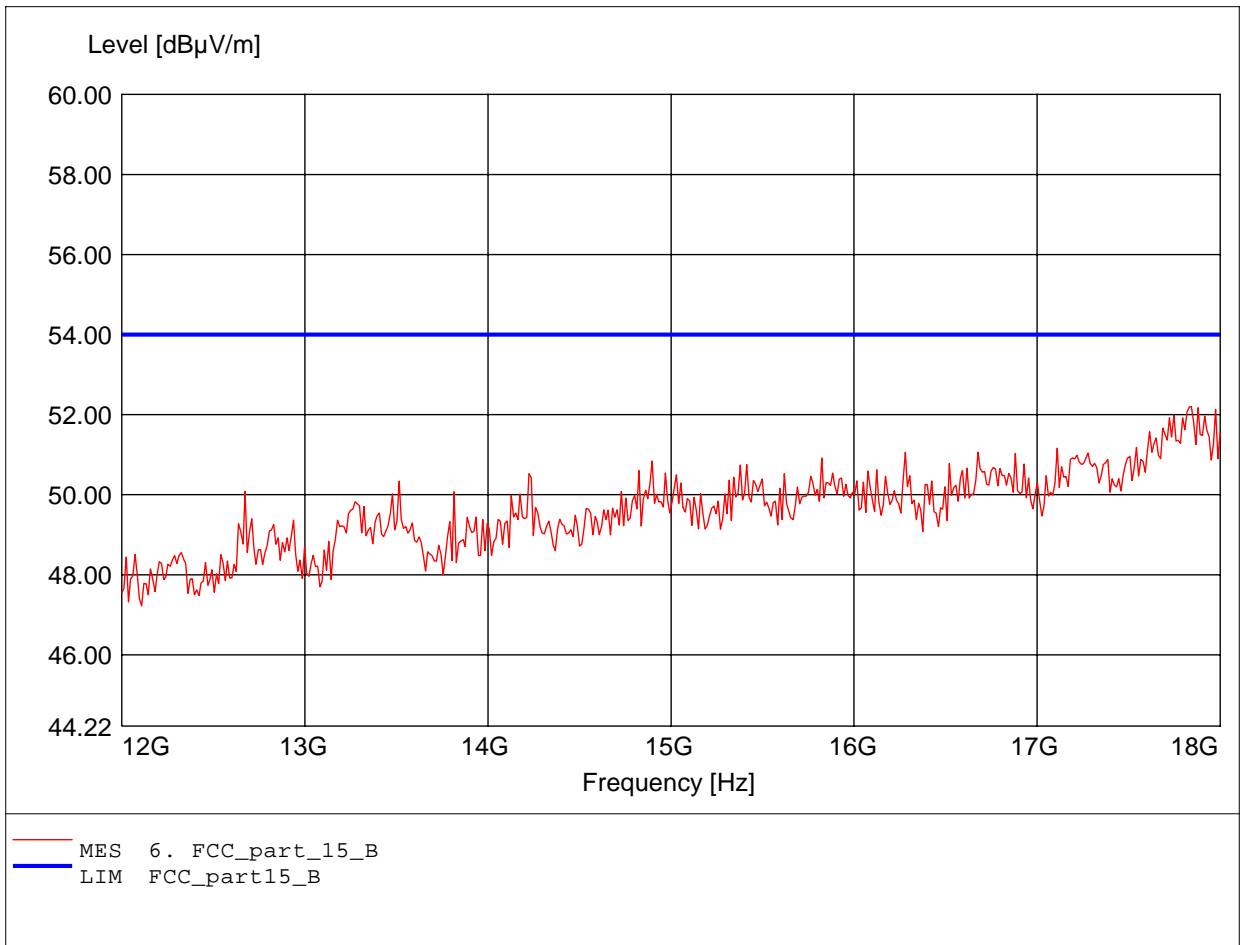
Order Number: W6M20703-7955 802.11n ch4 40M  
Test Site / Operator: ETS / Derek  
Temperature: Temp.: 23.9°C  
Comment 1: according to subpart B / LP 0002  
Ant.: HL25, ampl.  
Freq:17.868GHz Emax:52.53dBμV/m RBW: 1 MHz



**Field Strength under normal conditions**

**FCC RULES PART 15, SUBPART B / LP 0002**

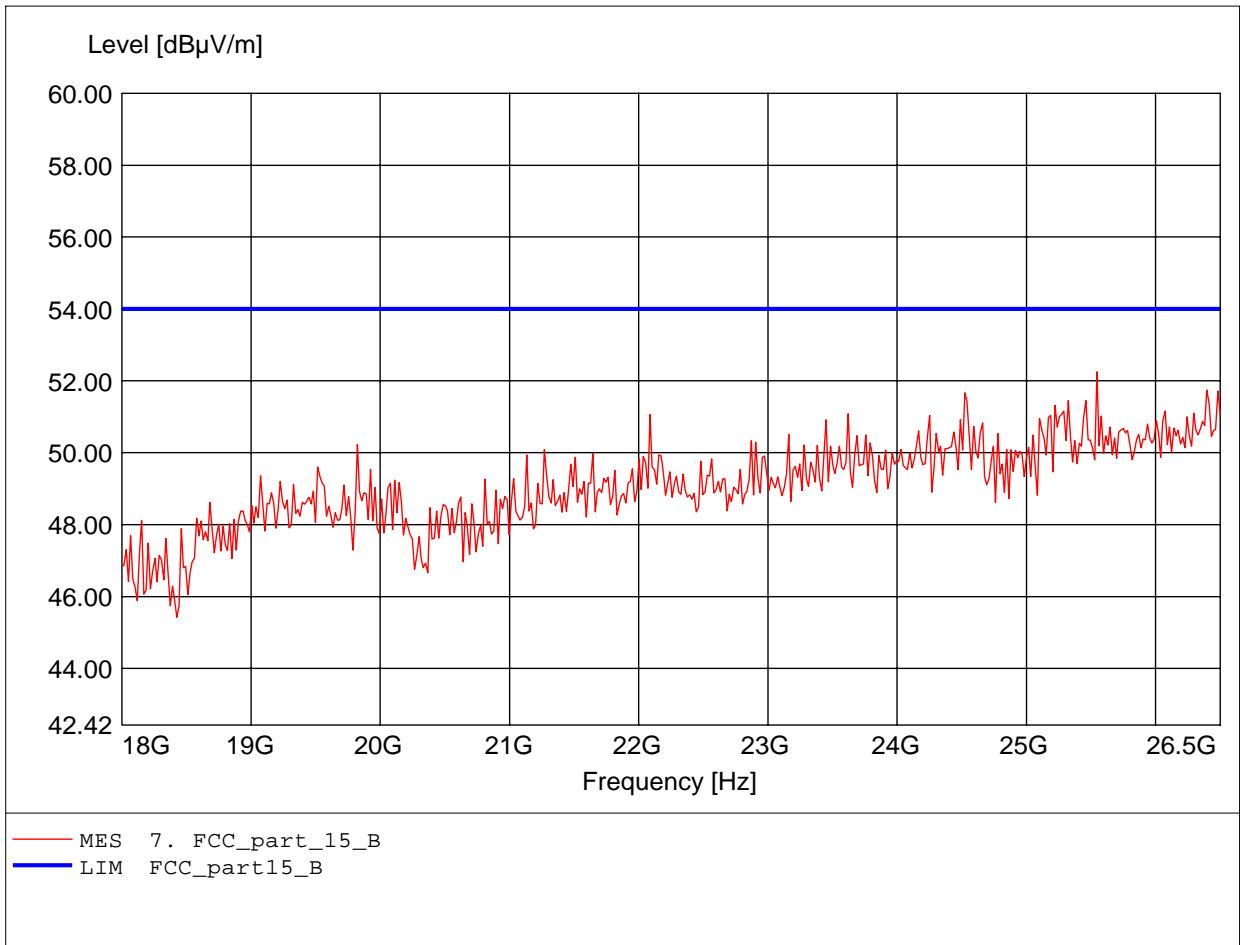
Order Number: W6M20703-7955 802.11n ch4 40M  
Test Site / Operator: ETS / Derek  
Temperature: Temp.: 23.9°C  
Comment 1: according to subpart B / LP 0002  
Ant.: HL25, ampl.  
Freq:17.844GHz Emax:52.20dBμV/m RBW: 1 MHz



**Field Strength under normal conditions**

**FCC RULES PART 15, SUBPART B / LP 0002**

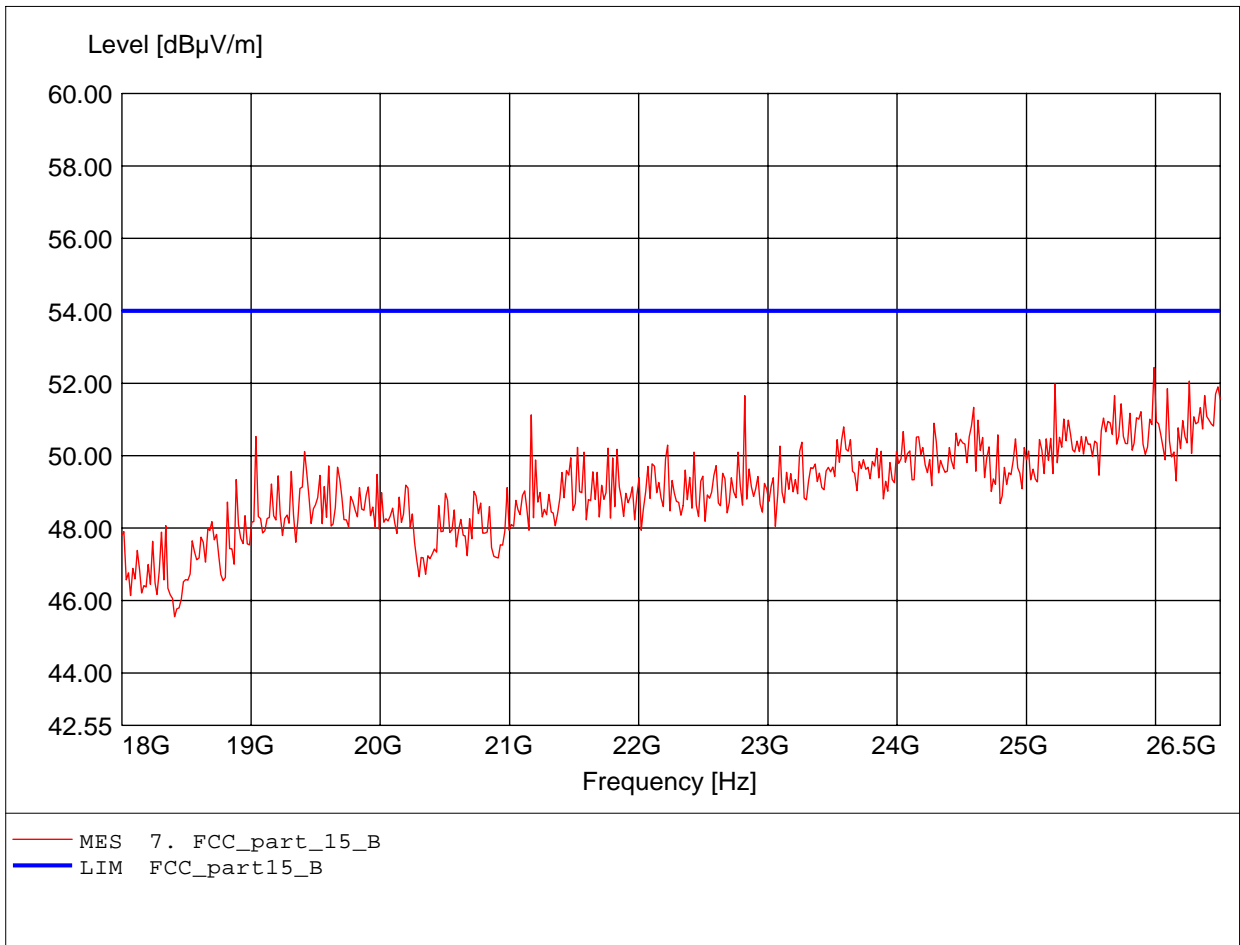
Order Number: W6M20703-7955 802.11n ch4 40M  
Test Site / Operator: ETS / Derek  
Temperature: Temp.: 23.9°C  
Comment 1: according to subpart B / LP 0002  
Ant.: HL025, ampl. Freq:25.546GHz  
Emax:52.25dBμV/m RBW: 1 MHz



**Field Strength under normal conditions**

**FCC RULES PART 15, SUBPART B / LP 0002**

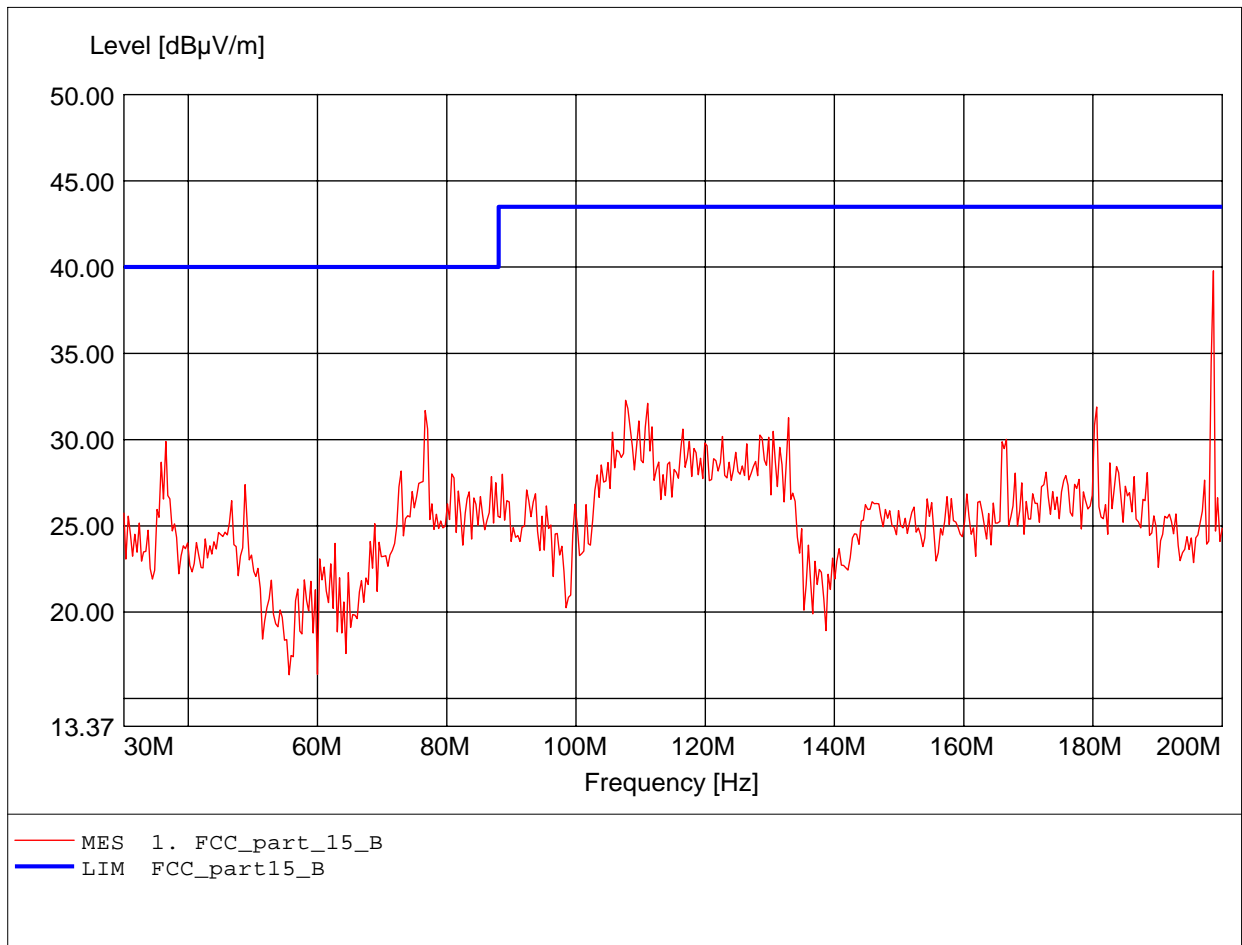
Order Number: W6M20703-7955 802.11n ch4 40M  
Test Site / Operator: ETS / Derek  
Temperature: Temp.: 23.9°C  
Comment 1: according to subpart B / LP 0002  
Ant.: HL025, ampl. Freq:25.989GHz  
Emax:52.43dBμV/m RBW: 1 MHz



**Field Strength under normal conditions**

**FCC RULES PART 15, SUBPART B / LP 0002**

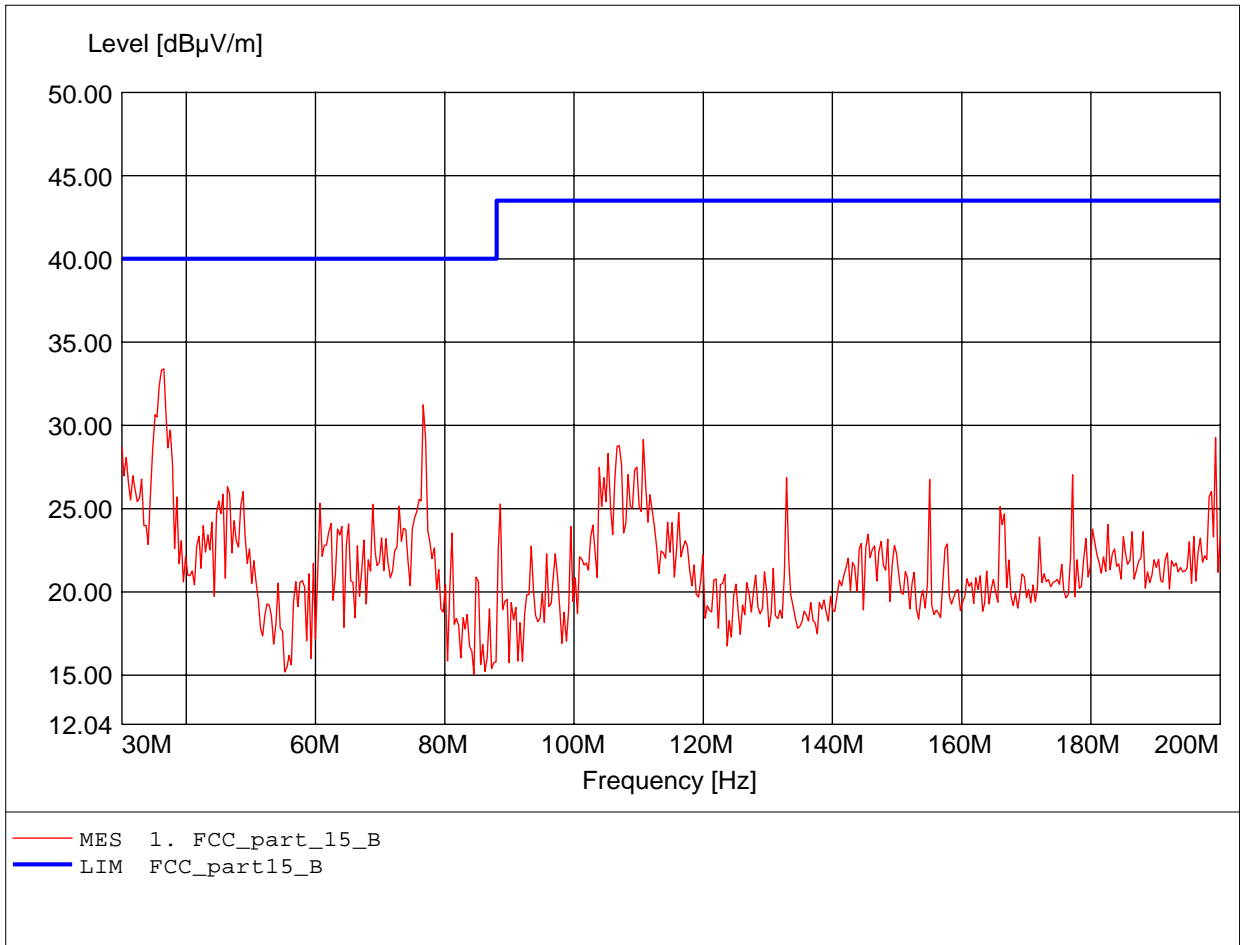
Order Number: W6M20703-7955 802.11n ch7 40M  
Test Site / Operator: ETS / Derek  
Temperature: Temp.: 23.9°C  
Comment 1: according to subpart B / LP 0002  
Ant.: HK 116  
Freq:198.637MHz Emax:39.79dBμV/m RBW: 100 kHz



**Field Strength under normal conditions**

**FCC RULES PART 15, SUBPART B / LP 0002**

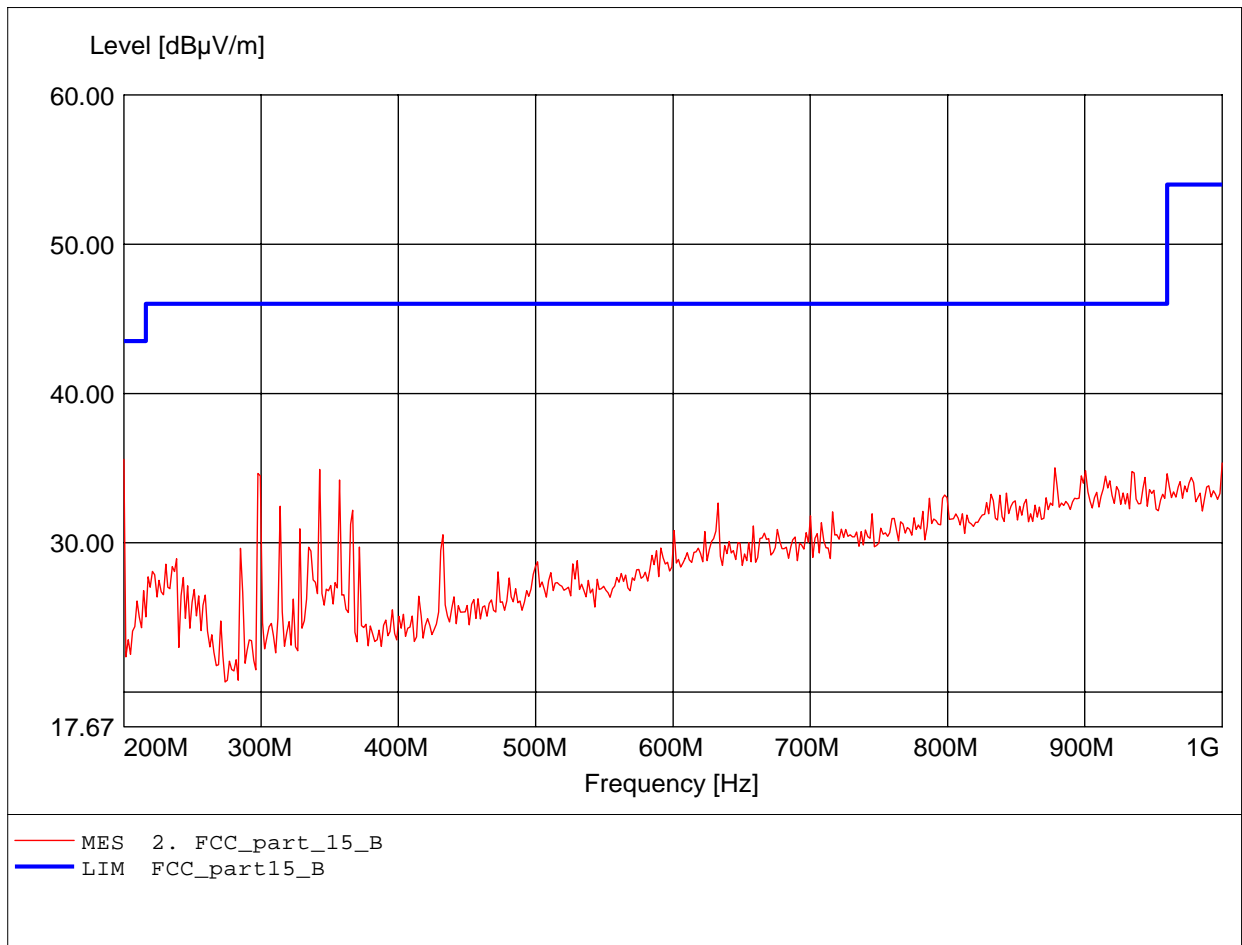
Order Number: W6M20703-7955 802.11n ch7 40M  
Test Site / Operator: ETS / Derek  
Temperature: Temp.: 23.9°C  
Comment 1: according to subpart B / LP 0002  
Ant.: HK 116  
Freq:36.473MHz Emax:33.40dBµV/m RBW: 100 kHz



**Field Strength under normal conditions**

**FCC RULES PART 15, SUBPART B / LP 0002**

Order Number: W6M20703-7955 802.11n ch7 40M  
Test Site / Operator: ETS / Derek  
Temperature: Temp.: 23.9°C  
Comment 1: according to subpart B / LP 0002  
Ant.: HL 223, ampl.  
Freq:200.000MHz Emax:35.59dBμV/m RBW: 100 kHz

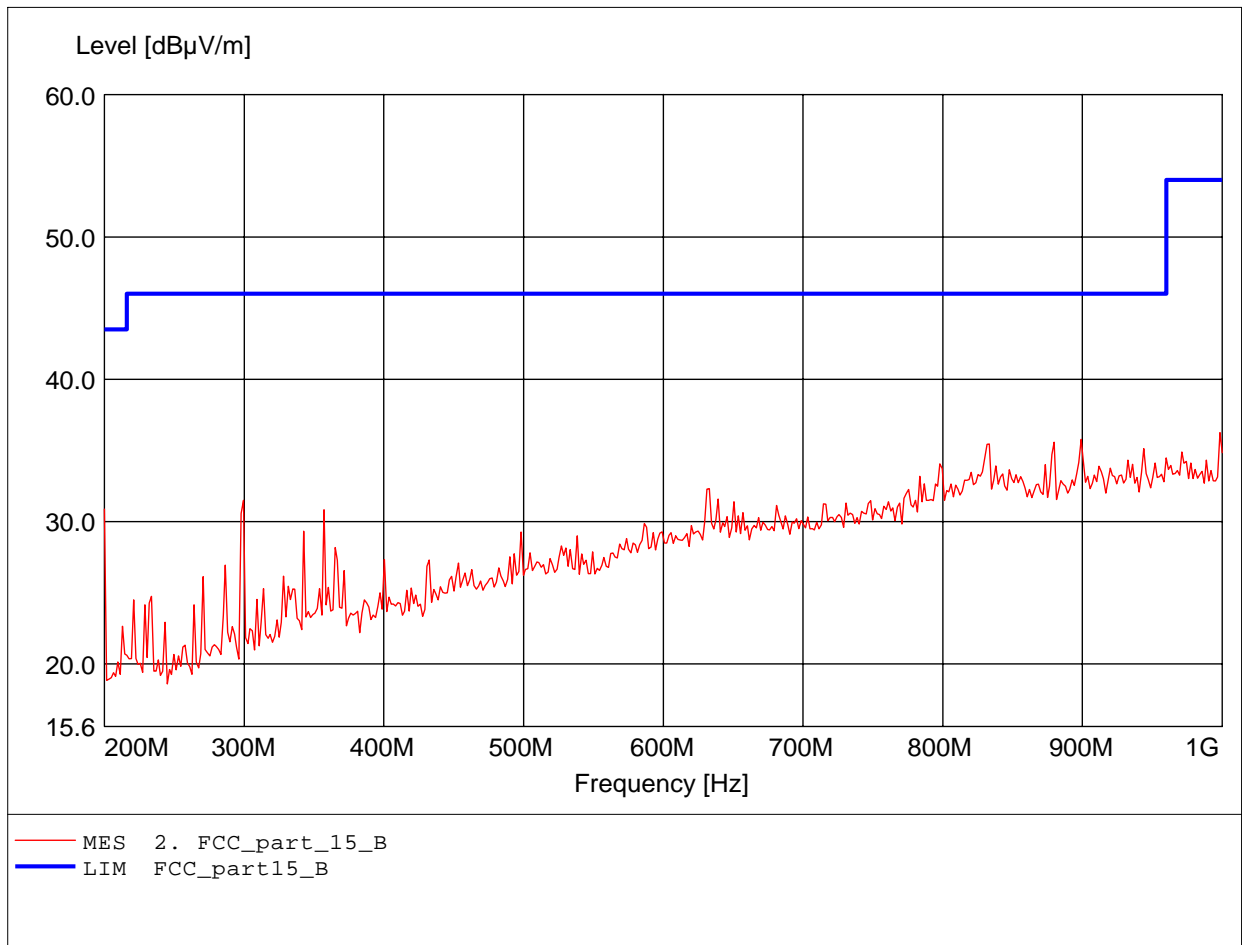




**Field Strength under normal conditions**

**FCC RULES PART 15, SUBPART B / LP 0002**

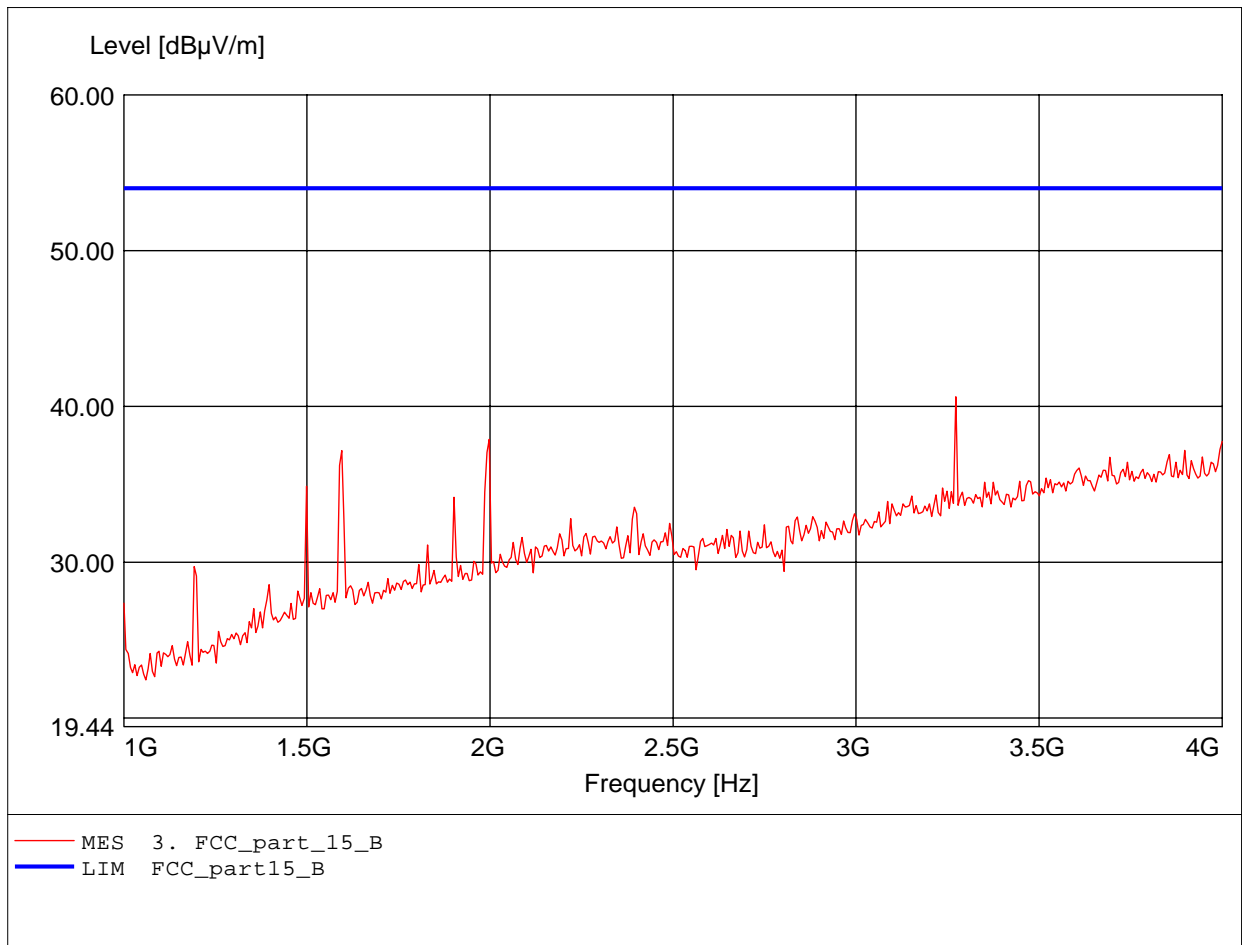
Order Number: W6M20703-7955 802.11n ch7 40M  
Test Site / Operator: ETS / Derek  
Temperature: Temp.: 23.9°C  
Comment 1: according to subpart B / LP 0002  
Ant.: HL 223, ampl.  
Freq:998.397MHz Emax:36.25dBμV/m RBW: 100 kHz



**Field Strength under normal conditions**

**FCC RULES PART 15, SUBPART B / LP 0002**

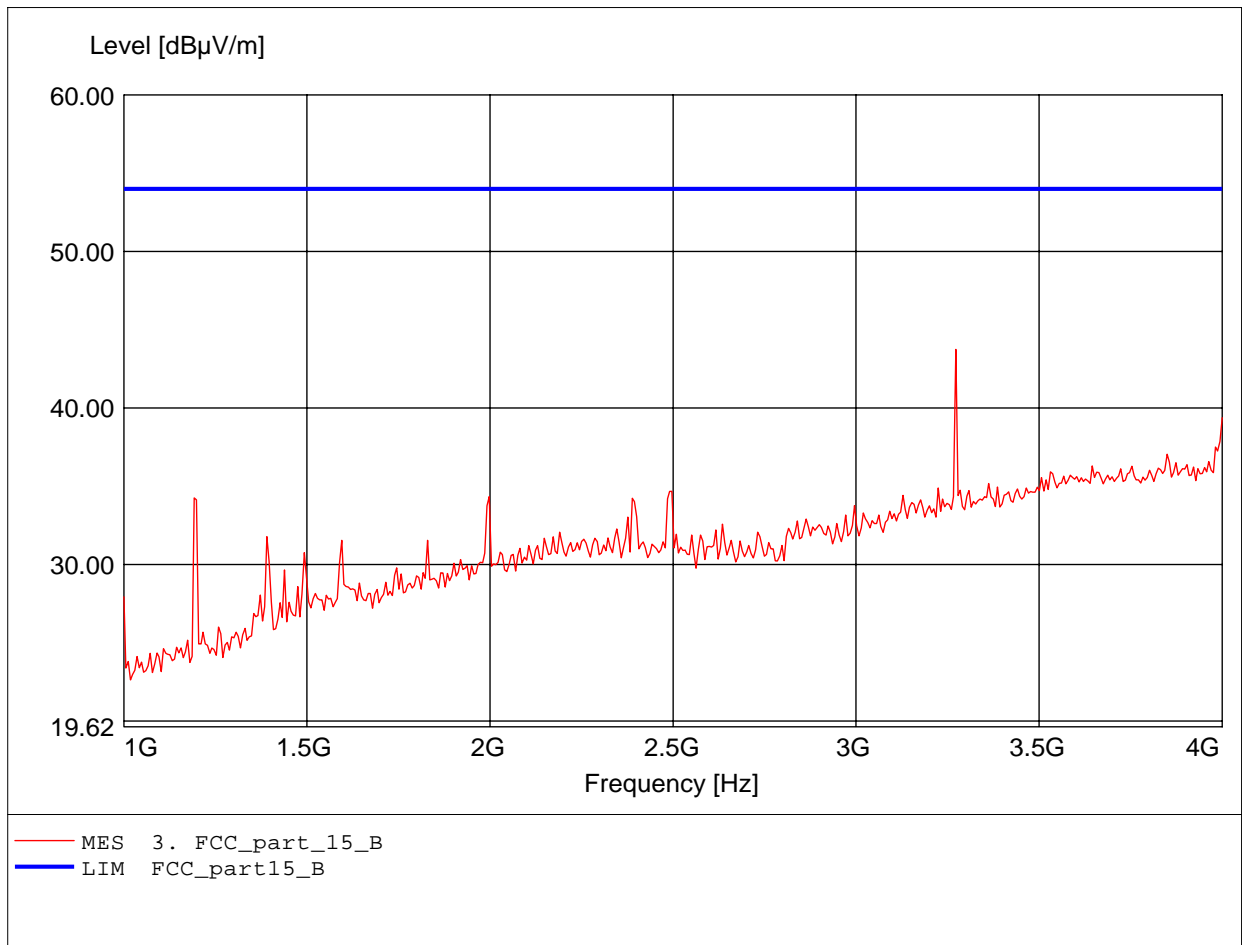
Order Number: W6M20703-7955 802.11n ch7 40M  
Test Site / Operator: ETS / Derek  
Temperature: Temp.: 23.9°C  
Comment 1: according to subpart B / LP 0002  
Ant.: HL25, ampl.  
Freq:3.273GHz Emax:40.62dBμV/m RBW: 1 MHz



**Field Strength under normal conditions**

**FCC RULES PART 15, SUBPART B / LP 0002**

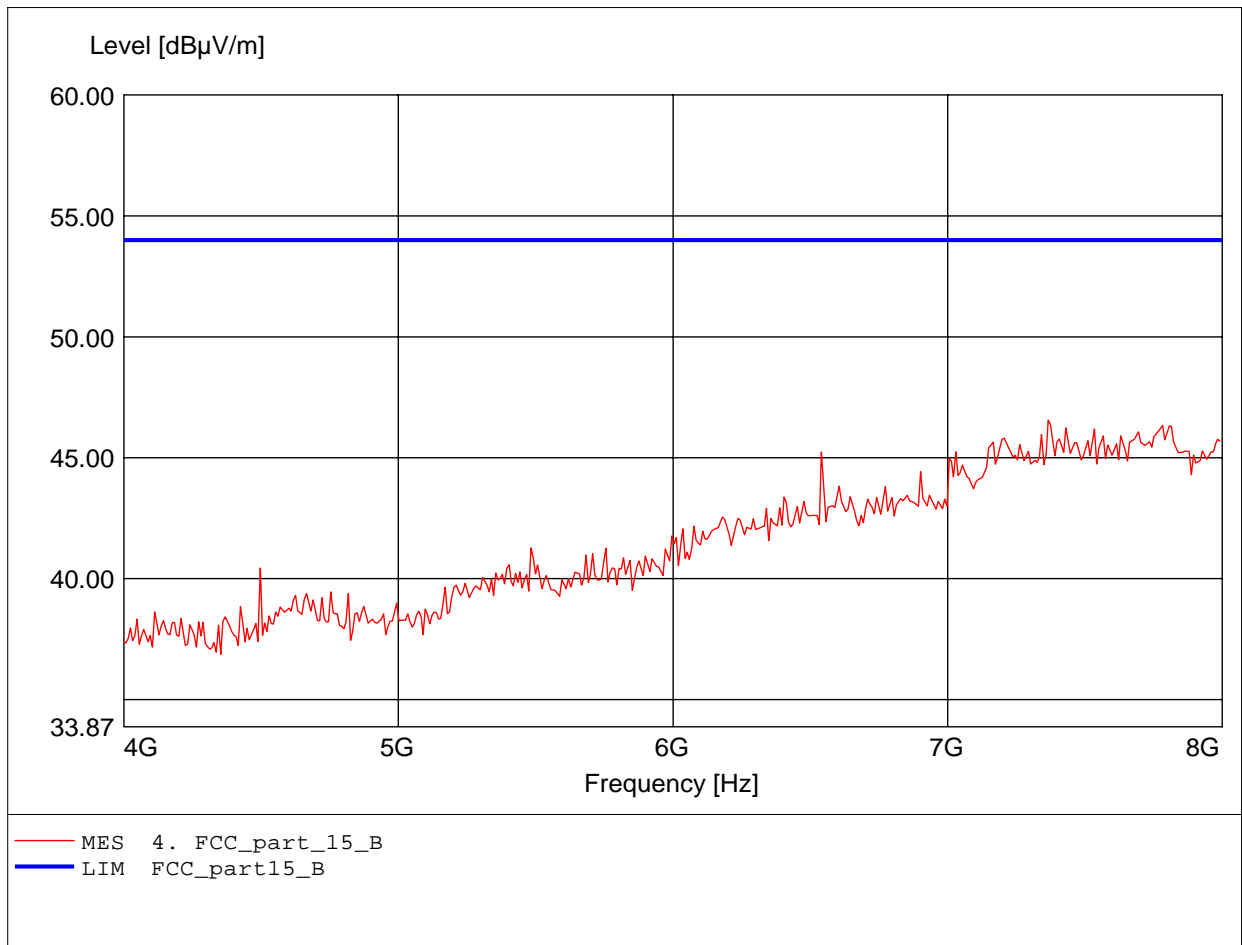
Order Number: W6M20703-7955 802.11n ch7 40M  
Test Site / Operator: ETS / Derek  
Temperature: Temp.: 23.9°C  
Comment 1: according to subpart B / LP 0002  
Ant.: HL25, ampl.  
Freq:3.273GHz Emax:43.75dBμV/m RBW: 1 MHz



**Field Strength under normal conditions**

**FCC RULES PART 15, SUBPART B / LP 0002**

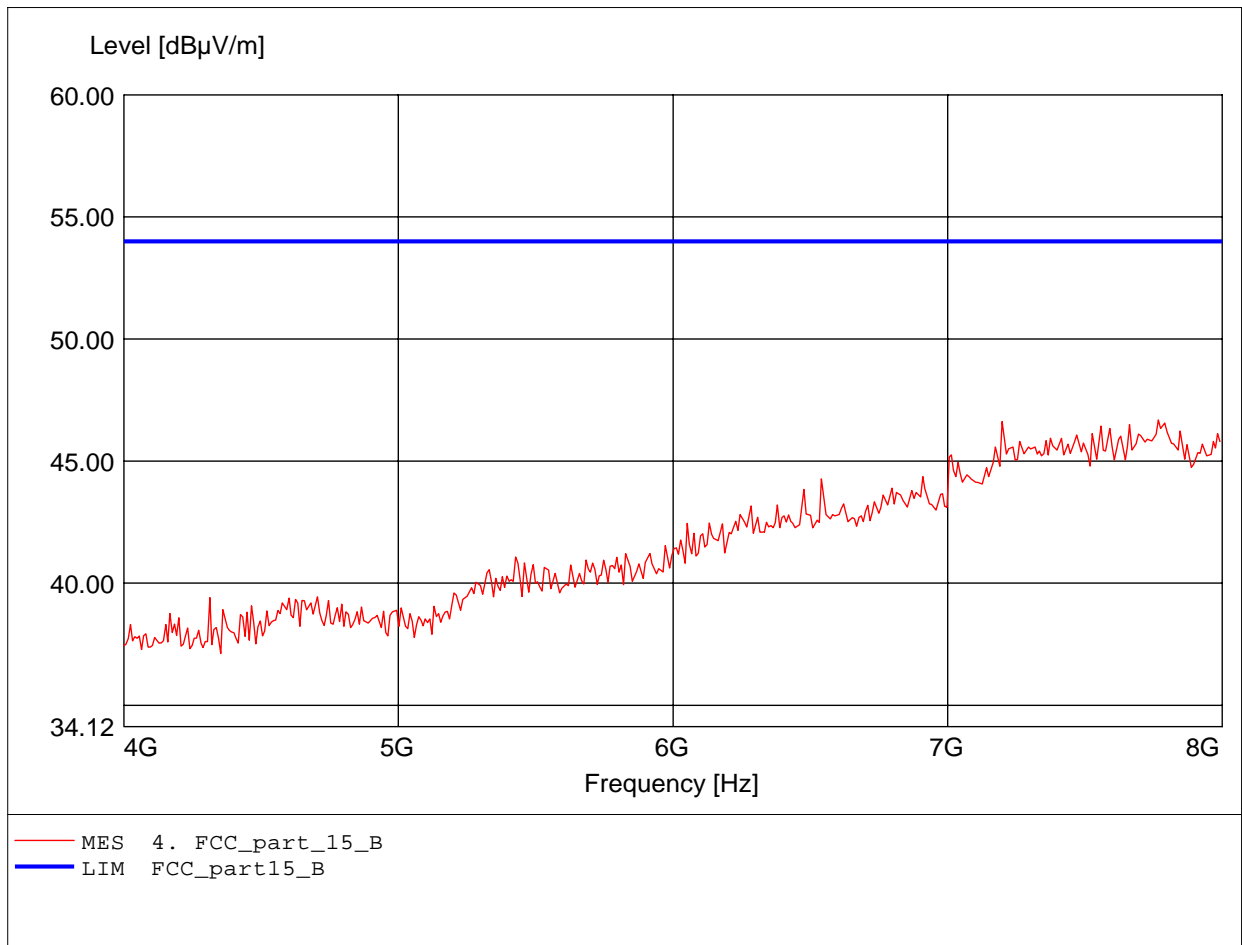
Order Number: W6M20703-7955 802.11n ch7 40M  
Test Site / Operator: ETS / Derek  
Temperature: Temp.: 23.9°C  
Comment 1: according to subpart B / LP 0002  
Ant.: HL25, ampl.  
Freq:7.367GHz Emax:46.55dBμV/m RBW: 1 MHz



**Field Strength under normal conditions**

**FCC RULES PART 15, SUBPART B / LP 0002**

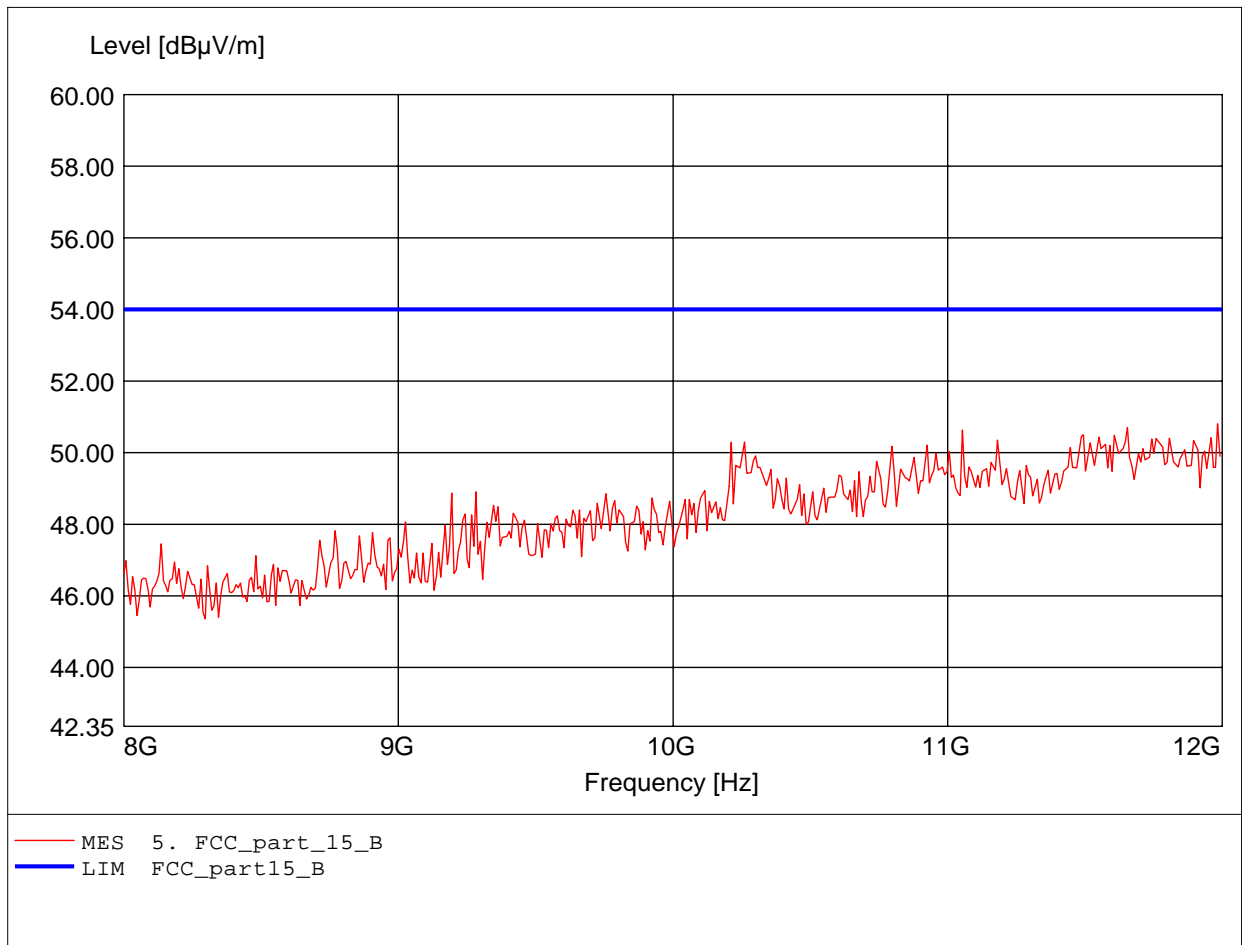
Order Number: W6M20703-7955 802.11n ch7 40M  
Test Site / Operator: ETS / Derek  
Temperature: Temp.: 23.9°C  
Comment 1: according to subpart B / LP 0002  
Ant.: HL25, ampl.  
Freq:7.768GHz Emax:46.69dBμV/m RBW: 1 MHz



**Field Strength under normal conditions**

**FCC RULES PART 15, SUBPART B / LP 0002**

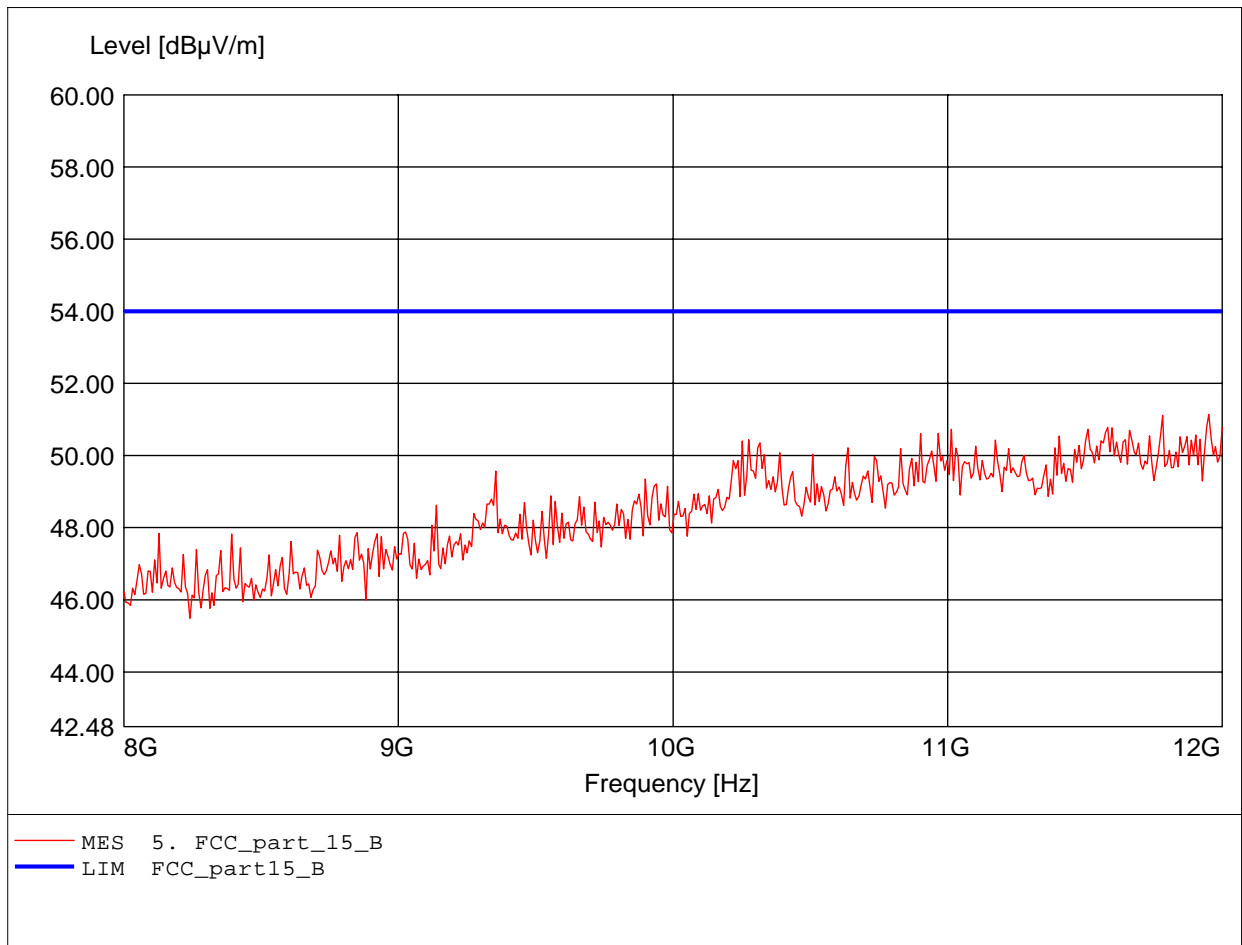
Order Number: W6M20703-7955 802.11n ch7 40M  
Test Site / Operator: ETS / Derek  
Temperature: Temp.: 23.9°C  
Comment 1: according to subpart B / LP 0002  
Ant.: HL25, ampl.  
Freq:11.984GHz Emax:50.80dBµV/m RBW: 1 MHz



**Field Strength under normal conditions**

**FCC RULES PART 15, SUBPART B / LP 0002**

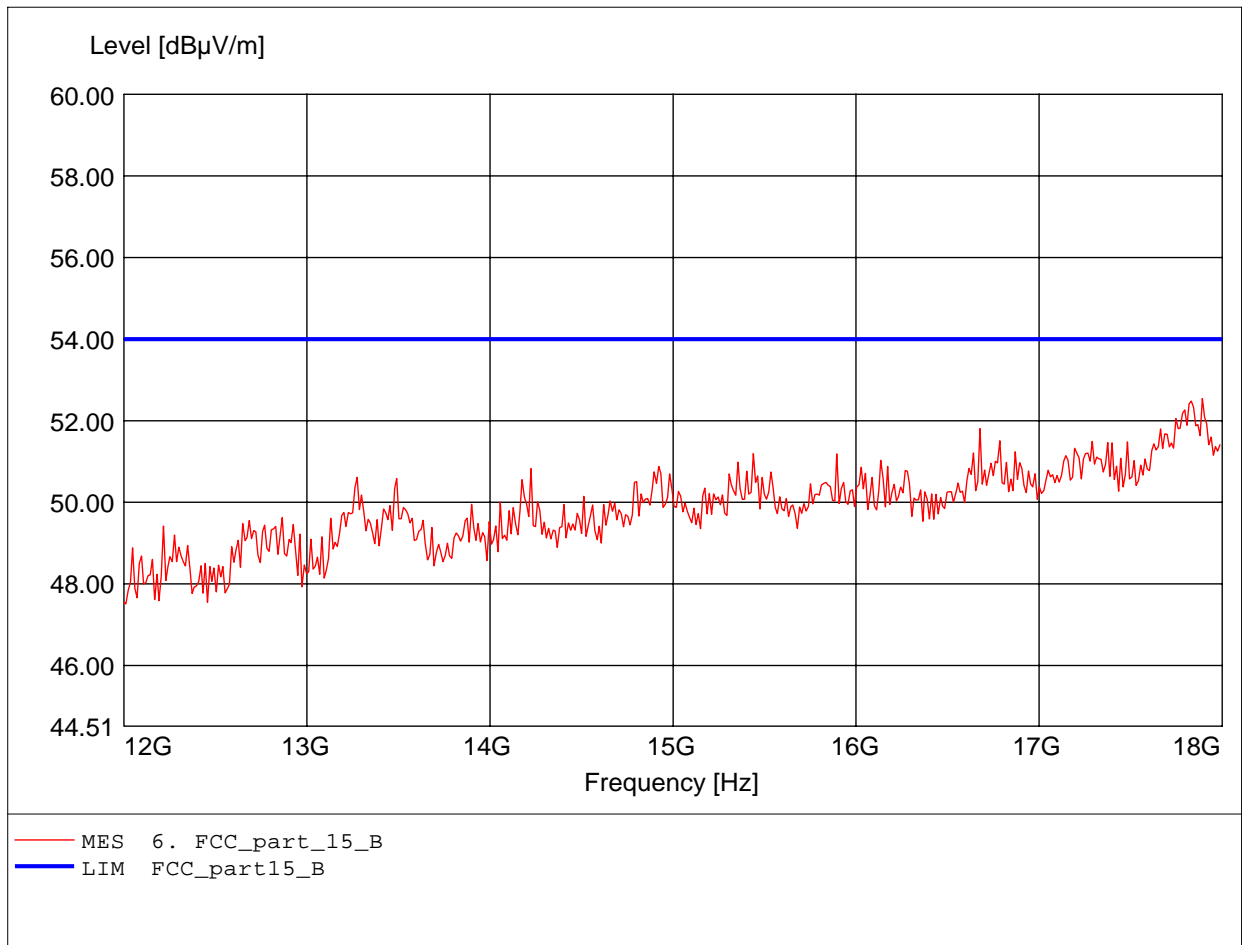
Order Number: W6M20703-7955 802.11n ch7 40M  
Test Site / Operator: ETS / Derek  
Temperature: Temp.: 23.9°C  
Comment 1: according to subpart B / LP 0002  
Ant.: HL25, ampl.  
Freq:11.952GHz Emax:51.14dBμV/m RBW: 1 MHz



**Field Strength under normal conditions**

**FCC RULES PART 15, SUBPART B / LP 0002**

Order Number: W6M20703-7955 802.11n ch7 40M  
Test Site / Operator: ETS / Derek  
Temperature: Temp.: 23.9°C  
Comment 1: according to subpart B / LP 0002  
Ant.: HL25, ampl.  
Freq:17.892GHz Emax:52.54dBμV/m RBW: 1 MHz

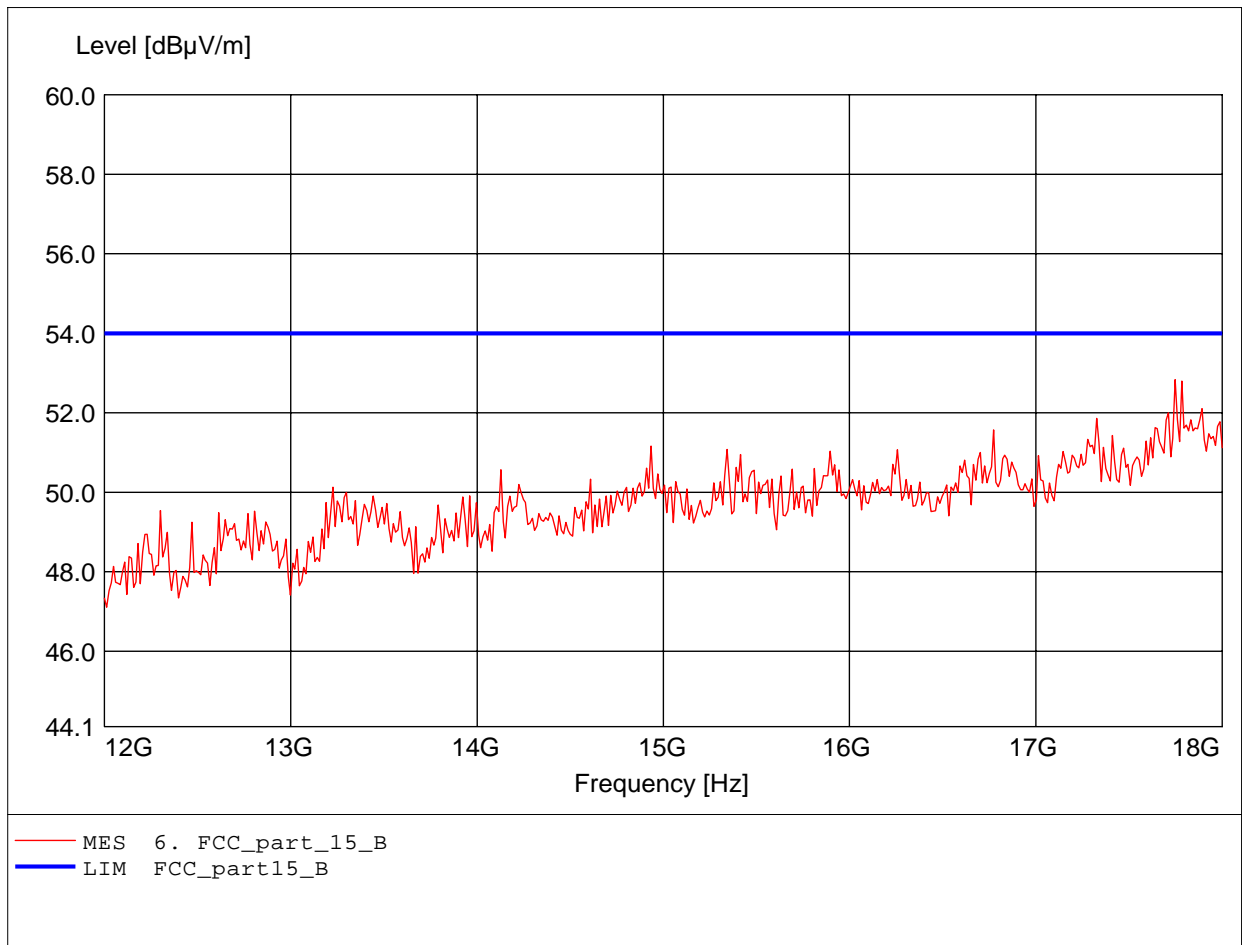




**Field Strength under normal conditions**

**FCC RULES PART 15, SUBPART B / LP 0002**

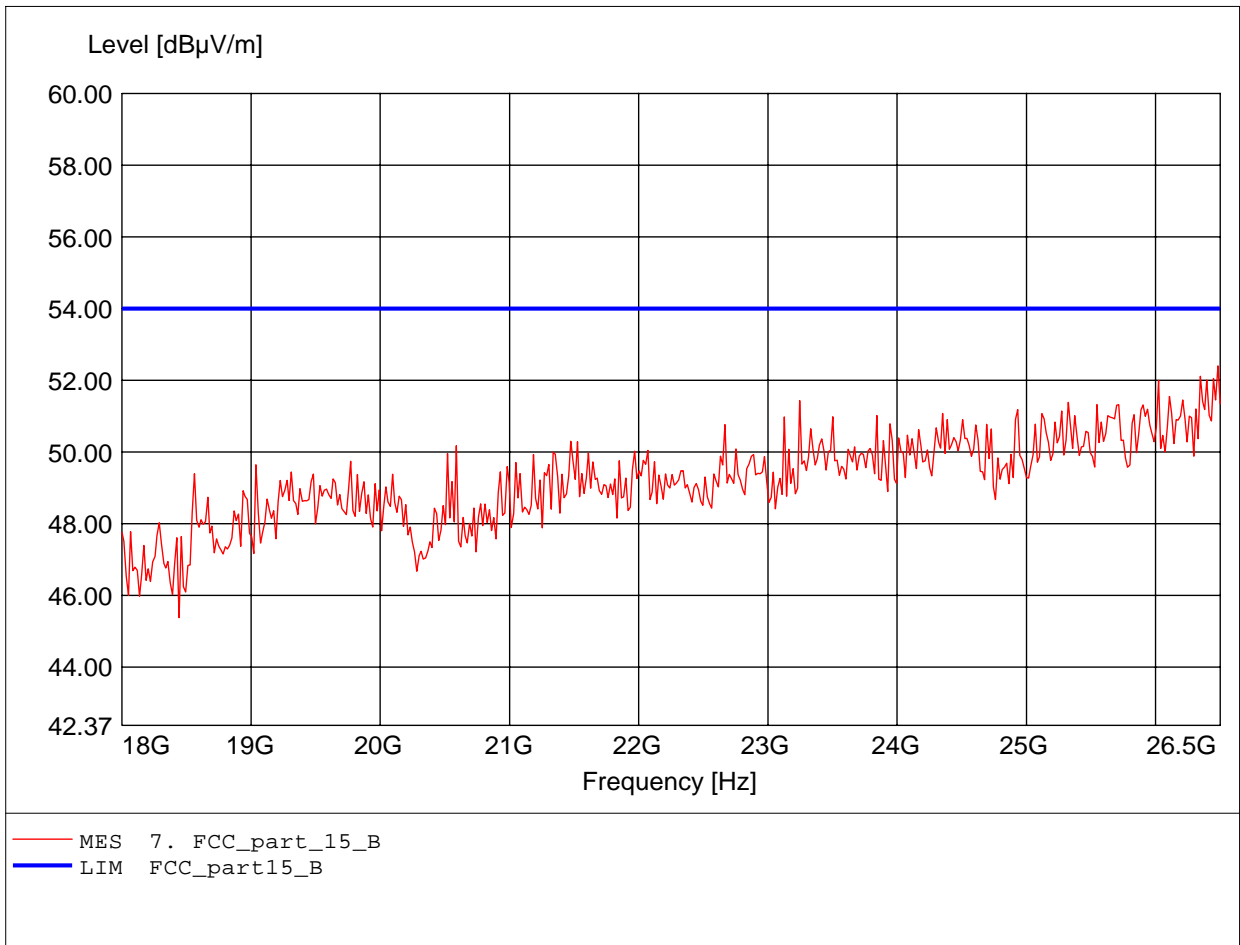
Order Number: W6M20703-7955 802.11n ch7 40M  
Test Site / Operator: ETS / Derek  
Temperature: Temp.: 23.9°C  
Comment 1: according to subpart B / LP 0002  
Ant.: HL25, ampl.  
Freq:17.747GHz Emax:52.84dBμV/m RBW: 1 MHz



**Field Strength under normal conditions**

**FCC RULES PART 15, SUBPART B / LP 0002**

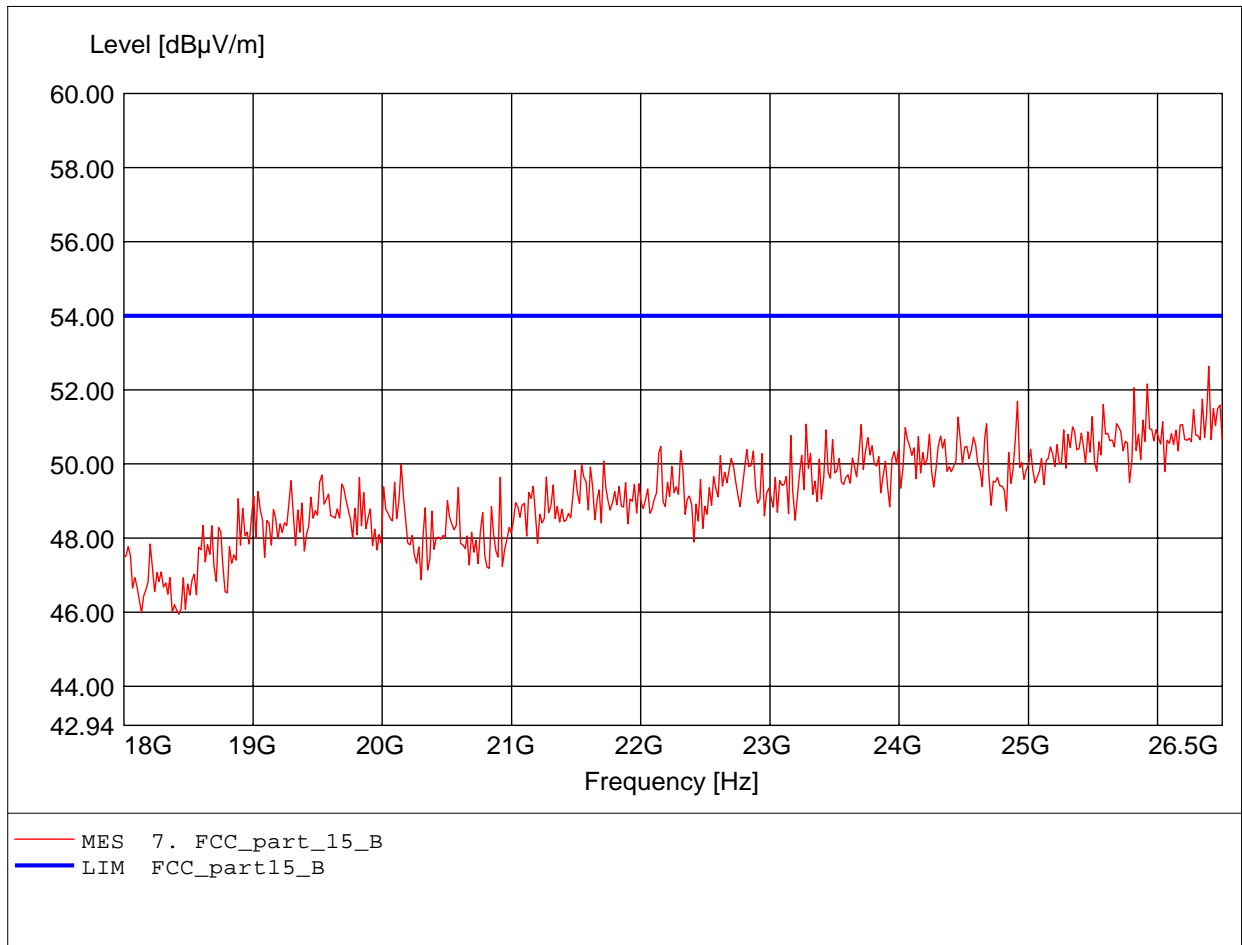
Order Number: W6M20703-7955 802.11n ch7 40M  
Test Site / Operator: ETS / Derek  
Temperature: Temp.: 23.9°C  
Comment 1: according to subpart B / LP 0002  
Ant.: HL025, ampl. Freq:26.483GHz  
Emax:52.40dBμV/m RBW: 1 MHz



**Field Strength under normal conditions**

**FCC RULES PART 15, SUBPART B / LP 0002**

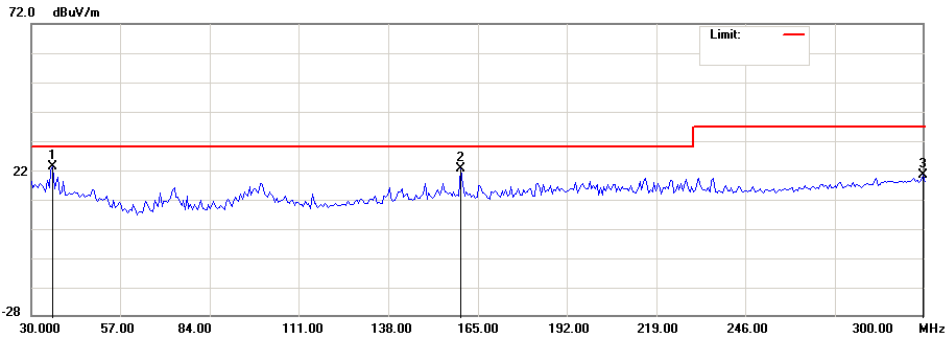
Order Number: W6M20703-7955 802.11n ch7 40M  
Test Site / Operator: ETS / Derek  
Temperature: Temp.: 23.9°C  
Comment 1: according to subpart B / LP 0002  
Ant.: HL025, ampl. Freq:26.398GHz  
Emax:52.64dBµV/m RBW: 1 MHz



Address:  
Tel:  
Fax:

### Radiated Emission Measurement

File :1 Data :#1 Date: 2007/9/11 Time: 上午 07:34:37



Site site #1 Polarization: **Horizontal**  
Limit: CISPR22 RE-Class B 10M Power: 0  
EUT: W6R20709-8481 Distance: 10m  
M/N: EW-7728In/GWA-H28n V1.0 B  
Mode: Temperature: 26 °C  
Note: Humidity: 60 %

Duty test

File :1Data :#1

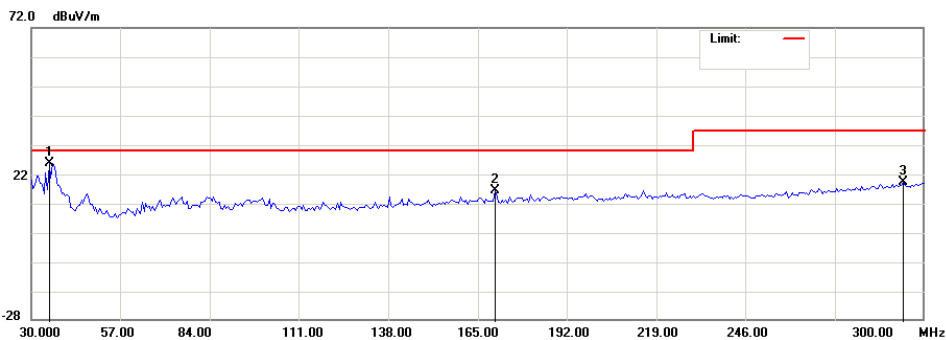
Page: 1

Engineer Signature: Derek

Address:  
Tel:  
Fax:

### Radiated Emission Measurement

File :1 Data :#2 Date: 2007/9/11 Time: 上午 07:36:59



Site site #1 Polarization: **Vertical**  
Limit: CISPR22 RE-Class B 10M Power: 0  
EUT: W6R20709-8481 Distance: 10m  
M/N: EW-7728In/GWA-H28n V1.0 B  
Mode: Temperature: 26 °C  
Note: Humidity: 60 %

Duty test

File :1Data :#2

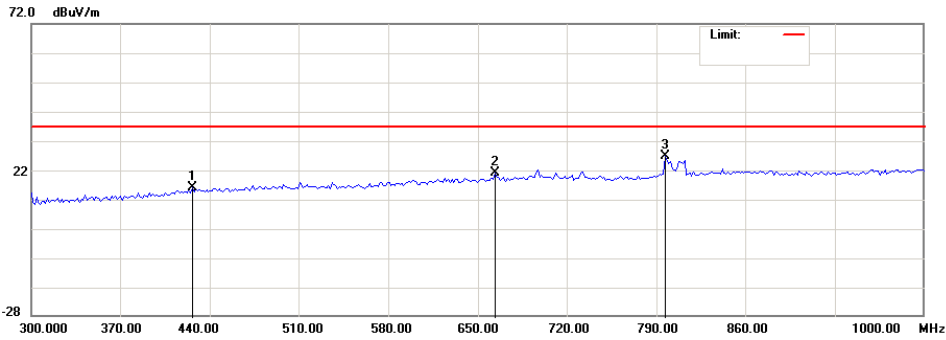
Page: 1

Engineer Signature: Derek

Address:  
Tel:  
Fax:

### Radiated Emission Measurement

File :2      Data :#1      Date: 2007/9/11      Time: 上午 07:43:25



Site site #1      Polarization: **Horizontal**  
Limit: CISPR22 RE-Class B 10M      Power: 0  
EUT: W6R20709-8481      Distance: 10m  
M/N: EW-7728In/GWA-H28n V1.0 B  
Mode:      Temperature: 26 °C  
Note:      Humidity: 60 %

Duty test

File :2\Data :#1

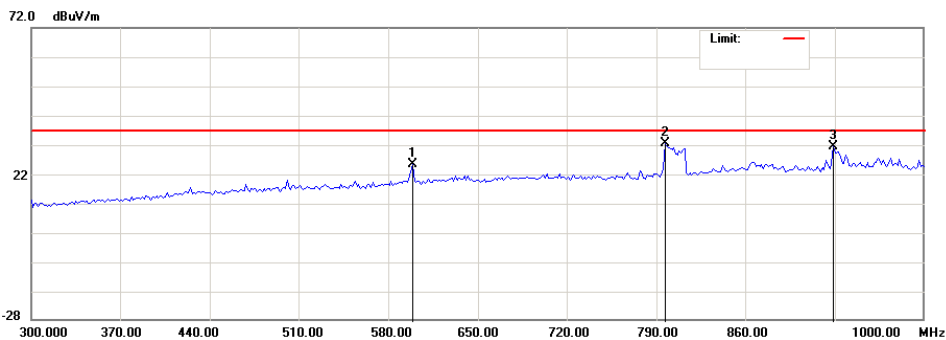
Page: 1

Engineer Signature:      Derek

Address:  
Tel:  
Fax:

### Radiated Emission Measurement

File :2      Data :#2      Date: 2007/9/11      Time: 上午 07:48:36



Site site #1      Polarization: **Vertical**  
Limit: CISPR22 RE-Class B 10M      Power: 0  
EUT: W6R20709-8481      Distance: 10m  
M/N: EW-7728In/GWA-H28n V1.0 B  
Mode:      Temperature: 26 °C  
Note:      Humidity: 60 %

Duty test

File :2\Data :#2

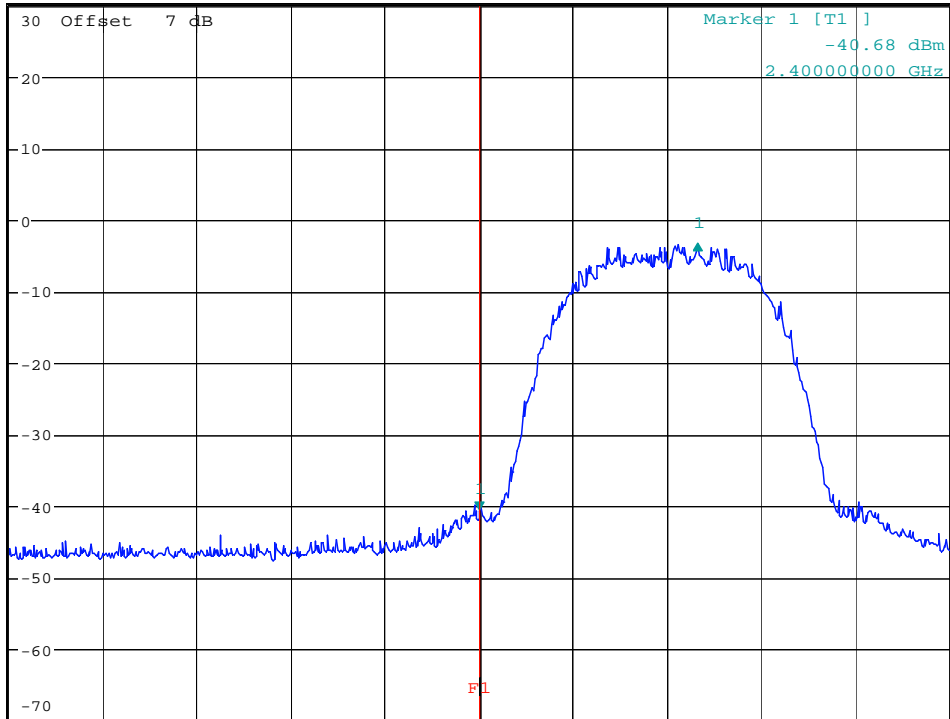
Page: 1

Engineer Signature:      Derek



Ref 30 dBm      \*Att 30 dB      \*RBW 100 kHz      Delta 1 [T1 ]  
\*VBW 100 kHz      37.24 dB  
\*SWT 200 ms      13.942307692 MHz

1 PK  
MAXH



Center 2.4 GHz      6 MHz/      Span 60 MHz

Bandedge 802.11b 2412MHz

Date: 19.APR.2007 07:22:34

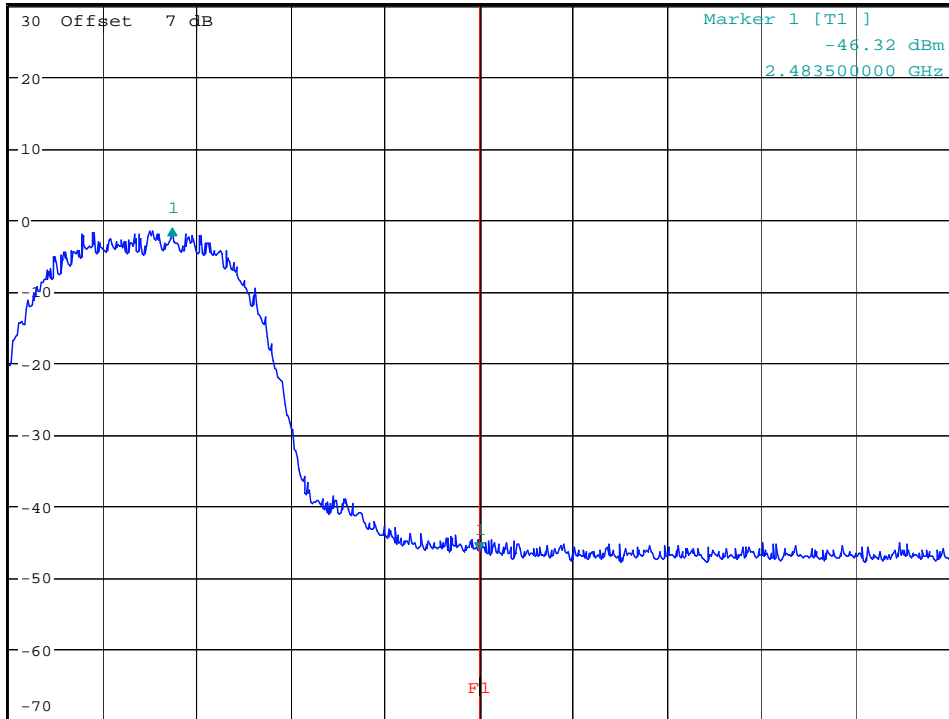


\*RBW 100 kHz      Delta 1 [T1 ]  
\*VBW 100 kHz      44.83 dB  
\*SWT 200 ms      -19.615384615 MHz

Ref 30 dBm

\*Att 30 dB

1 PK  
MAXH



Center 2.4835 GHz

6 MHz/

Span 60 MHz

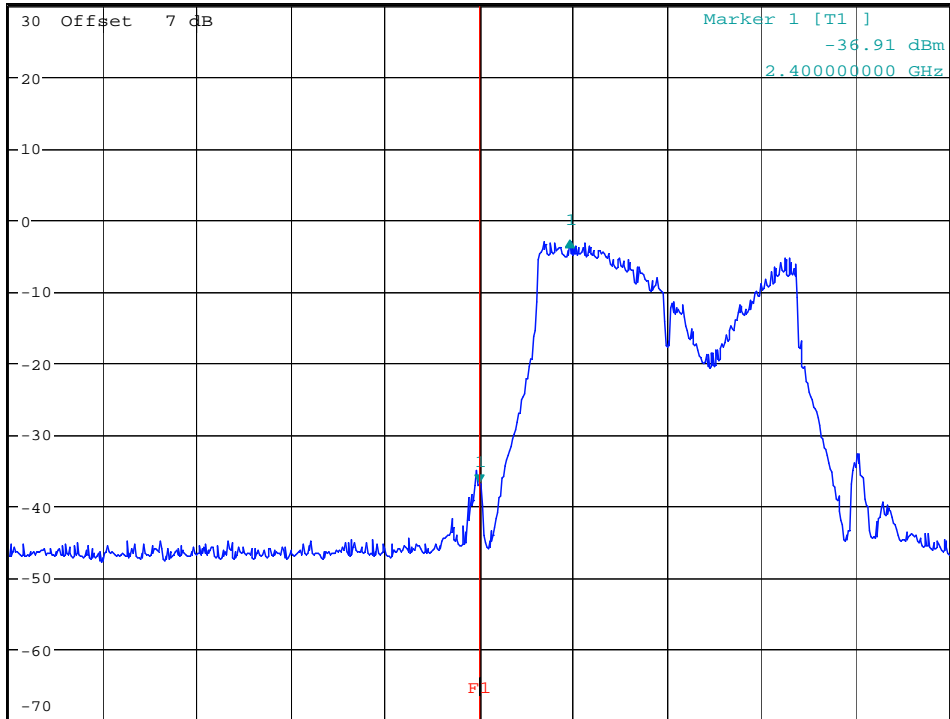
Bandedge 802.11b 2462MHz

Date: 19.APR.2007 07:24:50



Ref 30 dBm      \*Att 30 dB      \*RBW 100 kHz      Delta 1 [T1 ]  
\*VBW 100 kHz      33.85 dB  
\*SWT 200 ms      5.769230769 MHz

1 PK  
MAXH



Center 2.4 GHz      6 MHz/      Span 60 MHz

Bandedge 802.11g 2412MHz

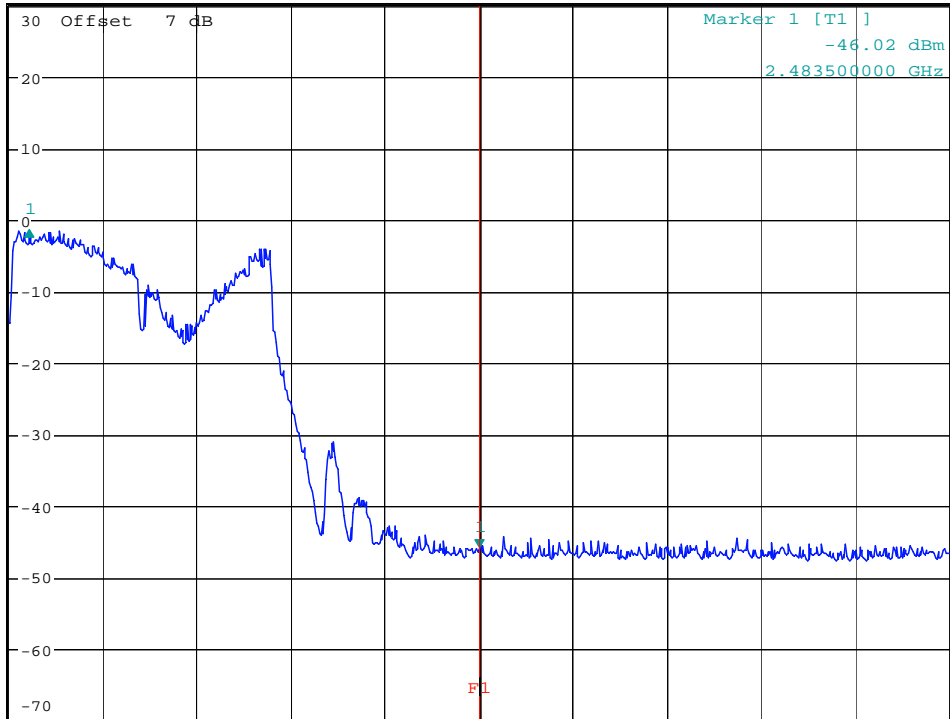
Date: 19.APR.2007 07:23:03





Ref 30 dBm      \*Att 30 dB      \*RBW 100 kHz      Delta 1 [T1 ]      44.51 dB  
\*VBW 100 kHz      \*SWT 200 ms      -28.75000000 MHz

1 PK  
MAXH



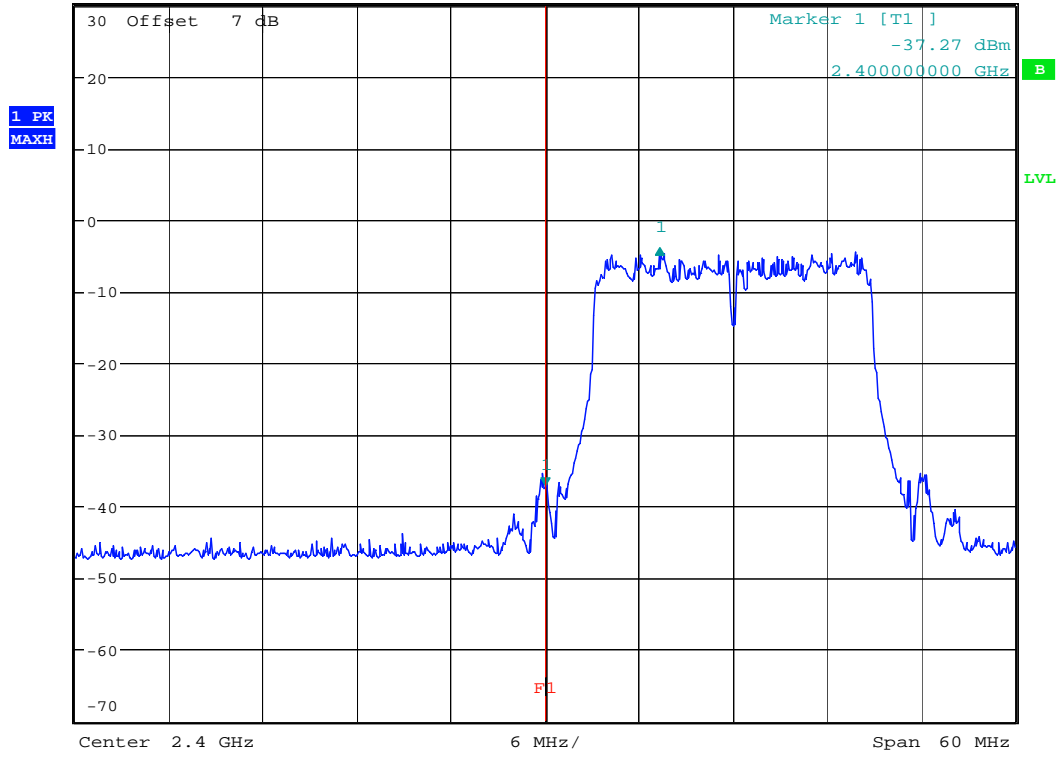
Center 2.4835 GHz      6 MHz/      Span 60 MHz

Bandedge 802.11g 2462MHz

Date: 19.APR.2007 07:25:28



Ref 30 dBm      \*Att 30 dB      \*RBW 100 kHz      Delta 1 [T1 ]  
\*VBW 100 kHz      33.10 dB  
\*SWT 200 ms      7.307692308 MHz

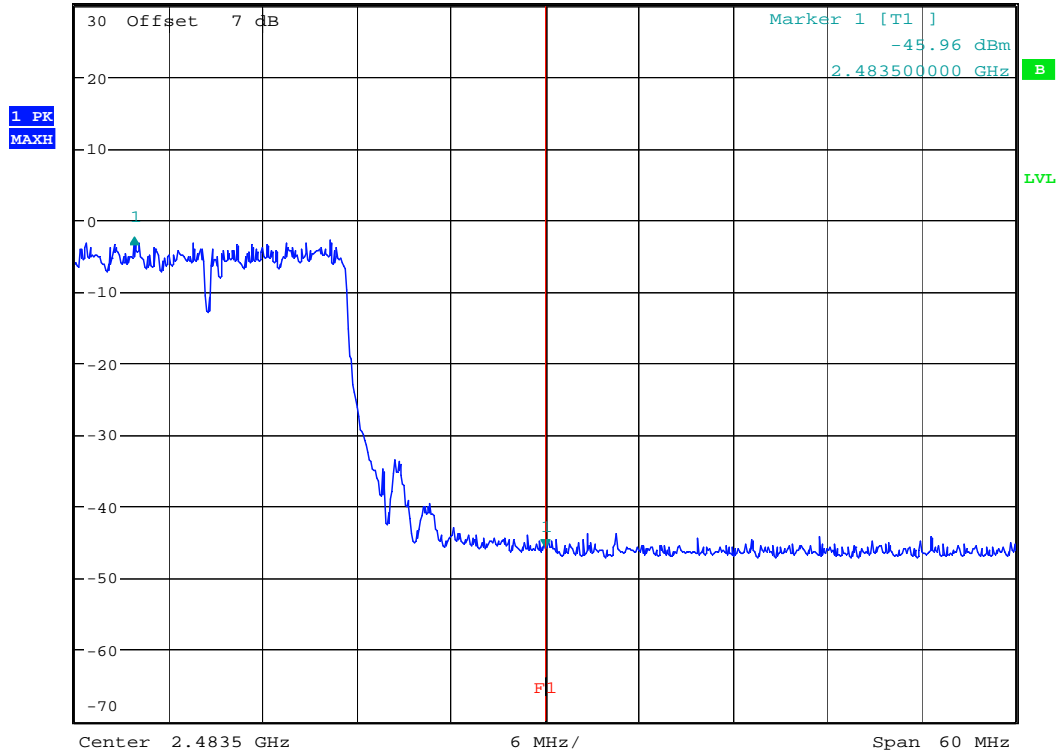


Bandedge 802.11n Bandwidth20 2412MHz

Date: 19.APR.2007 07:23:31



Ref 30 dBm      \*Att 30 dB      \*RBW 100 kHz      Delta 1 [T1 ]  
\*VBW 100 kHz      43.34 dB  
\*SWT 200 ms      -26.25000000 MHz

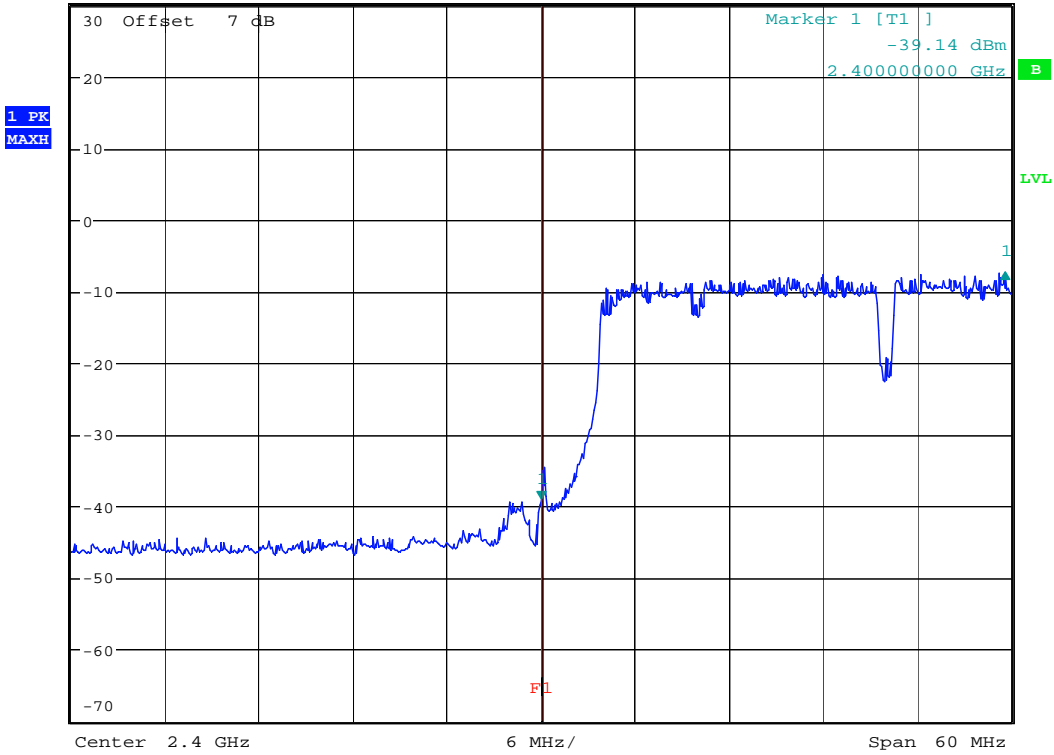


Bandedge 802.11n Bandwidth20 2462MHz

Date: 19.APR.2007 07:26:00



Ref 30 dBm      \*Att 30 dB      \*RBW 100 kHz      Delta 1 [T1 ]  
\*VBW 100 kHz      31.64 dB  
\*SWT 200 ms      29.615384615 MHz



Bandedge 802.11n Bandwidth40 2422MHz

Date: 19.APR.2007 07:21:55

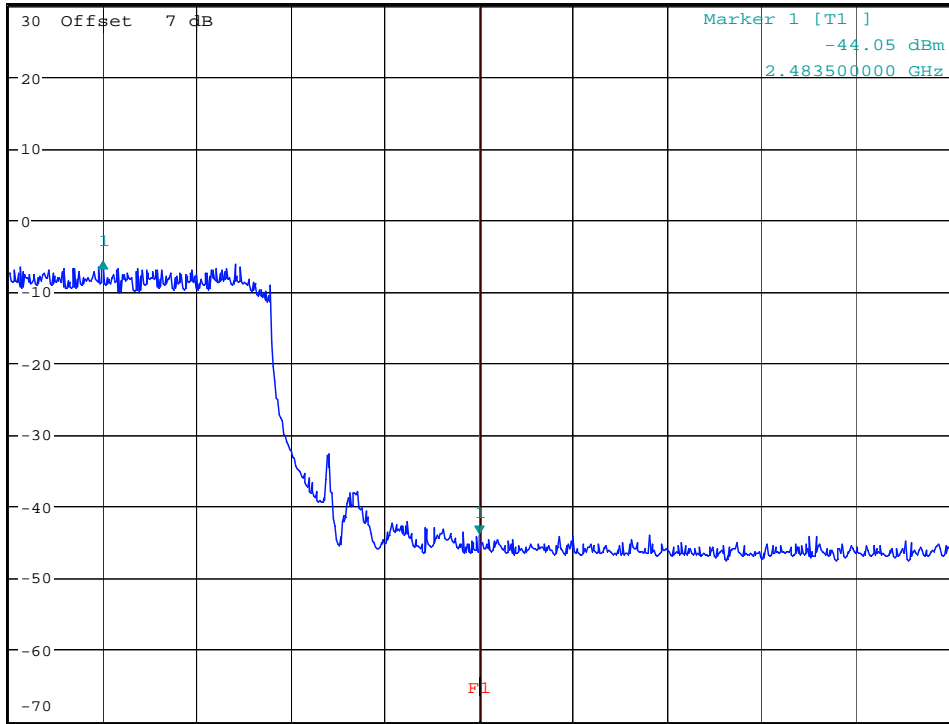


\*RBW 100 kHz      Delta 1 [T1 ]  
\*VBW 100 kHz      37.94 dB  
\*SWT 200 ms      -24.038461538 MHz

Ref 30 dBm

\*Att 30 dB

1 PK  
MAXH



Center 2.4835 GHz

6 MHz/

Span 60 MHz

Bandedge 802.11n Bandwidth40 2452MHz

Date: 19.APR.2007 07:26:36

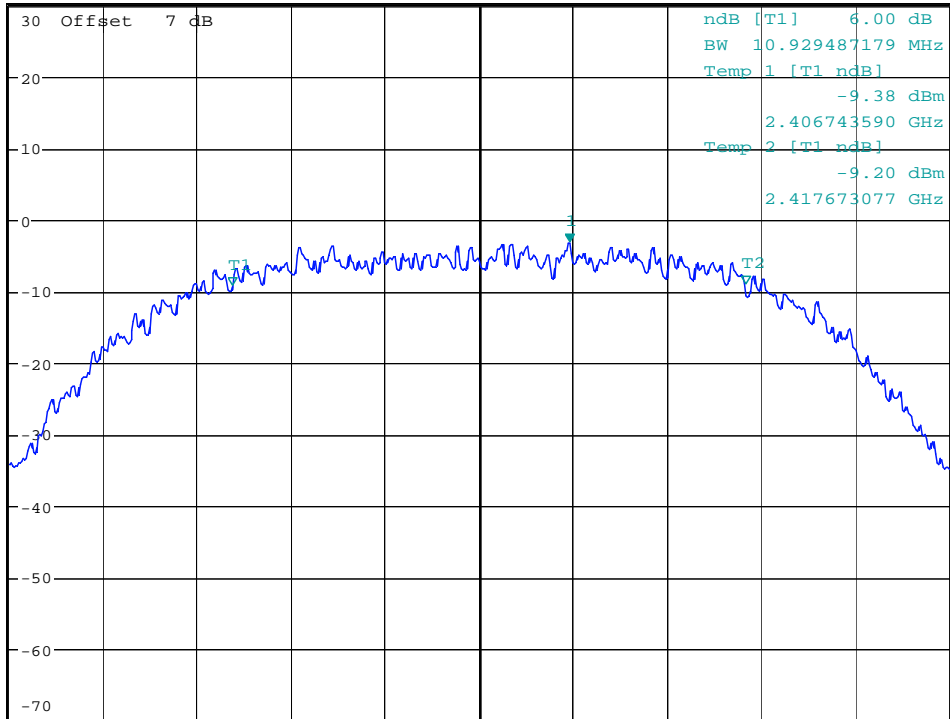


\*RBW 100 kHz      Marker 1 [T1 ]  
\*VBW 100 kHz      -3.31 dBm  
\*SWT 200 ms      2.413923077 GHz

Ref 30 dBm

\*Att 30 dB

1 PK  
MAXH



B

LVL

Center 2.412 GHz

2 MHz/

Span 20 MHz

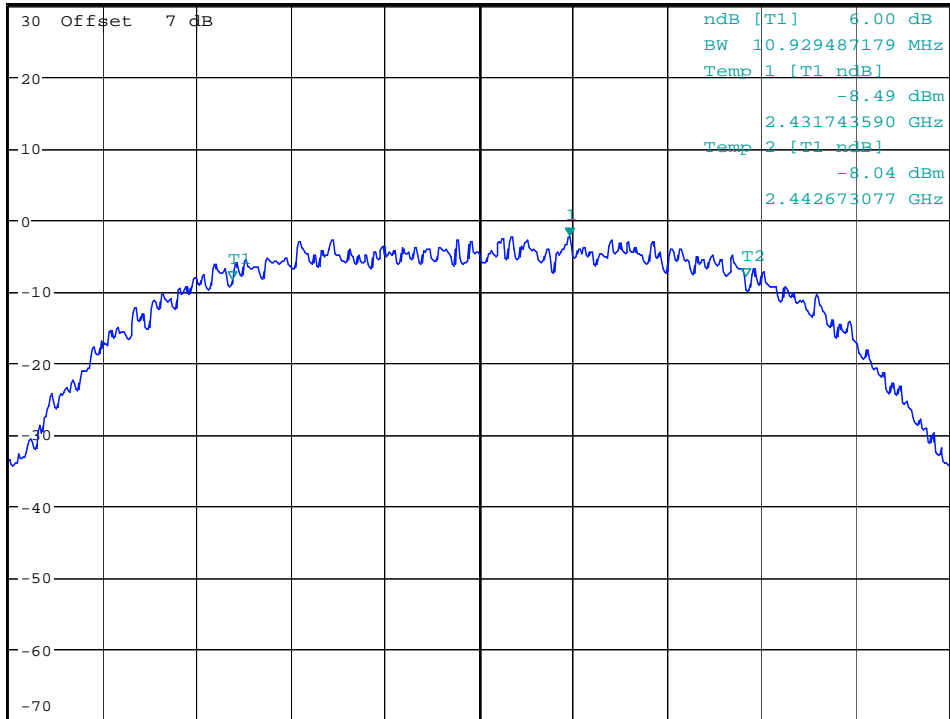
6dB Bandwidth 802.11b 2412MHz

Date: 19.APR.2007 07:28:14



Ref 30 dBm      \*Att 30 dB      \*RBW 100 kHz      Marker 1 [T1 ]  
\*VBW 100 kHz      -2.42 dBm  
\*SWT 200 ms      2.438923077 GHz

1 PK  
MAXH



Center 2.437 GHz      2 MHz/      Span 20 MHz

6dB Bandwidth 802.11b 2437MHz

Date: 19.APR.2007 07:28:37

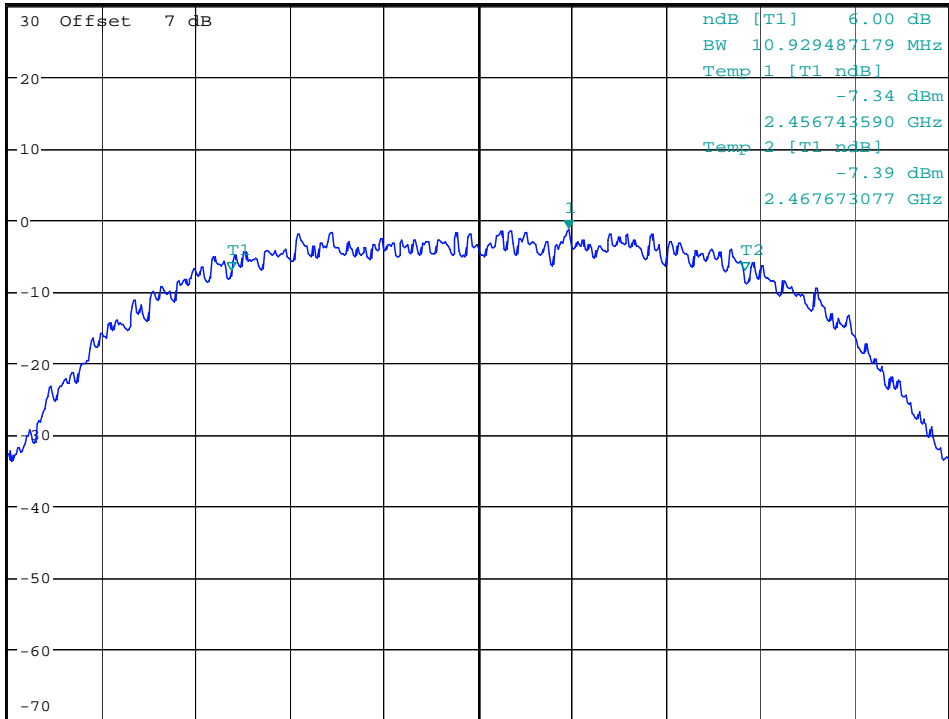


\*RBW 100 kHz      Marker 1 [T1 ]  
\*VBW 100 kHz      -1.39 dBm  
\*SWT 200 ms      2.463923077 GHz

Ref 30 dBm

\*Att 30 dB

1 PK  
MAXH



Center 2.462 GHz

2 MHz/

Span 20 MHz

6dB Bandwidth 802.11b 2462MHz

Date: 19.APR.2007 07:29:02



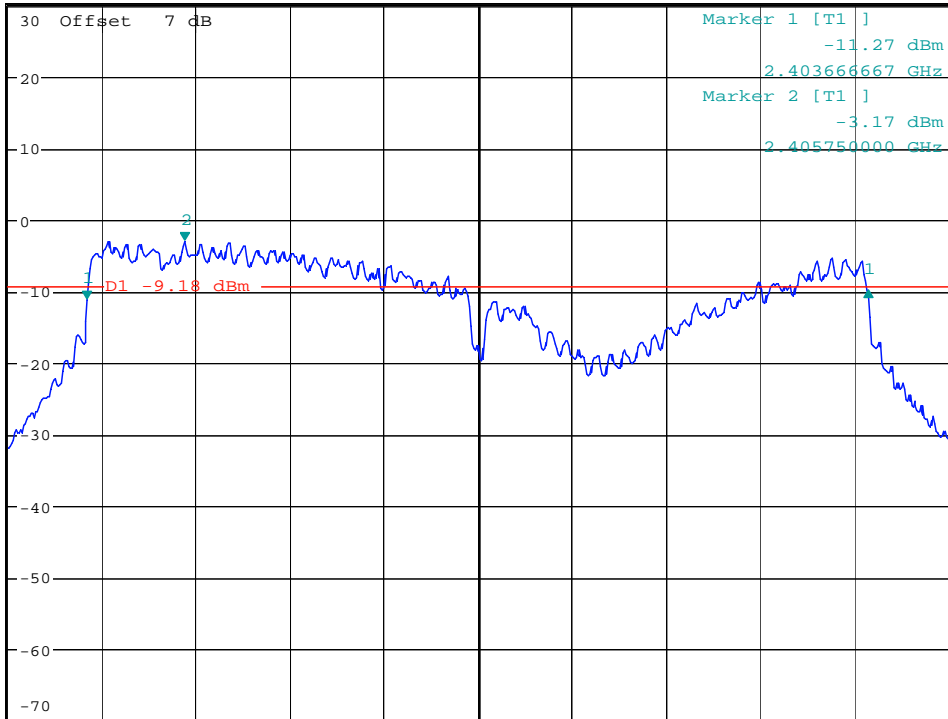


\*RBW 100 kHz      Delta 1 [T1 ]  
\*VBW 100 kHz      1.23 dB  
\*SWT 200 ms      16.634615385 MHz

Ref 30 dBm

\*Att 30 dB

1 PK  
MAXH



B

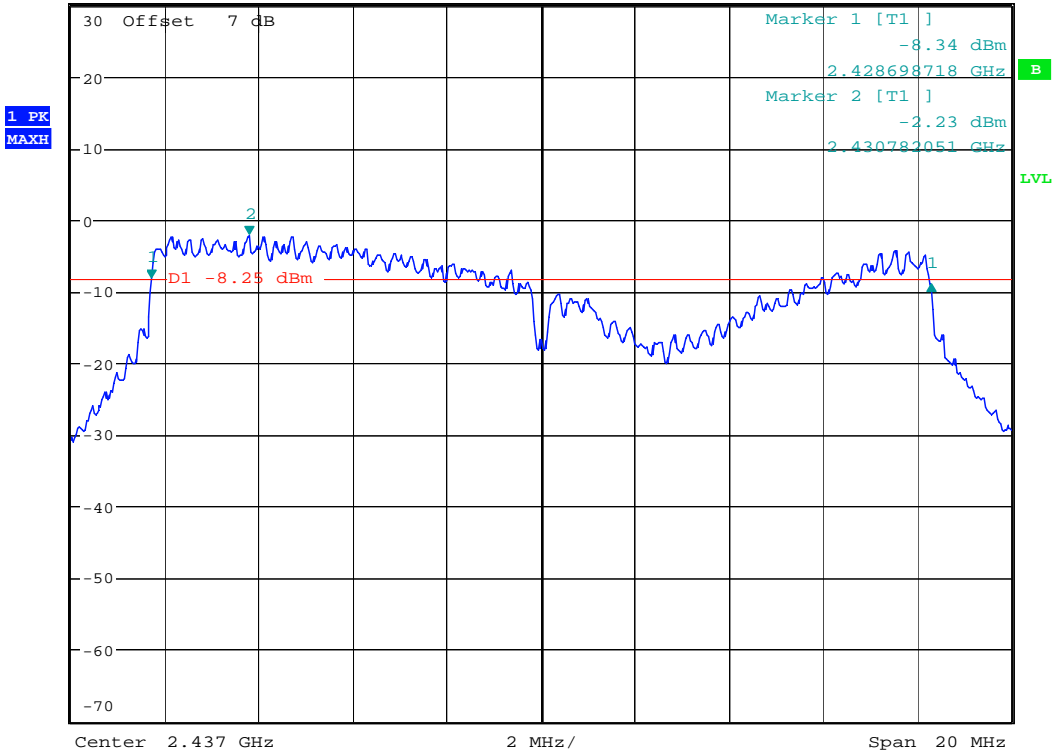
LVL

6dB Bandwidth 802.11g 2412MHz

Date: 19.APR.2007 07:38:53



Ref 30 dBm      \*Att 30 dB      \*RBW 100 kHz      Delta 1 [T1 ]  
\*VBW 100 kHz      -0.77 dB  
\*SWT 200 ms      16.602564103 MHz

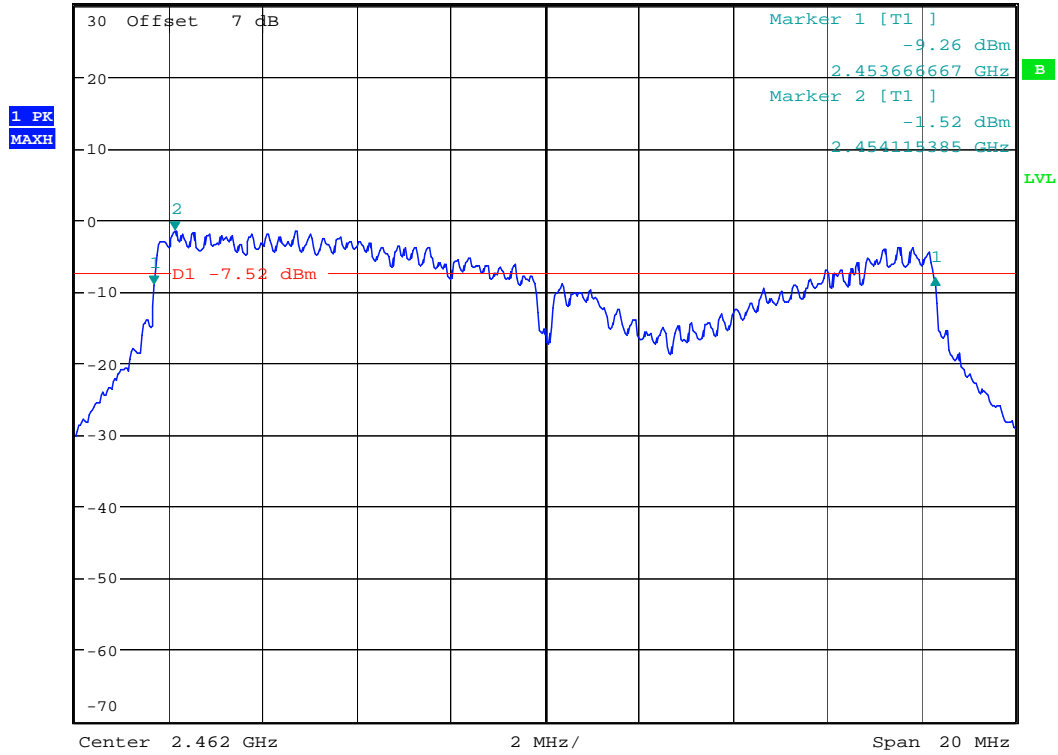


6dB Bandwidth 802.11g 2437MHz

Date: 19.APR.2007 07:35:22



Ref 30 dBm      \*Att 30 dB      \*RBW 100 kHz      Delta 1 [T1 ]  
\*VBW 100 kHz      0.84 dB  
\*SWT 200 ms      16.634615385 MHz



6dB Bandwidth 802.11g 2462MHz

Date: 19.APR.2007 07:30:10

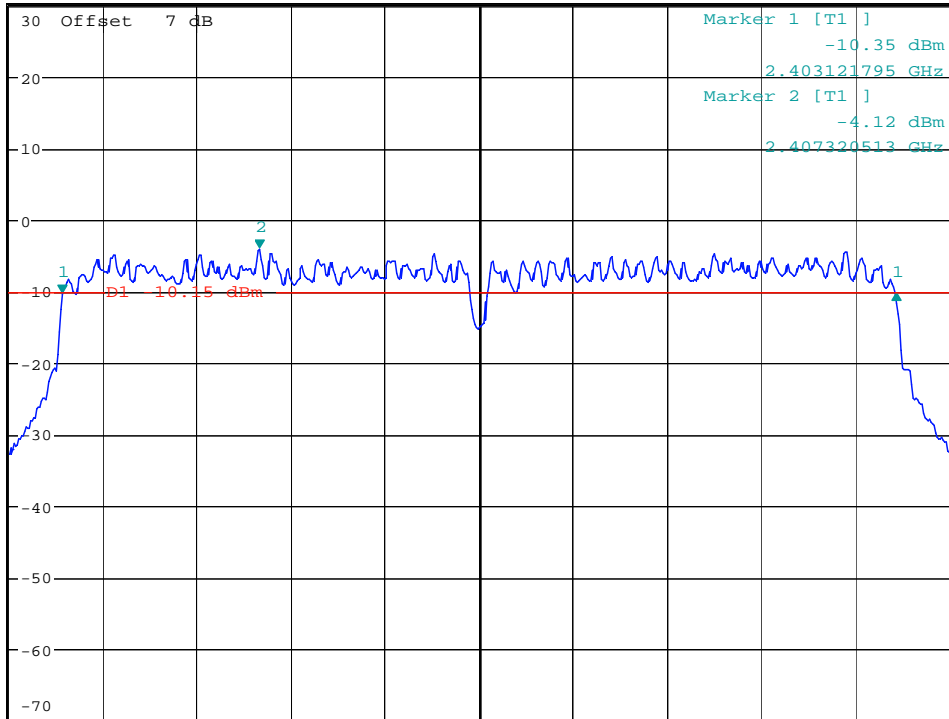


\*RBW 100 kHz      Delta 1 [T1 ]  
\*VBW 100 kHz      -0.02 dB  
\*SWT 200 ms      17.756410256 MHz

Ref 30 dBm

\*Att 30 dB

1 PK  
MAXH

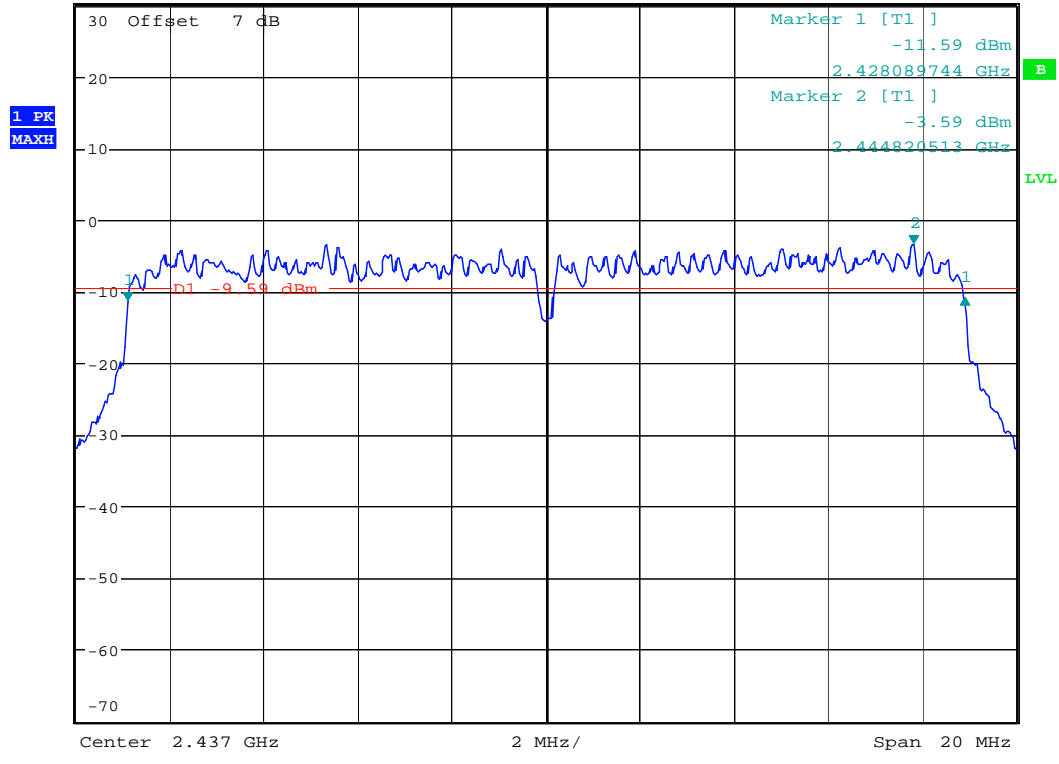


6dB Bandwidth 802.11n Bandwidth20 2412MHz

Date: 19.APR.2007 07:38:00



Ref 30 dBm      \*Att 30 dB      \*RBW 100 kHz      Delta 1 [T1 ]      0.59 dB  
\*VBW 100 kHz      \*SWT 200 ms      17.820512821 MHz

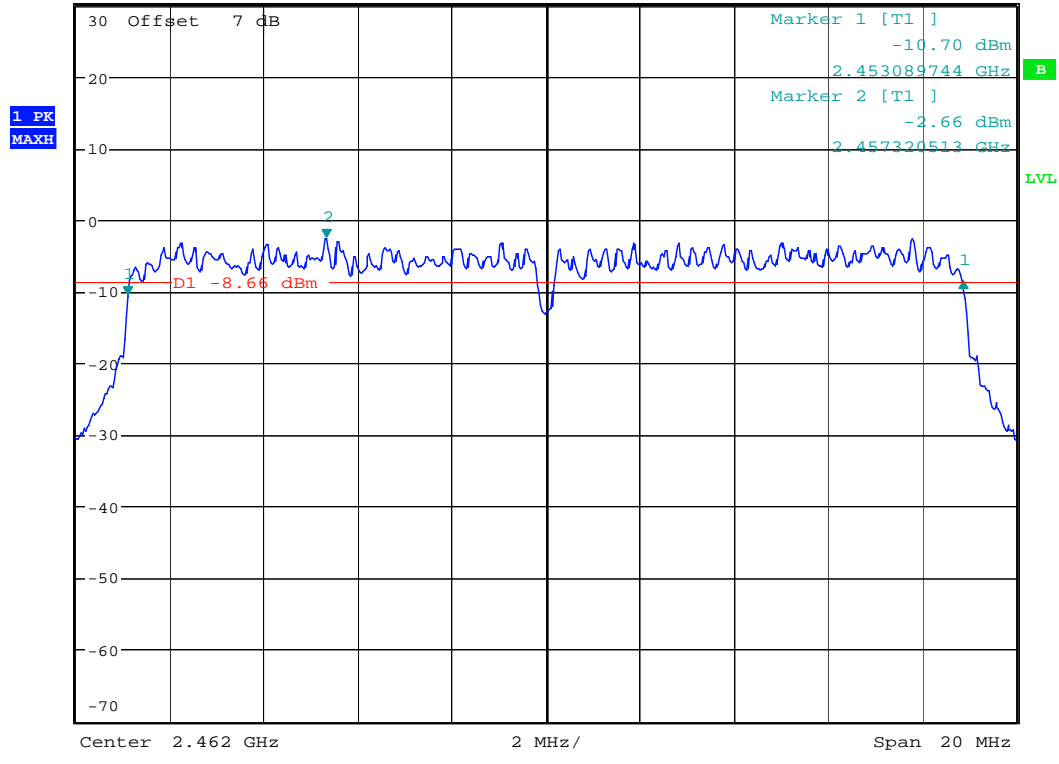


6dB Bandwidth 802.11n Bandwidth20 2437MHz

Date: 19.APR.2007 07:34:31



Ref 30 dBm      \*Att 30 dB      \*RBW 100 kHz      Delta 1 [T1 ]  
\*VBW 100 kHz      1.89 dB  
\*SWT 200 ms      17.788461538 MHz

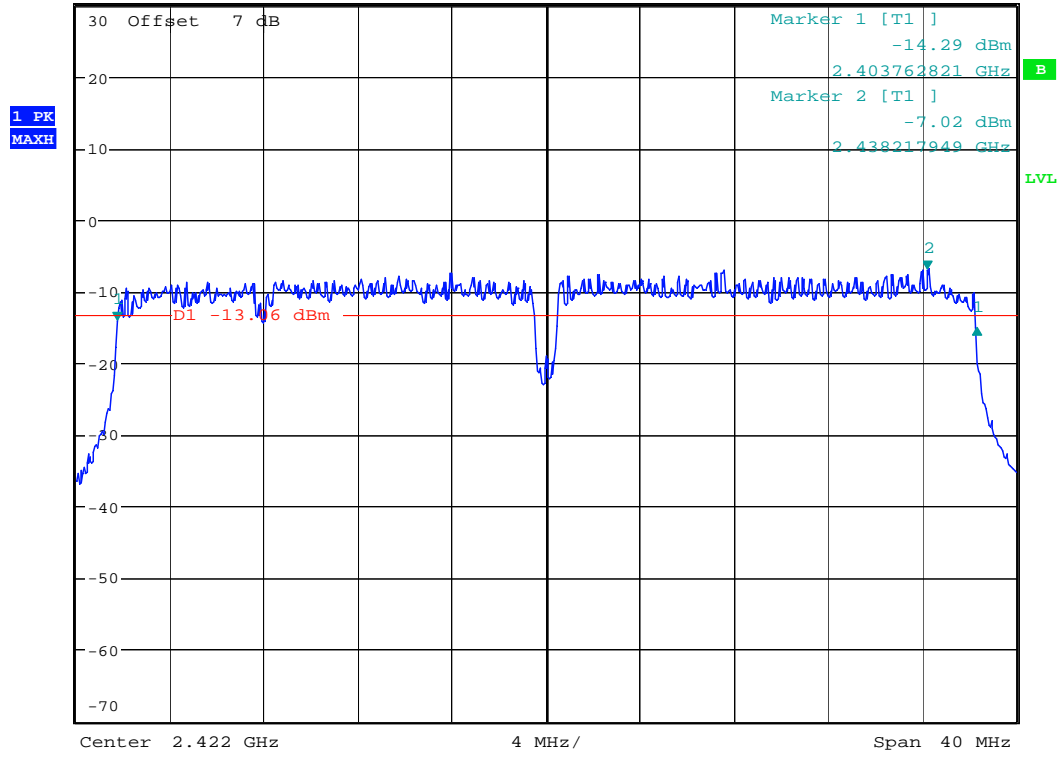


6dB Bandwidth 802.11n Bandwidth20 2462MHz

Date: 19.APR.2007 07:31:15



Ref 30 dBm      \*Att 30 dB      \*RBW 100 kHz      Delta 1 [T1 ]  
\*VBW 100 kHz      -1.06 dB  
\*SWT 200 ms      36.570512821 MHz



6dB Bandwidth 802.11n Bandwidth40 2422MHz

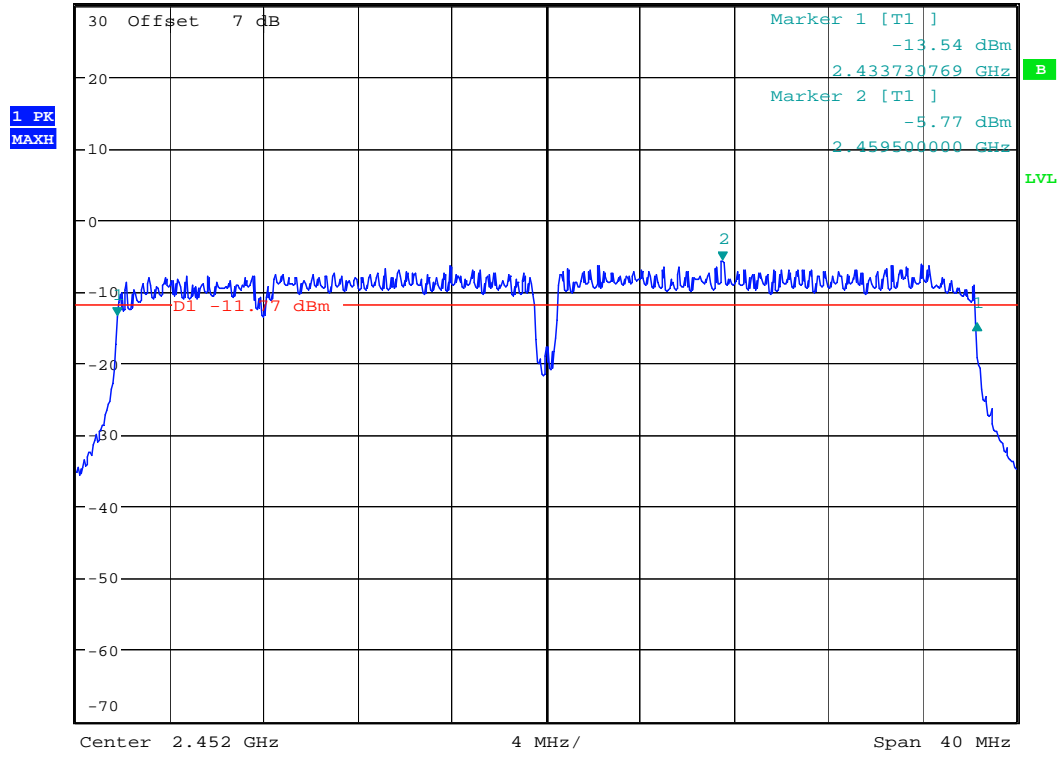
Date: 19.APR.2007 07:36:55







Ref 30 dBm      \*Att 30 dB      \*RBW 100 kHz      Delta 1 [T1]      -1.07 dB  
\*VBW 100 kHz      \*SWT 200 ms      36.602564103 MHz



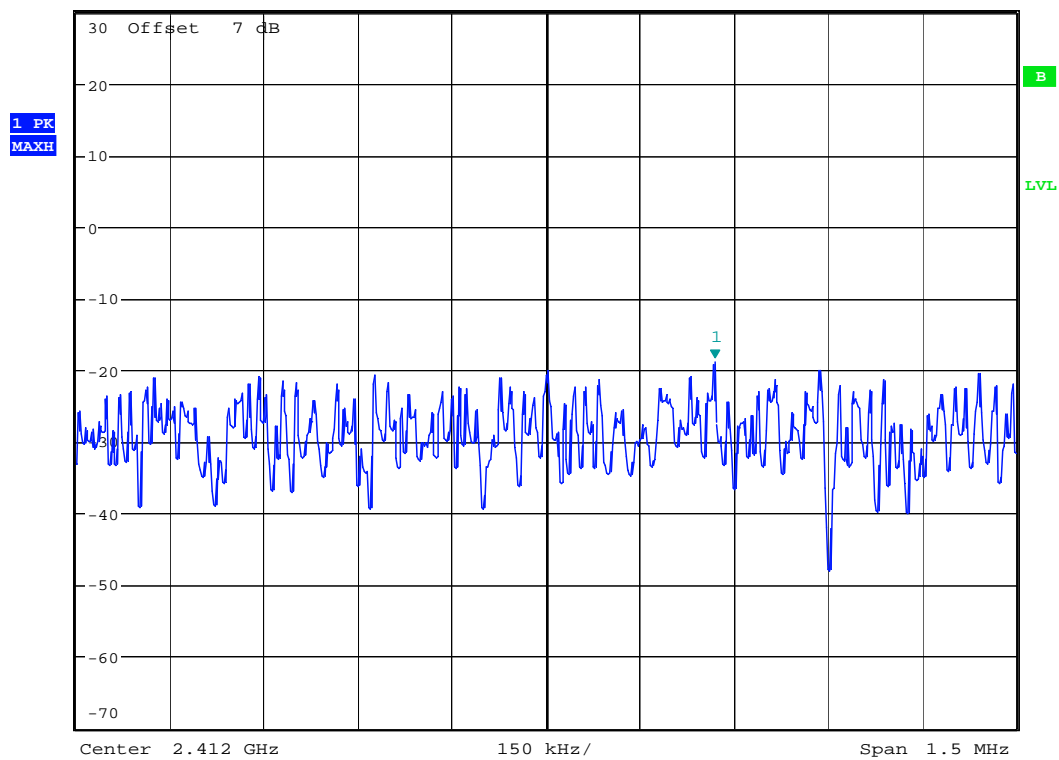
6dB Bandwidth 802.11n Bandwidth40 2452MHz

Date: 19.APR.2007 07:32:26



\*RBW 3 kHz      Marker 1 [T1 ]  
\*VBW 100 kHz      -17.35 dBm  
\*SWT 5 s      2.412269231 GHz

Ref 30 dBm      \*Att 30 dB



Power density 802.11b 2412MHz

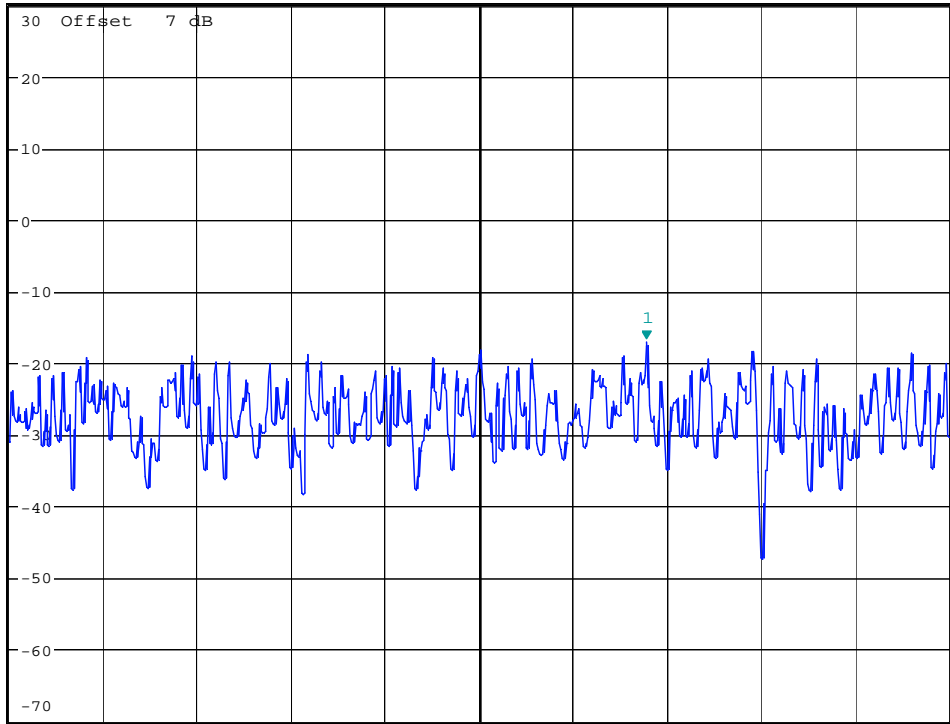
Date: 19.APR.2007 07:09:55



\*RBW 3 kHz      Marker 1 [T1 ]  
\*VBW 100 kHz      -15.88 dBm  
\*SWT 5 s      2.462266827 GHz

Ref 30 dBm      \*Att 30 dB

1 PK  
MAXH



Center 2.462 GHz      150 kHz/      Span 1.5 MHz

Power density 802.11b 2462MHz

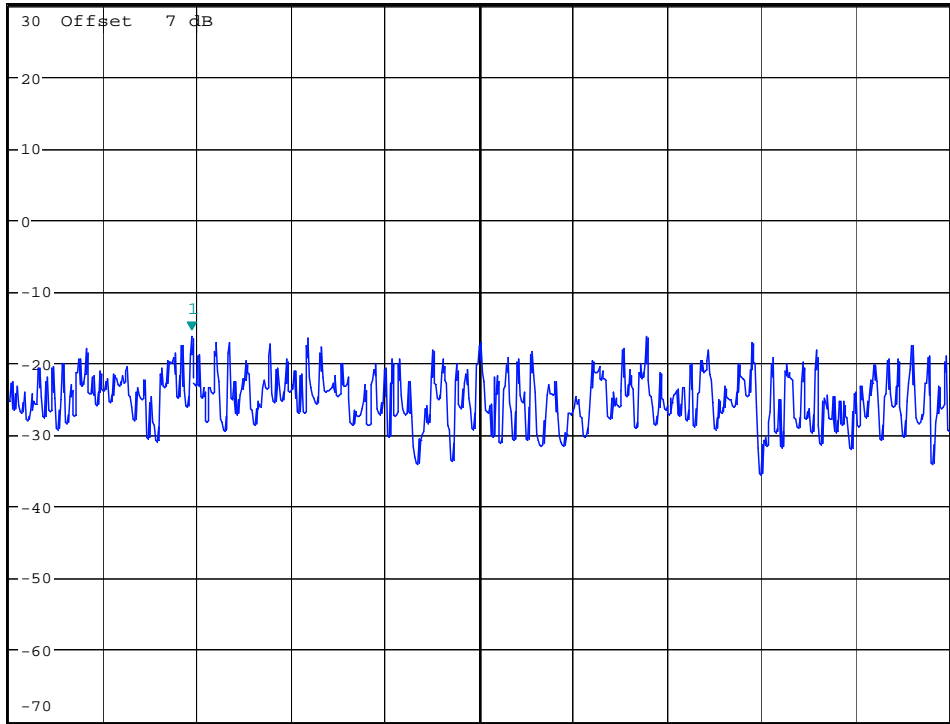
Date: 19.APR.2007 07:11:36



\*RBW 3 kHz      Marker 1 [T1 ]  
\*VBW 100 kHz      -14.26 dBm  
\*SWT 5 s      2.436540865 GHz

Ref 30 dBm      \*Att 30 dB

1 PK  
MAXH



Center 2.437 GHz      150 kHz/      Span 1.5 MHz

Power density 802.11b 2437MHz

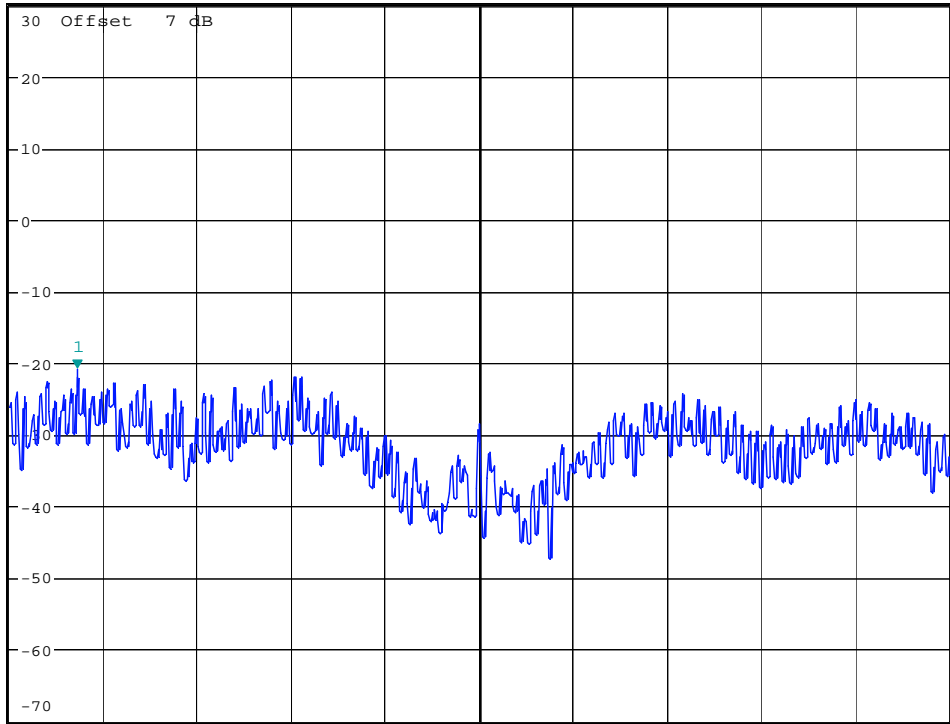
Date: 19.APR.2007 07:16:12



\*RBW 3 kHz      Marker 1 [T1 ]  
\*VBW 100 kHz      -20.16 dBm  
\*SWT 5 s      2.411358173 GHz

Ref 30 dBm      \*Att 30 dB

1 PK  
MAXH



Center 2.412 GHz      150 kHz/      Span 1.5 MHz

Power density 802.11g 2412MHz

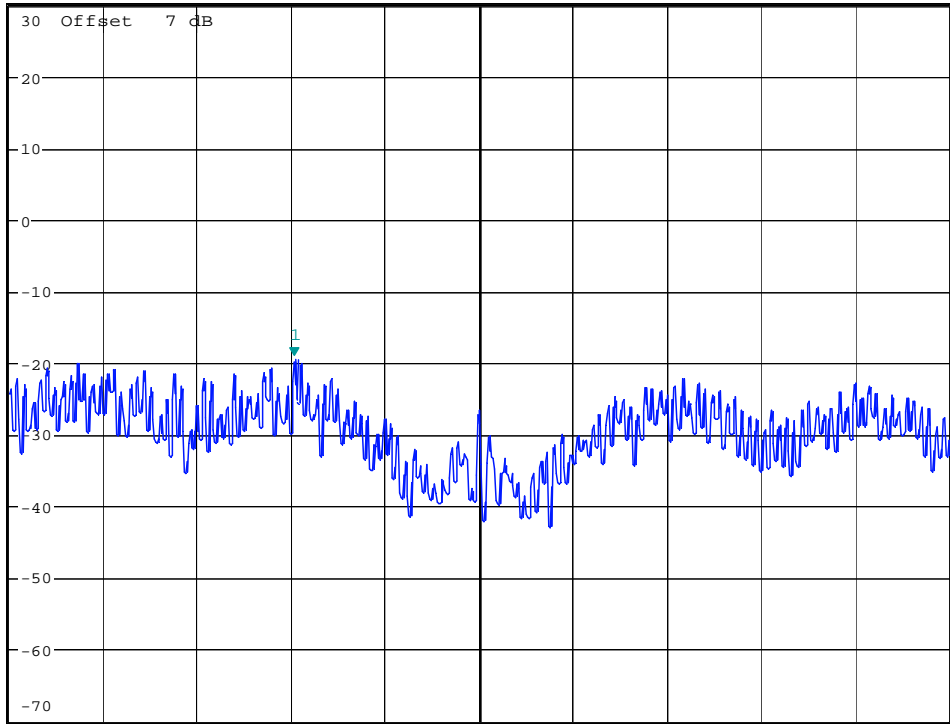
Date: 19.APR.2007 07:12:26



\*RBW 3 kHz      Marker 1 [T1 ]  
\*VBW 100 kHz      -18.29 dBm  
\*SWT 5 s      2.461704327 GHz

Ref 30 dBm      \*Att 30 dB

1 PK  
MAXH



Center 2.462 GHz      150 kHz/      Span 1.5 MHz

Power density 802.11g 2462MHz

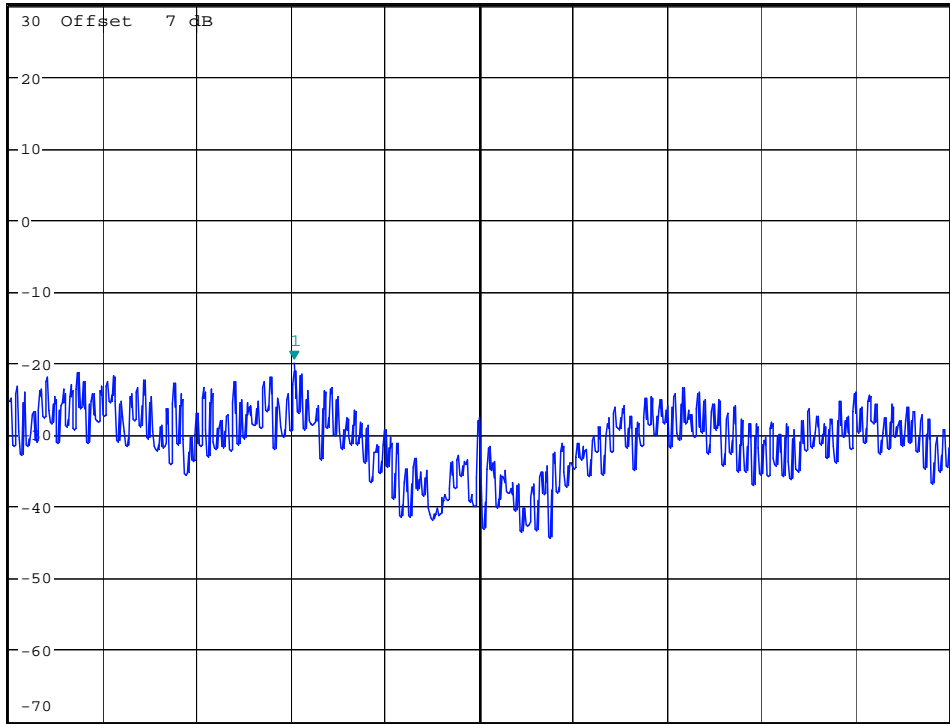
Date: 19.APR.2007 07:17:52



\*RBW 3 kHz      Marker 1 [T1 ]  
\*VBW 100 kHz      -19.70 dBm  
\*SWT 5 s      2.436704327 GHz

Ref 30 dBm      \*Att 30 dB

1 PK  
MAXH



Center 2.437 GHz      150 kHz/      Span 1.5 MHz

Power density 802.11g 2437MHz

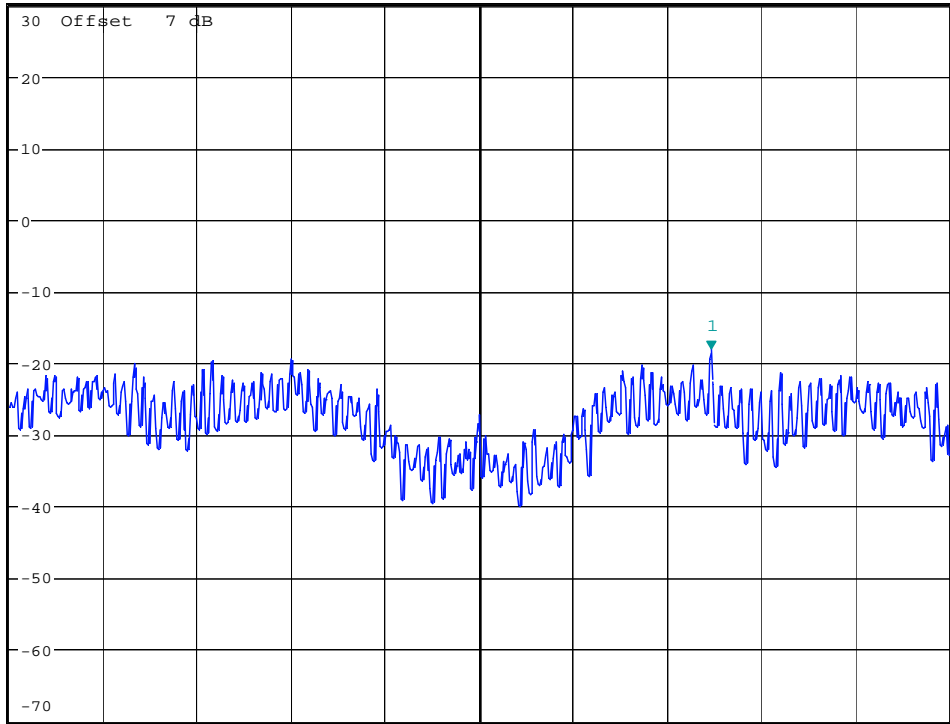
Date: 19.APR.2007 07:15:43



\*RBW 3 kHz      Marker 1 [T1 ]  
\*VBW 100 kHz      -17.26 dBm  
\*SWT 5 s      2.412370192 GHz

Ref 30 dBm      \*Att 30 dB

1 PK  
MAXH



B

LVL

Center 2.412 GHz      150 kHz/      Span 1.5 MHz

Power density 802.11n Bandwidth20 2412MHz

Date: 19.APR.2007 07:13:04

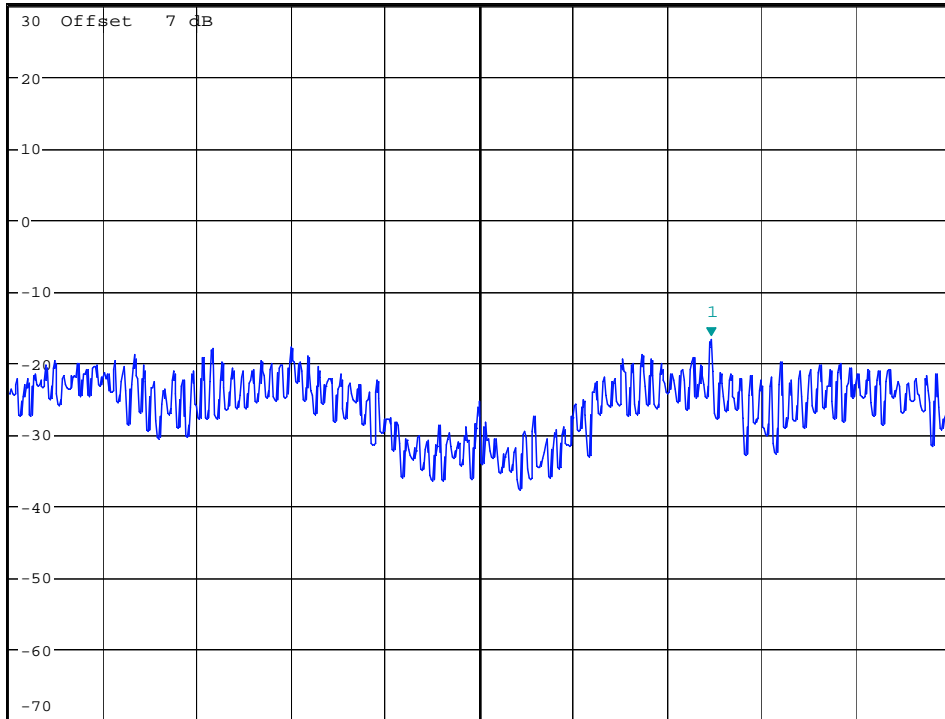




\*RBW 3 kHz      Marker 1 [T1 ]  
\*VBW 100 kHz      -15.12 dBm  
\*SWT 5 s      2.462370192 GHz

Ref 30 dBm      \*Att 30 dB

1 PK  
MAXH



Center 2.462 GHz      150 kHz/      Span 1.5 MHz

Power density 802.11n Bandwidth20 2462MHz

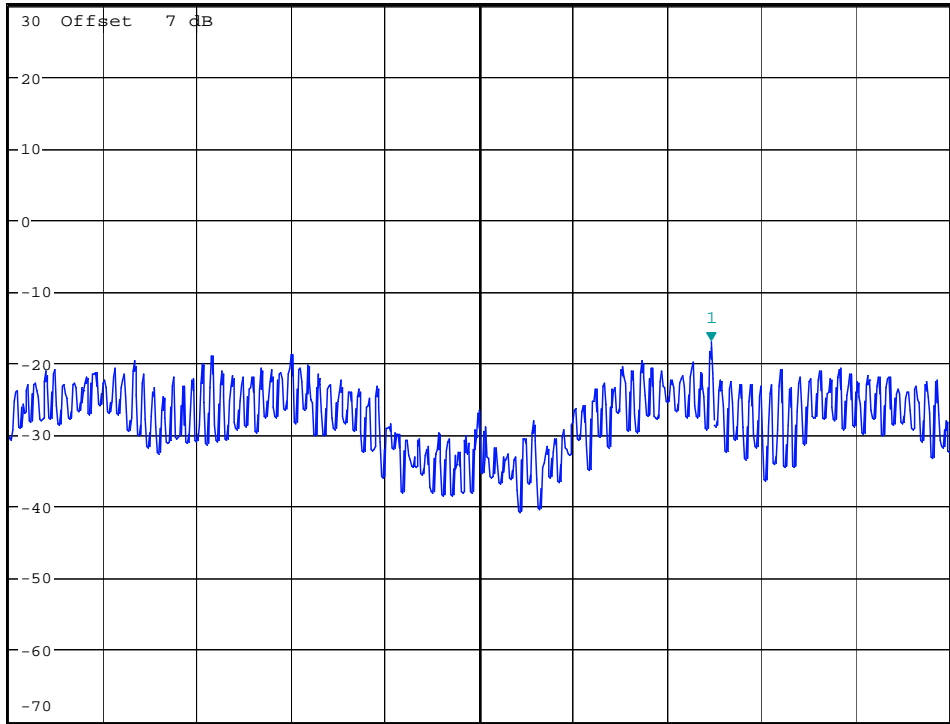
Date: 19.APR.2007 07:18:21



\*RBW 3 kHz      Marker 1 [T1 ]  
\*VBW 100 kHz      -16.89 dBm  
\*SWT 5 s      2.437370192 GHz

Ref 30 dBm      \*Att 30 dB

1 PK  
MAXH



Center 2.437 GHz      150 kHz/      Span 1.5 MHz

Power density 802.11n Bandwidth20 2437MHz

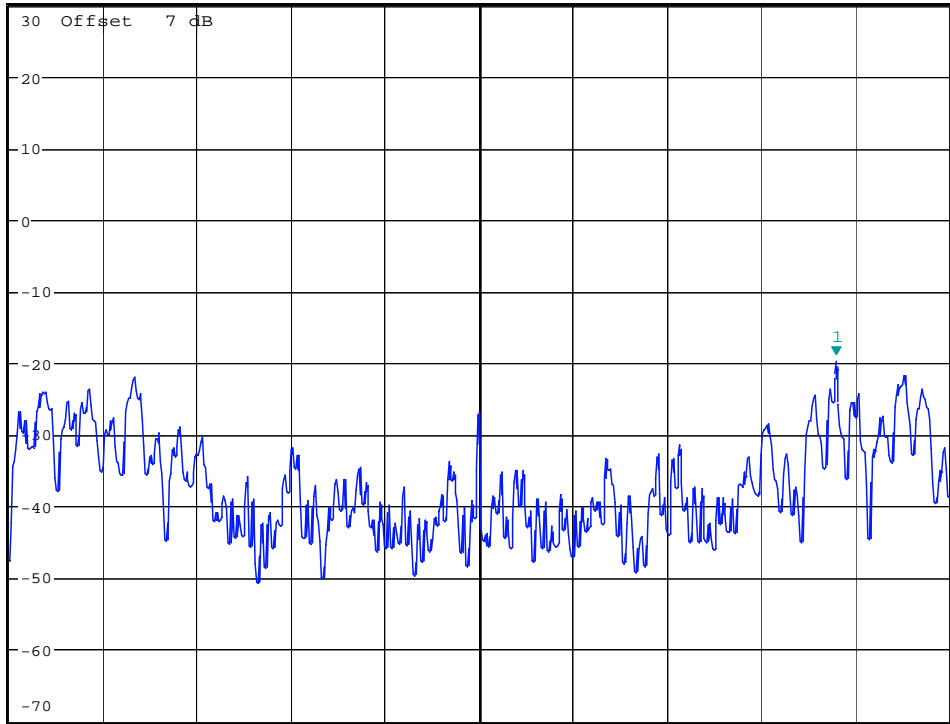
Date: 19.APR.2007 07:15:08



\* RBW 3 kHz  
\* VBW 100 kHz  
\* SWT 5 s  
Marker 1 [T1 ]  
-19.63 dBm  
2.422569712 GHz

Ref 30 dBm \* Att 30 dB

1 PK  
MAXH



Center 2.422 GHz 150 kHz/ Span 1.5 MHz

Power density 802.11n Bandwidth40 2422MHz

Date: 19.APR.2007 07:20:30

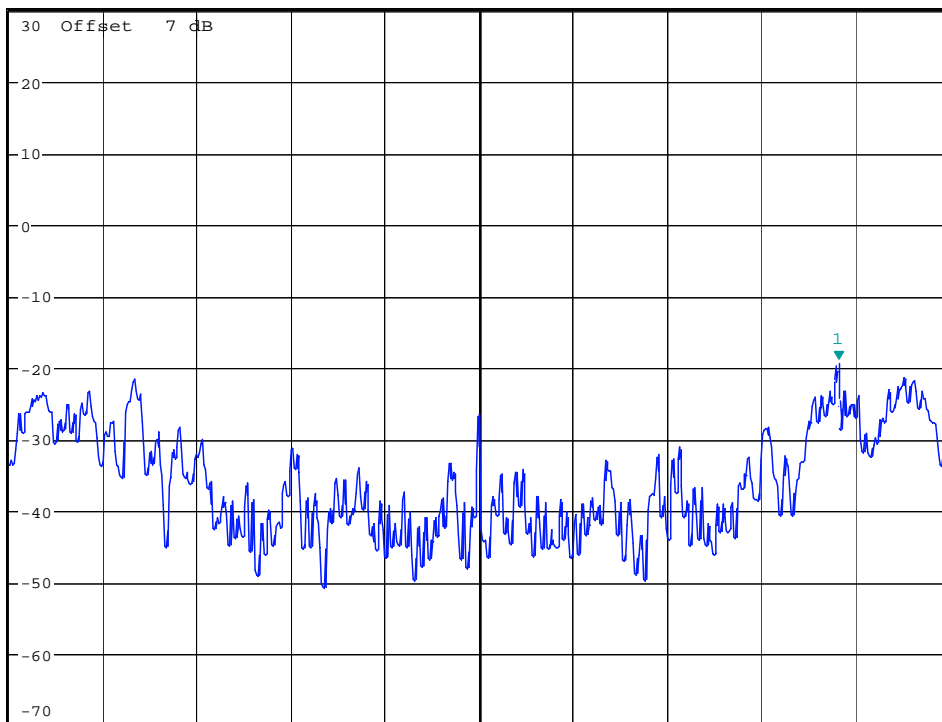


\*RBW 3 kHz      Marker 1 [T1 ]  
\*VBW 100 kHz      -19.18 dBm  
\*SWT 5 s      2.437569712 GHz

Ref 30 dBm

\*Att 30 dB

1 PK  
MAXH



Center 2.437 GHz

150 kHz/

Span 1.5 MHz

Power density 802.11n Bandwidth40 2437MHz

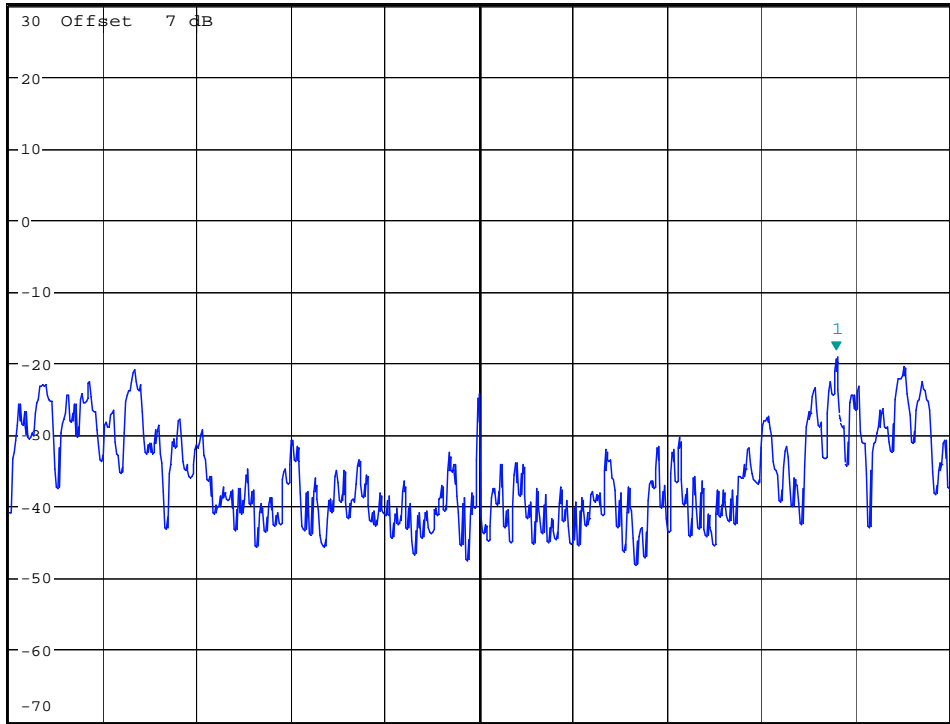
Date: 19.APR.2007 07:14:37



\*RBW 3 kHz      Marker 1 [T1 ]  
\*VBW 100 kHz      -17.52 dBm  
\*SWT 5 s      2.452569712 GHz

Ref 30 dBm      \*Att 30 dB

1 PK  
MAXH



Center 2.452 GHz      150 kHz/      Span 1.5 MHz

Power density 802.11n Bandwidth40 2452MHz

Date: 19.APR.2007 07:19:45

Address:  
Tel:  
Fax:

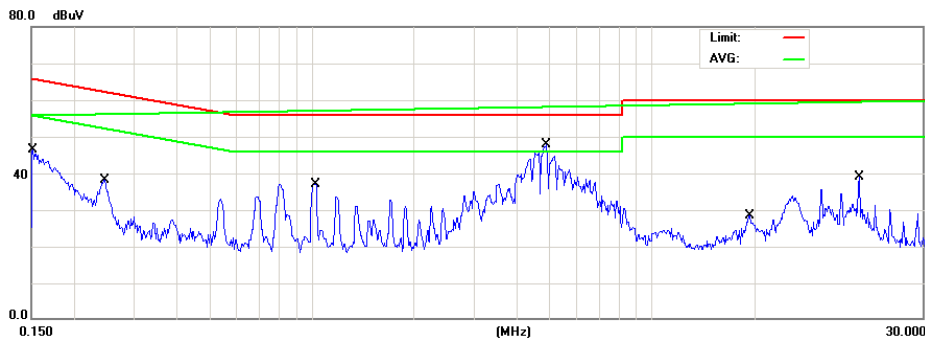
### Conducted Emission Measurement

File :Ac conducted-FCC

Data :#1

Date: 2007/9/11

Time: AM 08:09:38



Site site #1

Phase: L1

Limit: FCC Part 15 Class B Conduction (QP)

Power: 0

EUT: W6R20709-8481

Distance:

M/N: EW-7728In/GWA-H28n V1.0 B

Mode:

Temperature: 26 °C

Note:

Humidity: 60 %

Duty test

File :Ac conducted-FCC\Data :#1

Page: 1

Engineer Signature: Derek

Address:  
Tel:  
Fax:

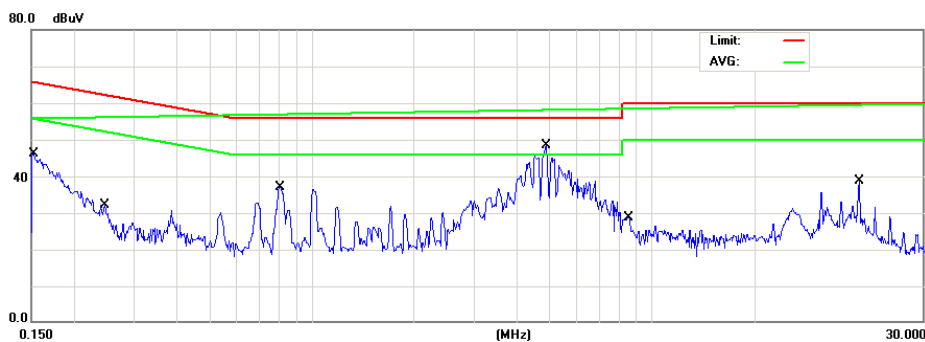
### Conducted Emission Measurement

File :Ac conducted-FCC

Data :#2

Date: 2007/9/11

Time: AM 08:13:44



Site site #1

Phase: N

Limit: FCC Part 15 Class B Conduction (QP)

Power: 0

EUT: W6R20709-8481

Distance:

M/N: EW-7728In/GWA-H28n V1.0 B

Mode:

Temperature: 26 °C

Note:

Humidity: 60 %

Duty test

File :Ac conducted-FCC\Data :#2

Page: 1

Engineer Signature: Derek