


PHOTOGRAPHS OF THE TEST CONFIGURATION (SAR Test Set Up Photos)




Horizontal-Up




Horizontal-Down



Vertical-Front



Vertical-Back




TIP



Test Setup Photo

NOTE: The EUT face to the phantom with 5mm-separation distance.

DESCRIPTION OF ANTENNA LOCATION:



DESCRIPTION OF EUT CASE DISTANCE:

