



Photographs of the Test Configuration



Conducted Emission Test (Test Configuration 2)

Model EMG3425-Q10A, Adapter : WA-36A12FU





Conducted Emission Test (Test Configuration 4)

Model NBG6815, Adapter : WA-36A12FU





Radiated Emission Below 1GHz Test (Test Configuration 1)

Model EMG3425-Q10A, Adapter : DA-48T12





Radiated Emission Below 1GHz Test (Test Configuration 3)

Model NBG6815, Adapter : DA-48T12



Radiated Emission Above 1GHz Test (Test Configuration 1)

Model EMG3425-Q10A, Adapter : DA-48T12



Radiated Emission Above 1GHz Test (Test Configuration 1)

Model EMG3425-Q10A, Adapter : DA-48T12

