




## Photographs of the Test Configuration



### Conducted Emission Test (Adapter Mode)



**Conducted Emission Test (POE Mode)**




**Radiated Emission Below 1GHz Test (Adapter Mode)**









### Radiated Emission Below 1GHz Test (Adapter Mode)



**Radiated Emission Above 1GHz Test**





**Radiated Emission Above 1GHz Test**





**Radiated Emission Below 1GHz Test (POE Mode)**



**Radiated Emission Below 1GHz Test (POE Mode)**

