

EMC TEST REPORT

Report No. : TS09110040-EME
Model No. : P-3202HN-Ba, P-3202HN-Bb
Issued Date : Dec. 09, 2009

Applicant: ZyXEL Communications Corporation
6, Innovation Rd II, Science-Based Industrial Park,
Hsin-Chu, Taiwan

**Test Method/
Standard:** 47 CFR FCC Part 15.247 & ANSI C63.4 2003

Test By: Intertek Testing Services Taiwan Ltd.
No. 11, Lane 275, Ko-Nan 1 Street, Chia-Tung Li,
Shiang-Shan District, Hsinchu City, Taiwan

It may be duplicated completely for legal use with the allowance of the applicant. It shall not be reproduced except in full, without the written approval of Intertek Laboratory. The test result(s) in this report only applies to the tested sample(s).

The test report was prepared by: Sign on File
Shirla Hsiao / Officer

These measurements were taken by: Sign on File
Rex Liao / Engineer

The test report was reviewed by:

Name Rico Deng
Title Engineer

Table of Contents

1. Summary of Test Data.....	3
2. General Information	4
3. Maximum 6 dB Bandwidth	7
4. 99% Occupied Bandwidth.....	29
5. Maximum Output Power.....	51
6. Power Spectral Density	53
7. RF Antenna conducted Spurious.....	75
8. Radiated Spurious Emission	138
9. Emission on Band Edge.....	160
10. AC power line conducted emission	171
Appendix A: Test Equipment List.....	175

1. Summary of Test Data

Test/Requirement Description	Applicable Rule	Result
Minimum 6dB Bandwidth	15.247(a)(2)	Pass
Maximum Output Power	15.247(b)	Pass
Power Spectral Density	15.247(e)	Pass
RF Antenna Conducted Spurious	15.247(d)	Pass
Radiated Spurious Emission	15.247(d), 15.205, 15.209	Pass
Emission on the Band Edge	15.247(d)	Pass
AC Power Line Conducted Emission	15.207	Pass

2. General Information

Identification of the EUT

Product:	GPON IAD
Model No.:	P-3202HN-Ba
FCC ID.:	I88P3202HNBA
Frequency Range:	1. 2412 MHz to 2462 MHz for 802.11b, 802.11g, 802.11n (HT20) 2. 2422 MHz to 2452 MHz for 802.11n (HT40) 3. 5745 MHz to 5825 MHz for 802.11a, 802.11n (HT20) 4. 5765 MHz to 5805 MHz for 802.11n (HT40)
Channel Number:	1. 11 channels for 802.11b, 802.11g, 802.11n (HT20) 2. 7 channels for 802.11n (HT40) 3. 5 channels for 802.11a, 802.11g, 802.11n (HT20) 4. 3 channels for 802.11n (HT40)
Rated Power:	DC 18 V from adapter model: ADS18B-W 180100, I/P Voltage: 100-240Vac 50/60Hz
Power Cord:	N/A
Sample Received:	Nov. 09, 2009
Test Date(s):	Nov. 12, 2009 ~ Nov. 25, 2009
Note 1:	This report is for the exclusive use of Intertek's Client and is provided pursuant to the agreement between Intertek and its Client. Intertek's responsibility and liability are limited to the terms and conditions of the agreement. Intertek assumes no liability to any party, other than to the Client in accordance with the agreement, for any loss, expense or damage occasioned by the use of this report. Only the Client is authorized to permit copying or distribution of this report and then only in its entirety. Any use of the Intertek name or one of its marks for the sale or advertisement of the tested material, product or service must first be approved in writing by Intertek. The observations and test results in this report are relevant only to the sample tested. This report by itself does not imply that the material, product, or service is or has ever been under an Intertek certification program.
Note 2:	When determining the test conclusion, the Measurement Uncertainty of test has been considered.

Description of EUT

The EUT is a GPON IAD which is a 802.11 a/b/g/n MIMO product with dual transmitters and dual receivers. The 802.11a/g/n function which can transmit independently and simultaneous transmit.

For more detail features, please refer to User's manual as file name "Installation guide.pdf"

The customer confirmed the model listed below was a series model to model P-3202HN-Ba (EUT), the differences are listed below.

Model Number	Differences
P-3202HN-Ba	with CATV interface, with Fiber interface
P-3202HN-Bb	with Fiber interface, no CATV interface,

For more detail features, please refer to user's Manual.

Antenna description

The antenna is affixed to the EUT using a unique connector, which allows for replacement of a broken antenna, but DOES NOT use a standard antenna jack or electrical connector.

DAC0

Antenna Gain : 3 dBi
Antenna Type : Dipole antenna
Connector Type : IPEX

DAC1

Antenna Gain : 3 dBi
Antenna Type : Dipole antenna
Connector Type : IPEX

Operation Mode

The EUT was supplied with DC 18 V from adapter (Test voltage: 120 Vac, 60 Hz) and was tested in normal operating mode.

The EUT was transmitted continuously during the test. After verifying, the worst case data rates was found at 1 Mbps data rate for 802.11b, 6 Mbps data rate for 802.11g mode, 6 Mbps data rate for 802.11a mode, 6.5 Mbps data rate for 802.11n (HT20) mode and 13.5 Mbps data rate for 802.11n (HT40) mode. The final tests were executed under these conditions and recorded in this report individually.

802.11b ch6	PK(dBm)
1 Mbps	17.89
2 Mbps	17.64
5.5 Mbps	17.16
11 Mbps	17.08

802.11g ch6	PK(dBm)
6 Mbps	22.89
9 Mbps	22.56
12 Mbps	22.34
18 Mbps	22.24
24 Mbps	22.18
36 Mbps	22.08
48 Mbps	21.97
54 Mbps	21.94

802.11n (HT 20) ch6	PK(dBm)
6.5 Mbps	22.23
13 Mbps	22.08
19.5 Mbps	21.91
26 Mbps	21.89
39 Mbps	21.79
52 Mbps	21.67
58.5 Mbps	21.66
65 Mbps	21.56

802.11n (HT 40) ch6	PK(dBm)
13.5 Mbps	22.47
27 Mbps	22.34
40.5 Mbps	22.18
54 Mbps	22.08
81 Mbps	21.93
108 Mbps	21.89
121.5 Mbps	21.82
135 Mbps	21.76

802.11a ch157	PK(dBm)
6 Mbps	19.46
9 Mbps	19.34
12 Mbps	19.28
18 Mbps	19.08
24 Mbps	18.89
36 Mbps	18.78
48 Mbps	18.74
54 Mbps	18.56

802.11n (HT 20) ch157	PK(dBm)
6.5 Mbps	19.11
13 Mbps	19.02
19.5 Mbps	18.88
26 Mbps	18.76
39 Mbps	18.72
52 Mbps	18.67
58.5 Mbps	18.56
65 Mbps	18.49

802.11n (HT 40) ch157	PK(dBm)
13.5 Mbps	19.25
27 Mbps	19.18
40.5 Mbps	19.08
54 Mbps	18.93
81 Mbps	18.92
108 Mbps	18.87
121.5 Mbps	18.67
135 Mbps	18.62

3. Maximum 6 dB Bandwidth

Name of Test	Maximum 6dB Bandwidth
Base Standard	FCC 15.247 (a)(2)

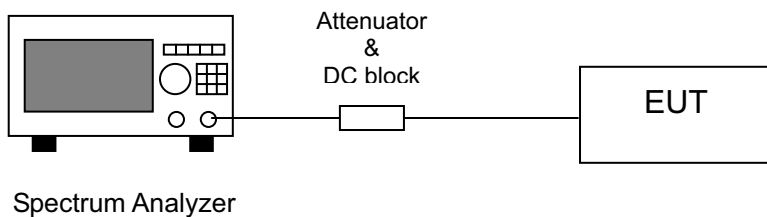
Test Result: Complies
Measurement Data: See Table & plots below

Method of Measurement:

Reference FCC document: KDB558074

A portion of the transmitted signal is coupled to a Spectrum Analyzer with a resolution bandwidth of at least 1 % of the bandwidth of the transmitted signal. The resolution bandwidth is chosen so as not to reduce the peak level of the measured waveform. The appropriate bandwidth mask is applied to the output waveform to verify compliance.

Test Diagram:



Note: The EUT was tested while in a continuous transmit mode and the worst case data rates are 1 Mbps data rate for 802.11b, 6 Mbps data rate for 802.11g mode, 6 Mbps data rate for 802.11a mode, 6.5 Mbps data rate for 802.11n (HT20) mode and 13.5 Mbps data rate for 802.11n (HT40) mode. The EUT was tuned to a low, middle and high channel.

Maximum 6dB Bandwidth

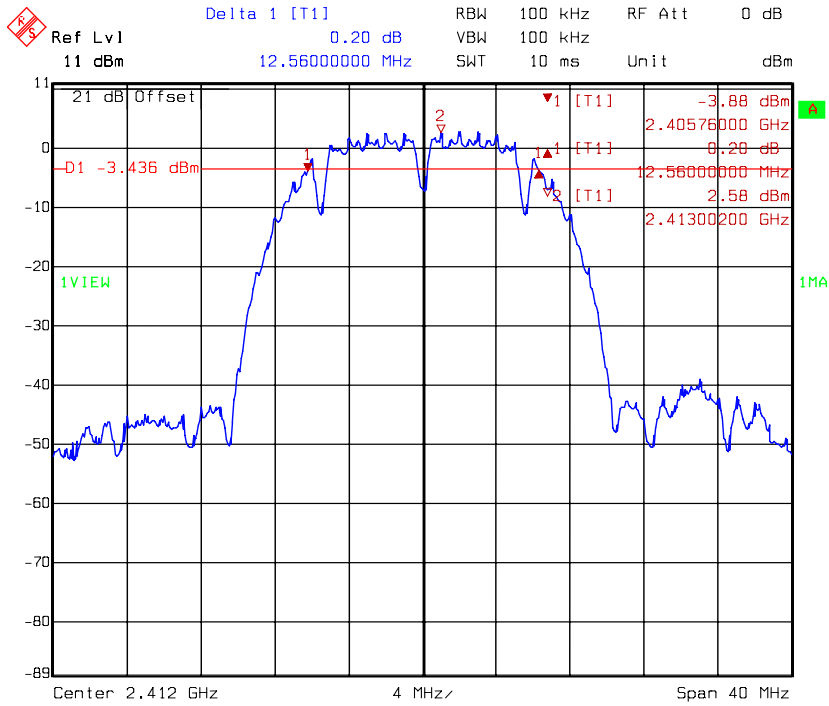
Single TX

Mode	Channel	Frequency (MHz)	Data rate (Mbps)	6dB Bandwidth (MHz)	Limit (MHz)
802.11b	1	2412	1	12.56	0.5
	6	2437		12.48	0.5
	11	2462		12.48	0.5

2TX

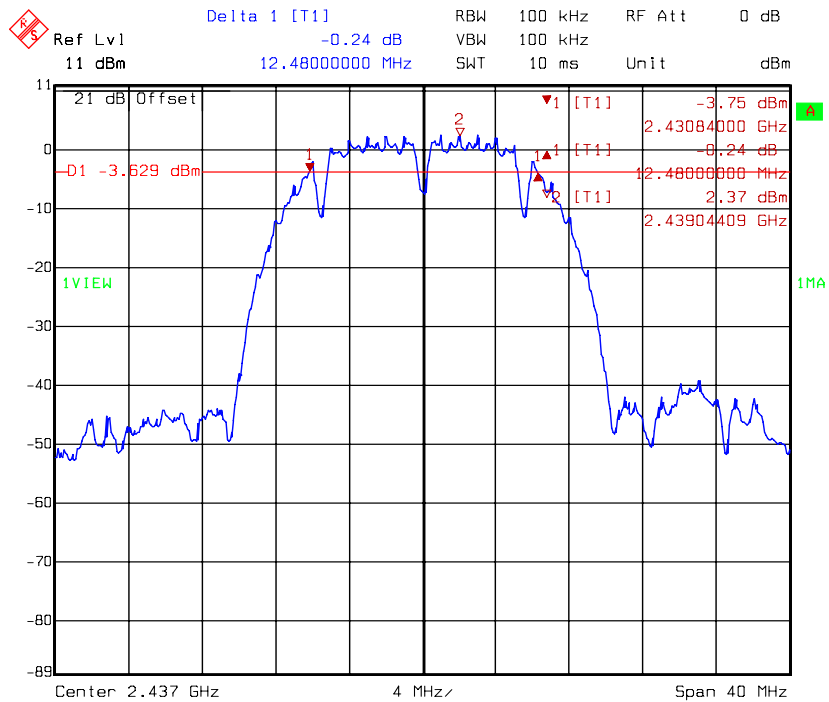
Mode	Channel	Frequency (MHz)	Data rate (Mbps)	6dB Bandwidth (MHz)		Limit (MHz)
				DAC0	DAC1	
802.11g	1	2412	6	16.80	16.80	0.5
	6	2437		16.80	16.80	0.5
	11	2462		16.80	16.80	0.5
802.11n (HT 20)	1	2412	6.5	17.84	17.84	0.5
	6	2437		17.92	17.92	0.5
	11	2462		17.92	17.92	0.5
802.11n (HT 40)	3	2422	13.5	36.80	36.80	0.5
	6	2437		36.80	36.80	0.5
	9	2452		36.80	36.80	0.5
802.11a	149	5745	6	16.80	16.80	0.5
	157	5785		16.80	16.80	0.5
	165	5825		16.80	16.80	0.5
802.11n (HT 20)	149	5745	6.5	18.00	17.92	0.5
	157	5785		17.92	17.92	0.5
	165	5825		17.92	17.92	0.5
802.11n (HT 40)	153	5765	13.5	36.80	36.80	0.5
	157	5785		36.80	36.80	0.5
	161	5805		36.80	36.80	0.5

Chain 0: 6dB Bandwidth @ 802.11b mode channel 1



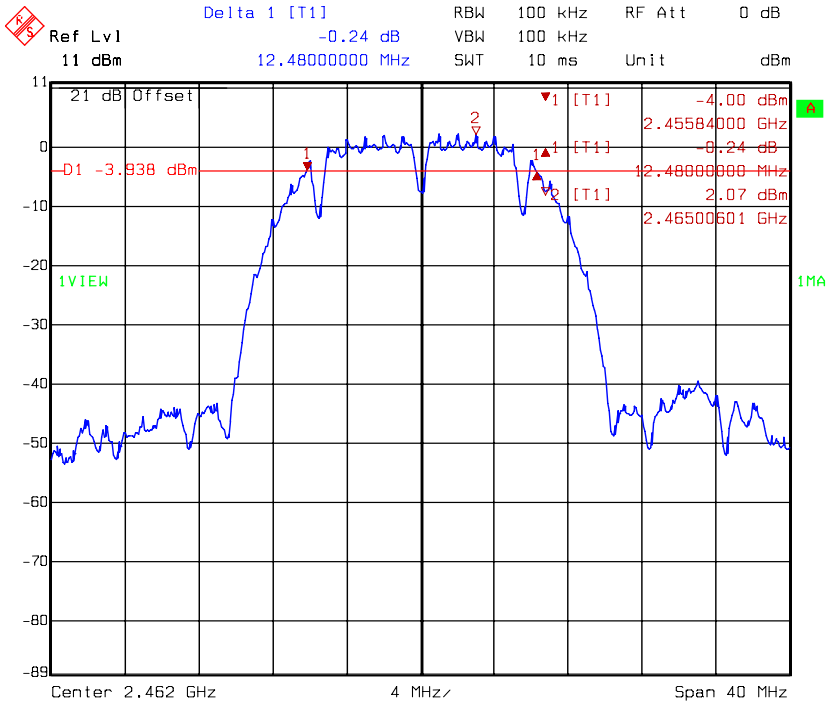
Title: 6dB Band-Width
Comment A: CH 1 at 802.11b mode DAC0
Date: 24.NOV.2009 09:55:59

Chain 0: 6dB Bandwidth @ 802.11b mode channel 6



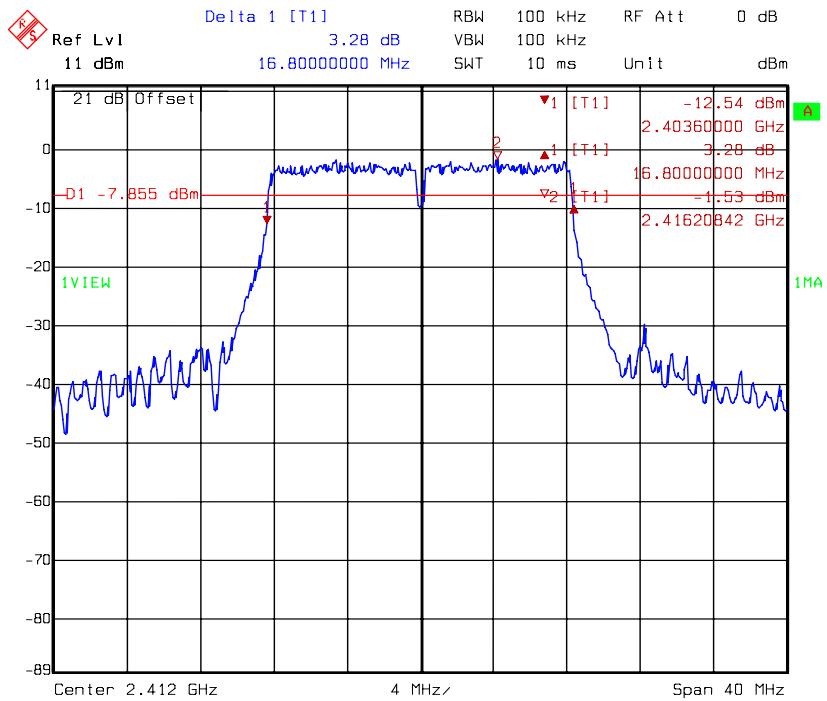
Title: 6dB Band-Width
Comment A: CH 6 at 802.11b mode DAC0
Date: 24.NOV.2009 09:59:06

Chain 0: 6dB Bandwidth @ 802.11b mode channel 11



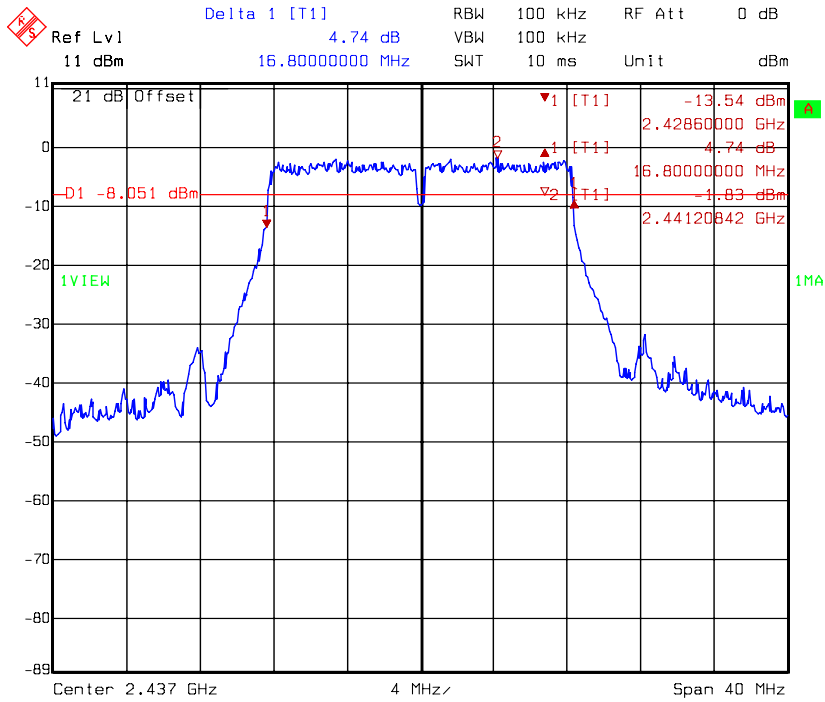
Title: 6dB Band-Width
 Comment A: CH 11 at 802.11b mode DAC0
 Date: 24.NOV.2009 10:03:47

Chain 0: 6dB Bandwidth @ 802.11g mode channel 1



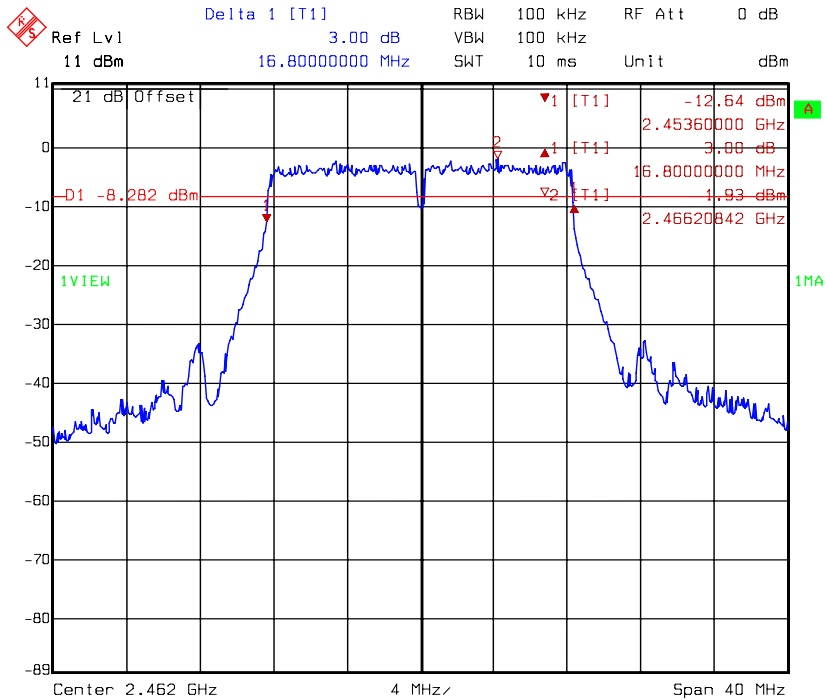
Title: 6dB Band-Width
 Comment A: CH 1 at 802.11g mode DAC0
 Date: 24.NOV.2009 10:07:28

Chain 0: 6dB Bandwidth @ 802.11g mode channel 6



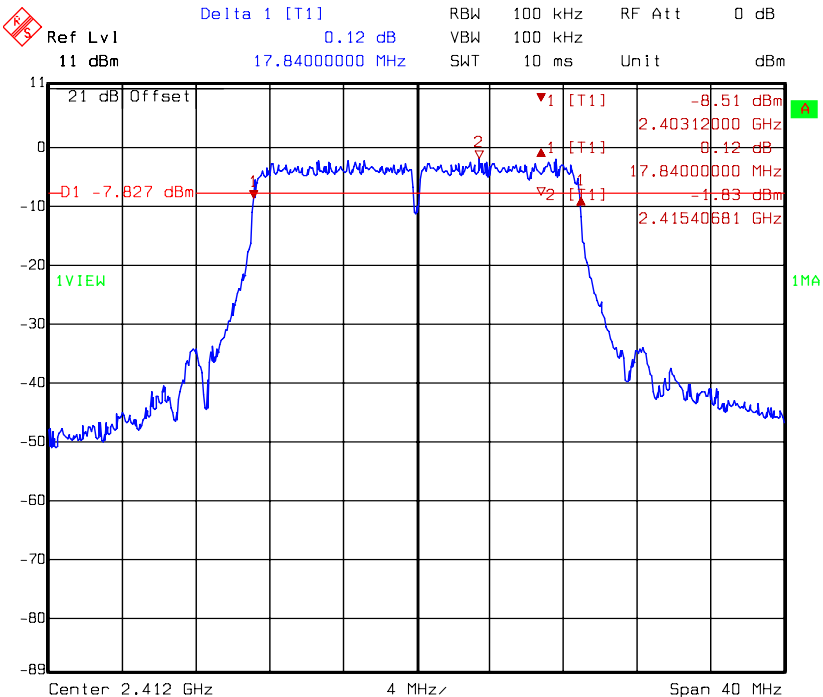
Title: 6dB Band-Width
Comment A: CH 6 at 802.11g mode DAC0
Date: 24.NOV.2009 10:36:46

Chain 0: 6dB Bandwidth @ 802.11g mode channel 11



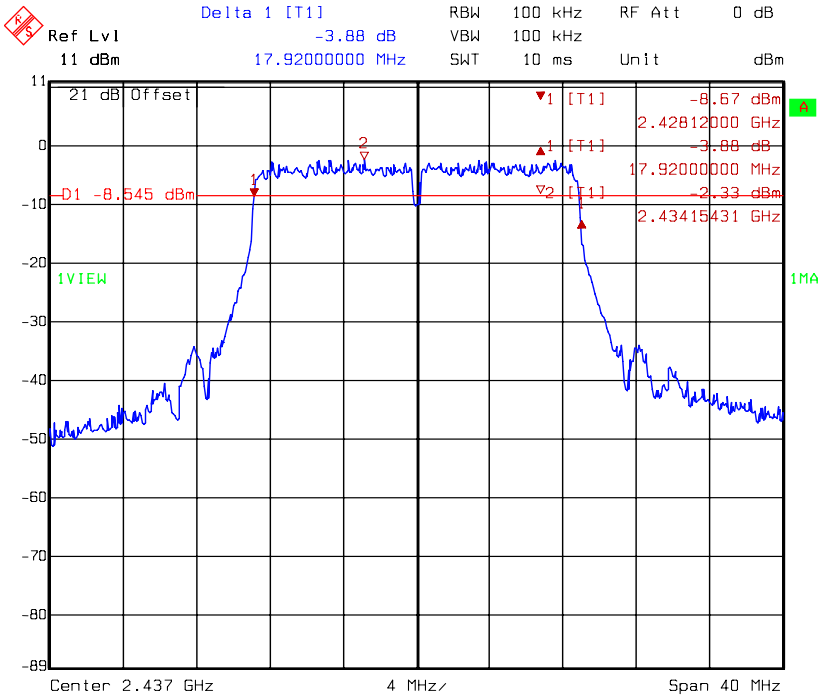
Title: 6dB Band-Width
Comment A: CH 11 at 802.11g mode DAC0
Date: 24.NOV.2009 10:40:32

Chain 0: 6dB Bandwidth @ 802.11n (HT20) mode channel 1



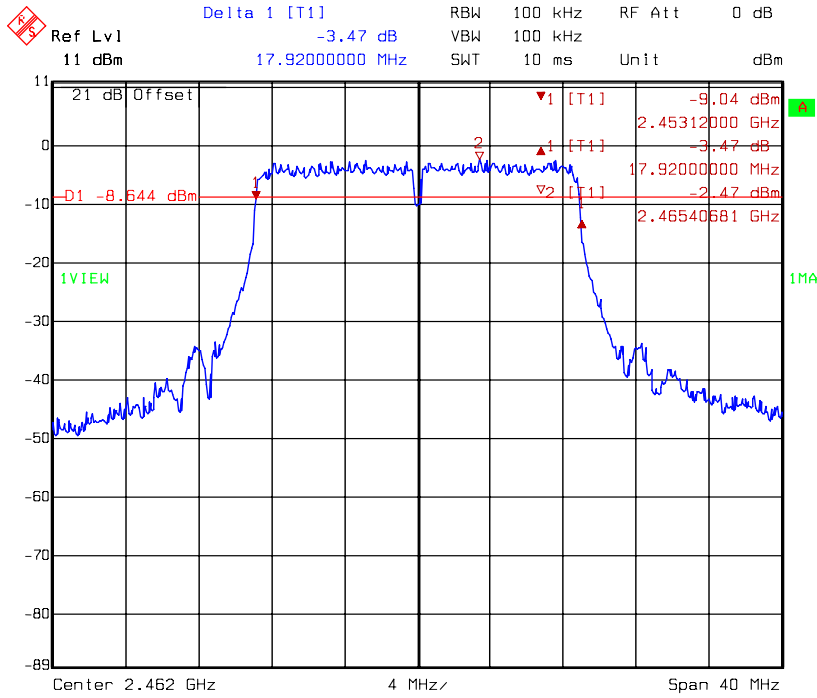
Title: 6dB Band-Width
 Comment A: CH 1 at 802.11n 20MHz mode DAC0
 Date: 24.NOV.2009 10:44:25

Chain 0: 6dB Bandwidth @ 802.11n (HT20) mode channel 6



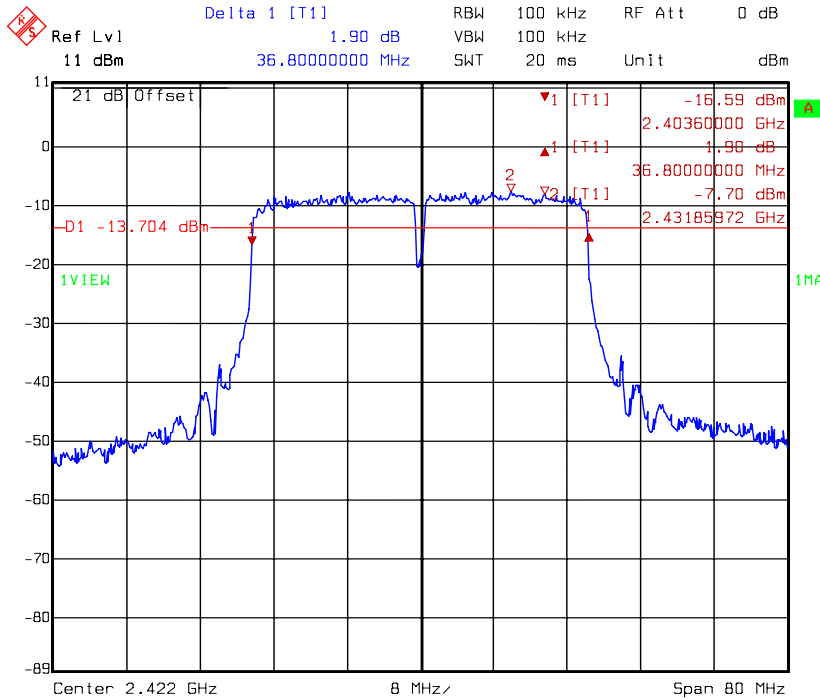
Title: 6dB Band-Width
 Comment A: CH 6 at 802.11n 20MHz mode DAC0
 Date: 24.NOV.2009 10:48:11

Chain 0: 6dB Bandwidth @ 802.11n (HT20) mode channel 11



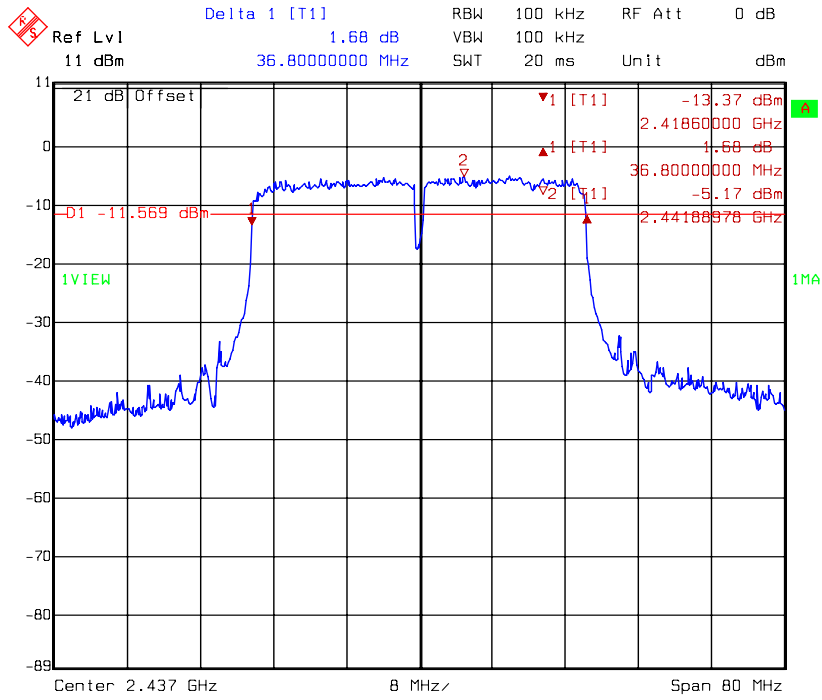
Title: 6dB Band-Width
Comment A: CH 11 at 802.11n 20MHz mode DAC0
Date: 24.NOV.2009 10:51:19

Chain 0: 6dB Bandwidth @ 802.11n (HT40) mode channel 3



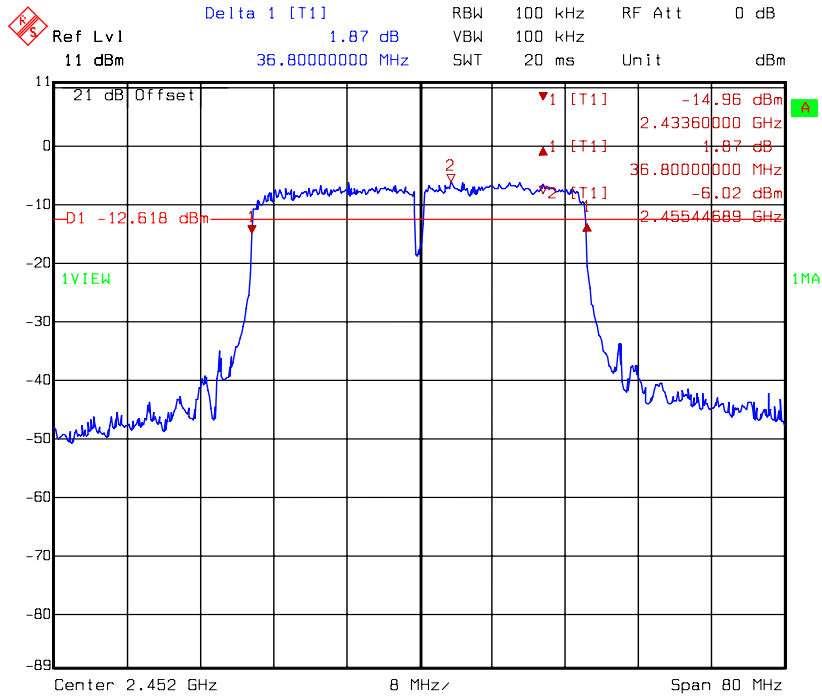
Title: 6dB Band-Width
Comment A: CH 3 at 802.11n 40MHz mode DAC0
Date: 24.NOV.2009 10:54:47

Chain 0: 6dB Bandwidth @ 802.11n (HT40) mode channel 6



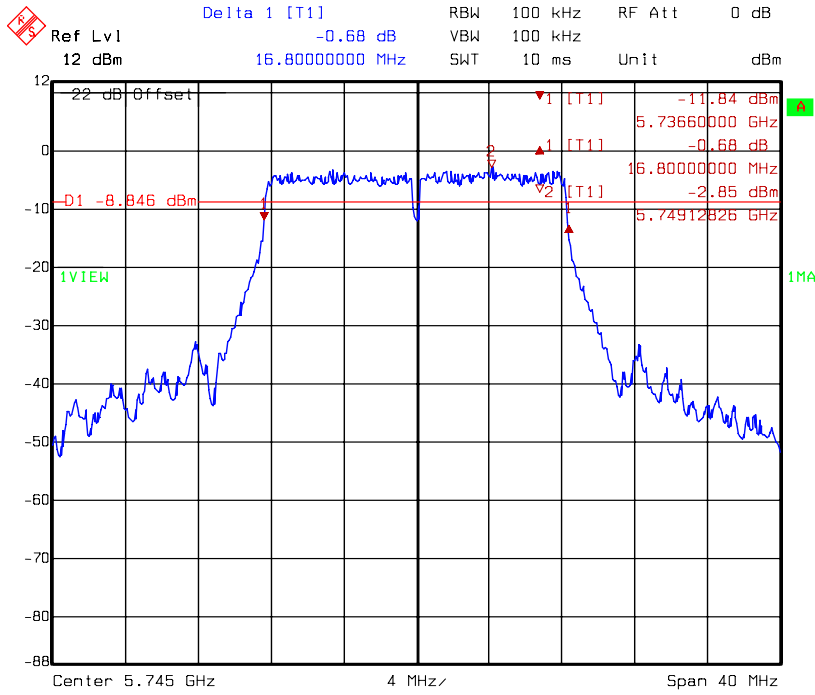
Title: 6dB Band-Width
Comment A: CH 6 at 802.11n 40MHz mode DAC0
Date: 24.NOV.2009 10:57:34

Chain 0: 6dB Bandwidth @ 802.11n (HT40) mode channel 9



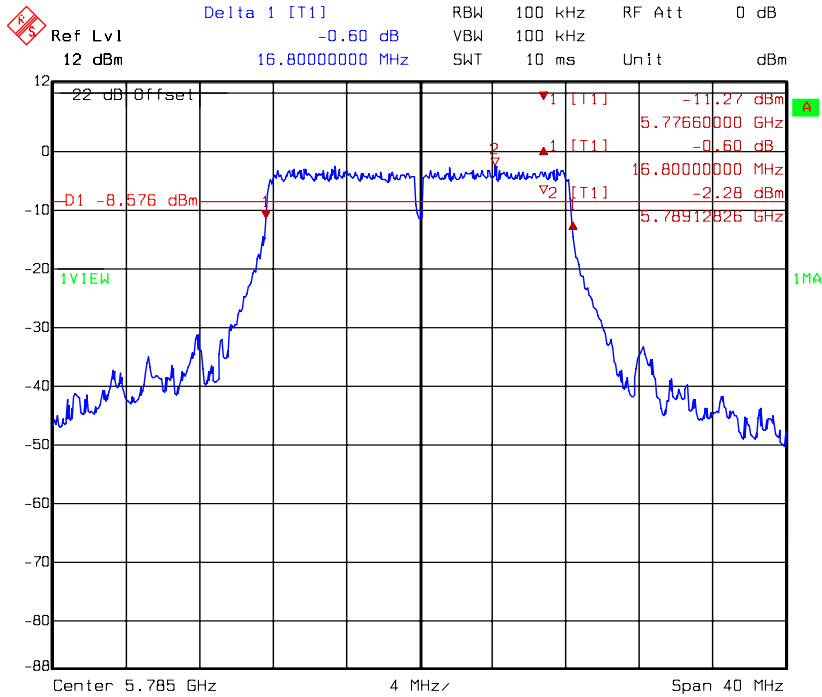
Title: 6dB Band-Width
Comment A: CH 9 at 802.11n 40MHz mode DAC0
Date: 24.NOV.2009 11:01:23

Chain 0: 6dB Bandwidth @ 802.11a mode channel 149



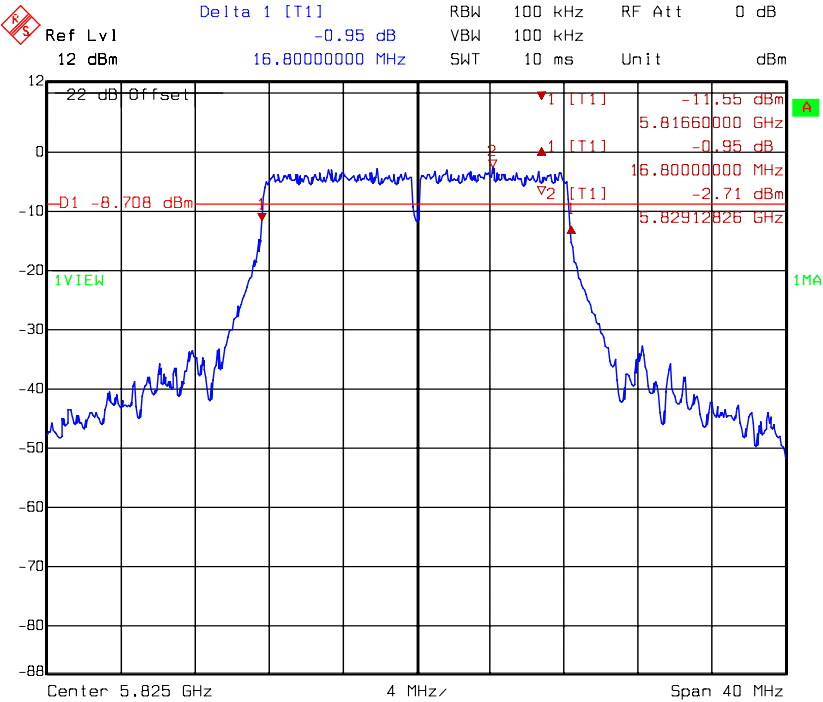
Title: 6dB Band-Width
Comment A: CH 149 at 802.11a mode DACD
Date: 24.NOV.2009 14:43:00

Chain 0: 6dB Bandwidth @ 802.11 a mode channel 157



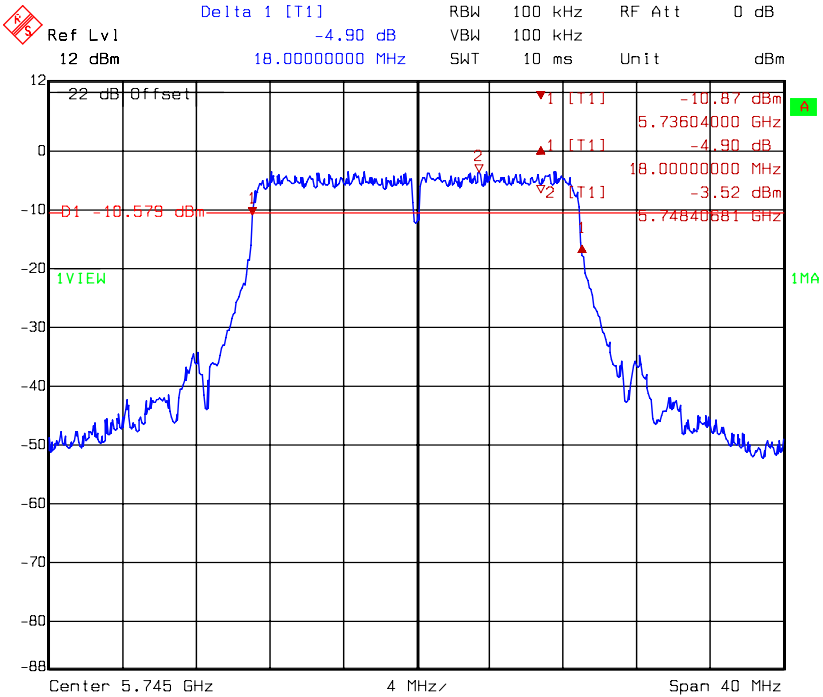
Title: 6dB Band-Width
Comment A: CH 157 at 802.11a mode DACD
Date: 24.NOV.2009 14:46:08

Chain 0: 6dB Bandwidth @ 802.11 a mode channel 165



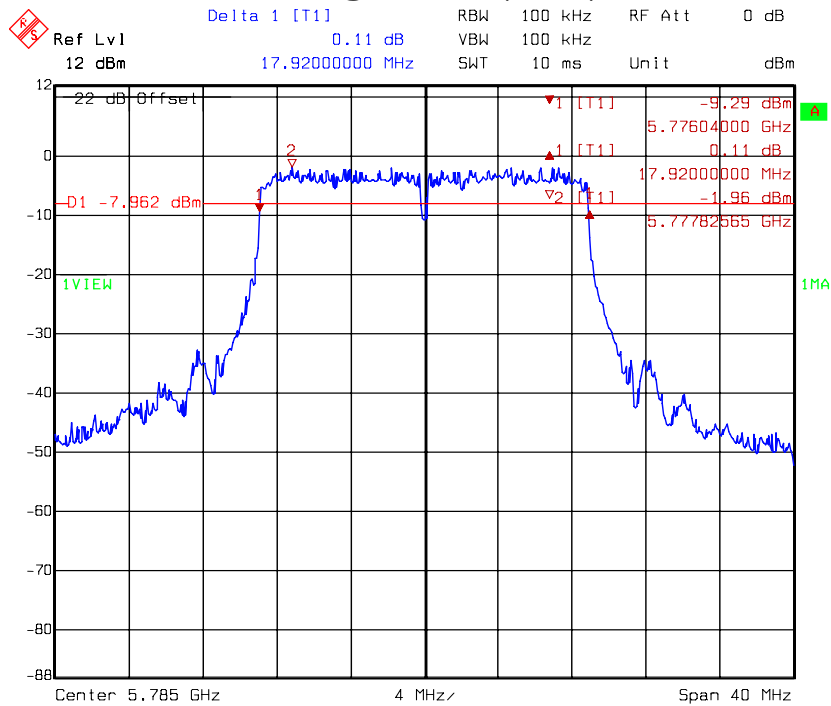
Title: 6dB Band-Width
Comment A: CH 165 at 802.11a mode DAC0
Date: 24.NOV.2009 14:55:15

Chain 0: 6dB Bandwidth @ 802.11n (HT20) mode channel 149



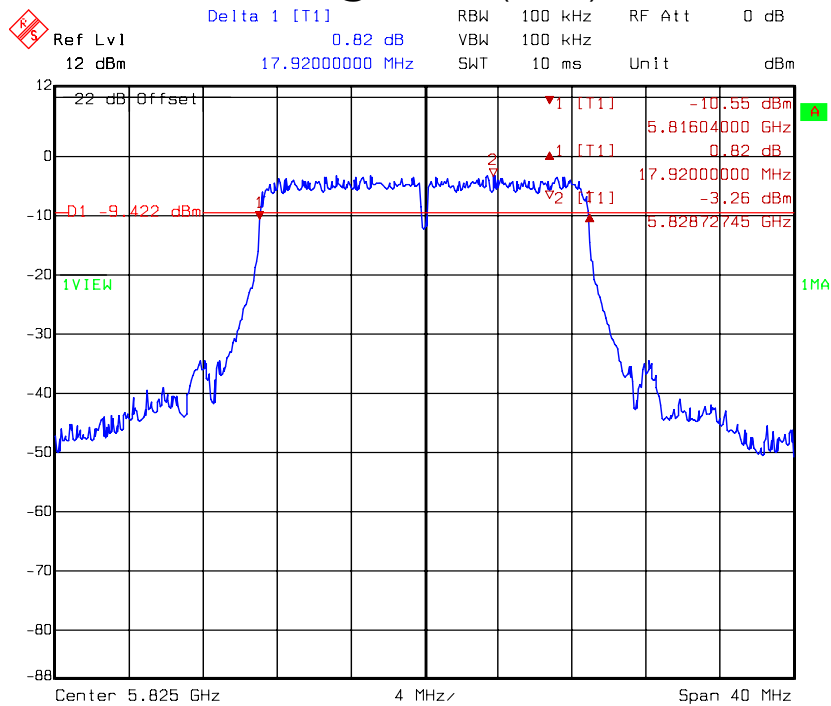
Title: 6dB Band-Width
Comment A: CH 149 at 802.11n 20MHz mode DAC0
Date: 24.NOV.2009 14:34:22

Chain 0: 6dB Bandwidth @ 802.11n (HT20) mode channel 157



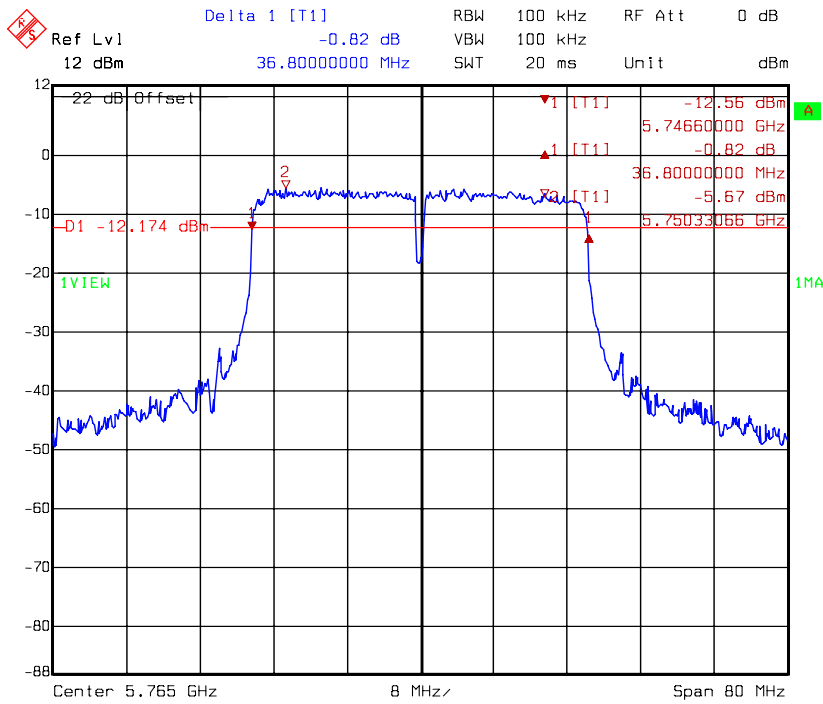
Title: 6dB Band-Width
Comment A: CH 157 at 802.11n 20MHz mode DAC0
Date: 24.NOV.2009 14:39:01

Chain 0: 6dB Bandwidth @ 802.11n (HT20) mode channel 165



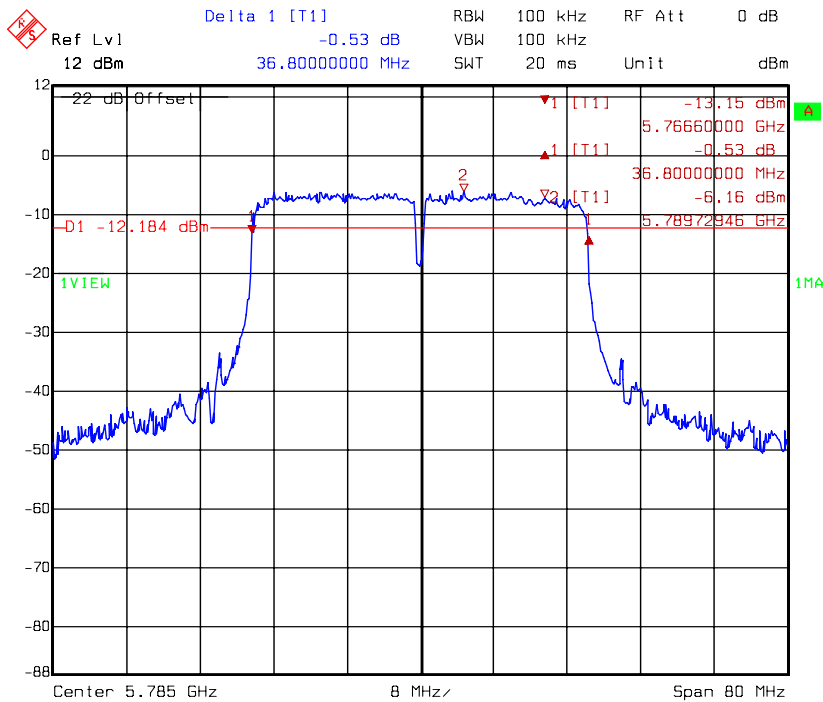
Title: 6dB Band-Width
Comment A: CH 165 at 802.11n 20MHz mode DAC0
Date: 24.NOV.2009 14:28:34

Chain 0: 6dB Bandwidth @ 802.11n (HT40) mode channel 153



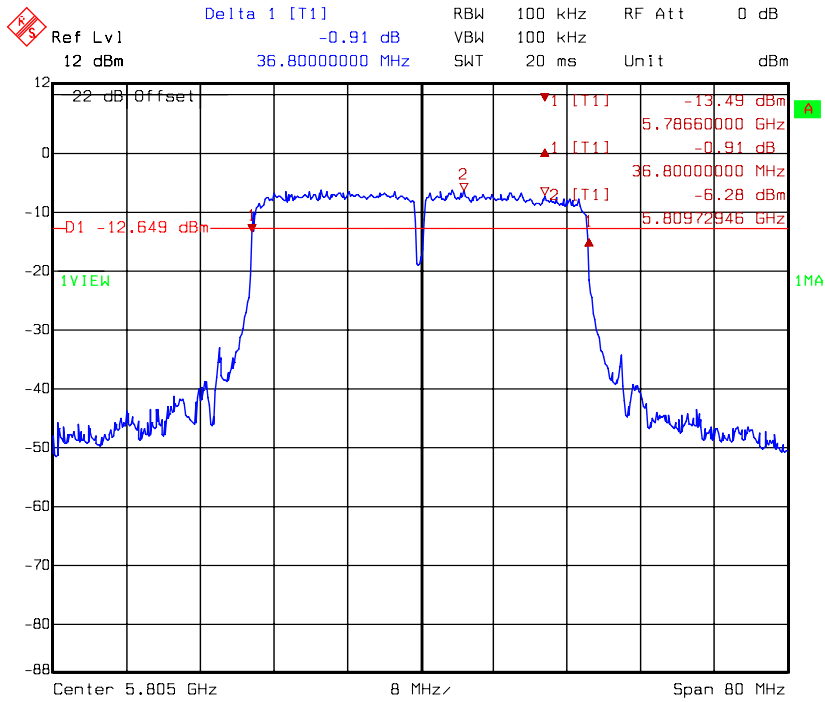
Title: 6dB Band-Width
Comment A: CH 153 at 802.11n 40MHz mode DAC0
Date: 24.NOV.2009 14:06:36

Chain 0: 6dB Bandwidth @ 802.11n (HT40) mode channel 157



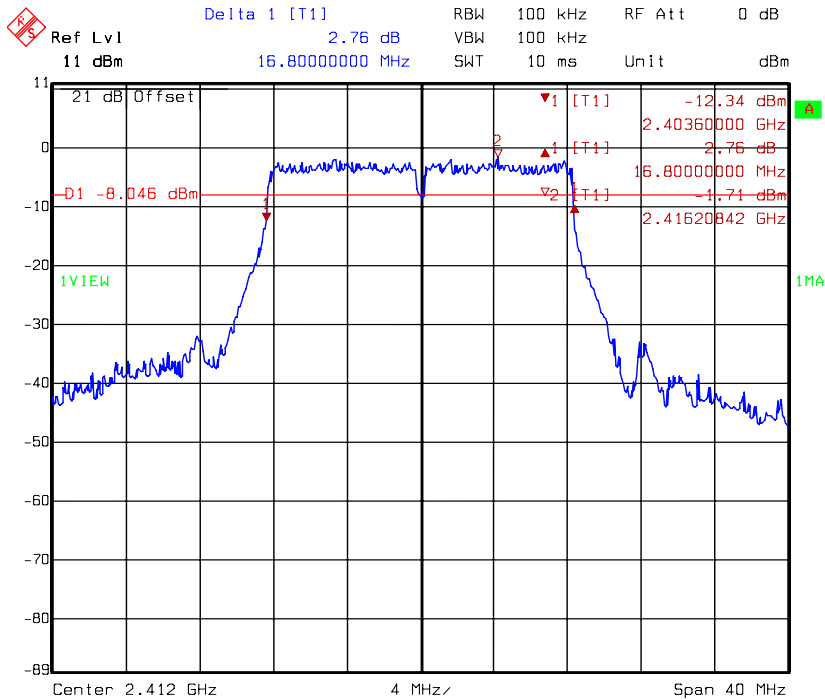
Title: 6dB Band-Width
Comment A: CH 157 at 802.11n 40MHz mode DAC0
Date: 24.NOV.2009 14:10:39

Chain 0: 6dB Bandwidth @ 802.11n (HT40) mode channel 161



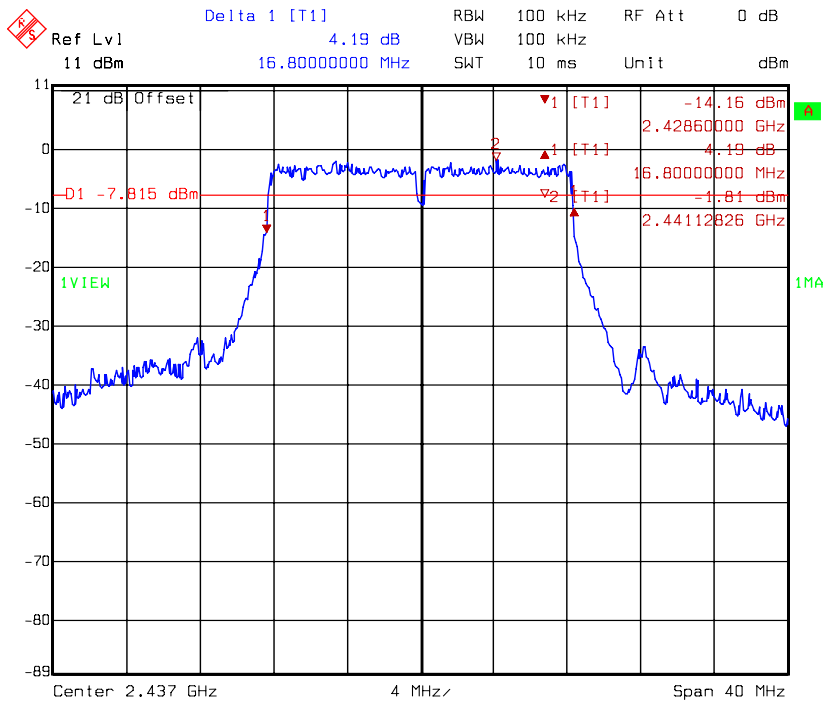
Title: 6dB Band-Width
Comment A: CH 161 at 802.11n 40MHz mode DAC0
Date: 24.NOV.2009 14:13:43

Chain 1: 6dB Bandwidth @ 802.11g mode channel 1



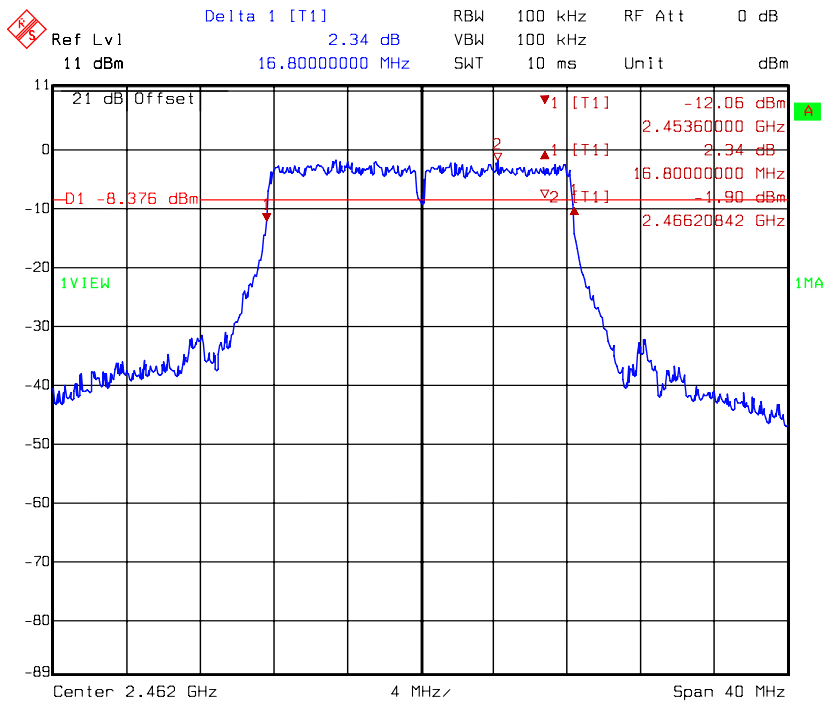
Title: 6dB Band-Width
Comment A: CH 1 at 802.11g mode DAC1
Date: 24.NOV.2009 11:06:43

Chain 1: 6dB Bandwidth @ 802.11g mode channel 6



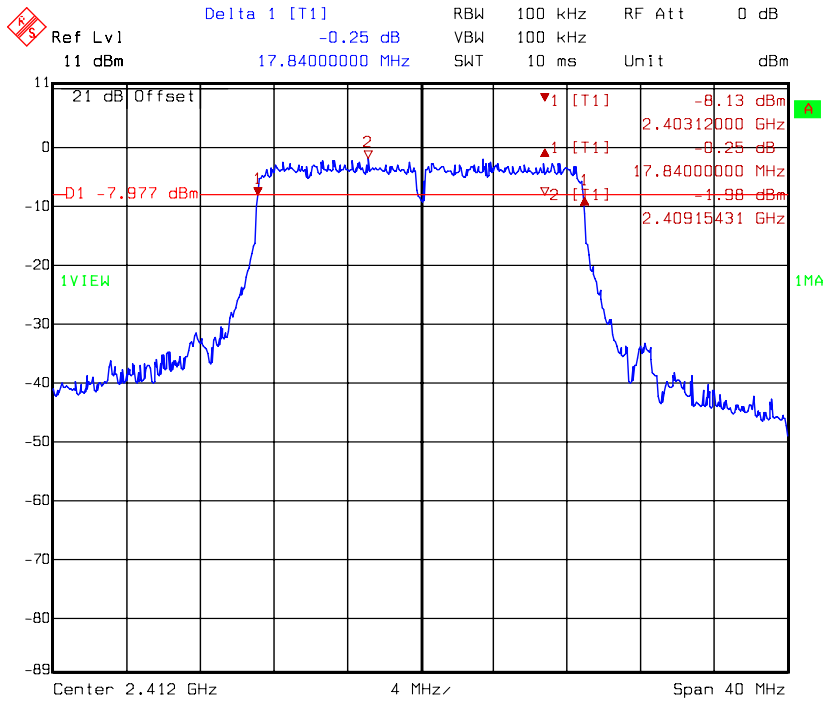
Title: 6dB Band-Width
Comment A: CH 6 at 802.11g mode DAC1
Date: 24.NOV.2009 11:09:33

Chain 1: 6dB Bandwidth @ 802.11g mode channel 11



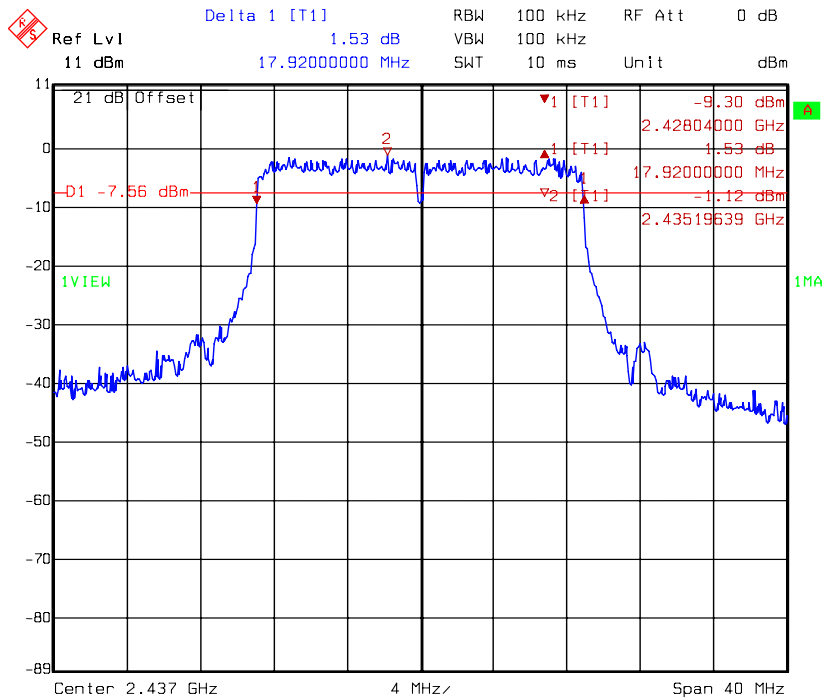
Title: 6dB Band-Width
Comment A: CH 11 at 802.11g mode DAC1
Date: 24.NOV.2009 11:12:19

Chain 1: 6dB Bandwidth @ 802.11n (HT20) mode channel 1



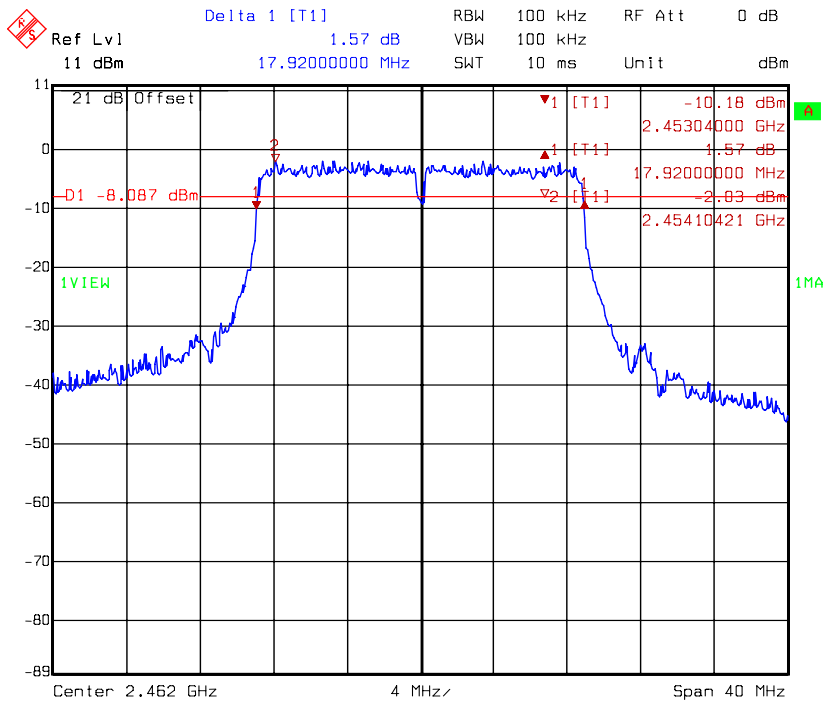
Title: 6dB Band-Width
Comment A: CH 1 at 802.11n 20MHz mode DAC1
Date: 24.NOV.2009 11:19:01

Chain 1: 6dB Bandwidth @ 802.11n (HT20) mode channel 6



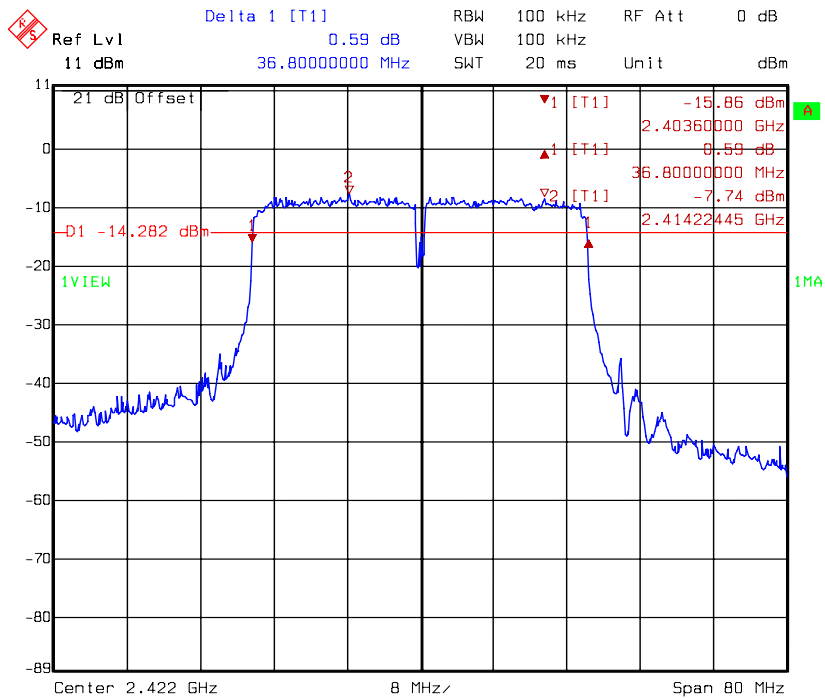
Title: 6dB Band-Width
Comment A: CH 6 at 802.11n 20MHz mode DAC1
Date: 24.NOV.2009 11:22:12

Chain 1: 6dB Bandwidth @ 802.11n (HT20) mode channel 11



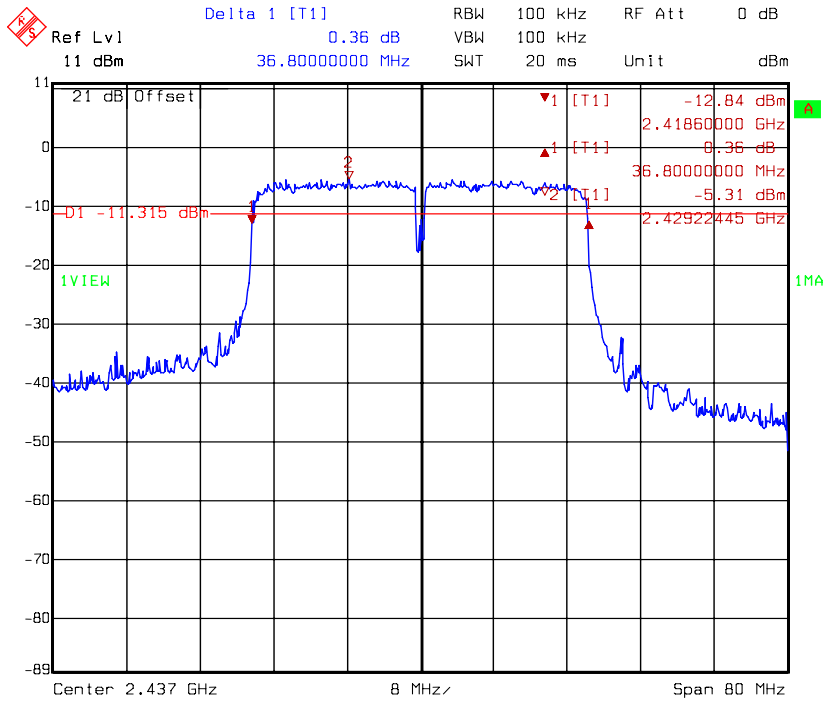
Title: 6dB Band-Width
Comment A: CH 11 at 802.11n 20MHz mode DAC1
Date: 24.NOV.2009 11:26:03

Chain 1: 6dB Bandwidth @ 802.11n (HT40) mode channel 3



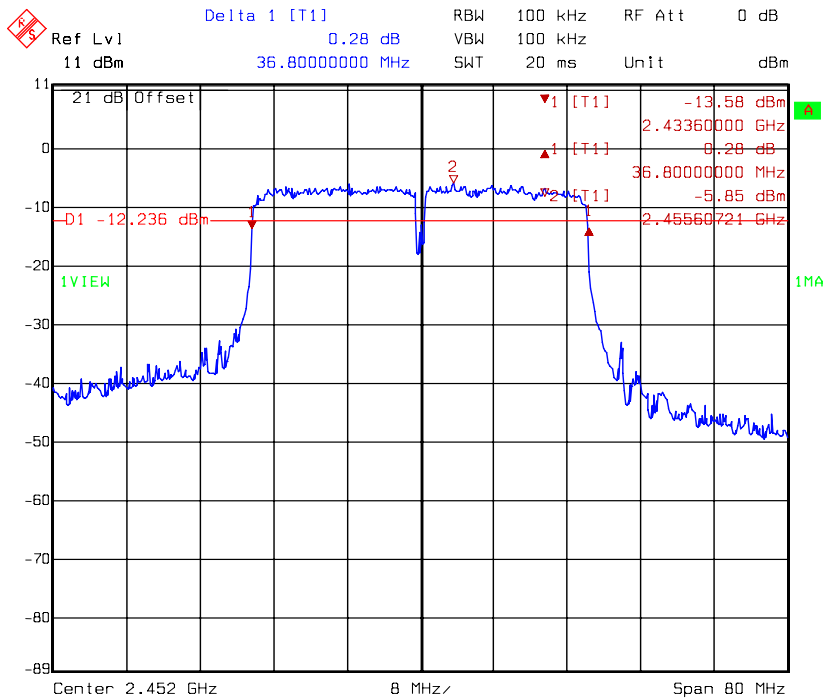
Title: 6dB Band-Width
Comment A: CH 3 at 802.11n 40MHz mode DAC1
Date: 24.NOV.2009 11:29:50

Chain 1: 6dB Bandwidth @ 802.11n (HT40) mode channel 6



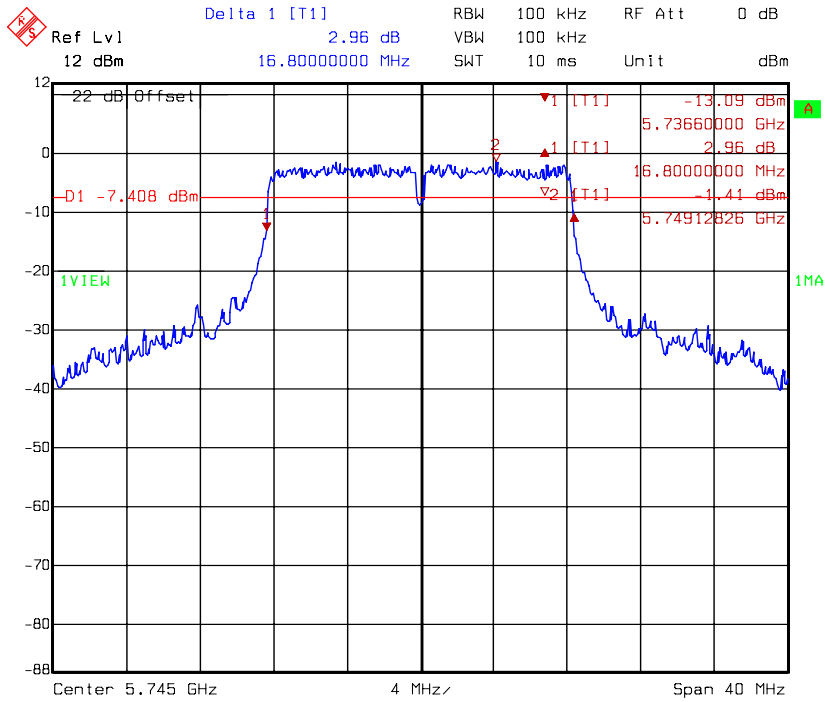
Title: 6dB Band-Width
Comment A: CH 6 at 802.11n 40MHz mode DAC1
Date: 24.NOV.2009 11:33:25

Chain 1: 6dB Bandwidth @ 802.11n (HT40) mode channel 9



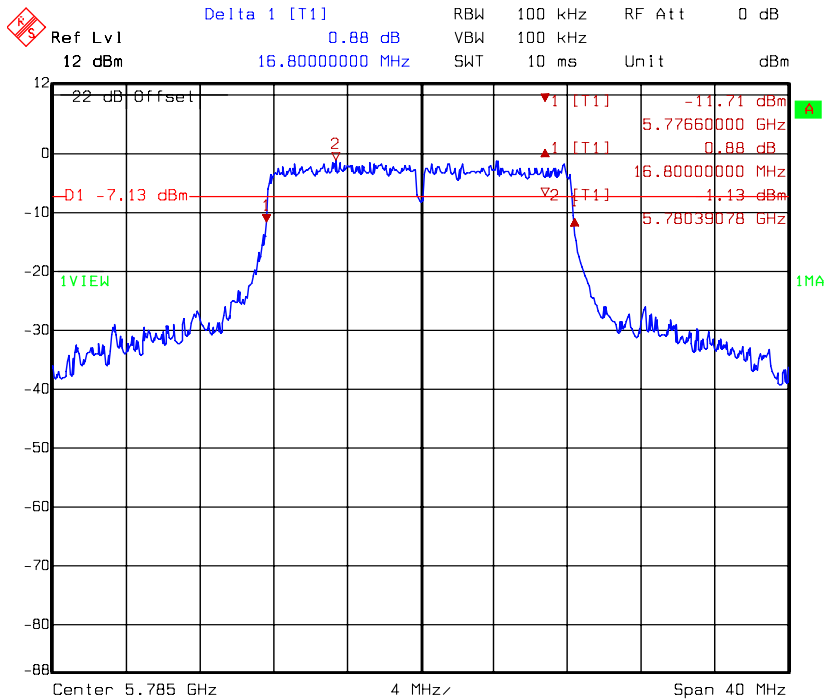
Title: 6dB Band-Width
Comment A: CH 9 at 802.11n 40MHz mode DAC1
Date: 24.NOV.2009 11:36:11

Chain 1: 6dB Bandwidth @ 802.11a mode channel 149



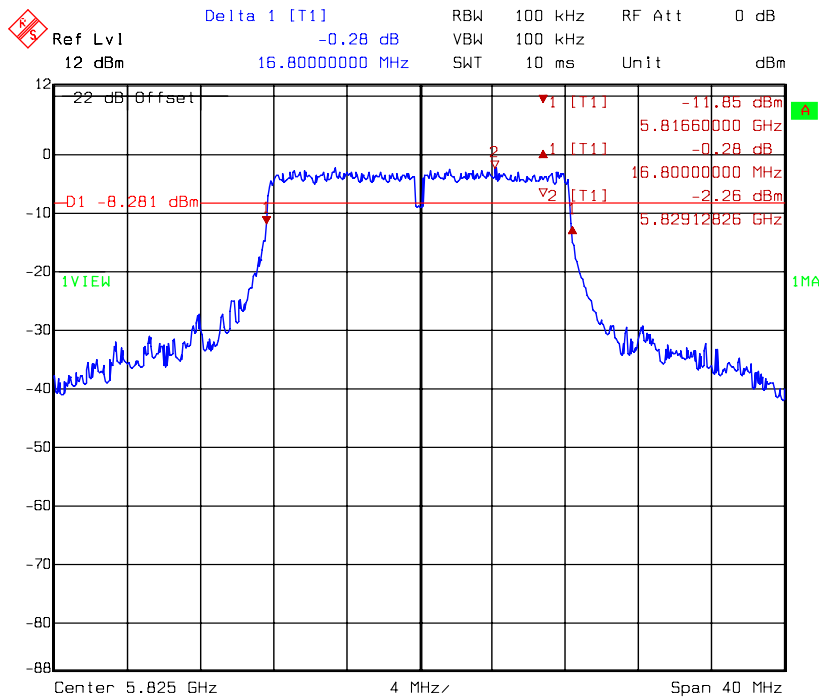
Title: 6dB Band-Width
Comment A: CH 149 at 802.11a mode DAC1
Date: 24.NOV.2009 11:49:43

Chain 1: 6dB Bandwidth @ 802.11a mode channel 157



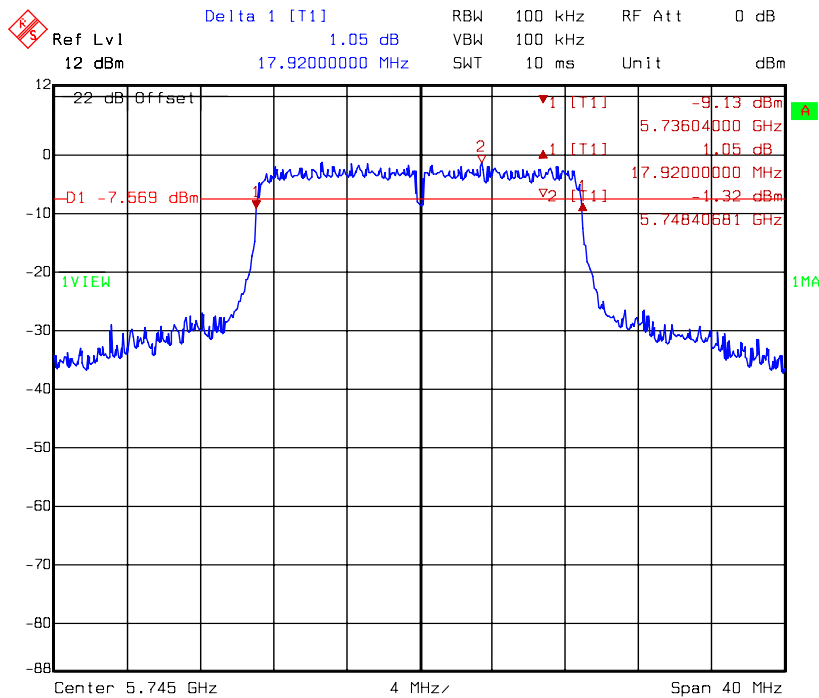
Title: 6dB Band-Width
Comment A: CH 157 at 802.11a mode DAC1
Date: 24.NOV.2009 12:05:05

Chain 1: 6dB Bandwidth @ 802.11a mode channel 165



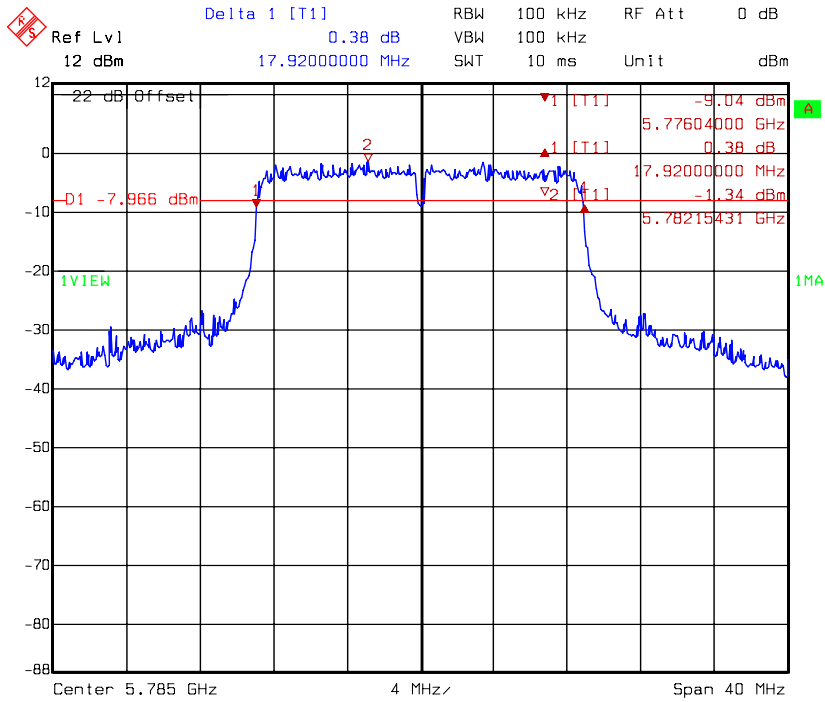
Title: 6dB Band-Width
Comment A: CH 165 at 802.11a mode DAC1
Date: 24.NOV.2009 12:08:47

Chain 1: 6dB Bandwidth @ 802.11n (HT20) mode channel 149



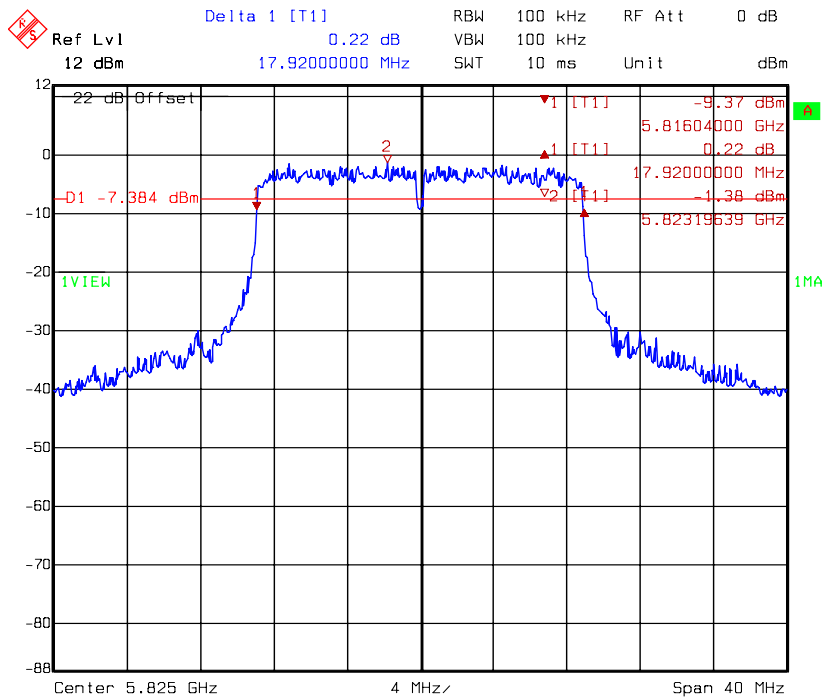
Title: 6dB Band-Width
Comment A: CH 149 at 802.11n 20MHz mode DAC1
Date: 24.NOV.2009 13:37:12

Chain 1: 6dB Bandwidth @ 802.11n (HT20) mode channel 157



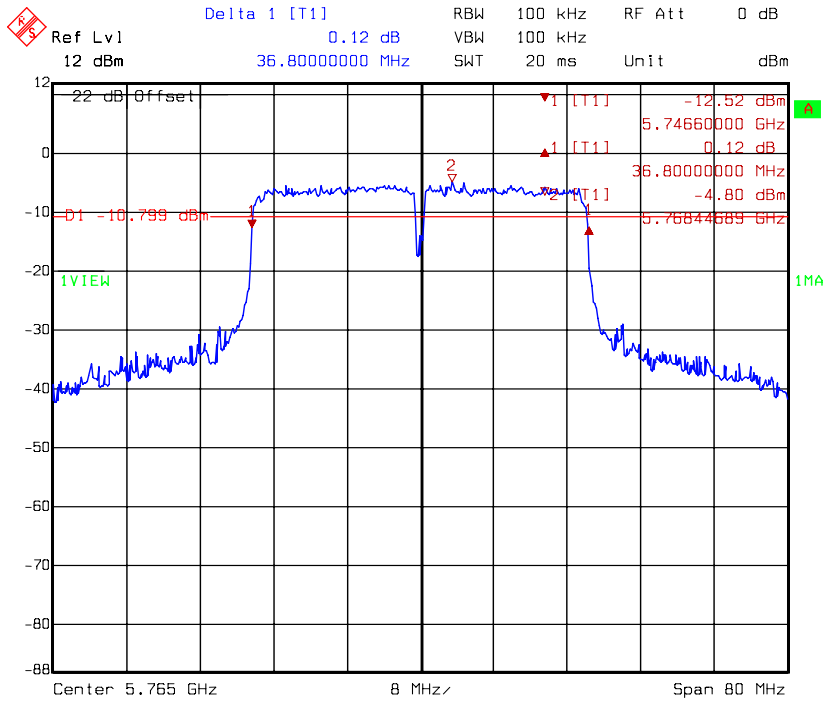
Title: 6dB Band-Width
Comment A: CH 157 at 802.11n 20MHz mode DAC1
Date: 24.NOV.2009 13:40:25

Chain 1: 6dB Bandwidth @ 802.11n (HT20) mode channel 165



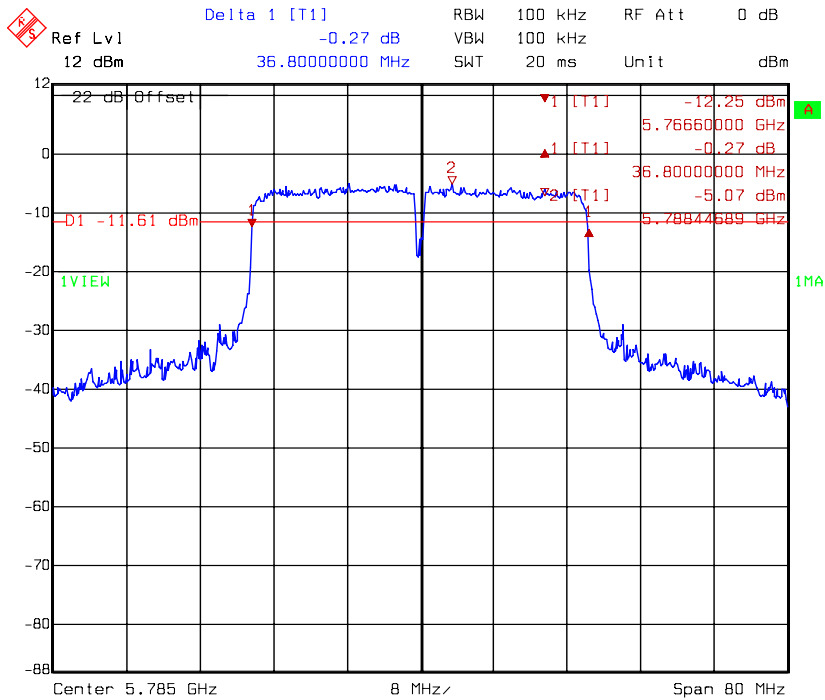
Title: 6dB Band-Width
Comment A: CH 165 at 802.11n 20MHz mode DAC1
Date: 24.NOV.2009 13:44:25

Chain 1: 6dB Bandwidth @ 802.11n (HT40) mode channel 153



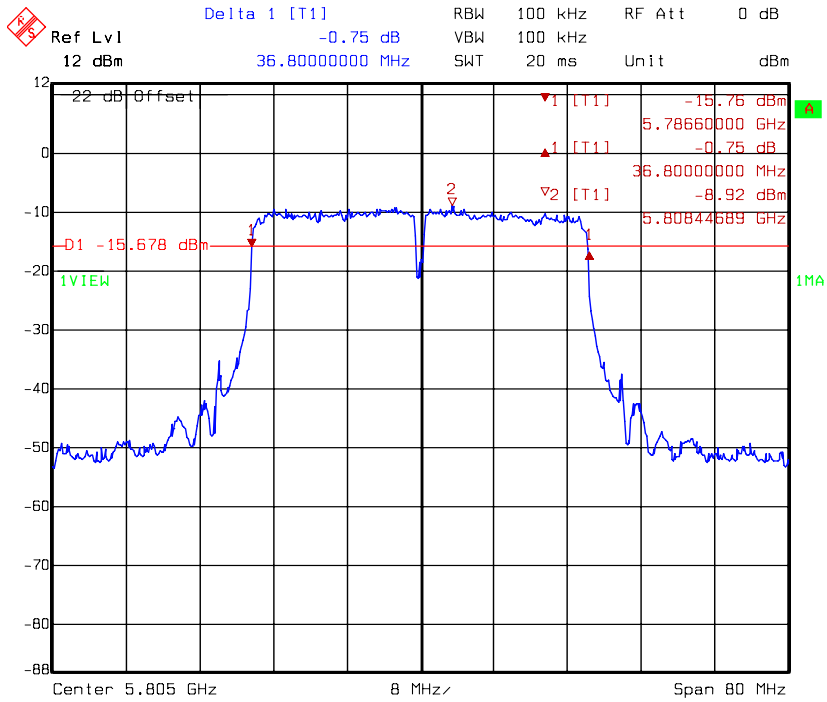
Title: 6dB Band-Width
Comment A: CH 153 at 802.11n 40MHz mode DAC1
Date: 24.NOV.2009 13:48:59

Chain 1: 6dB Bandwidth @ 802.11n (HT40) mode channel 157



Title: 6dB Band-Width
Comment A: CH 157 at 802.11n 40MHz mode DAC1
Date: 24.NOV.2009 13:55:01

Chain 1: 6dB Bandwidth @ 802.11n (HT40) mode channel 161



Title: 6dB Band-Width
 Comment A: CH 161 at 802.11n 40MHz mode DAC1
 Date: 24.NOV.2009 13:59:34

4. 99% Occupied Bandwidth

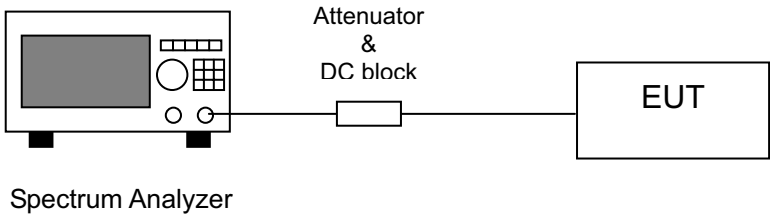
Name of Test	99% Occupied Bandwidth
Base Standard	None; for reporting purposes only

Test Result: Complies
Measurement Data: See Table & plots below

Method of Measurement:
Reference FCC document: KDB558074

A portion of the transmitted signal is coupled to a Spectrum Analyzer with a resolution bandwidth of at least 1 % of the bandwidth of the transmitted signal. The resolution bandwidth is chosen so as not to reduce the peak level of the measured waveform. The appropriate bandwidth mask is applied to the output waveform to verify compliance.

Test Diagram:



Note: The EUT was tested while in a continuous transmission mode and the worst case data rates are 1 Mbps for 802.11b, 6 Mbps for 802.11g, 6 Mbps for 802.11a, 6.5 Mbps for 802.11n (HT 20) and 13.5 Mbps for 802.11n (HT 40). The EUT was tuned to a low, middle and high channel.

99% Occupied Bandwidth

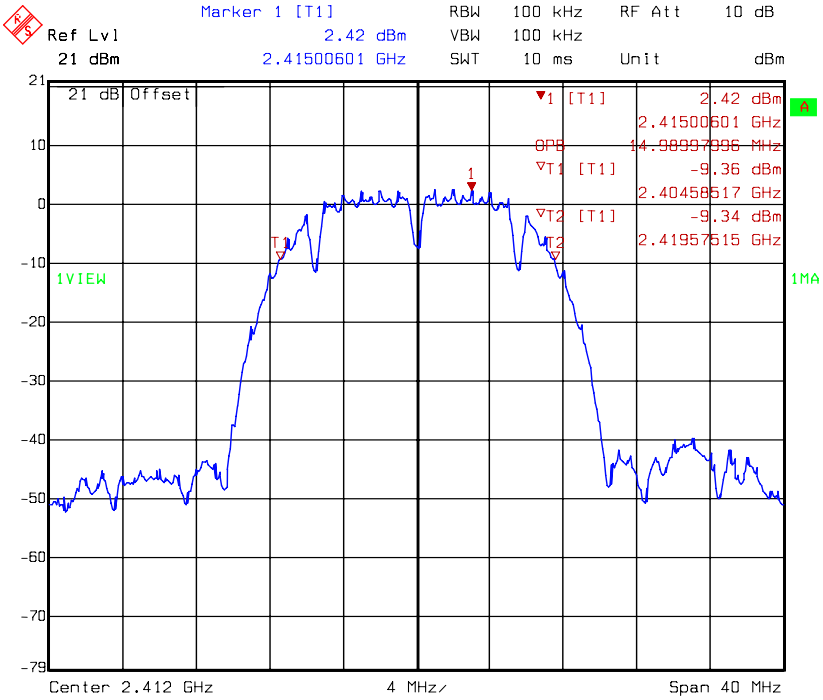
Single TX

Mode	Channel	Frequency (MHz)	Data rate (Mbps)	99% Bandwidth (MHz)
802.11b	1	2412	1	14.99
	6	2437		14.99
	11	2462		14.99

2TX

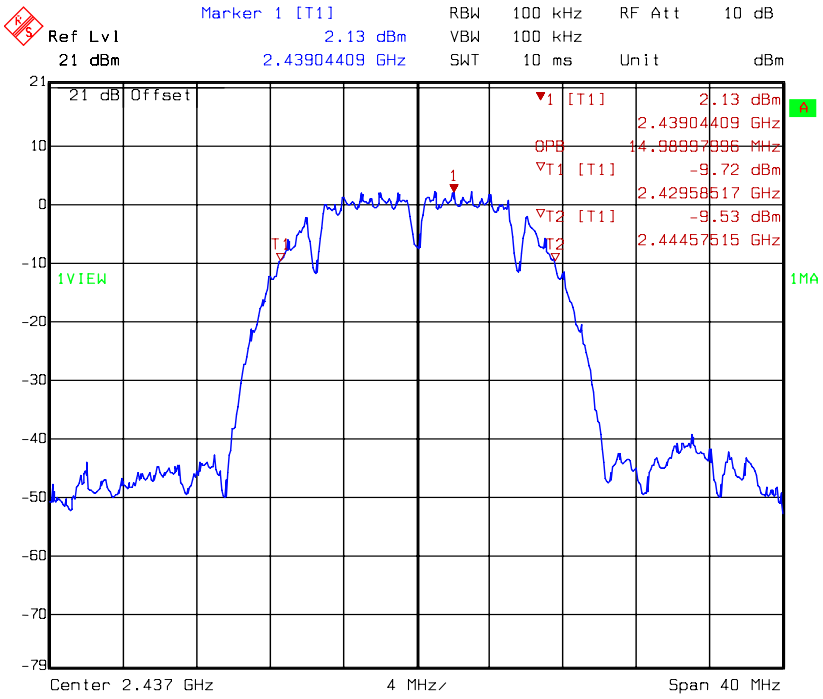
Mode	Channel	Frequency (MHz)	Data rate (Mbps)	99% Bandwidth (MHz)	
				DAC0	DAC1
802.11g	1	2412	6	16.51	16.59
	6	2437		16.51	16.43
	11	2462		16.59	16.51
802.11n (HT 20)	1	2412	6.5	17.64	17.64
	6	2437		17.64	17.64
	11	2462		17.64	17.64
802.11n (HT 40)	3	2422	13.5	36.07	36.07
	6	2437		36.23	36.07
	9	2452		36.07	36.07
802.11a	149	5745	6	16.51	16.59
	157	5785		16.51	16.51
	165	5825		16.51	16.51
802.11n (HT 20)	149	5745	6.5	17.56	17.64
	157	5785		17.72	17.72
	165	5825		17.56	17.64
802.11n (HT 40)	153	5765	13.5	36.07	36.07
	157	5785		36.07	36.23
	161	5805		36.07	36.23

Chain 0: 99% Occupied Bandwidth @ 802.11b mode channel 1



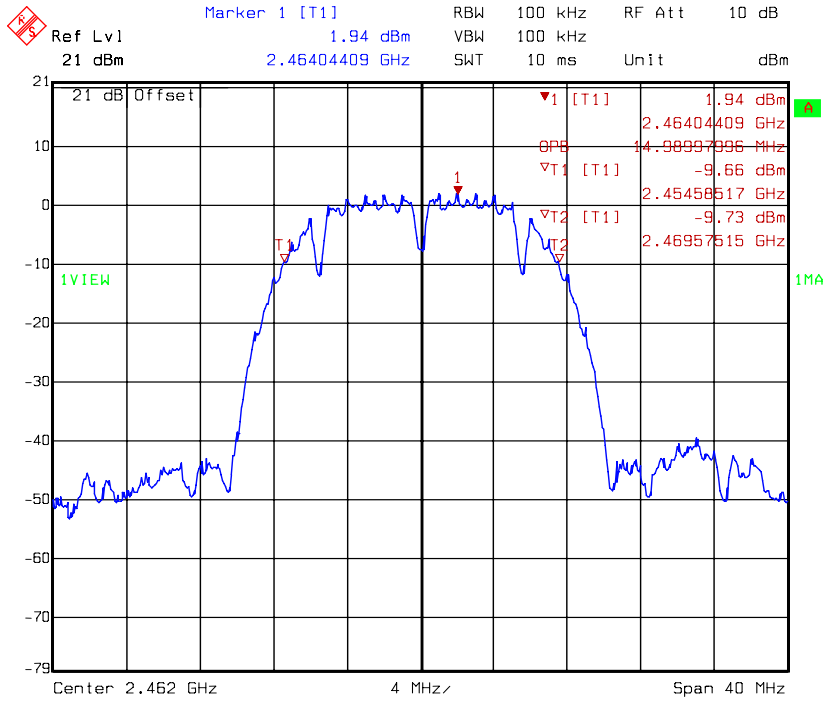
Title: Occupied Band-Width
 Comment A: CH 1 at 802.11b mode DAC0
 Date: 24.NOV.2009 09:57:49

Chain 0: 99% Occupied Bandwidth @ 802.11b mode channel 6



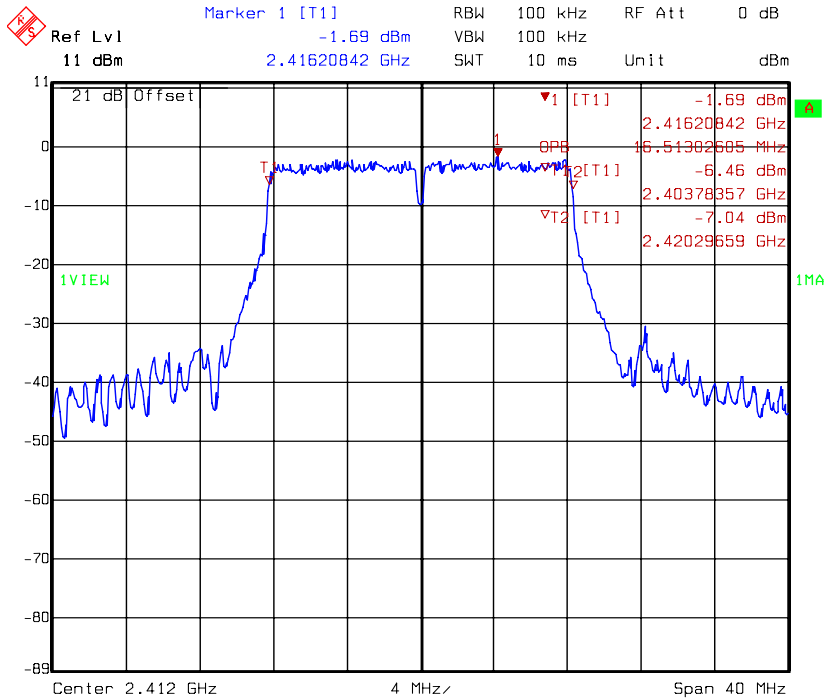
Title: Occupied Band-Width
 Comment A: CH 6 at 802.11b mode DAC0
 Date: 24.NOV.2009 10:00:56

Chain 0: 99% Occupied Bandwidth @ 802.11b mode channel 11



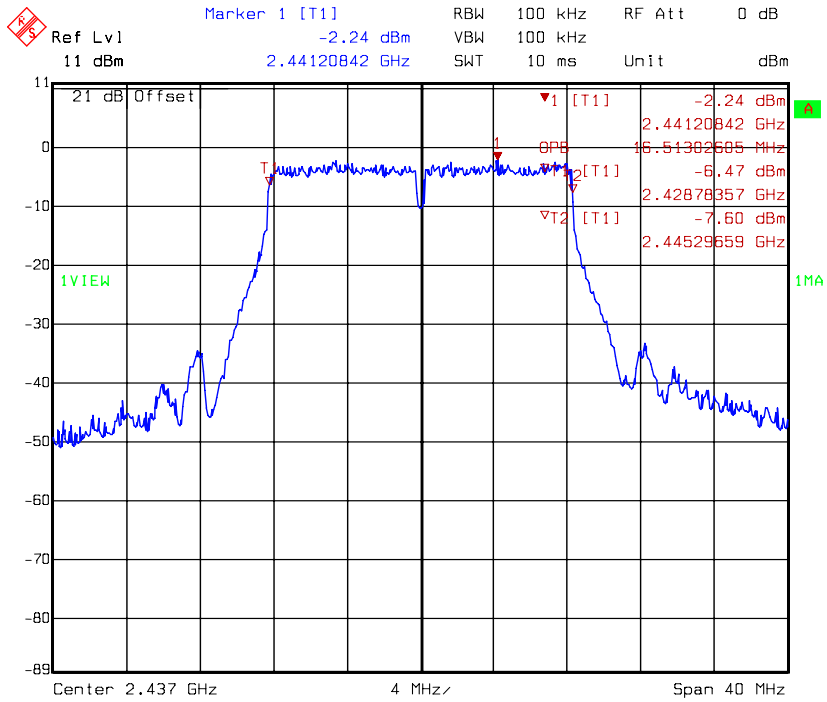
Title: Occupied Band-Width
 Comment A: CH 11 at 802.11b mode DAC0
 Date: 24.NOV.2009 10:05:37

Chain 0: 99% Occupied Bandwidth @ 802.11g mode channel 1



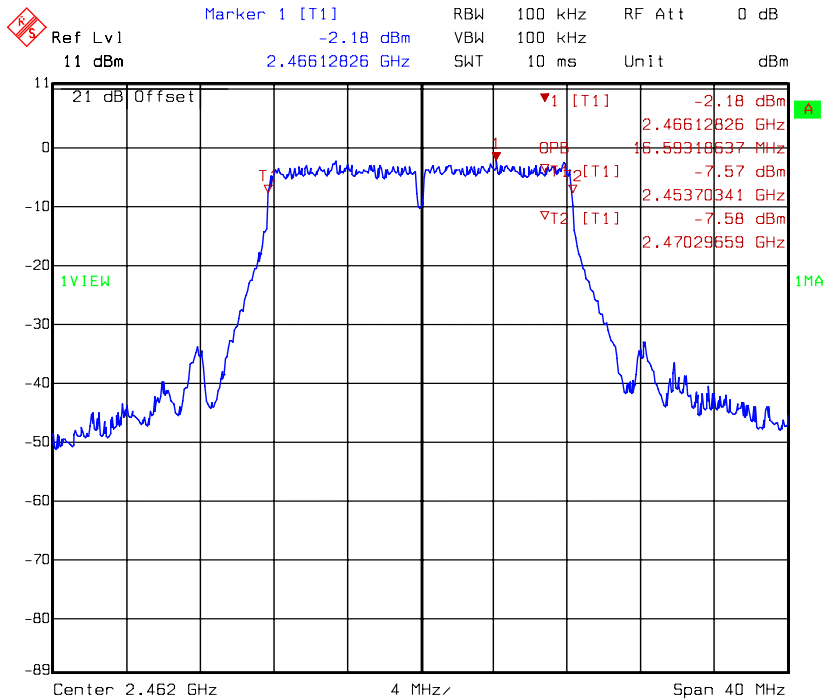
Title: Occupied Band-Width
 Comment A: CH 1 at 802.11g mode DAC0
 Date: 24.NOV.2009 10:09:11

Chain 0: 99% Occupied Bandwidth @ 802.11g mode channel 6



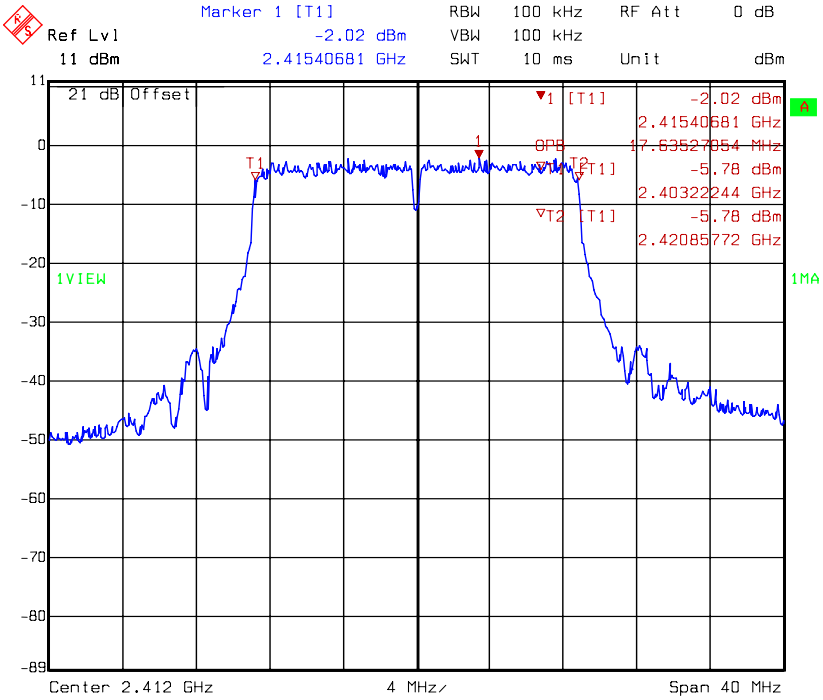
Title: Occupied Band-Width
Comment A: CH 6 at 802.11g mode DAC0
Date: 24.NOV.2009 10:38:29

Chain 0: 99% Occupied Bandwidth @ 802.11g mode channel 11



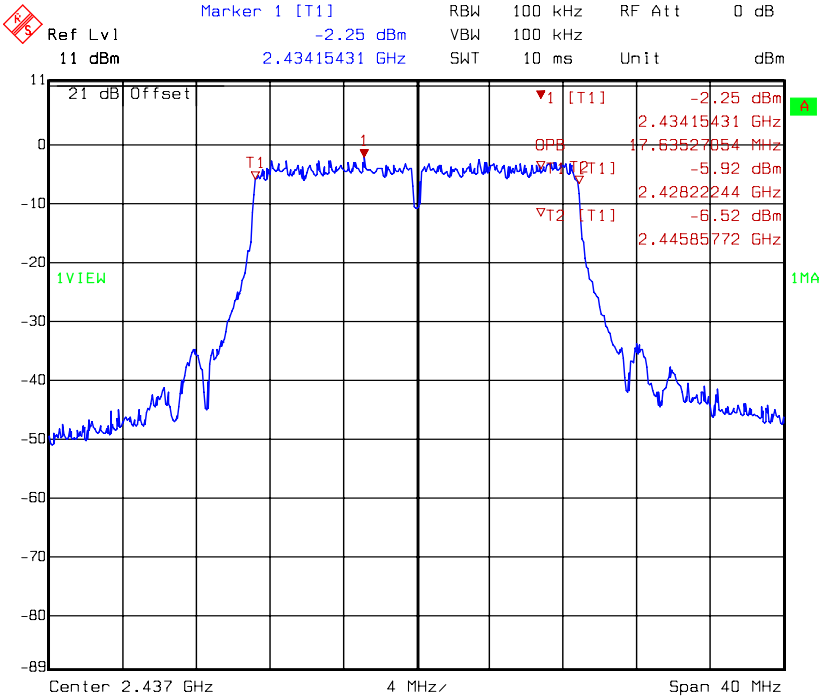
Title: Occupied Band-Width
Comment A: CH 11 at 802.11g mode DAC0
Date: 24.NOV.2009 10:42:16

Chain 0: 99% Occupied Bandwidth @ 802.11n (HT20) mode channel 1



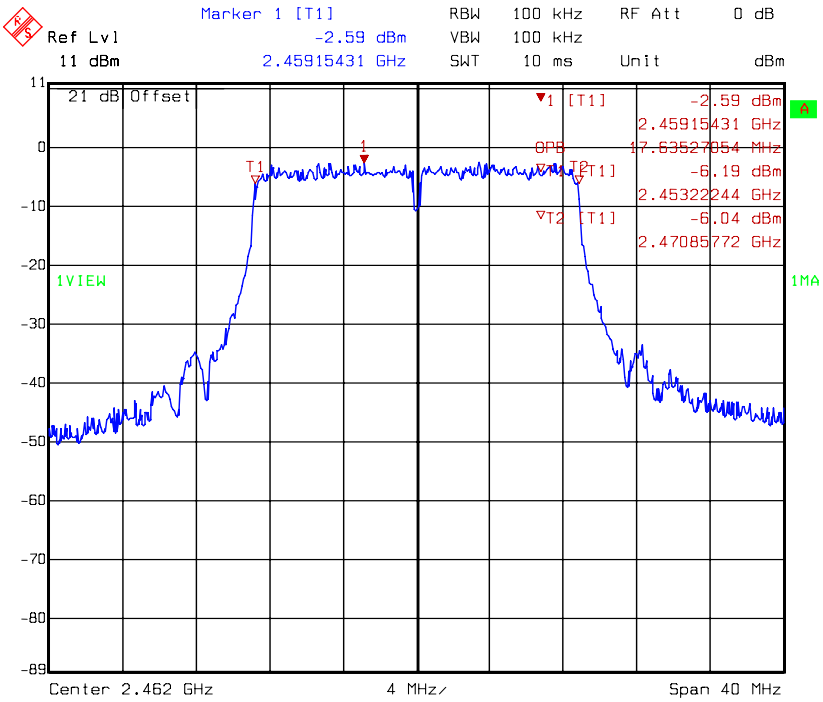
Title: Occupied Band-Width
 Comment A: CH 1 at 802.11n 20MHz mode DAC0
 Date: 24.NOV.2009 10:46:09

Chain 0: 99% Occupied Bandwidth @ 802.11n (HT20) mode channel 6



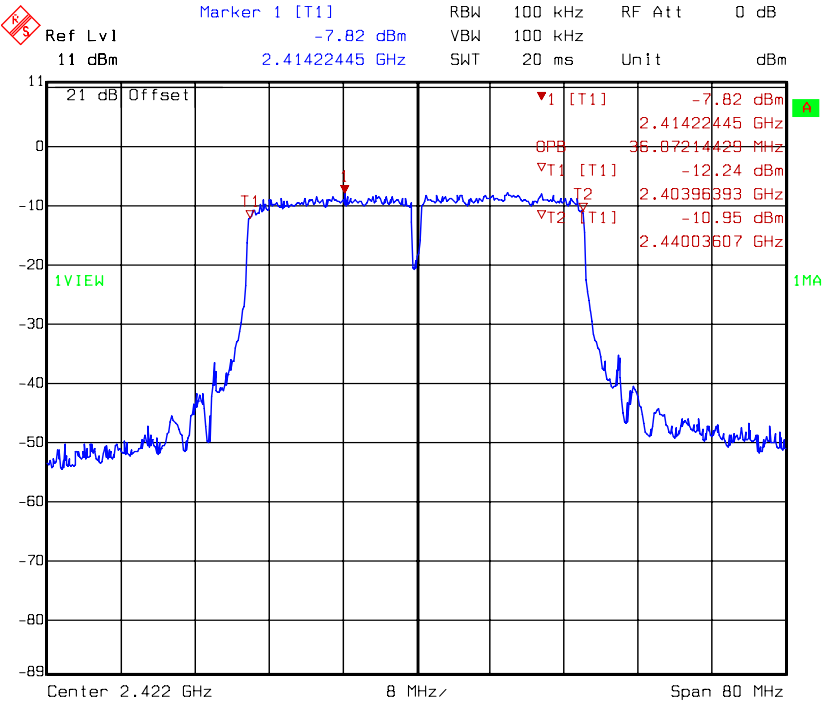
Title: Occupied Band-Width
 Comment A: CH 6 at 802.11n 20MHz mode DAC0
 Date: 24.NOV.2009 10:49:54

Chain 0: 99% Occupied Bandwidth @ 802.11n (HT20) mode channel 11



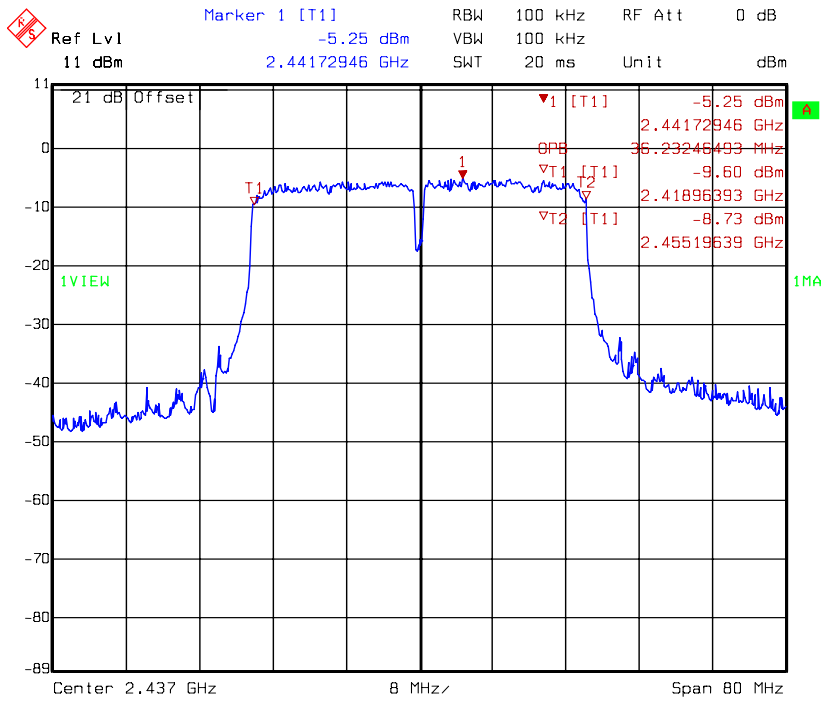
Title: Occupied Band-Width
 Comment A: CH 11 at 802.11n 20MHz mode DAC0
 Date: 24.NOV.2009 10:53:03

Chain 0: 99% Occupied Bandwidth @ 802.11n (HT40) mode channel 3



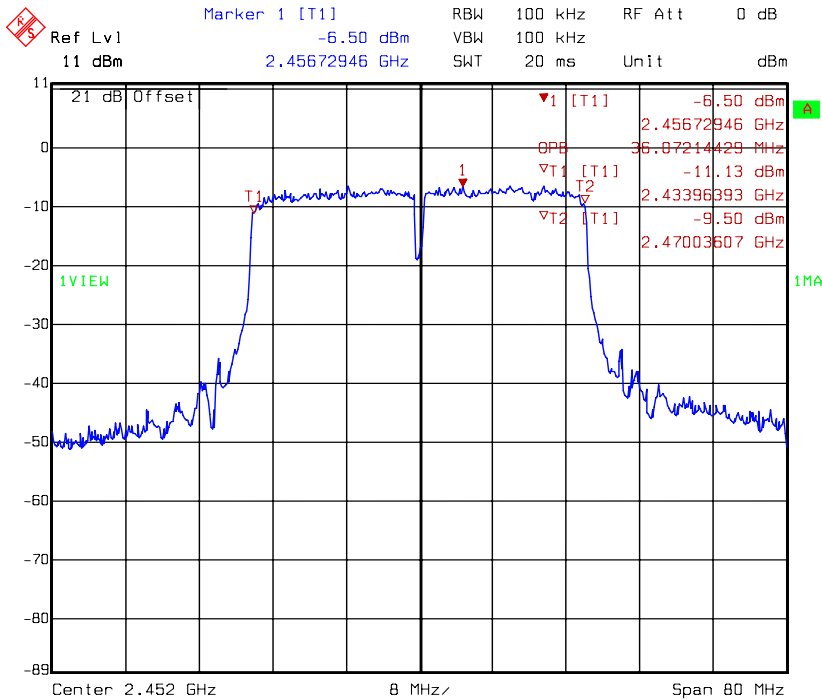
Title: Occupied Band-Width
 Comment A: CH 3 at 802.11n 40MHz mode DAC0
 Date: 24.NOV.2009 10:56:30

Chain 0: 99% Occupied Bandwidth @ 802.11n (HT40) mode channel 6



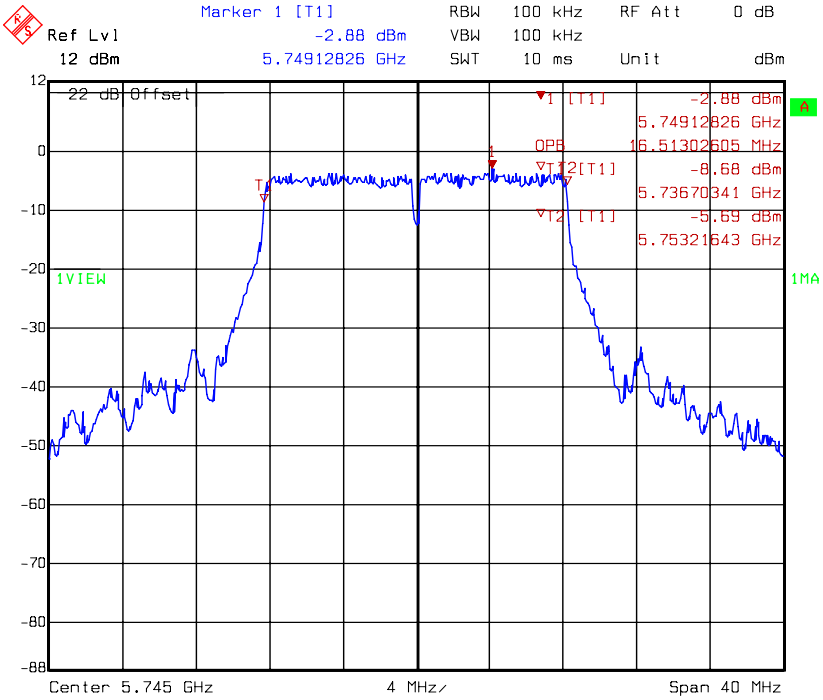
Title: Occupied Band-Width
Comment A: CH 6 at 802.11n 40MHz mode DAC0
Date: 24.NOV.2009 10:59:17

Chain 0: 99% Occupied Bandwidth @ 802.11n (HT40) mode channel 9



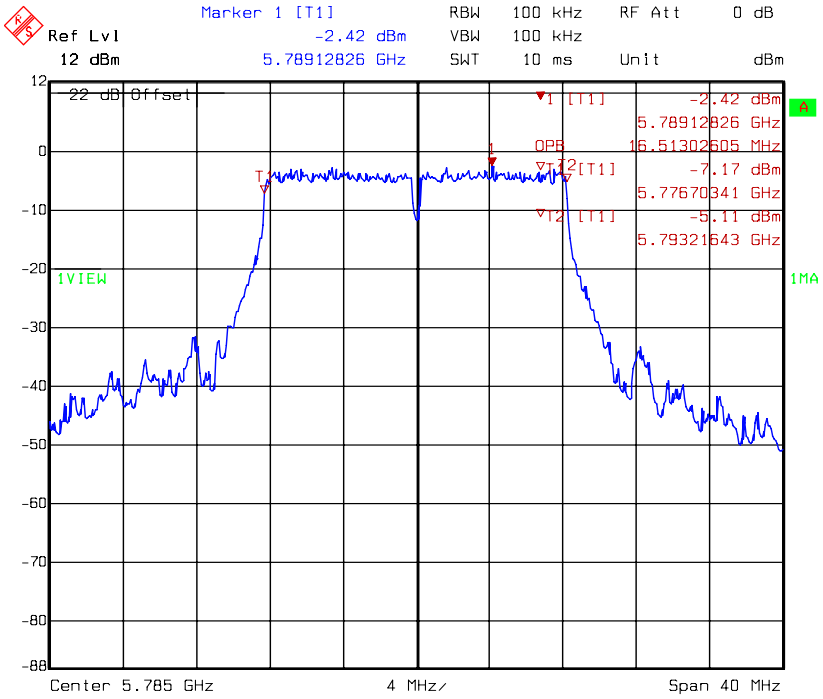
Title: Occupied Band-Width
Comment A: CH 9 at 802.11n 40MHz mode DAC0
Date: 24.NOV.2009 11:03:07

Chain 0: 99% Occupied Bandwidth @ 802.11a mode channel 149



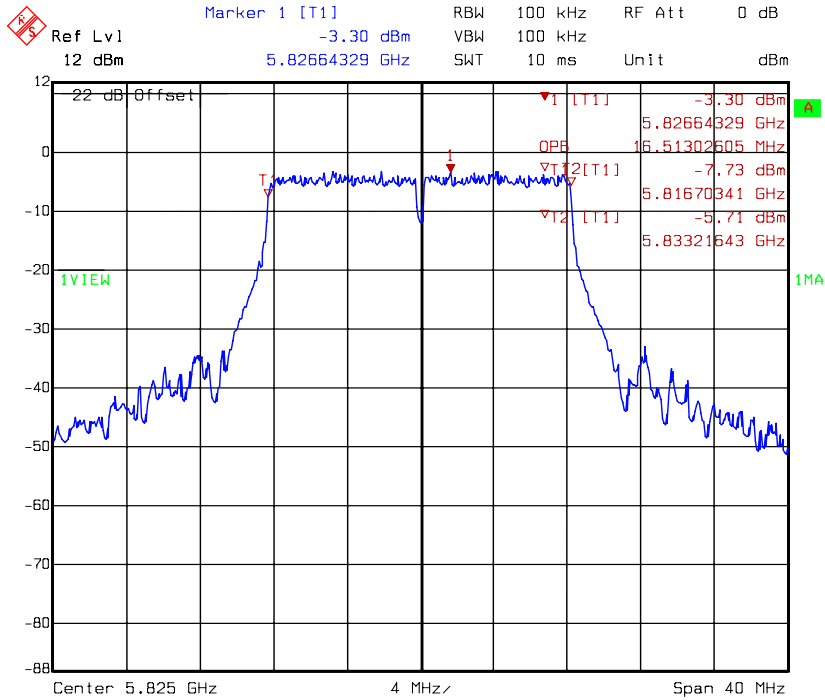
Title: Occupied Band-Width
 Comment A: CH 149 at 802.11a mode DAC0
 Date: 24.NOV.2009 14:45:04

Chain 0: 99% Occupied Bandwidth @ 802.11a mode channel 157



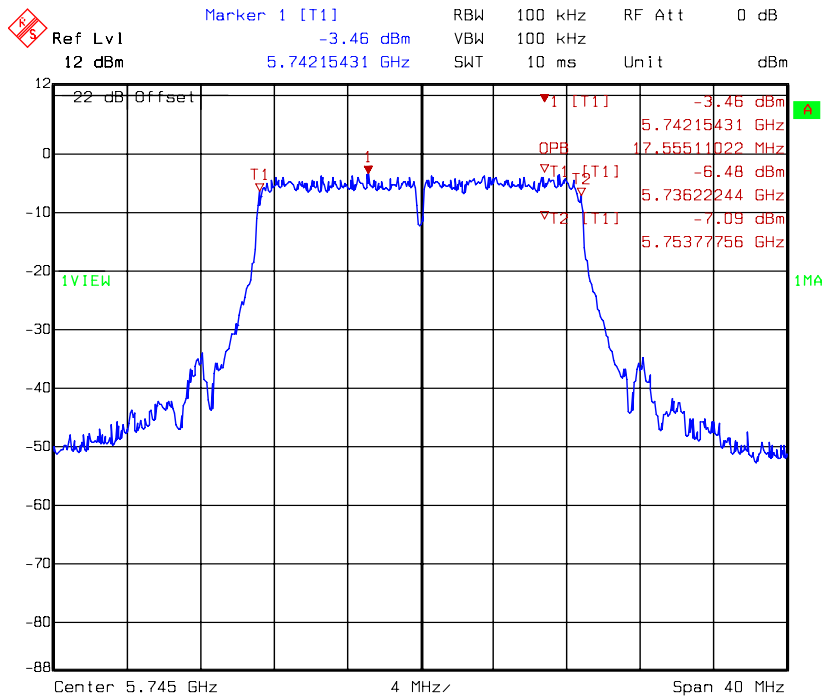
Title: Occupied Band-Width
 Comment A: CH 157 at 802.11a mode DAC0
 Date: 24.NOV.2009 14:48:12

Chain 0: 99% Occupied Bandwidth @ 802.11a mode channel 165



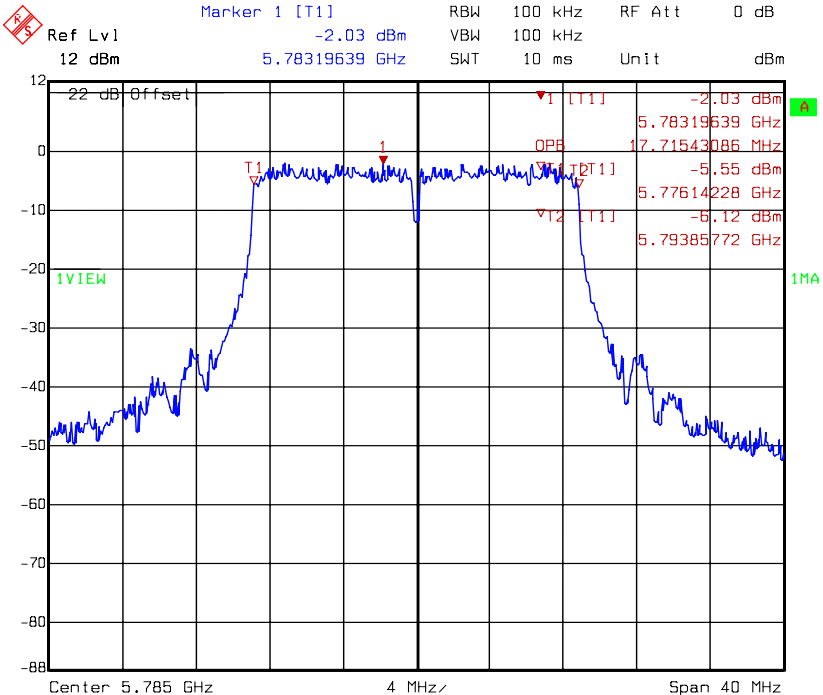
Title: Occupied Band-Width
Comment A: CH 165 at 802.11a mode DACO
Date: 24.NOV.2009 14:57:19

Chain 0: 99% Occupied Bandwidth @ 802.11n (HT20) mode channel 149



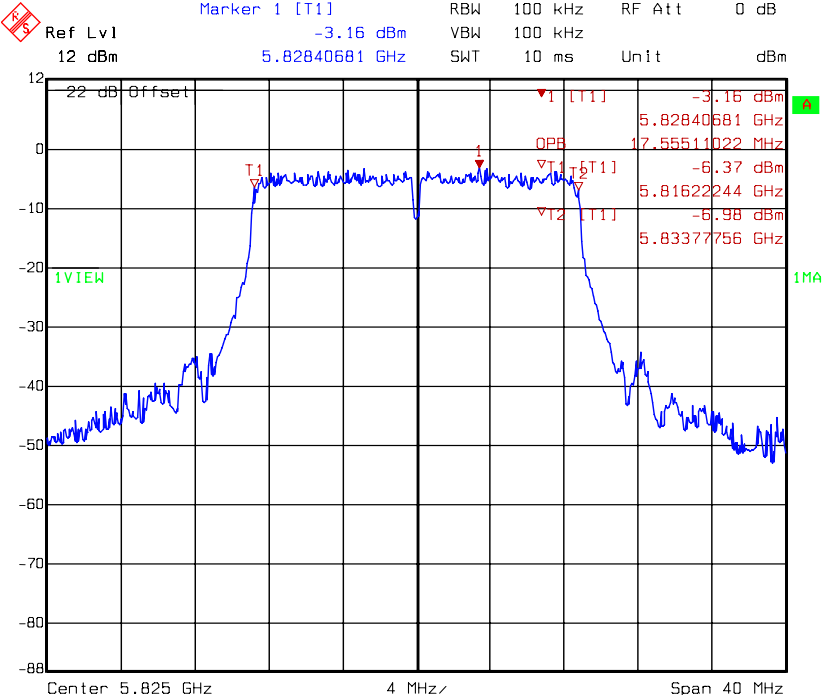
Title: Occupied Band-Width
Comment A: CH 149 at 802.11n 20MHz mode DACO
Date: 24.NOV.2009 14:36:11

Chain 0: 99% Occupied Bandwidth @ 802.11n (HT20) mode channel 157



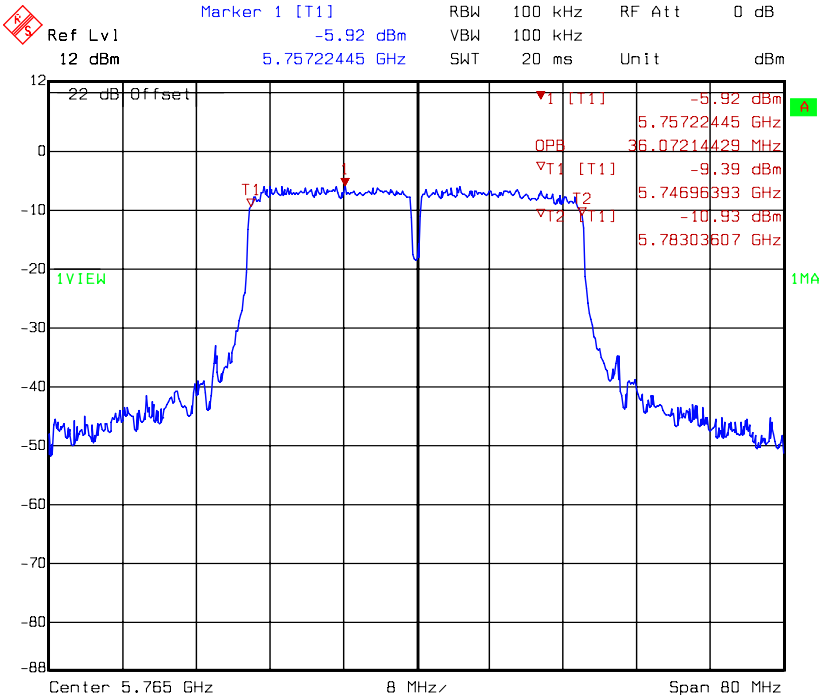
Title: Occupied Band-Width
 Comment A: CH 157 at 802.11n 20MHz mode DAC0
 Date: 24.NOV.2009 14:40:50

Chain 0: 99% Occupied Bandwidth @ 802.11n (HT20) mode channel 165



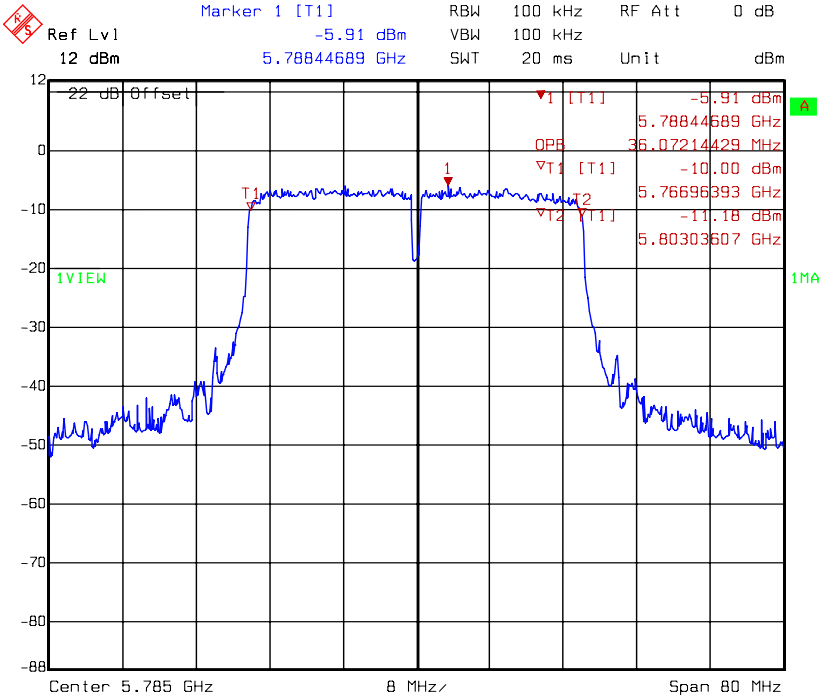
Title: Occupied Band-Width
 Comment A: CH 165 at 802.11n 20MHz mode DAC0
 Date: 24.NOV.2009 14:30:23

Chain 0: 99% Occupied Bandwidth @ 802.11n (HT40) mode channel 153



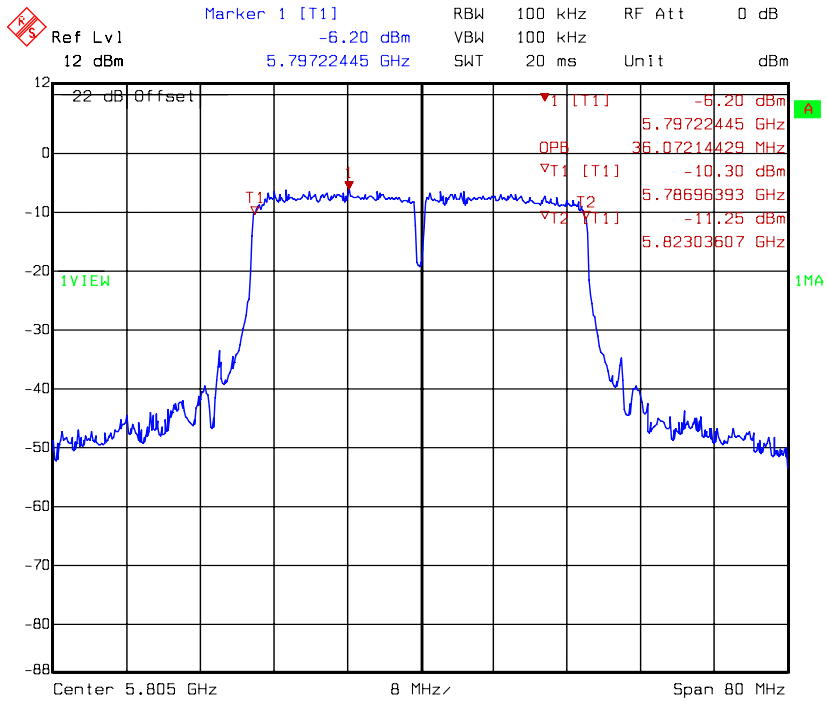
Title: Occupied Band-Width
 Comment A: CH 153 at 802.11n 40MHz mode DAC0
 Date: 24.NOV.2009 14:08:26

Chain 0: 99% Occupied Bandwidth @ 802.11n (HT40) mode channel 157



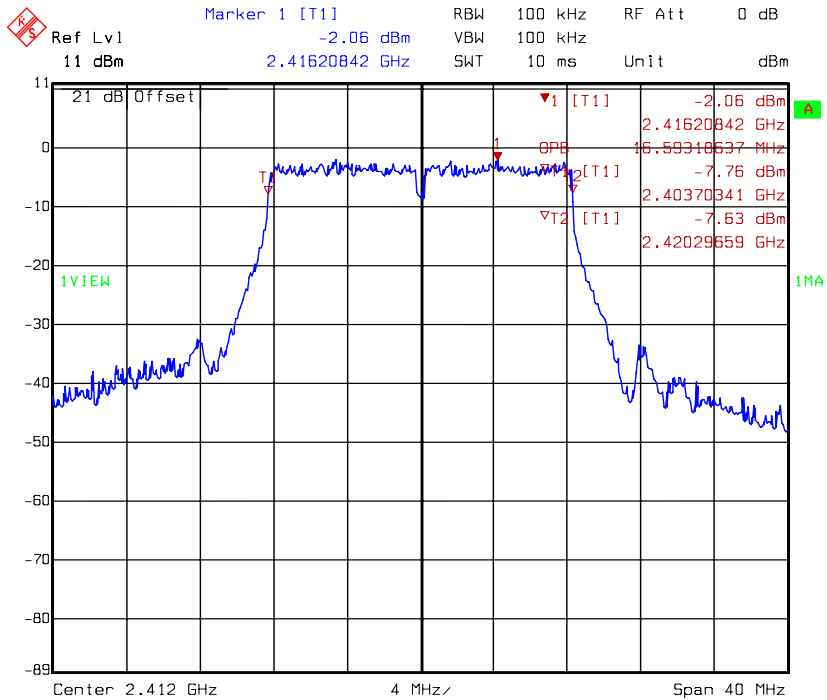
Title: Occupied Band-Width
 Comment A: CH 157 at 802.11n 40MHz mode DAC0
 Date: 24.NOV.2009 14:12:29

Chain 0: 99% Occupied Bandwidth @ 802.11n (HT40) mode channel 161



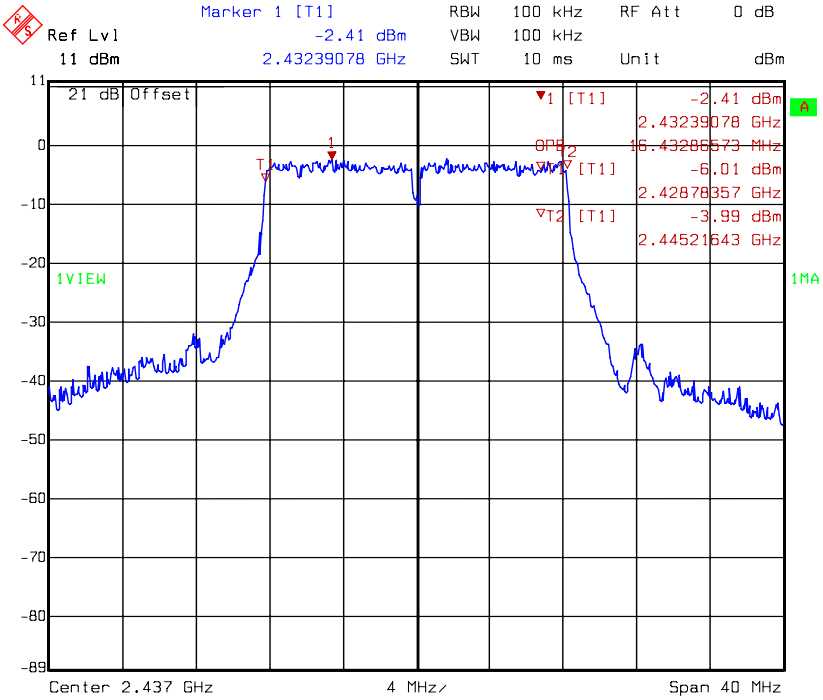
Title: Occupied Band-Width
Comment A: CH 161 at 802.11n 40MHz mode DAC0
Date: 24.NOV.2009 14:15:31

Chain 1: 99% Occupied Bandwidth @ 802.11g mode channel 1



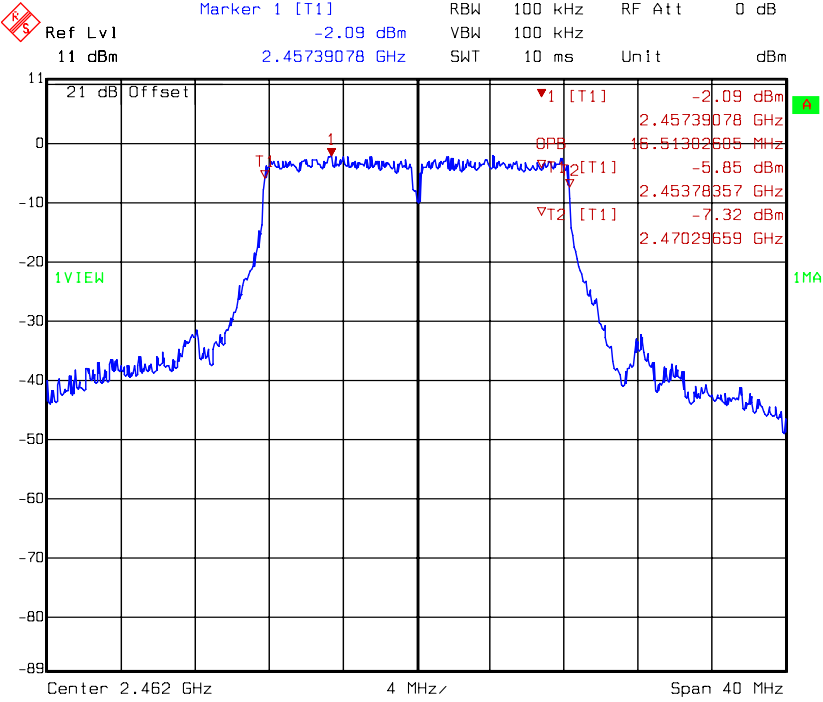
Title: Occupied Band-Width
Comment A: CH 1 at 802.11g mode DAC1
Date: 24.NOV.2009 11:08:27

Chain 1: 99% Occupied Bandwidth @ 802.11g mode channel 6



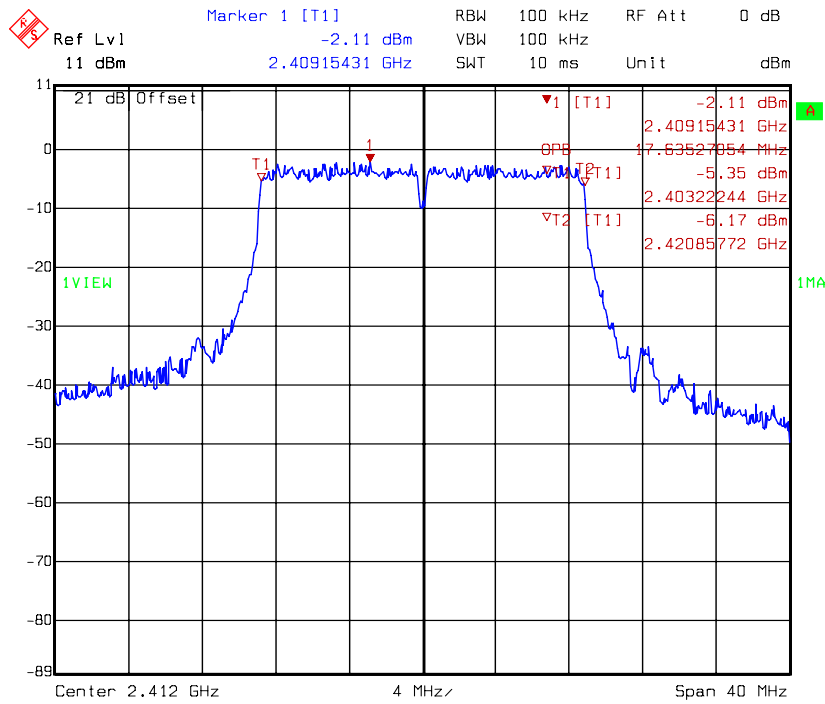
Title: Occupied Band-Width
 Comment A: CH 6 at 802.11g mode DAC1
 Date: 24.NOV.2009 11:11:16

Chain 1: 99% Occupied Bandwidth @ 802.11g mode channel 11



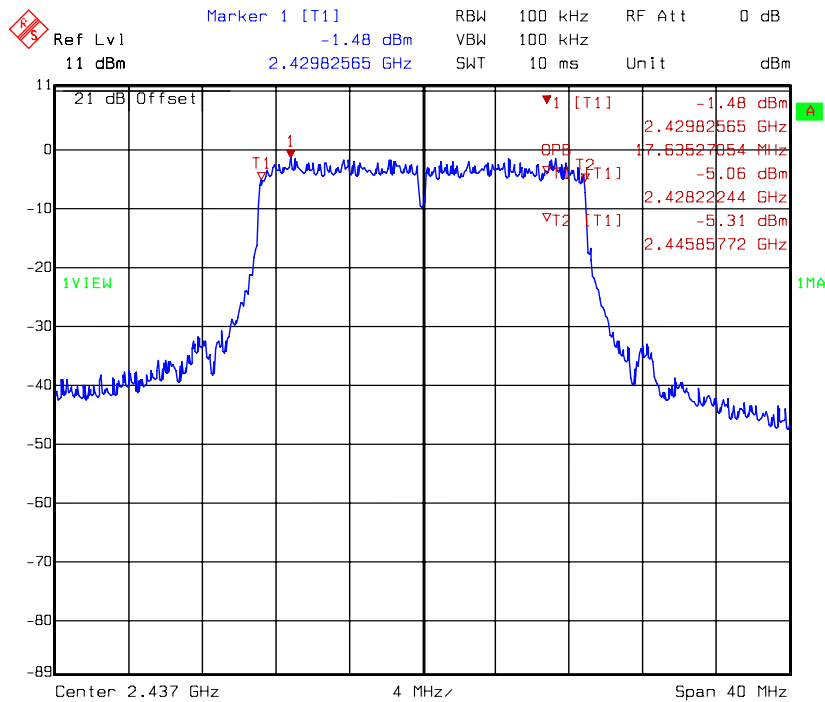
Title: Occupied Band-Width
 Comment A: CH 11 at 802.11g mode DAC1
 Date: 24.NOV.2009 11:14:02

Chain 1: 99% Occupied Bandwidth @ 802.11n (HT20) mode channel 1



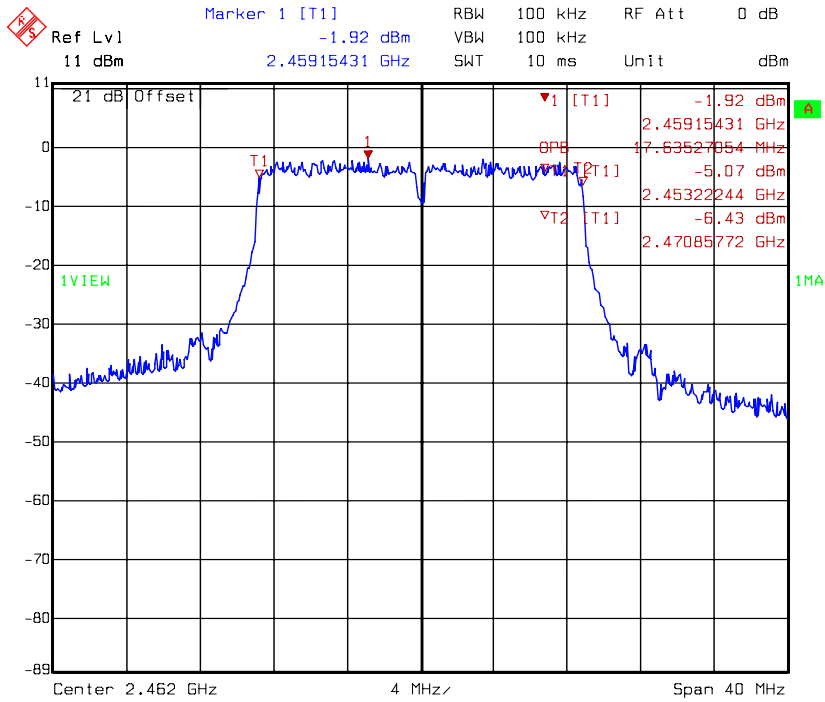
Title: Occupied Band-Width
Comment A: CH 1 at 802.11n 20MHz mode DAC1
Date: 24.NOV.2009 11:20:45

Chain 1: 99% Occupied Bandwidth @ 802.11n (HT20) mode channel 6



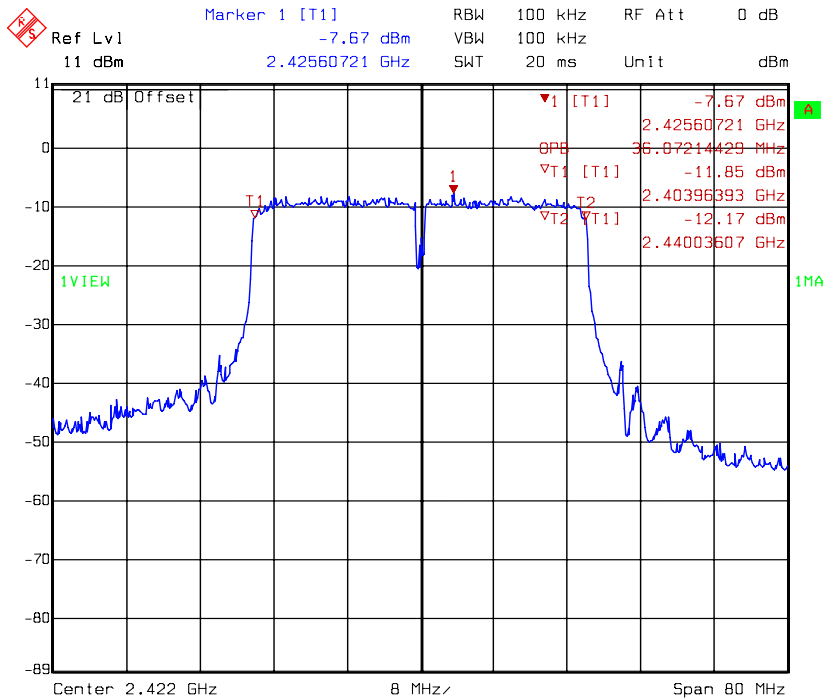
Title: Occupied Band-Width
Comment A: CH 6 at 802.11n 20MHz mode DAC1
Date: 24.NOV.2009 11:23:55

Chain 1: 99% Occupied Bandwidth @ 802.11n (HT20) mode channel 11



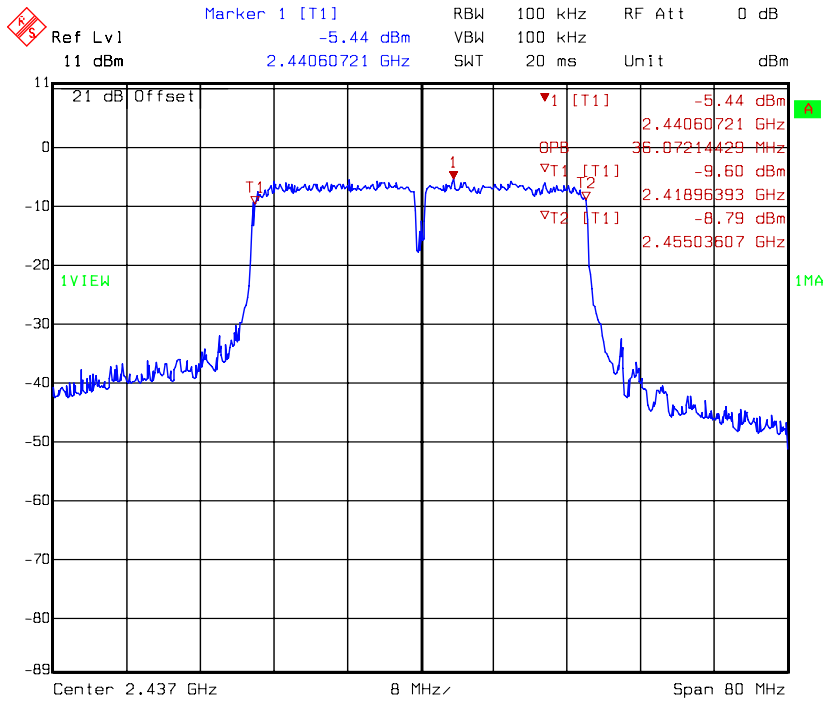
Title: Occupied Band-Width
Comment A: CH 11 at 802.11n 20MHz mode DAC1
Date: 24.NOV.2009 11:27:46

Chain 1: 99% Occupied Bandwidth @ 802.11n (HT40) mode channel 3



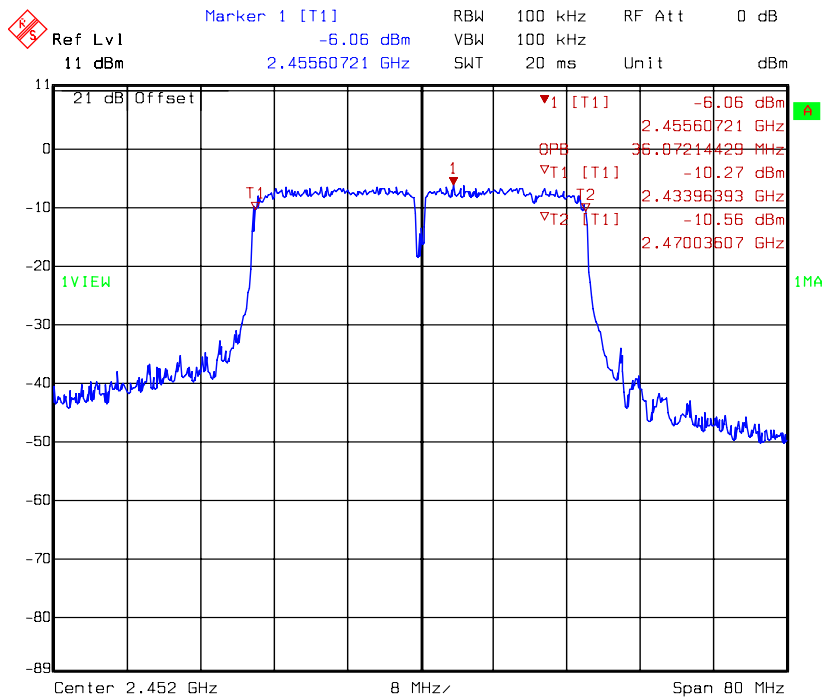
Title: Occupied Band-Width
Comment A: CH 3 at 802.11n 40MHz mode DAC1
Date: 24.NOV.2009 11:31:33

Chain 1: 99% Occupied Bandwidth @ 802.11n (HT40) mode channel 6



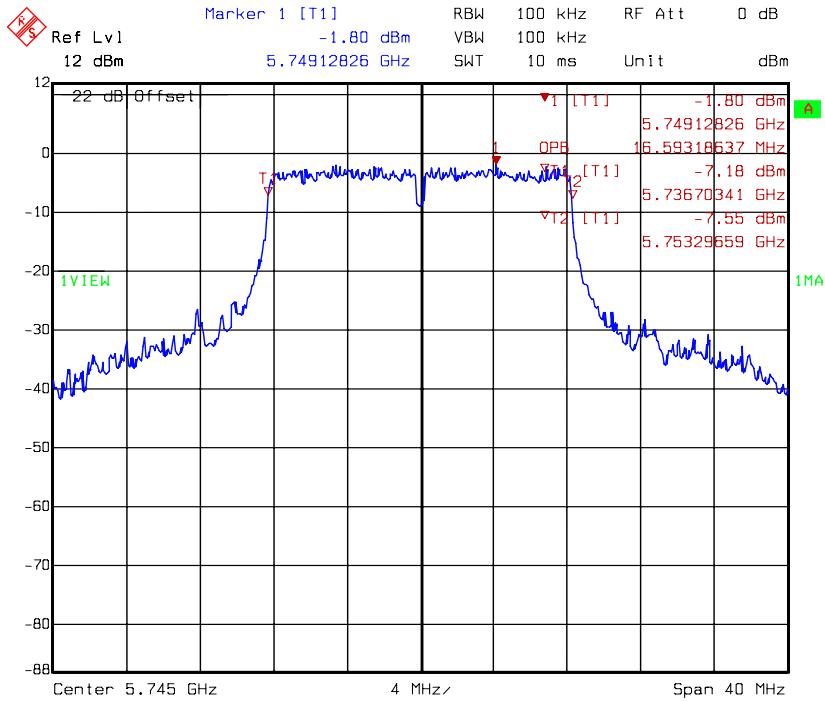
Title: Occupied Band-Width
Comment A: CH 6 at 802.11n 40MHz mode DAC1
Date: 24.NOV.2009 11:35:08

Chain 1: 99% Occupied Bandwidth @ 802.11n (HT40) mode channel 9



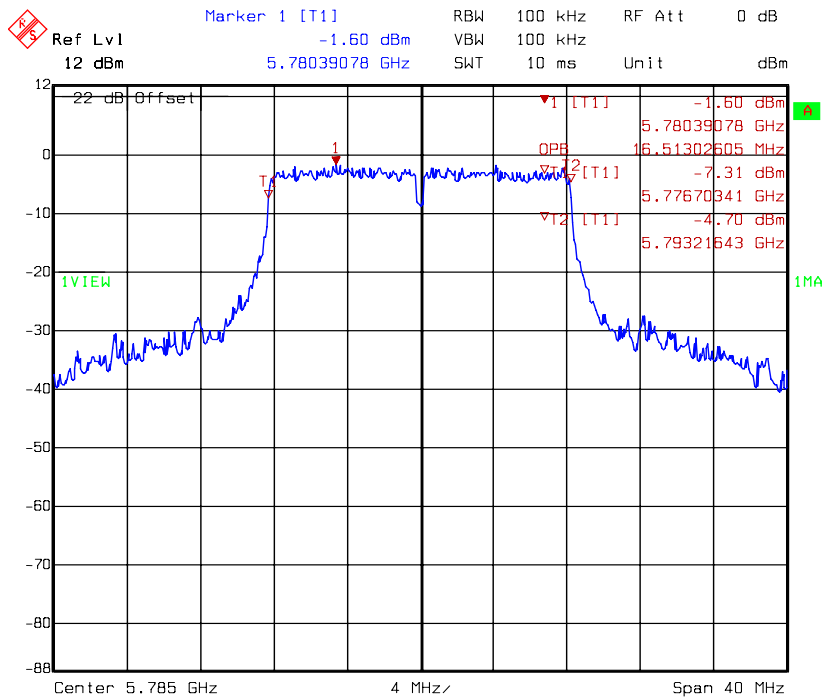
Title: Occupied Band-Width
Comment A: CH 9 at 802.11n 40MHz mode DAC1
Date: 24.NOV.2009 11:37:55

Chain 1: 99% Occupied Bandwidth @ 802.11a mode channel 149



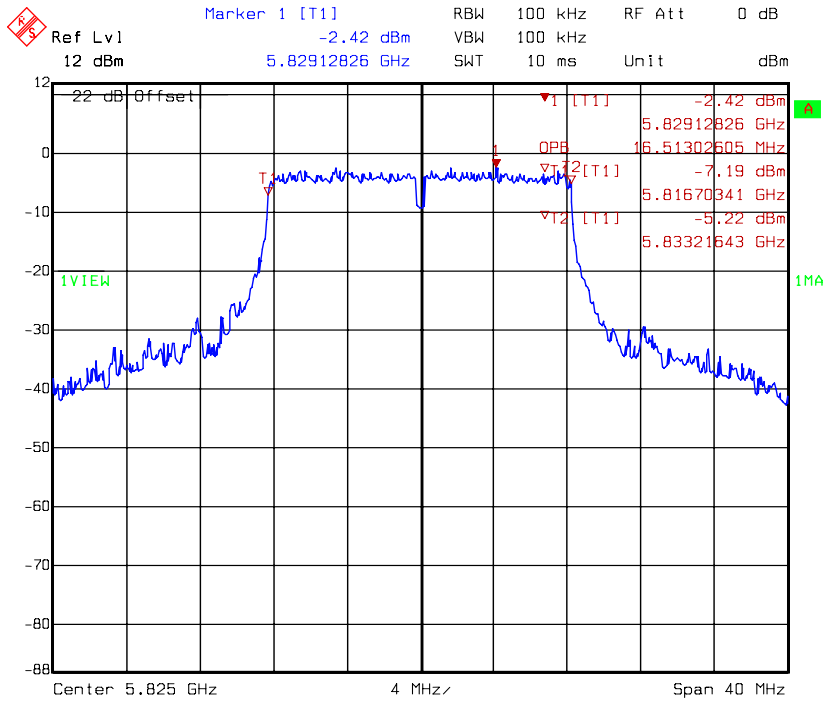
Title: Occupied Band-Width
Comment A: CH 149 at 802.11a mode DAC1
Date: 24.NOV.2009 11:51:47

Chain 1: 99% Occupied Bandwidth @ 802.11a mode channel 157



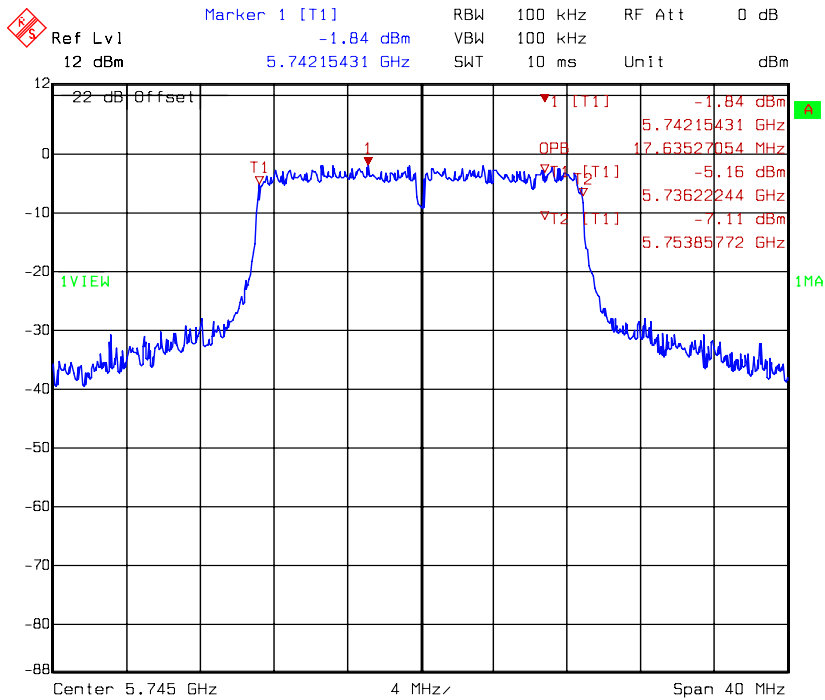
Title: Occupied Band-Width
Comment A: CH 157 at 802.11a mode DAC1
Date: 24.NOV.2009 12:07:09

Chain 1: 99% Occupied Bandwidth @ 802.11a mode channel 165



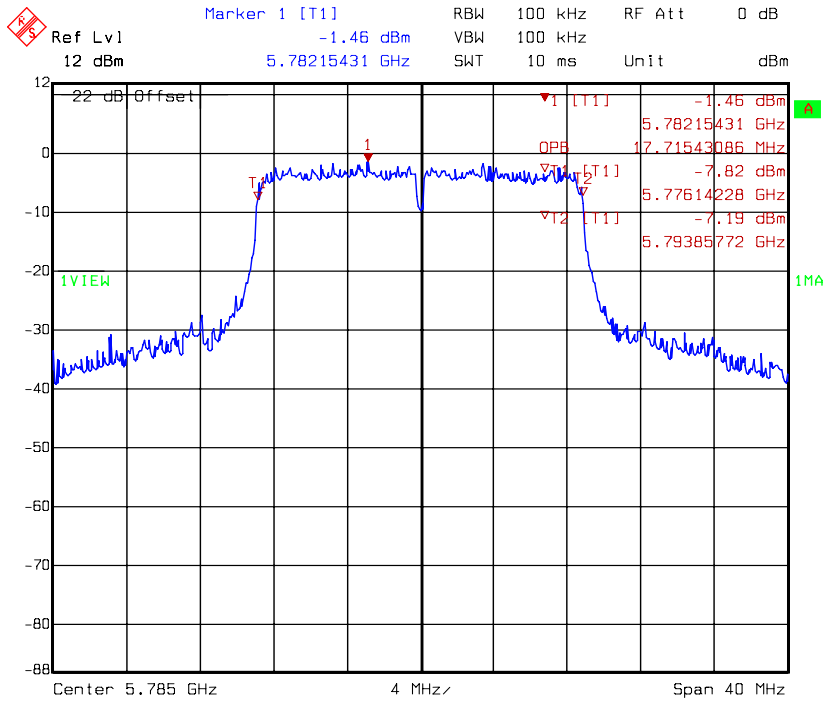
Title: Occupied Band-Width
Comment A: CH 165 at 802.11a mode DAC1
Date: 24.NOV.2009 12:10:52

Chain 1: 99% Occupied Bandwidth @ 802.11n (HT20) mode channel 149



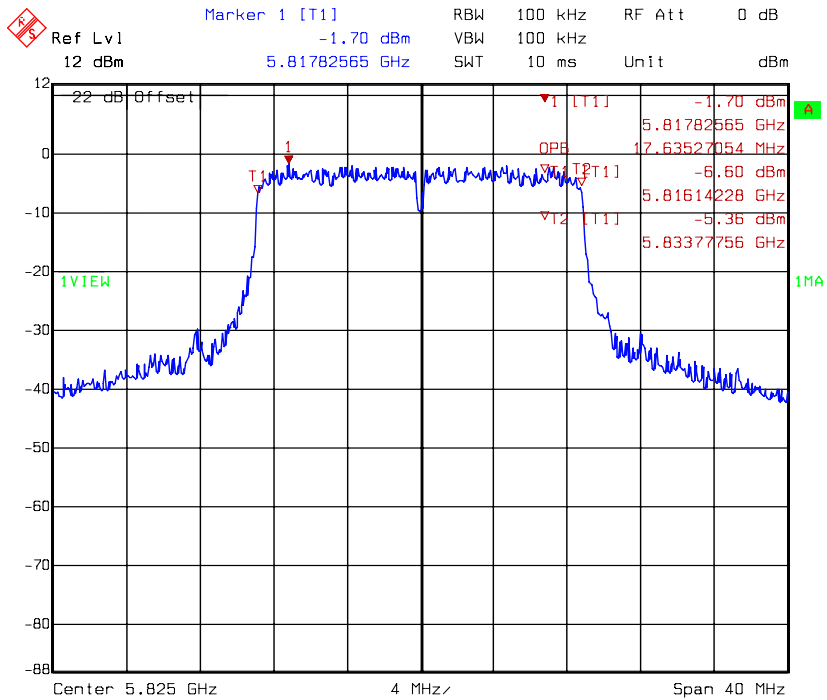
Title: Occupied Band-Width
Comment A: CH 149 at 802.11n 20MHz mode DAC1
Date: 24.NOV.2009 13:39:01

Chain 1: 99% Occupied Bandwidth @ 802.11n (HT20) mode channel 157



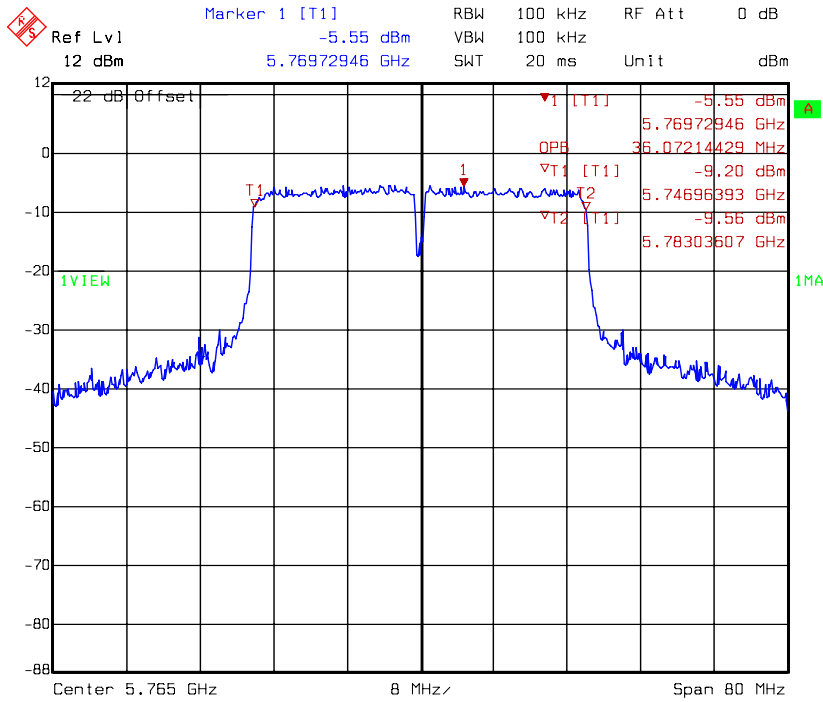
Title: Occupied Band-Width
Comment A: CH 157 at 802.11n 20MHz mode DAC1
Date: 24.NOV.2009 13:42:14

Chain 1: 99% Occupied Bandwidth @ 802.11n (HT20) mode channel 165



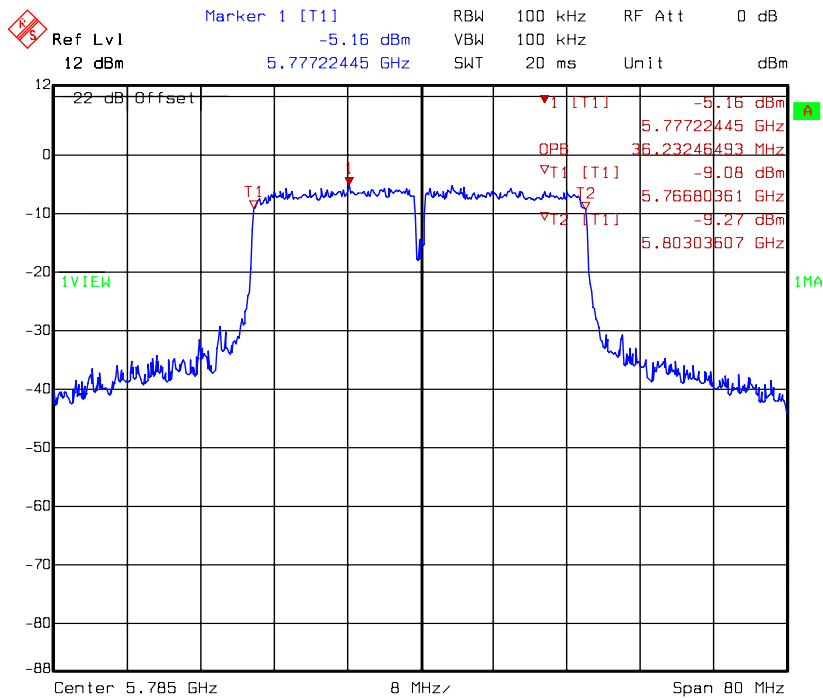
Title: Occupied Band-Width
Comment A: CH 165 at 802.11n 20MHz mode DAC1
Date: 24.NOV.2009 13:46:14

Chain 1: 99% Occupied Bandwidth @ 802.11n (HT40) mode channel 153



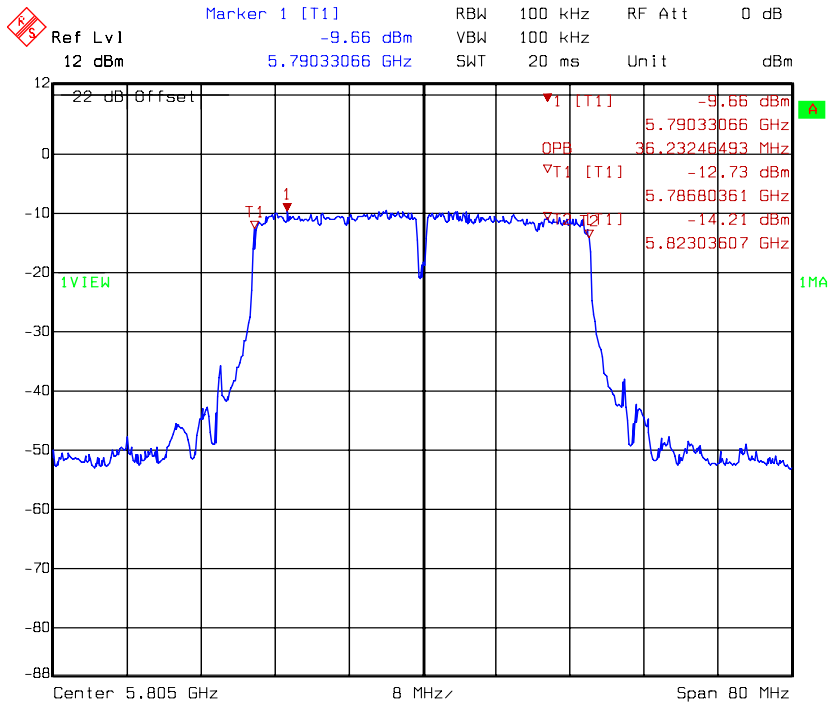
Title: Occupied Band-Width
Comment A: CH 153 at 802.11n 40MHz mode DAC1
Date: 24.NOV.2009 13:50:49

Chain 1: 99% Occupied Bandwidth @ 802.11n (HT40) mode channel 157



Title: Occupied Band-Width
Comment A: CH 157 at 802.11n 40MHz mode DAC1
Date: 24.NOV.2009 13:56:51

Chain 1: 99% Occupied Bandwidth @ 802.11n (HT40) mode channel 161



Title: Occupied Band-Width
Comment A: CH 161 at 802.11n 40MHz mode DAC1
Date: 24.NOV.2009 14:01:24

5. Maximum Output Power

Name of Test	Maximum output power
Base Standard	FCC 15.247(b)

Measurement Uncertainty: ±0.392 dB (k=2)

Test Result: Complies

Measurement Data: See Table below

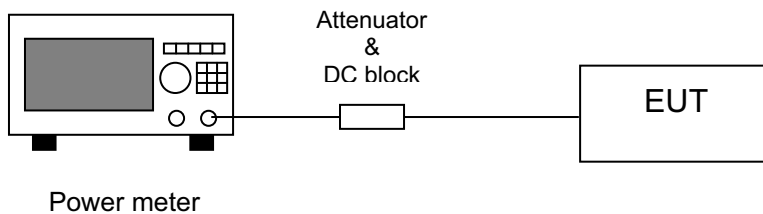
Method of Measurement:

Reference FCC document: KDB558074

The power output was measured on the EUT using a 50 ohm SMA Cable connected to peak power meter via power sensor for below 20MHz bandwidth. For 40MHz bandwidth (HT40 mode), the spectrum analyzer was used.

Power output was measured with the maximum rated input level.

Test Diagram:



Note 1: The EUT was tested while in a continuous transmit mode and the worst case data rates are 1 Mbps data rate for 802.11b, 6 Mbps for 802.11g mode, 6 Mbps data rate for 802.11a mode, 6.5 Mbps data rate for 802.11n (HT20) mode and 13.5 Mbps data rate for 802.11n (HT40) mode. The EUT was tuned to a low, middle and high channel.

Note 2: §15.247 (b) (4) Except as shown in paragraphs (b)(3) (i), (ii) and (iii) of this section, if transmitting antennas of directional gain greater than 6 dBi are used the peak output power from the intentional radiator shall be reduced below the stated values in paragraphs (b)(1) or (b)(2) of this section, as appropriate, by the amount in dB that the directional gain of the antenna exceeds 6 dBi.

Note 3: §15.247 (b) (4) (ii) Systems operating in the 5725–5850 MHz band that are used exclusively for fixed, point-to-point operations may employ transmitting antennas with directional gain greater than 6 dBi without any corresponding reduction in transmitter peak output power.

Maximum output power

Single Tx

Mode	Channel	Data Rate (Mbps)	Output Power (PK) (dBm)	Total Power (PK) (mW)	Limit (dBm)
802.11b	1	1	18.02	63.39	30
	6		17.89	61.52	30
	11		17.76	59.70	30

2Tx

Mode	Channel	Data Rate (Mbps)	Output Power (dBm)		Total Power (PK)		Limit (dBm)
			DAC0	DAC1	mW	dBm	
			PK	PK			
802.11g	1	6	23.04	23.04	402.74	26.05	30
	6		22.89	23.12	399.65	26.02	30
	11		23.09	23.09	407.41	26.10	30
802.11n (HT 20)	1	6.5	22.37	23.06	374.89	25.74	30
	6		22.23	23.02	367.56	25.65	30
	11		22.98	22.48	375.62	25.75	30
802.11n (HT 40)	3	13.5	19.06	19.28	165.26	22.18	30
	6		22.47	22.46	352.80	25.48	30
	9		20.42	21.19	241.68	23.83	30
802.11a	149	6	19.19	18.02	146.37	21.65	30
	157		19.46	17.75	147.87	21.70	30
	165		19.56	17.71	149.39	21.74	30
802.11n (HT 20)	149	6.5	19.13	17.78	141.83	21.52	30
	157		19.11	17.77	141.31	21.50	30
	165		19.03	17.42	135.19	21.31	30
802.11n (HT 40)	153	13.5	19.32	17.92	147.45	21.69	30
	157		19.25	17.9	145.80	21.64	30
	161		19.24	17.89	145.80	21.64	30

6. Power Spectral Density

Name of Test	Power Spectral Density
Base Standard	FCC 15.247(e)

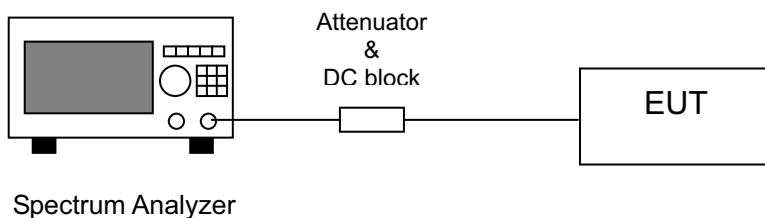
Test Result: Complies
Measurement Data: See Table & plots below

Method of Measurement:

Reference FCC document: KDB558074

A portion of the transmitted signal is coupled to a Spectrum Analyzer with a resolution bandwidth of at least 1 % of the bandwidth of the transmitted signal. The resolution bandwidth is chosen so as not to reduce the peak level of the measured waveform. The appropriate bandwidth mask is applied to the output waveform to verify compliance.

Test Diagram:



Note: The EUT was tested while in a continuous transmit mode and the worst case data rates are 1 Mbps data rate for 802.11b mode, 6 Mbps data rate for 802.11g mode, 6 Mbps data rate for 802.11a mode, 6.5 Mbps data rate for 802.11n (HT20) mode and 13.5 Mbps data rate for 802.11n (HT40) mode. The EUT was tuned to a low, middle and high channel.

Power Spectral Density

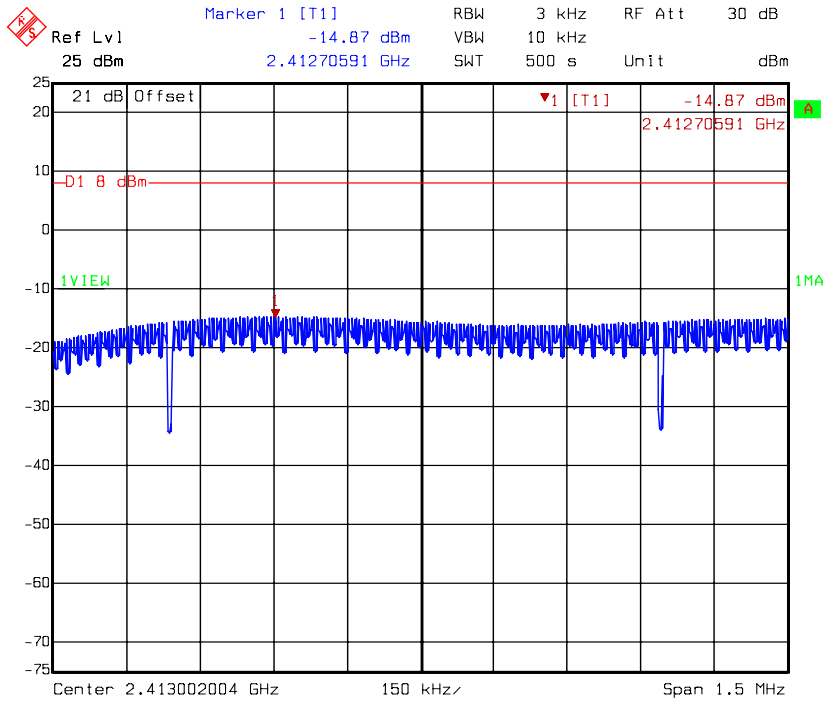
Single TX

Mode	Channel	Data rate (Mbps)	PSD (dBm)	PSD (mw)	Limit (dBm)
802.11b	1	1	-14.87	0.03	8
	6		-15.12	0.03	8
	11		-15.71	0.03	8

2TX

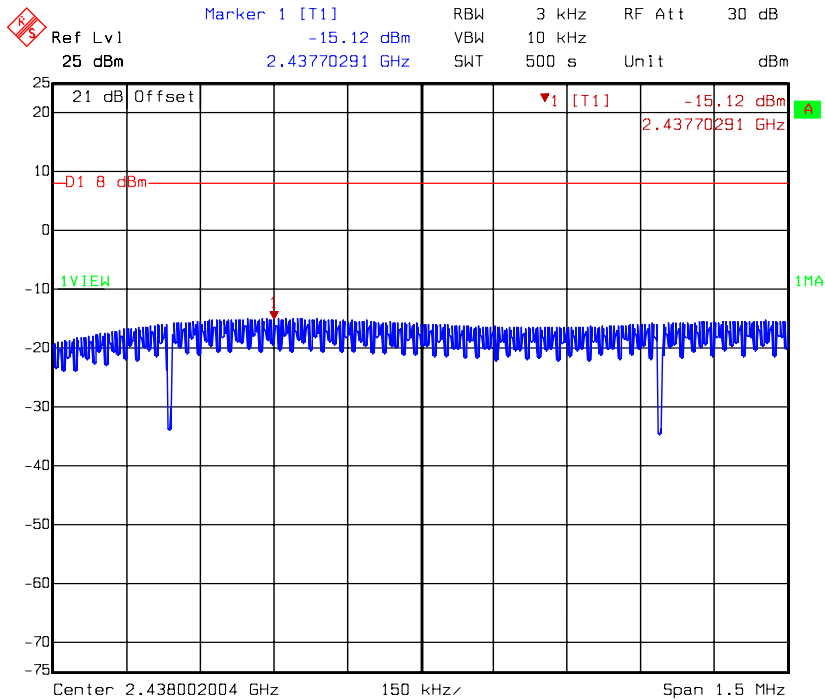
Mode	Channel	Data rate (Mbps)	PSD (dBm)		Total PSD		Limit (dBm)
			DAC0	DAC1	mW	dBm	
802.11g	1	6	-16.49	-15.89	0.05	-13.17	8
	6		-15.69	-16.25	0.05	-12.95	8
	11		-15.99	-16.39	0.05	-13.18	8
802.11n (HT 20)	1	6.5	-15.8	-15.96	0.05	-12.87	8
	6		-16.34	-14.91	0.06	-12.56	8
	11		-16.17	-15.05	0.06	-12.56	8
802.11n (HT 40)	3	13.5	-20.61	-21.04	0.02	-17.81	8
	6		-17.97	-18.11	0.03	-15.03	8
	9		-18.95	-18.95	0.03	-15.94	8
802.11a	149	6	-17.23	-15.81	0.05	-13.45	8
	157		-16.49	-15.66	0.05	-13.04	8
	165		-16.59	-16.17	0.05	-13.36	8
802.11n (HT 20)	149	6.5	-16.97	-14.29	0.06	-12.42	8
	157		-15.34	-14.81	0.06	-12.06	8
	165		-17.21	-15.52	0.05	-13.27	8
802.11n (HT 40)	153	13.5	-18.43	-17.76	0.03	-15.07	8
	157		-19.49	-19.17	0.02	-16.32	9
	161		-19.69	-22.29	0.02	-17.79	8

Chain 0: Power Spectral Density @ 802.11b mode channel 1



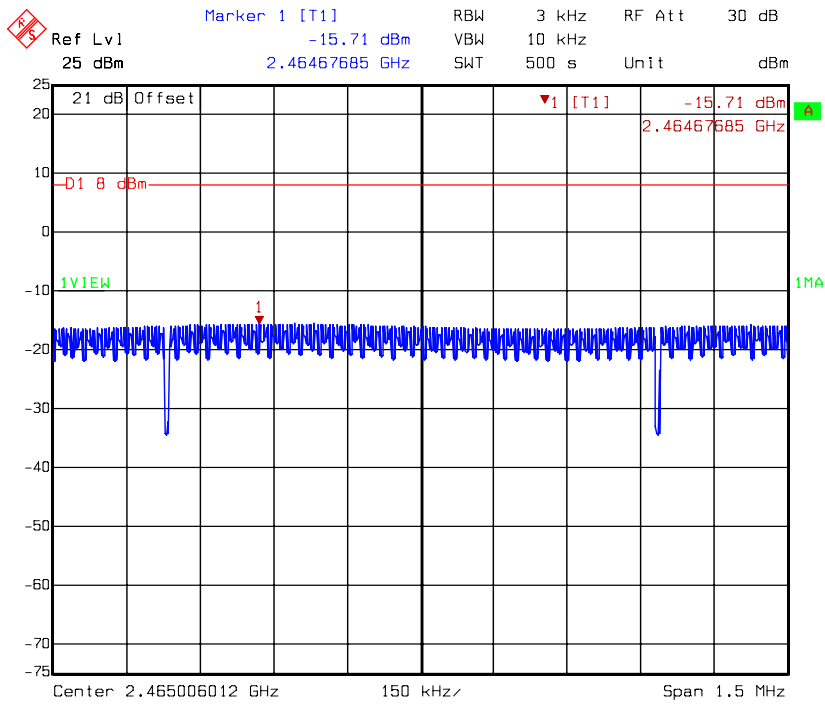
Title: Power density
Comment A: CH 1 at 802.11b mode DAC0
Date: 24.NOV.2009 09:56:15

Chain 0: Power Spectral Density @ 802.11b mode channel 6



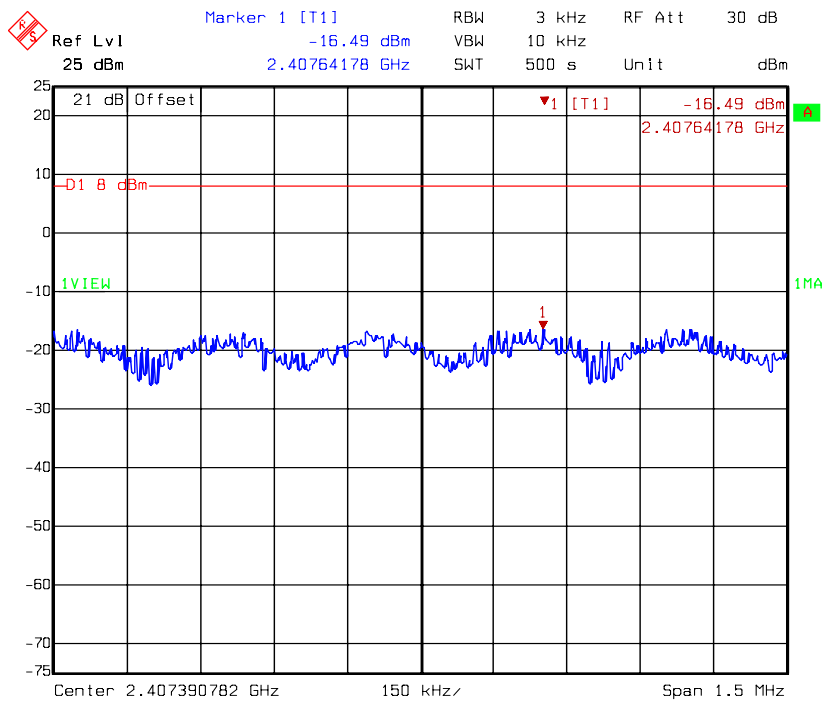
Title: Power density
Comment A: CH 6 at 802.11b mode DAC0
Date: 24.NOV.2009 09:59:22

Chain 0: Power Spectral Density @ 802.11b mode channel 11



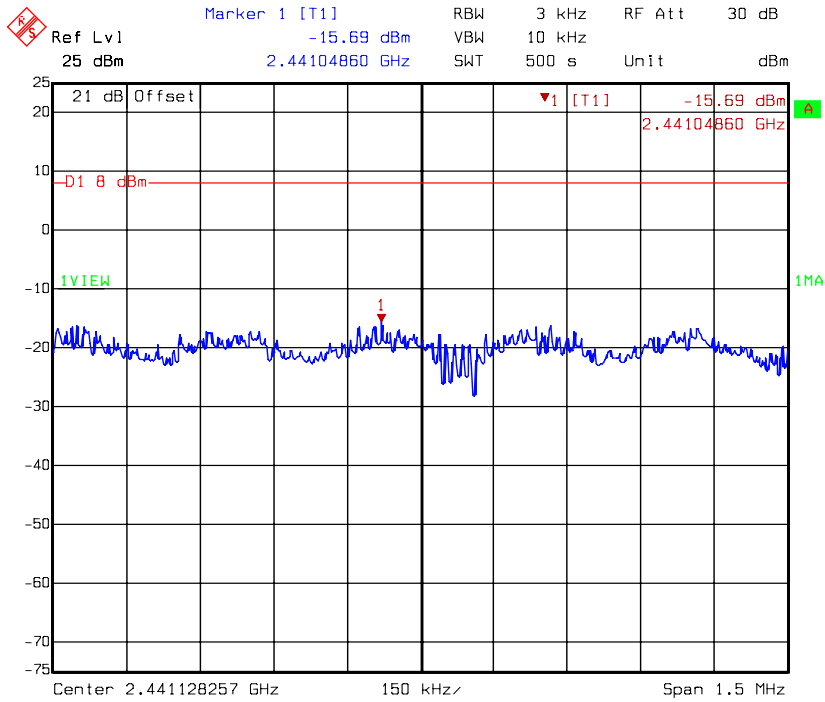
Title: Power density
Comment A: CH 11 at 802.11b mode DAC0
Date: 24.NOV.2009 10:04:03

Chain 0: Power Spectral Density @ 802.11g mode channel 1



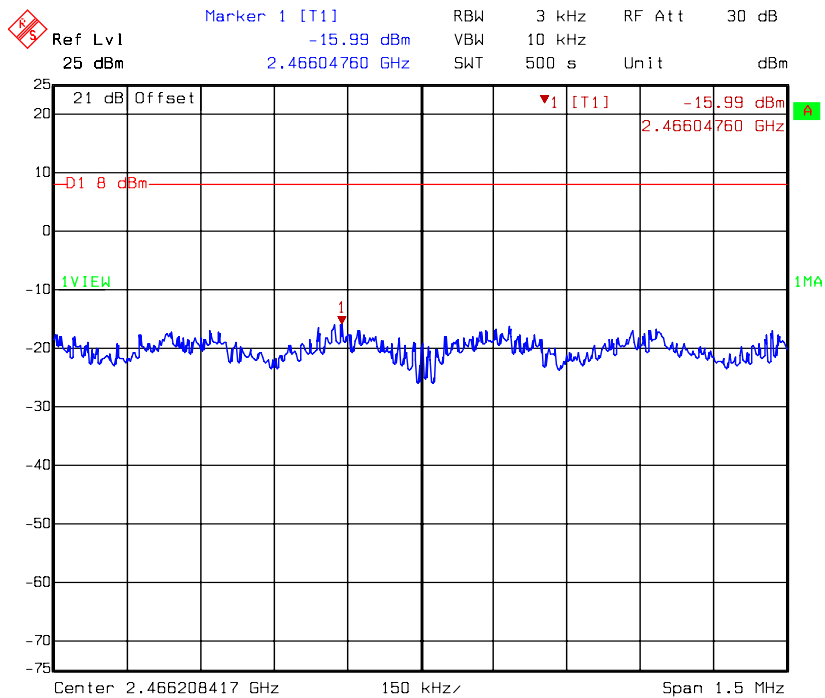
Title: Power density
Comment A: CH 1 at 802.11g mode DAC0
Date: 24.NOV.2009 10:07:44

Chain 0: Power Spectral Density @ 802.11g mode channel 6



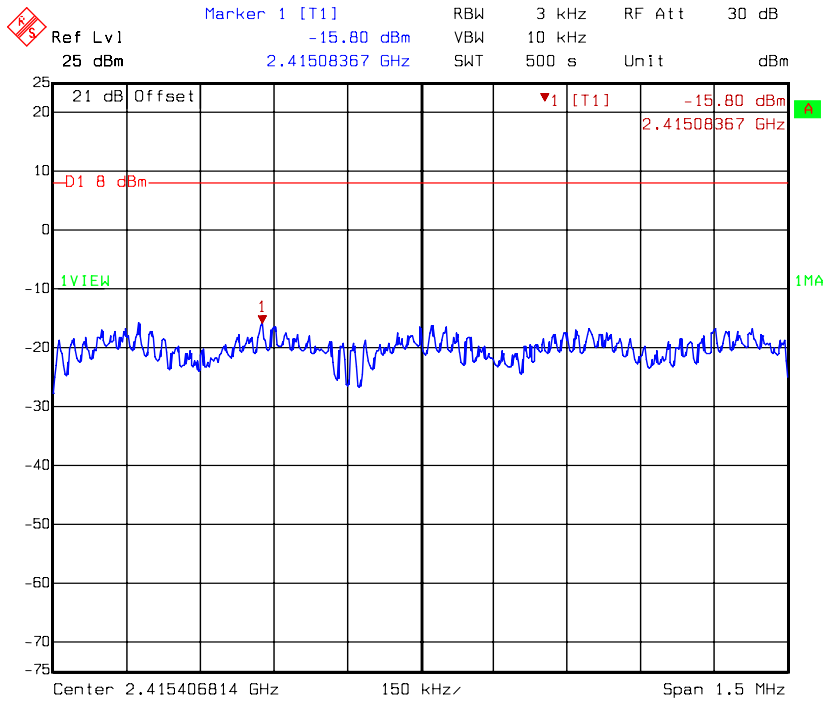
Title: Power density
Comment A: CH 6 at 802.11g mode DAC0
Date: 24.NOV.2009 10:37:02

Chain 0: Power Spectral Density @ 802.11g mode channel 11



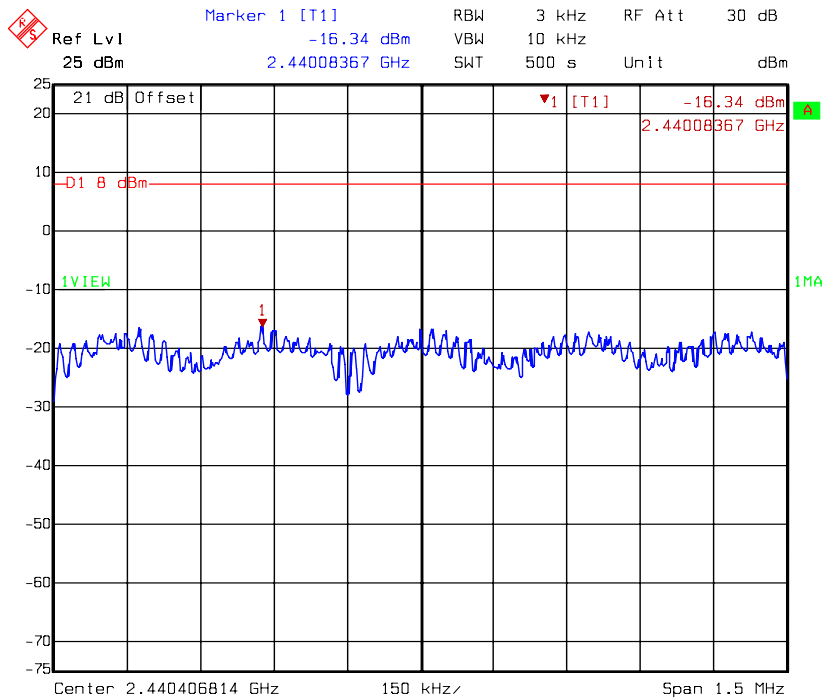
Title: Power density
Comment A: CH 11 at 802.11g mode DAC0
Date: 24.NOV.2009 10:40:48

Chain 0: Power Spectral Density @ 802.11n (HT20) mode channel 1



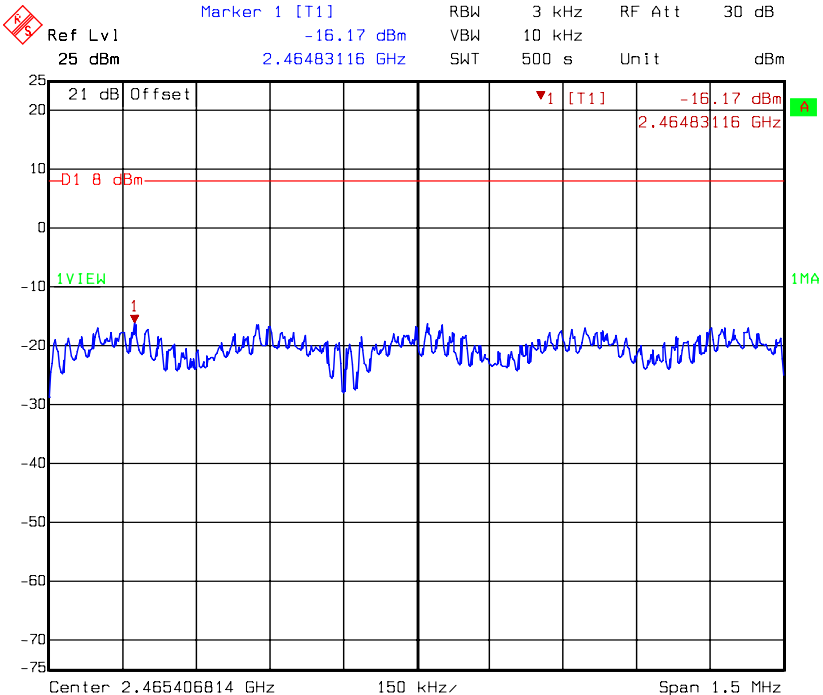
Title: Power density
Comment A: CH 1 at 802.11n 20MHz mode DAC0
Date: 24.NOV.2009 10:44:41

Chain 0: Power Spectral Density @ 802.11n (HT20) mode channel 6



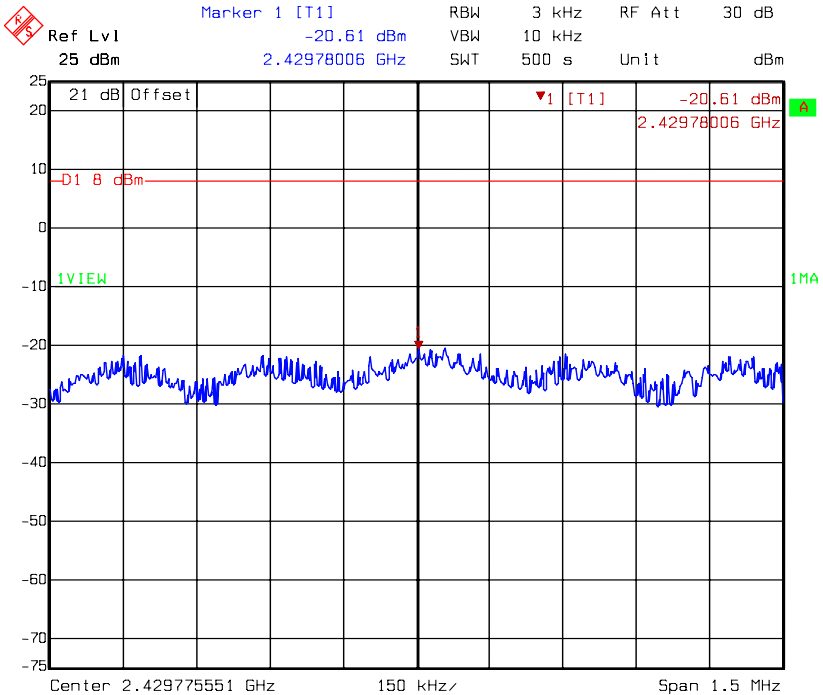
Title: Power density
Comment A: CH 6 at 802.11n 20MHz mode DAC0
Date: 24.NOV.2009 10:48:26

Chain 0: Power Spectral Density @ 802.11n (HT20) mode channel 11



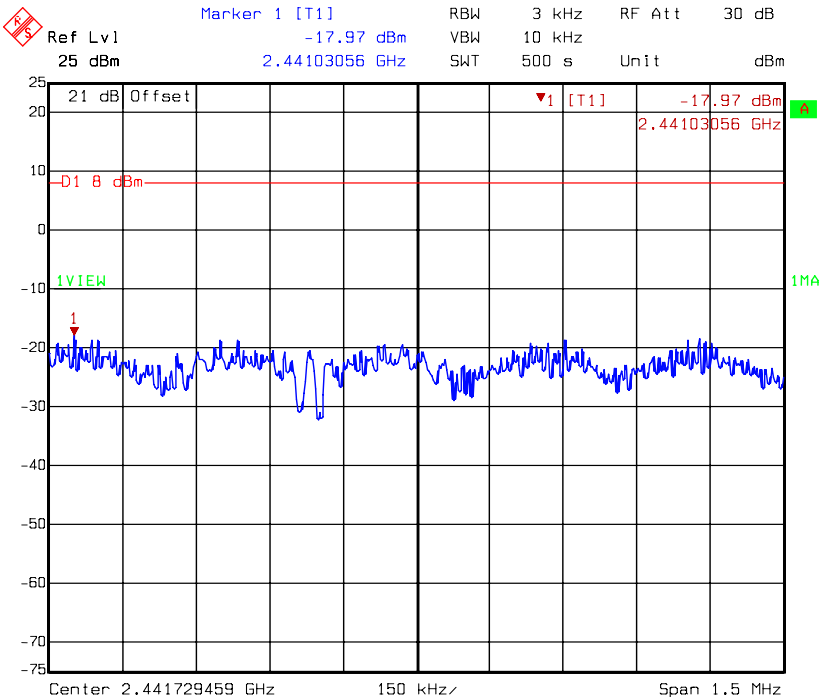
Title: Power density
 Comment A: CH 11 at 802.11n 20MHz mode DAC0
 Date: 24.NOV.2009 10:51:35

Chain 0: Power Spectral Density @ 802.11n (HT40) mode channel 3



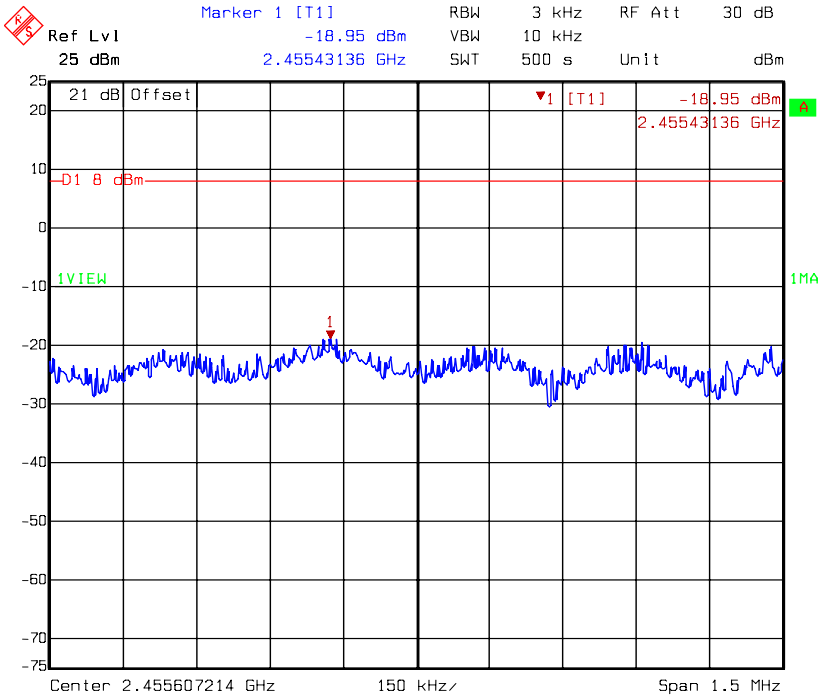
Title: Power density
 Comment A: CH 3 at 802.11n 40MHz mode DAC0
 Date: 24.NOV.2009 10:55:02

Chain 0: Power Spectral Density @ 802.11n (HT40) mode channel 6



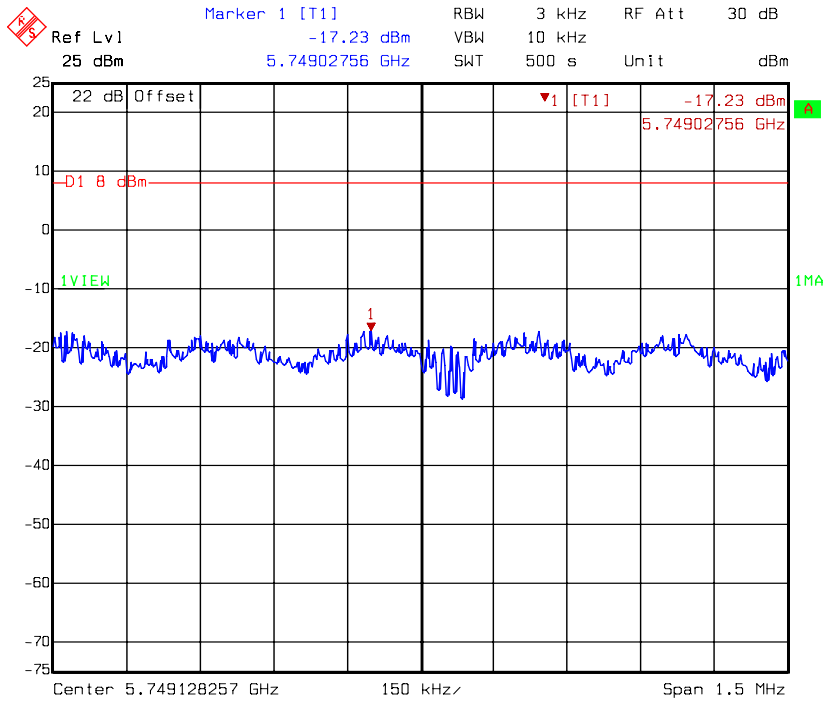
Title: Power density
 Comment A: CH 6 at 802.11n 40MHz mode DAC0
 Date: 24.NOV.2009 10:57:50

Chain 0: Power Spectral Density @ 802.11n (HT40) mode channel 9



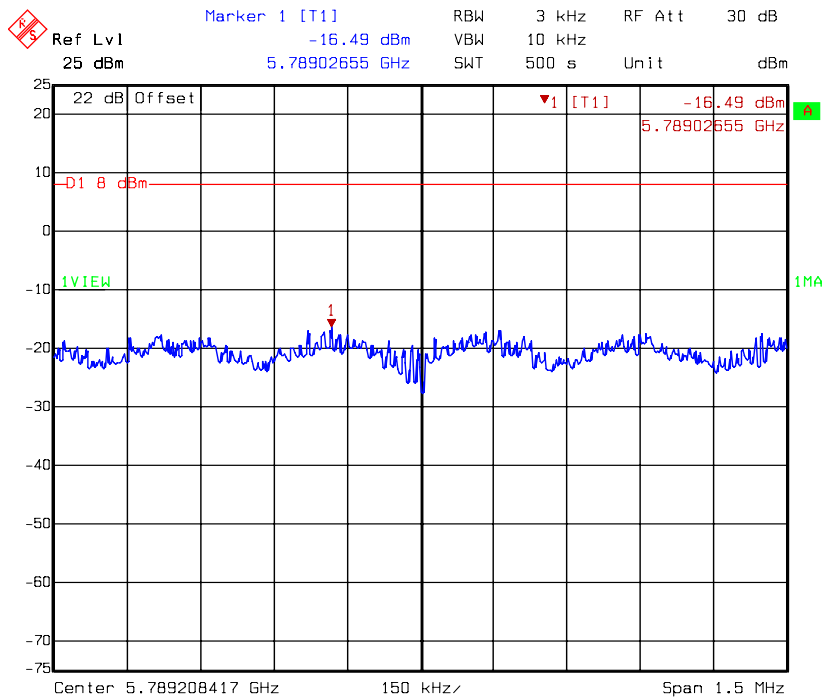
Title: Power density
 Comment A: CH 9 at 802.11n 40MHz mode DAC0
 Date: 24.NOV.2009 11:01:39

Chain 0: Power Spectral Density @ 802.11a mode channel 149



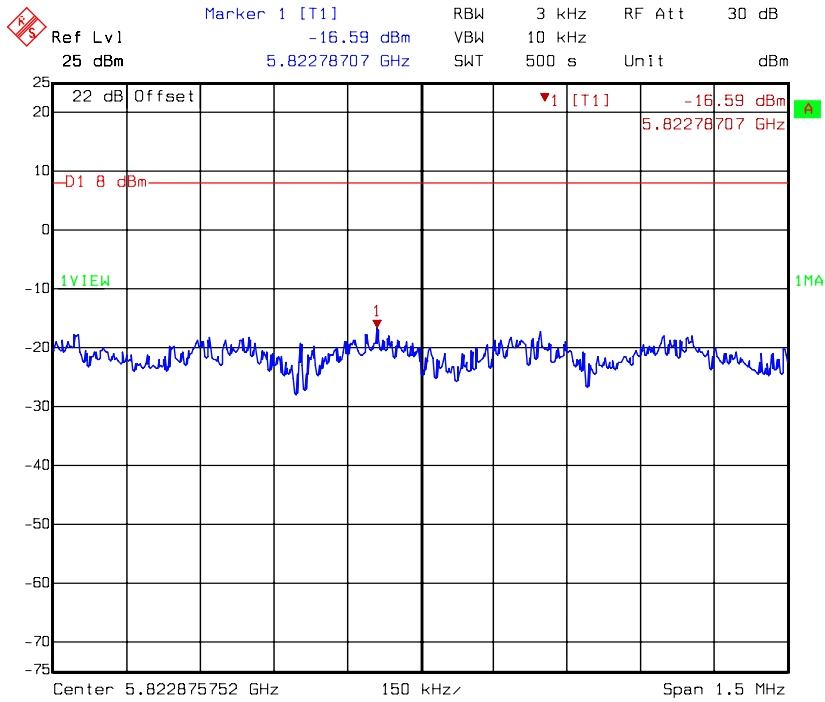
Title: Power density
Comment A: CH 149 at 802.11a mode DAC0
Date: 24.NOV.2009 14:43:16

Chain 0: Power Spectral Density @ 802.11a mode channel 157



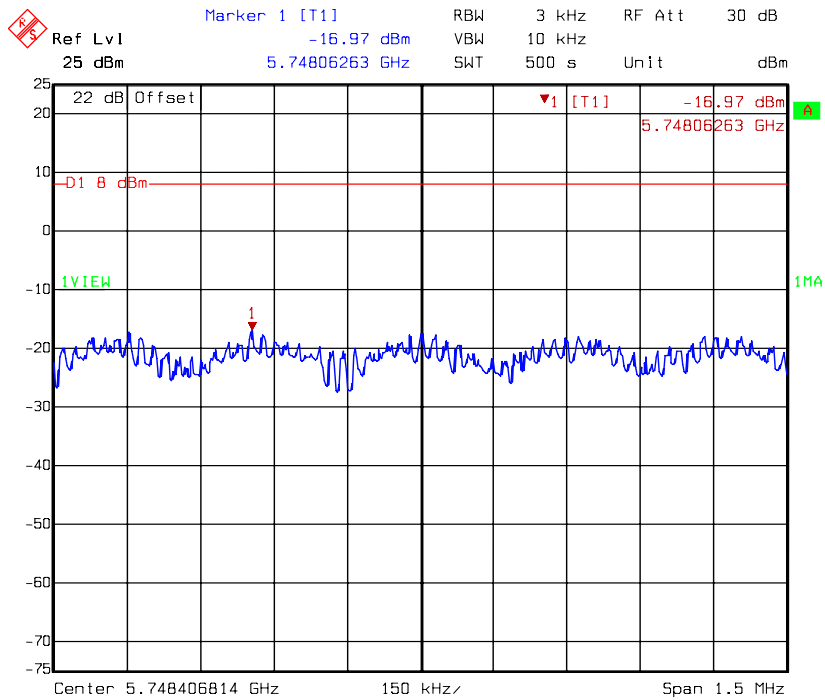
Title: Power density
Comment A: CH 157 at 802.11a mode DAC0
Date: 24.NOV.2009 14:46:23

Chain 0: Power Spectral Density @ 802.11a mode channel 165



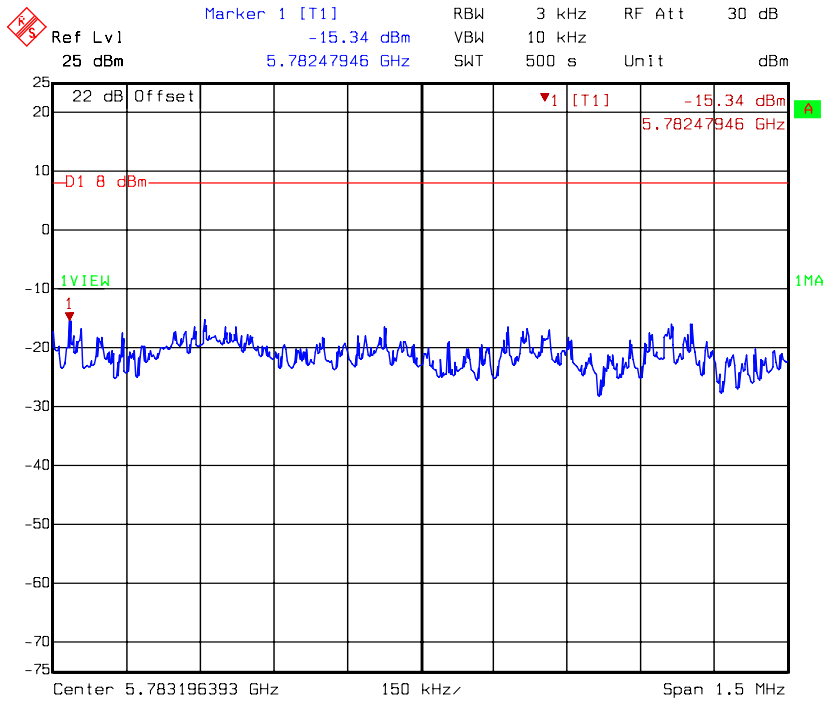
Title: Power density
Comment A: CH 165 at 802.11a mode DACO
Date: 24.NOV.2009 14:55:31

Chain 0: Power Spectral Density @ 802.11n (HT20) mode channel 149



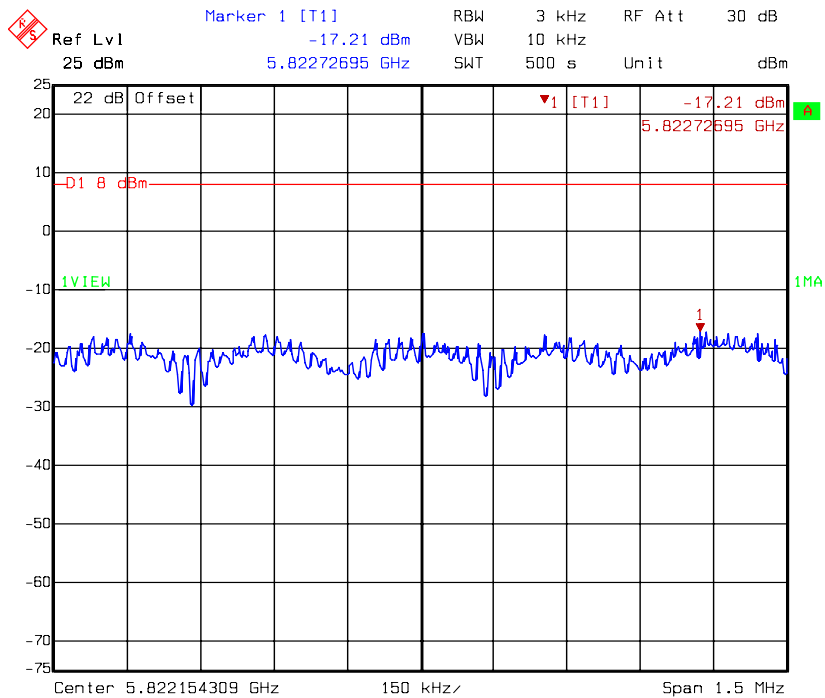
Title: Power density
Comment A: CH 149 at 802.11n 20MHz mode DACO
Date: 24.NOV.2009 14:34:37

Chain 0: Power Spectral Density @ 802.11n (HT20) mode channel 157



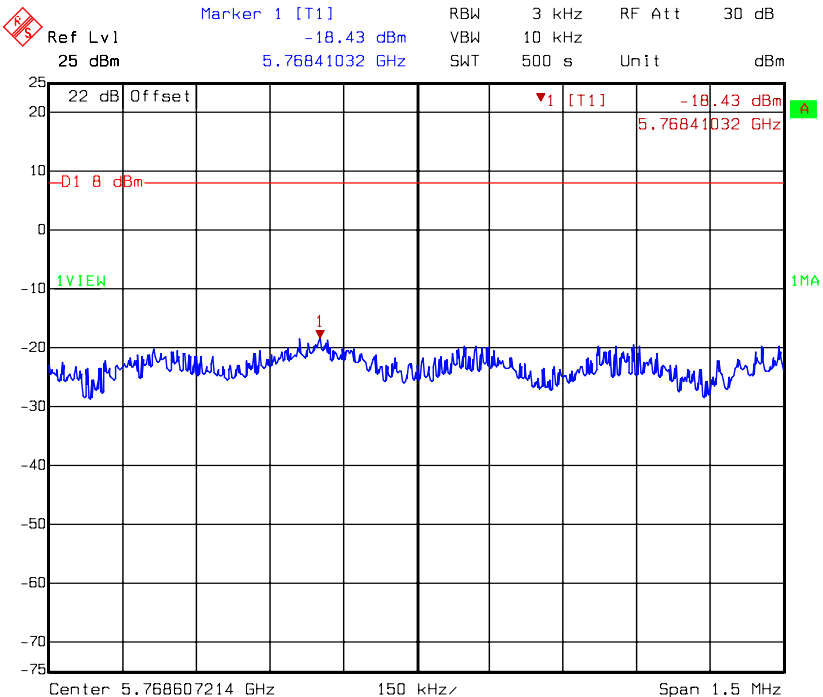
Title: Power density
Comment A: CH 157 at 802.11n 20MHz mode DAC0
Date: 24.NOV.2009 14:39:17

Chain 0: Power Spectral Density @ 802.11n (HT20) mode channel 165



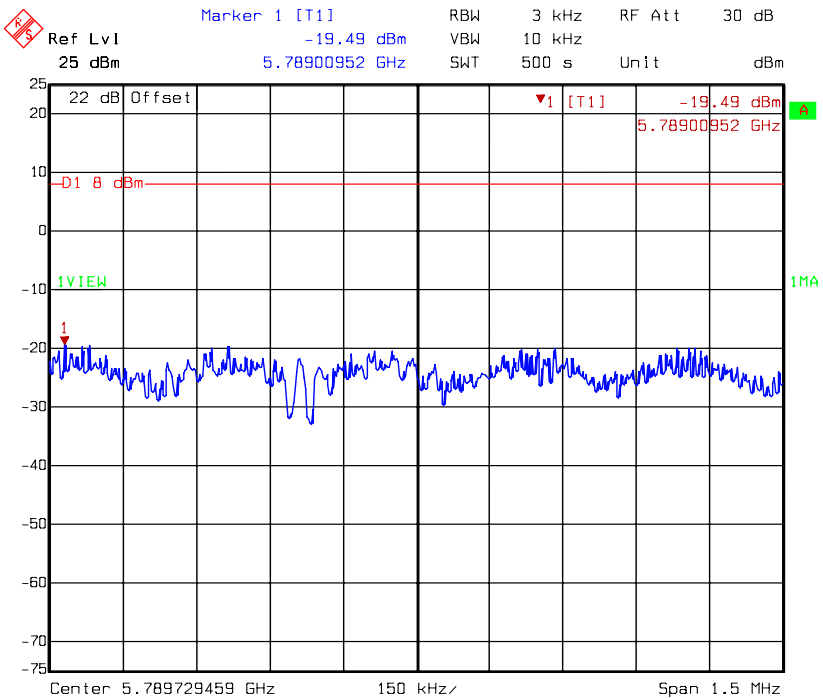
Title: Power density
Comment A: CH 165 at 802.11n 20MHz mode DAC0
Date: 24.NOV.2009 14:28:49

Chain 0: Power Spectral Density @ 802.11n (HT40) mode channel 153



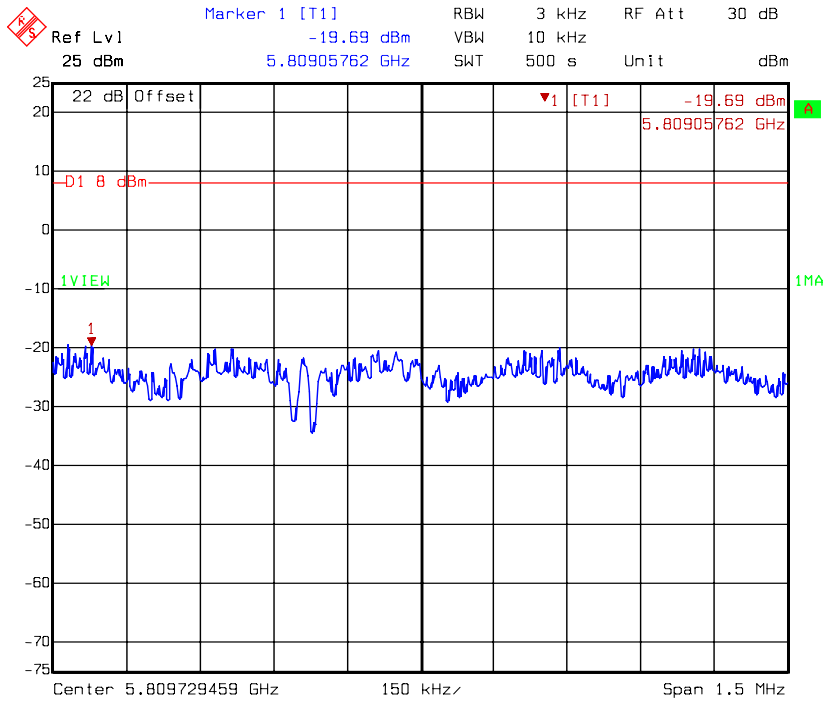
Title: Power density
 Comment A: CH 153 at 802.11n 40MHz mode DAC0
 Date: 24.NOV.2009 14:06:52

Chain 0: Power Spectral Density @ 802.11n (HT40) mode channel 157



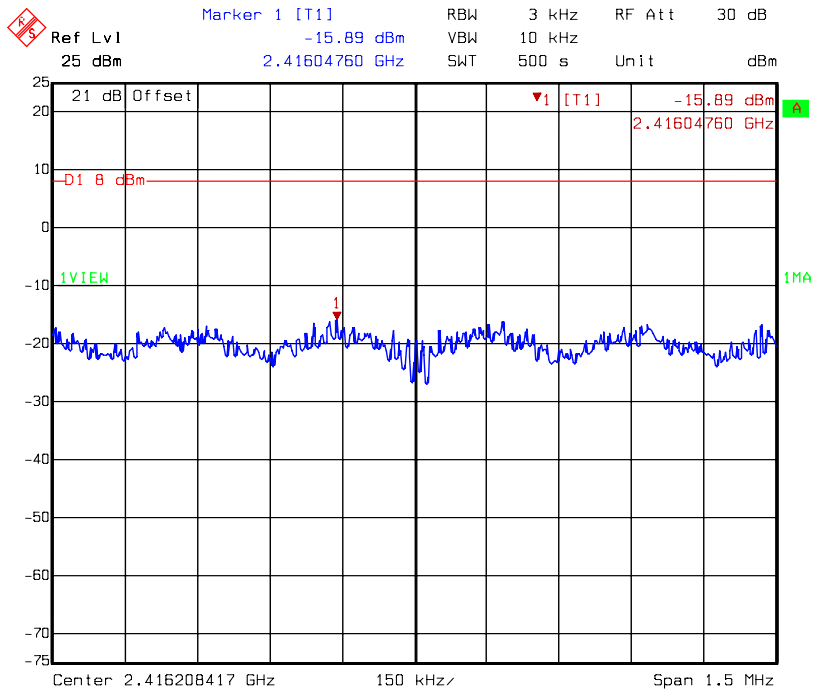
Title: Power density
 Comment A: CH 157 at 802.11n 40MHz mode DAC0
 Date: 24.NOV.2009 14:10:55

Chain 0: Power Spectral Density @ 802.11n (HT40) mode channel 161



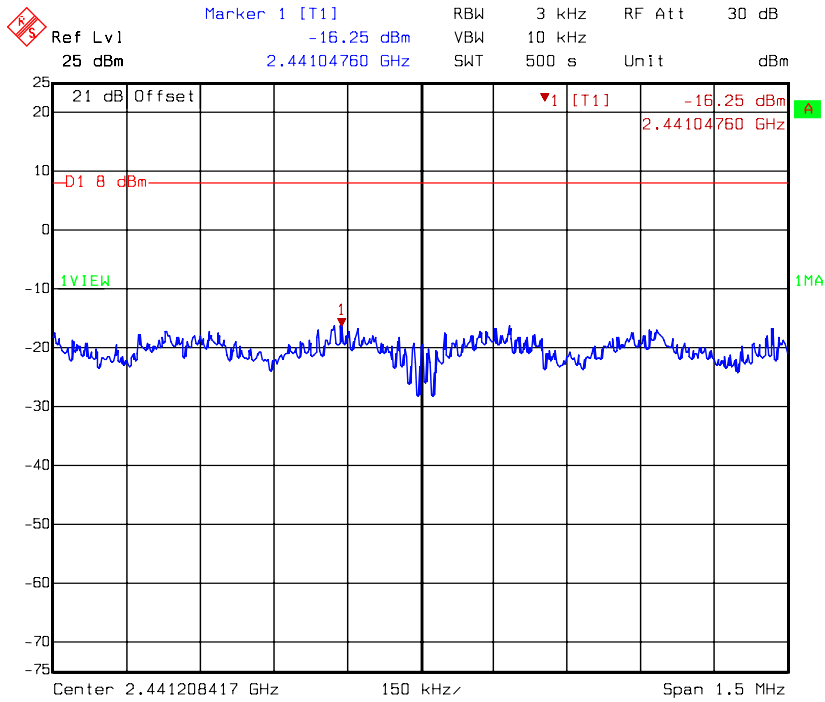
Title: Power density
Comment A: CH 161 at 802.11n 40MHz mode DAC0
Date: 24.NOV.2009 14:13:58

Chain 1: Power Spectral Density @ 802.11g mode channel 1



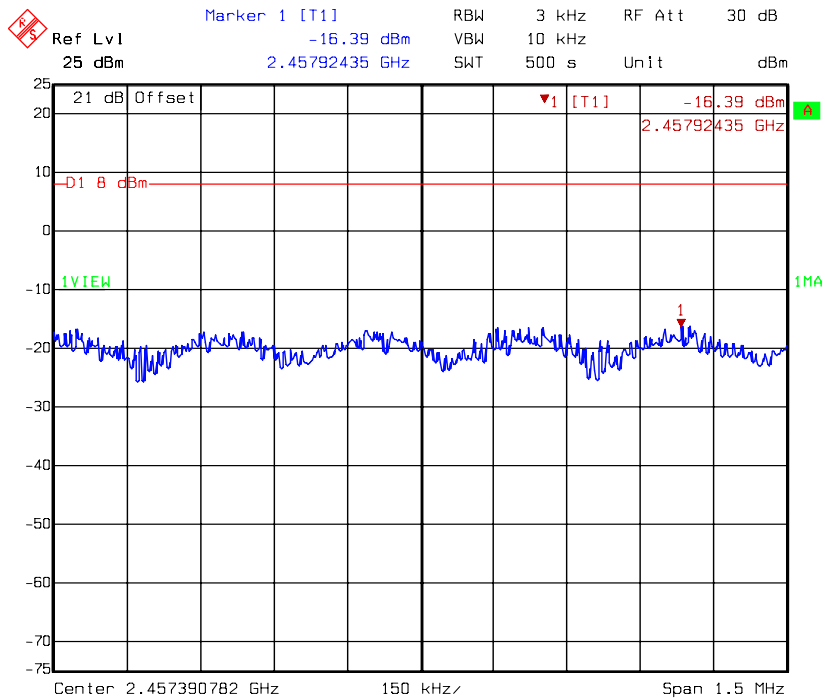
Title: Power density
Comment A: CH 1 at 802.11g mode DAC1
Date: 24.NOV.2009 11:06:59

Chain 1: Power Spectral Density @ 802.11g mode channel 6



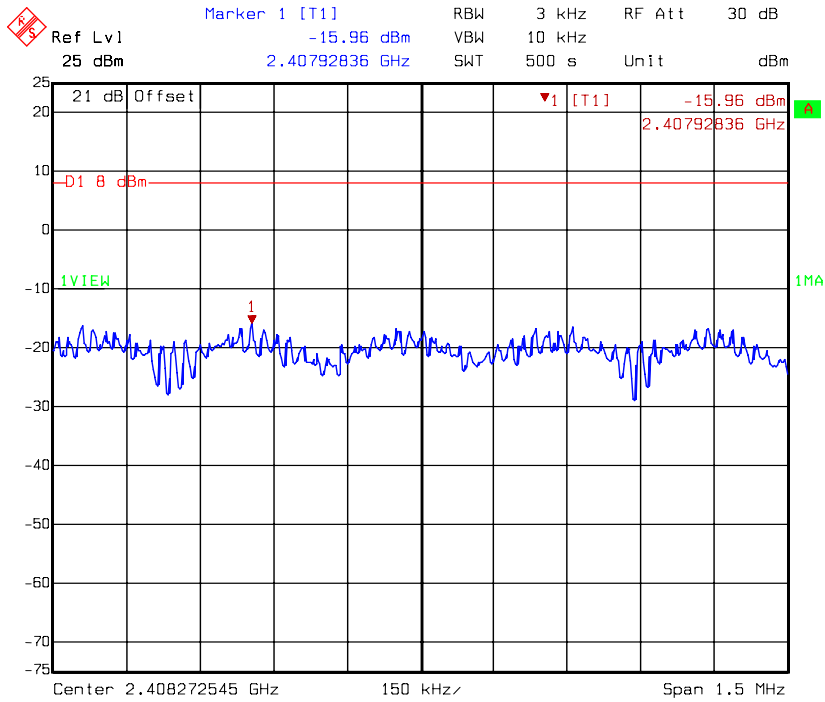
Title: Power density
Comment A: CH 6 at 802.11g mode DAC1
Date: 24.NOV.2009 11:09:49

Chain 1: Power Spectral Density @ 802.11g mode channel 11



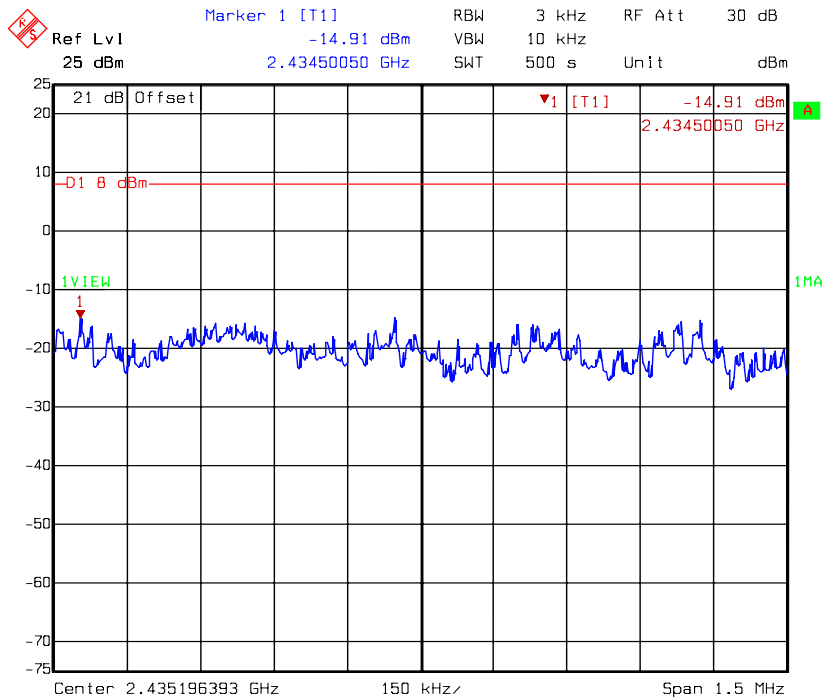
Title: Power density
Comment A: CH 11 at 802.11g mode DAC1
Date: 24.NOV.2009 11:12:34

Chain 1: Power Spectral Density @ 802.11n (HT20) mode channel 1



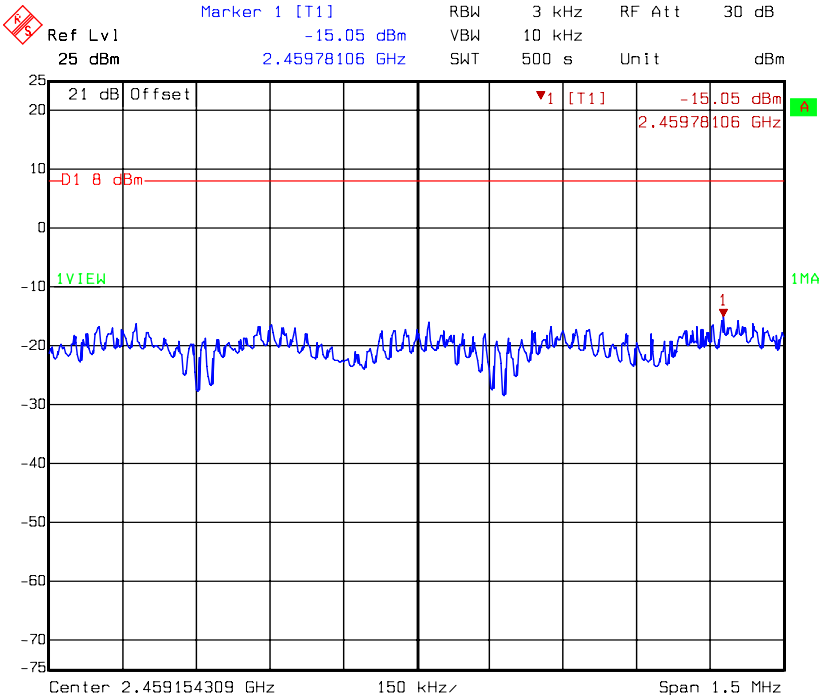
Title: Power density
Comment A: CH 1 at 802.11n 20MHz mode DAC1
Date: 24.NOV.2009 11:19:17

Chain 1: Power Spectral Density @ 802.11n (HT20) mode channel 6



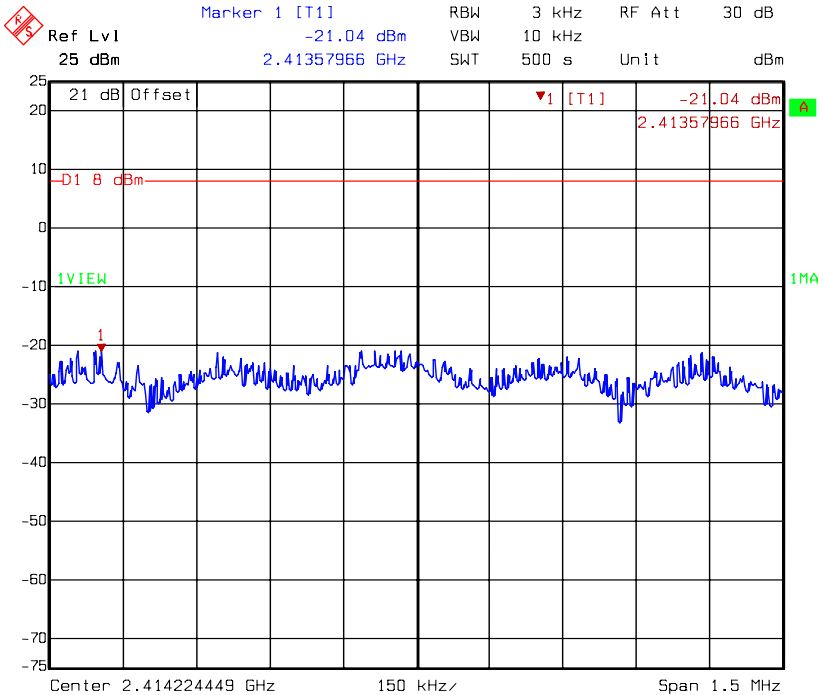
Title: Power density
Comment A: CH 6 at 802.11n 20MHz mode DAC1
Date: 24.NOV.2009 11:22:27

Chain 1: Power Spectral Density @ 802.11n (HT20) mode channel 11



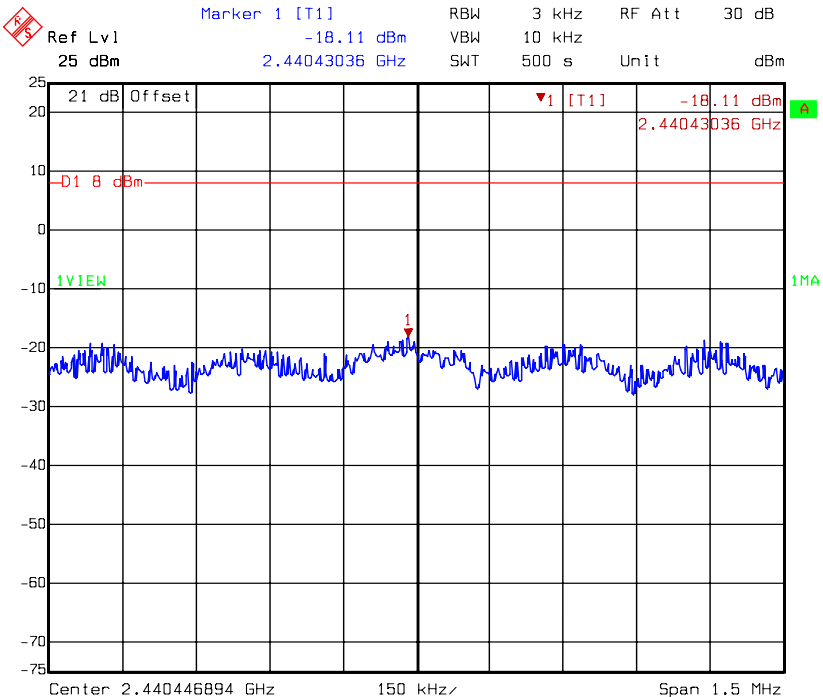
Title: Power density
 Comment A: CH 11 at 802.11n 20MHz mode DAC1
 Date: 24.NOV.2009 11:26:18

Chain 1: Power Spectral Density @ 802.11n (HT40) mode channel 3



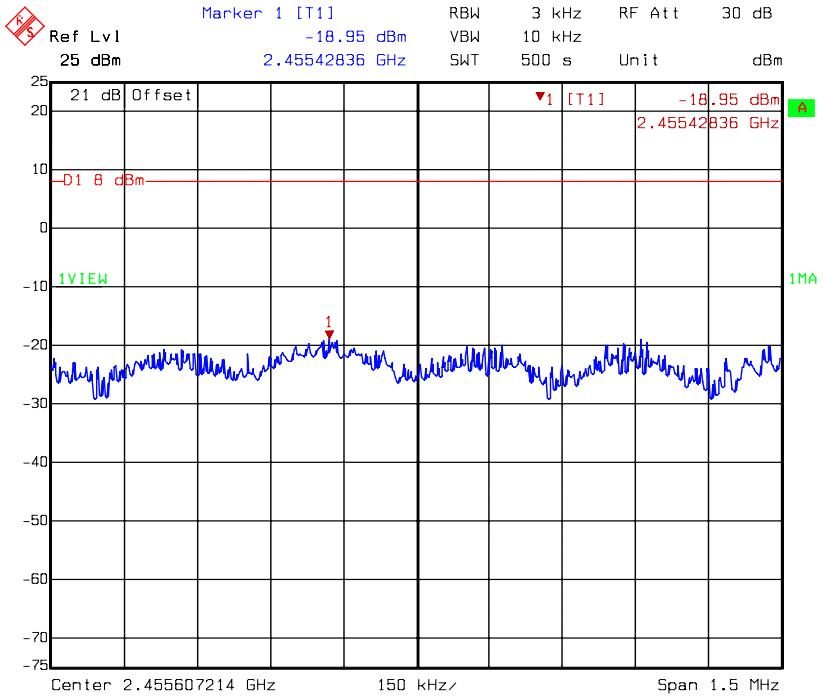
Title: Power density
 Comment A: CH 3 at 802.11n 40MHz mode DAC1
 Date: 24.NOV.2009 11:30:05

Chain 1: Power Spectral Density @ 802.11n (HT40) mode channel 6



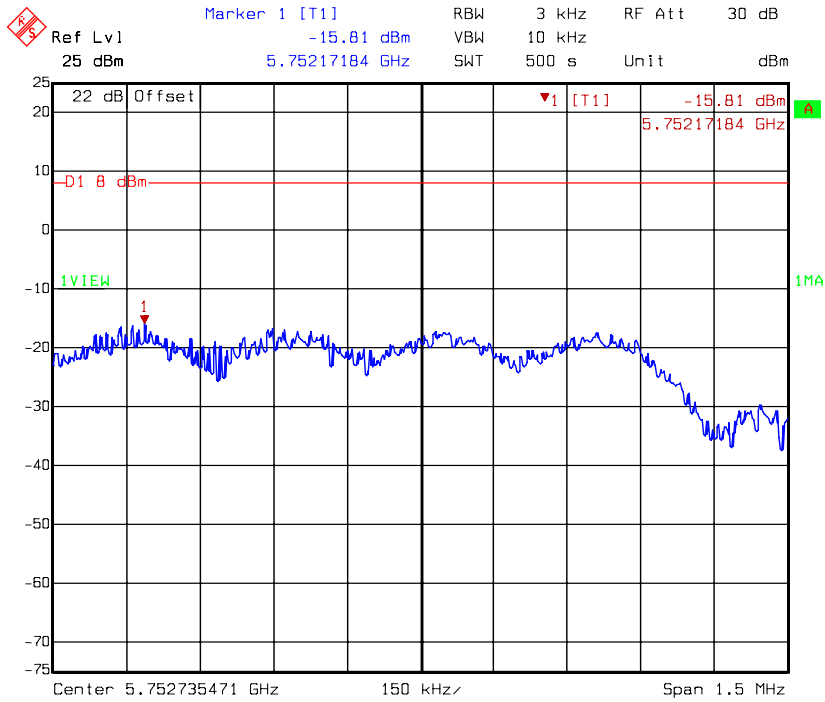
Title: Power density
 Comment A: CH 6 at 802.11n 40MHz mode DAC1
 Date: 24.NOV.2009 11:33:40

Chain 1: Power Spectral Density @ 802.11n (HT40) mode channel 9



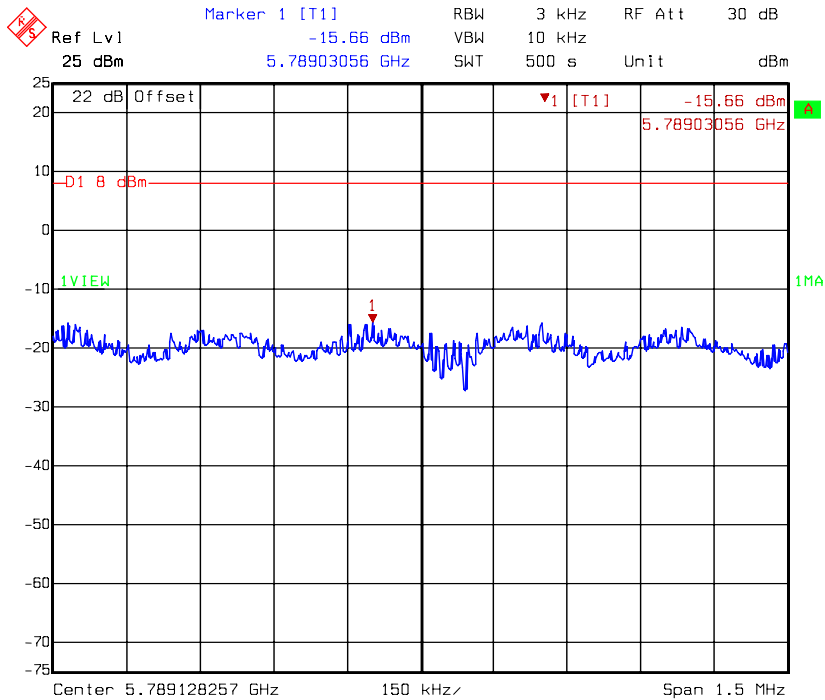
Title: Power density
 Comment A: CH 9 at 802.11n 40MHz mode DAC1
 Date: 24.NOV.2009 11:36:27

Chain 1: Power Spectral Density @ 802.11a mode channel 149



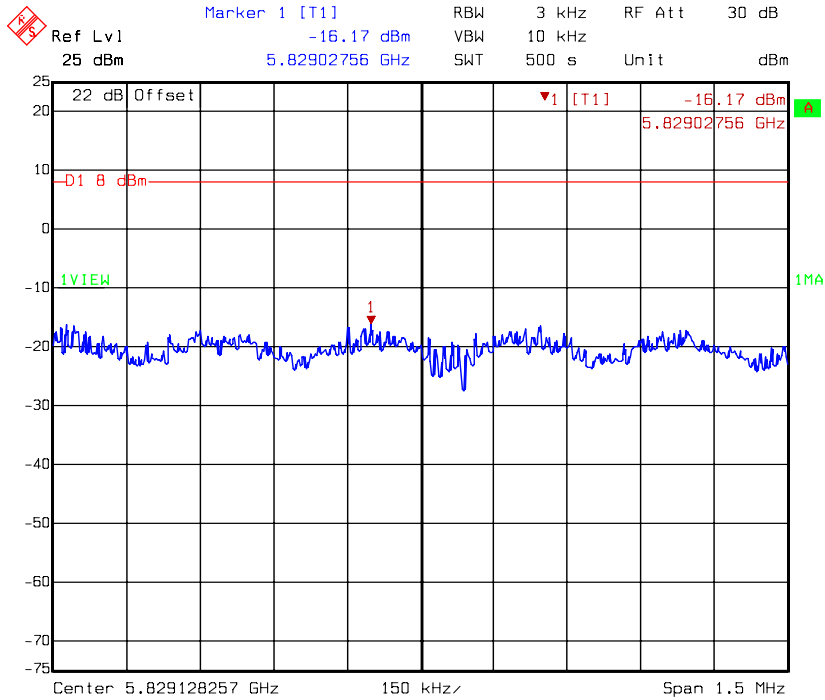
Title: Power density
Comment A: CH 149 at 802.11a mode DAC1
Date: 24.NOV.2009 11:49:58

Chain 1: Power Spectral Density @ 802.11a mode channel 157



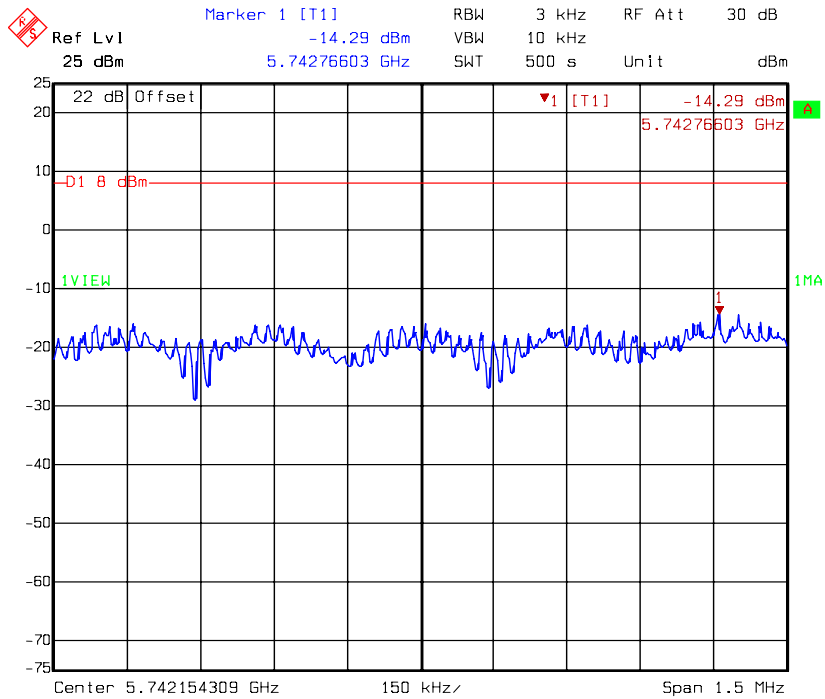
Title: Power density
Comment A: CH 157 at 802.11a mode DAC1
Date: 24.NOV.2009 12:05:20

Chain 1: Power Spectral Density @ 802.11a mode channel 165



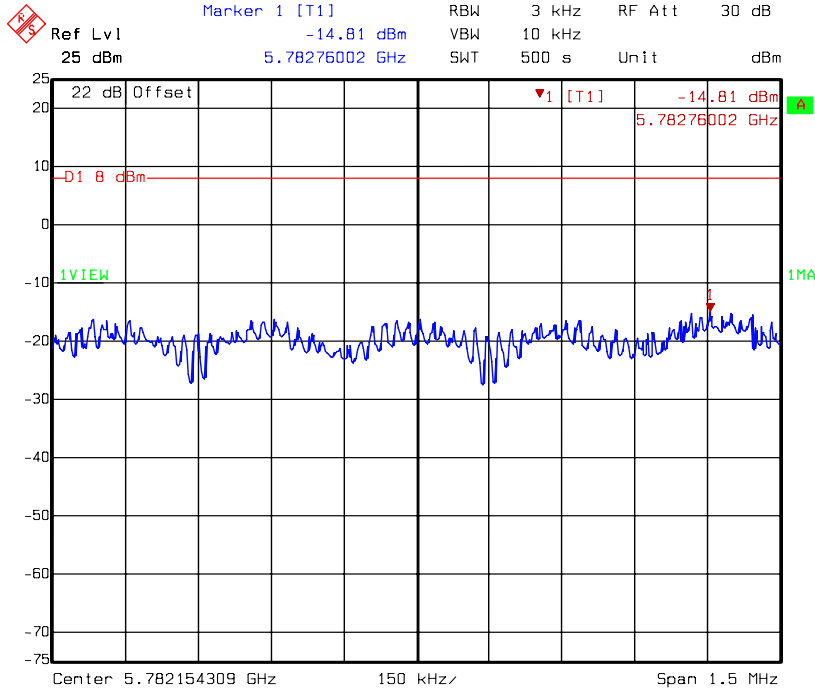
Title: Power density
Comment A: CH 165 at 802.11a mode DAC1
Date: 24.NOV.2009 12:09:03

Chain 1: Power Spectral Density @ 802.11n (HT20) mode channel 149



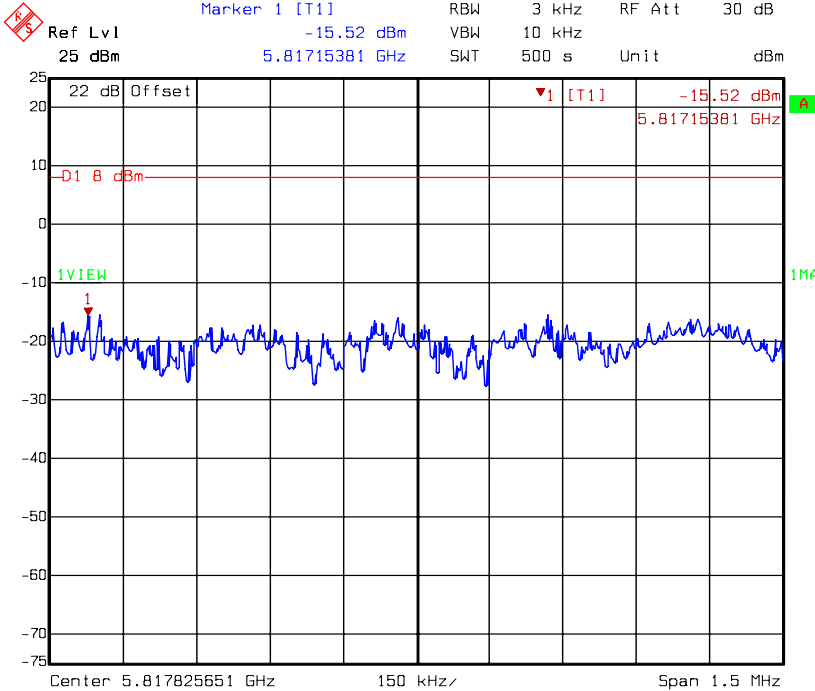
Title: Power density
Comment A: CH 149 at 802.11n 20MHz mode DAC1
Date: 24.NOV.2009 13:37:28

Chain 1: Power Spectral Density @ 802.11n (HT20) mode channel 157



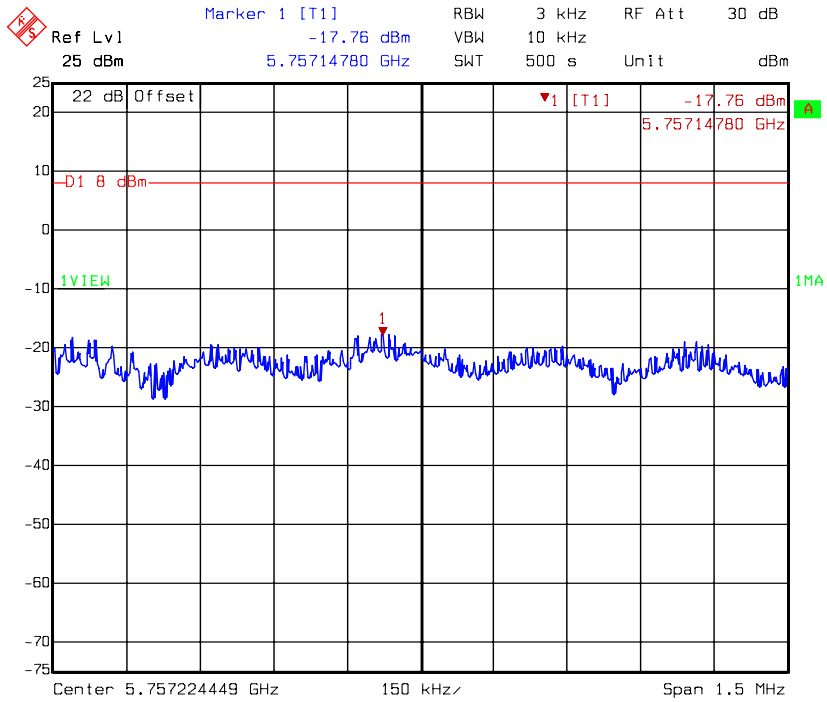
Title: Power density
 Comment A: CH 157 at 802.11n 20MHz mode DAC1
 Date: 24.NOV.2009 13:40:40

Chain 1: Power Spectral Density @ 802.11n (HT20) mode channel 165



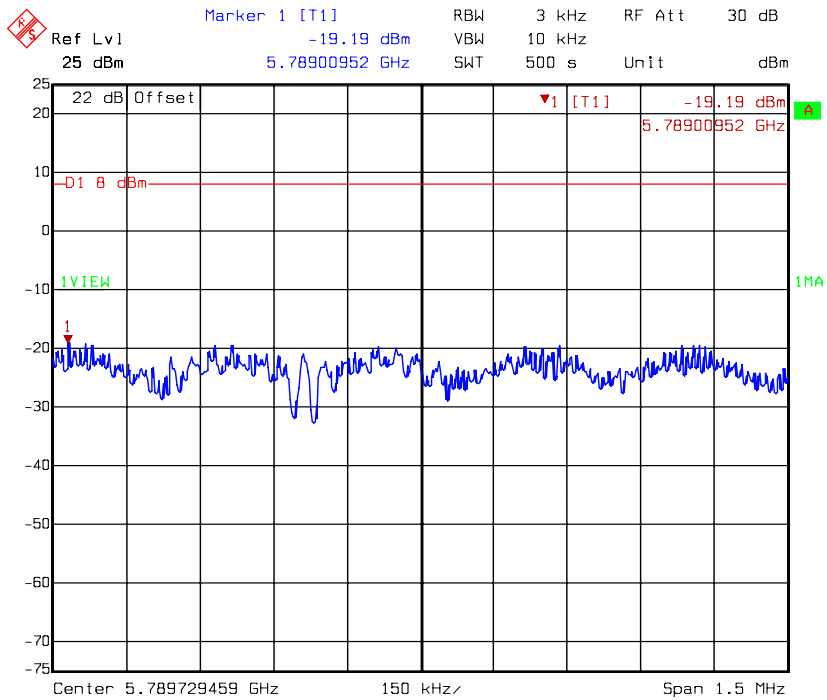
Title: Power density
 Comment A: CH 165 at 802.11n 20MHz mode DAC1
 Date: 24.NOV.2009 13:44:40

Chain 1: Power Spectral Density @ 802.11n (HT40) mode channel 153



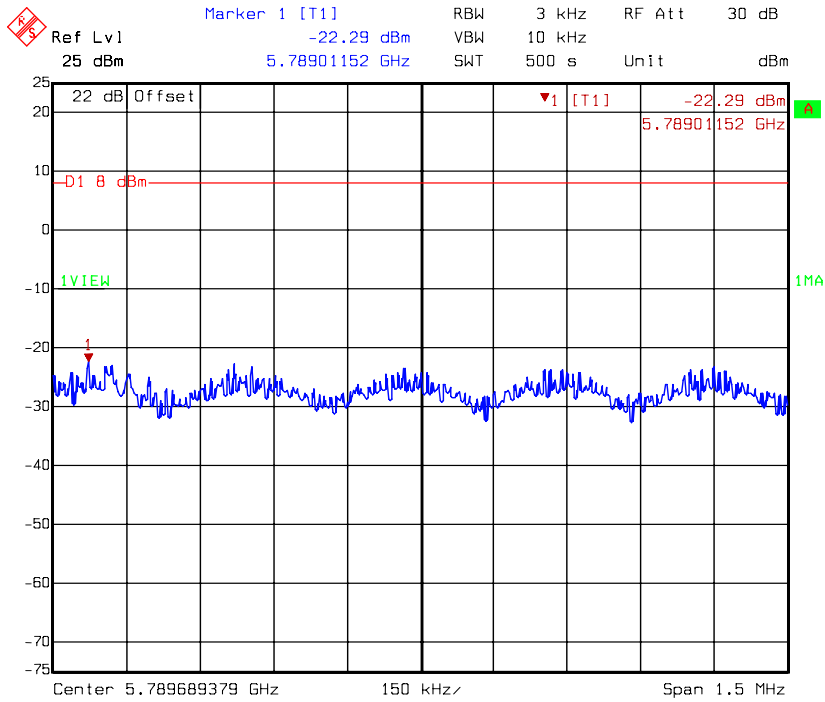
Title: Power density
Comment A: CH 153 at 802.11n 40MHz mode DAC1
Date: 24.NOV.2009 13:49:15

Chain 1: Power Spectral Density @ 802.11n (HT40) mode channel 157



Title: Power density
Comment A: CH 157 at 802.11n 40MHz mode DAC1
Date: 24.NOV.2009 13:55:18

Chain 1: Power Spectral Density @ 802.11n (HT40) mode channel 161



Title: Power density
 Comment A: CH 161 at 802.11n 40MHz mode DAC1
 Date: 24.NOV.2009 13:59:50

7. RF Antenna conducted Spurious

Name of Test	RF Antenna Conducted Spurious
Base Standard	FCC 15.247(d)

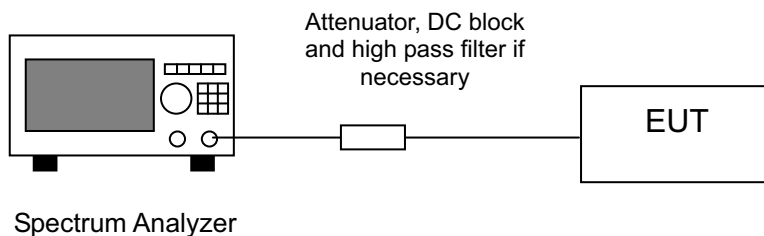
Test Result: Complies
Measurement Data: See plots below

Method of Measurement:

Reference FCC document: KDB558074

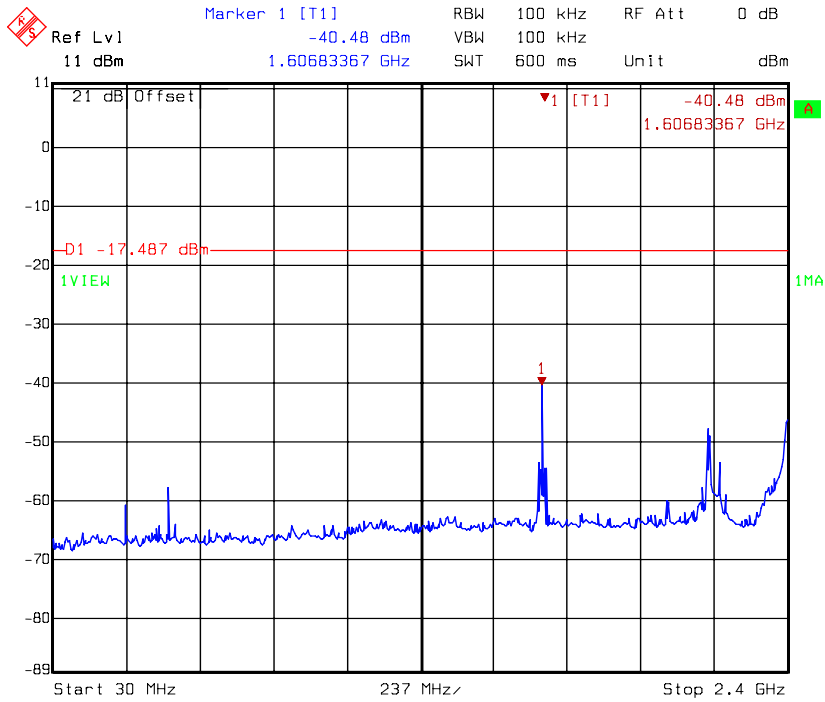
The measurements were performed from 30 MHz to 25 GHz RF antenna conducted per FCC 15.247 (d) was measured from the EUT antenna port using a 50 ohm spectrum analyzer with the resolution bandwidth set at 100 kHz, and the video bandwidth set at 100 kHz. Harmonics and spurious noise must be at least 20 dB down from the highest emission level within the authorized band as measured with a 100 kHz RBW. The table below is the results from the highest emission for each channel within the authorized band. This table was used to determine the spurious limits for each channel.

Test Diagram:



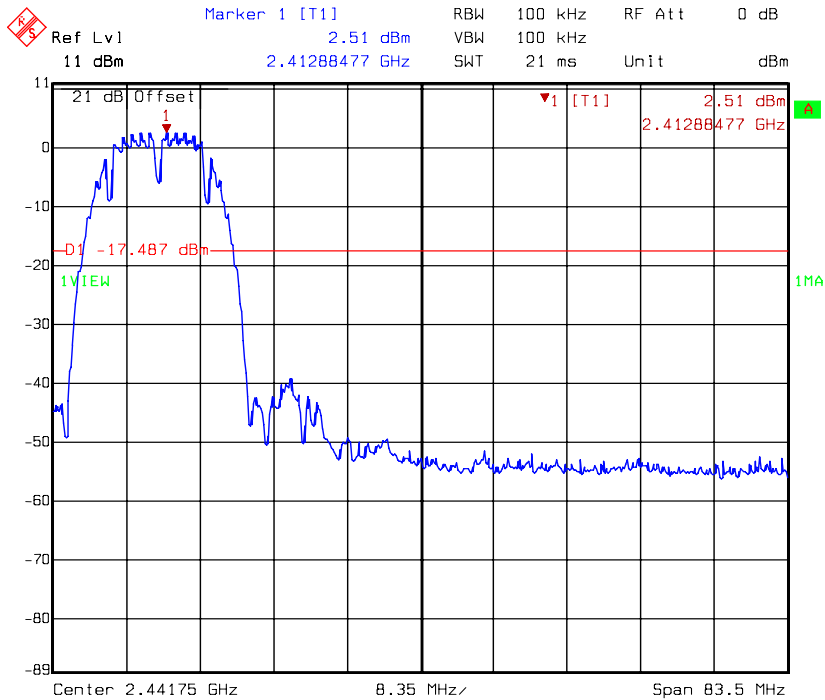
- Note:**
- (1) The EUT was tested while in a continuous transmit mode and the worst case data rates are 1 Mbps data rate for 802.11b mode, 6 Mbps data rate for 802.11g mode, 6 Mbps data rate for 802.11a mode, 6.5 Mbps data rate for 802.11n (HT20) mode and 13.5 Mbps data rate for 802.11n (HT40) mode. The EUT was tuned to a low, middle and high channel.
 - (2) The EUT operating at 2.4 GHz ISM band. Frequency Range scanned from 30 MHz to 25 GHz.

Chain 0: conducted spurious @ 802.11b mode channel 1 (1 of 3)



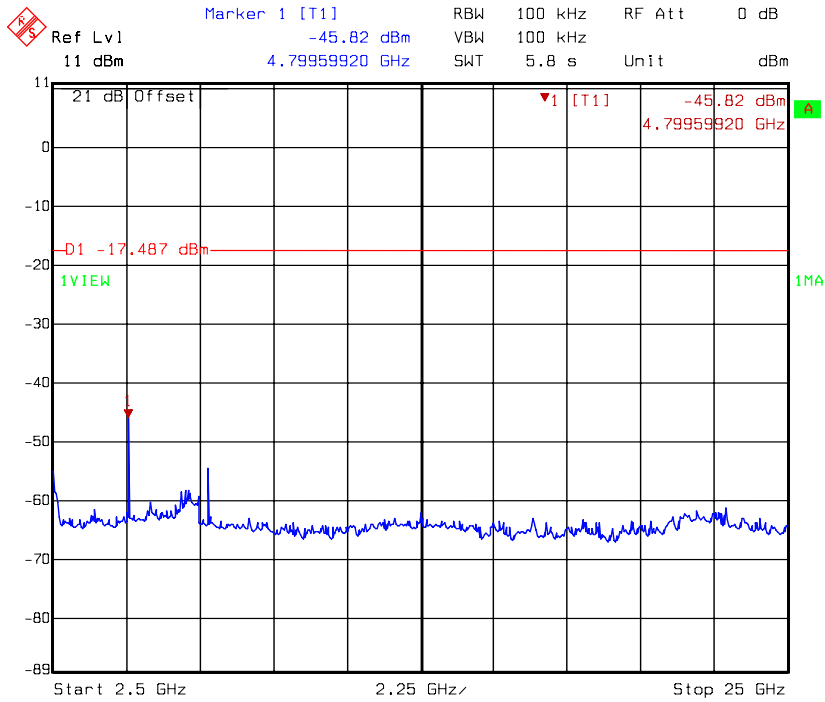
Title: Conductive-Spurious
Comment A: CH 1 at 802.11b mode 30MHz~2400MHzDAC0
Date: 24.NOV.2009 09:56:56

Chain 0: conducted spurious @ 802.11b mode channel 1 (2 of 3)



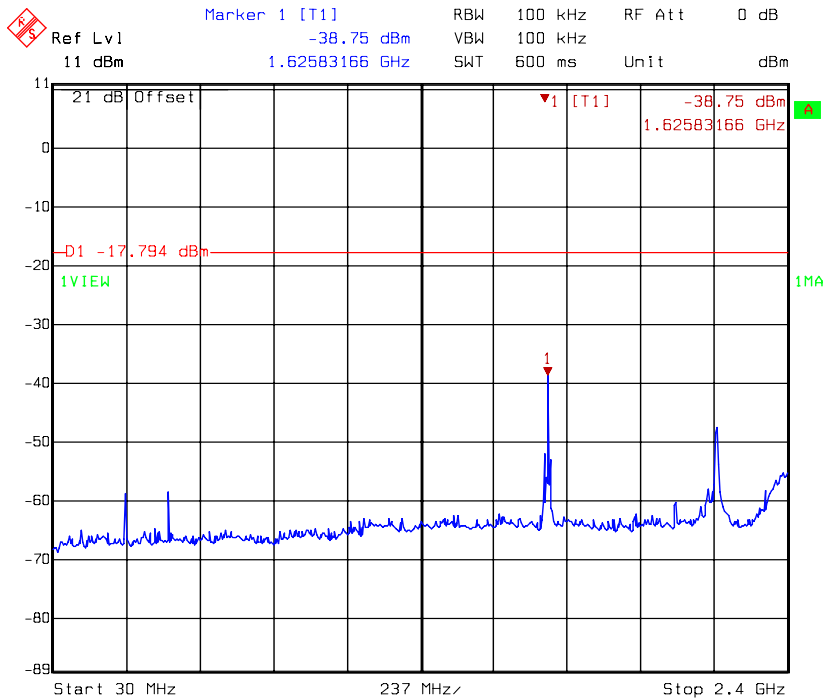
Title: Conductive-Spurious
Comment A: CH 1 at 802.11b mode 2400MHz~2483.5MHzDAC0
Date: 24.NOV.2009 09:56:35

Chain 0: conducted spurious @ 802.11b mode channel 1 (3 of 3)



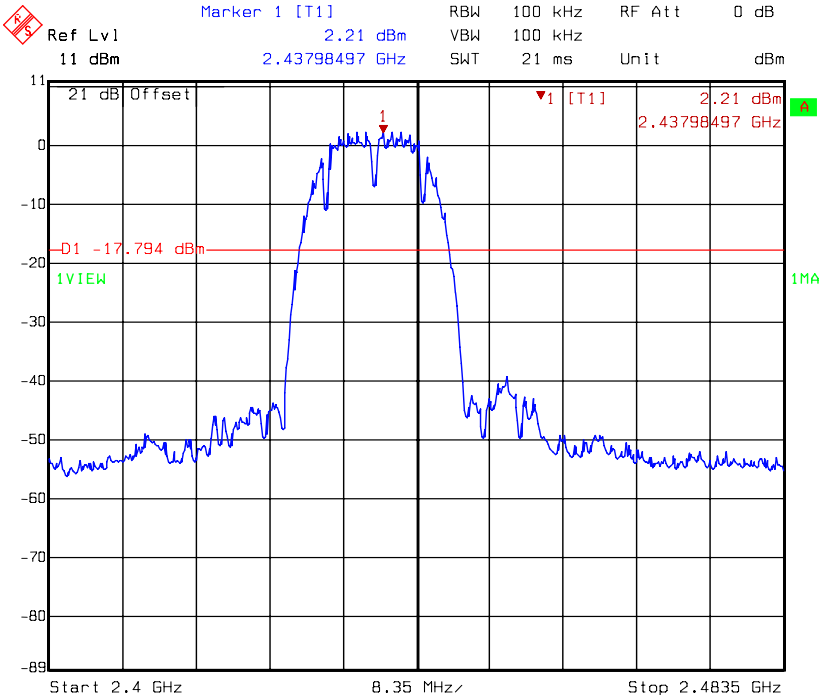
Title: Conductive-Spurious
Comment A: CH 1 at 802.11b mode 2483.5MHz~256HzDAC0
Date: 24.NOV.2009 09:57:24

Chain 0: conducted spurious @ 802.11b mode channel 6 (1 of 3)



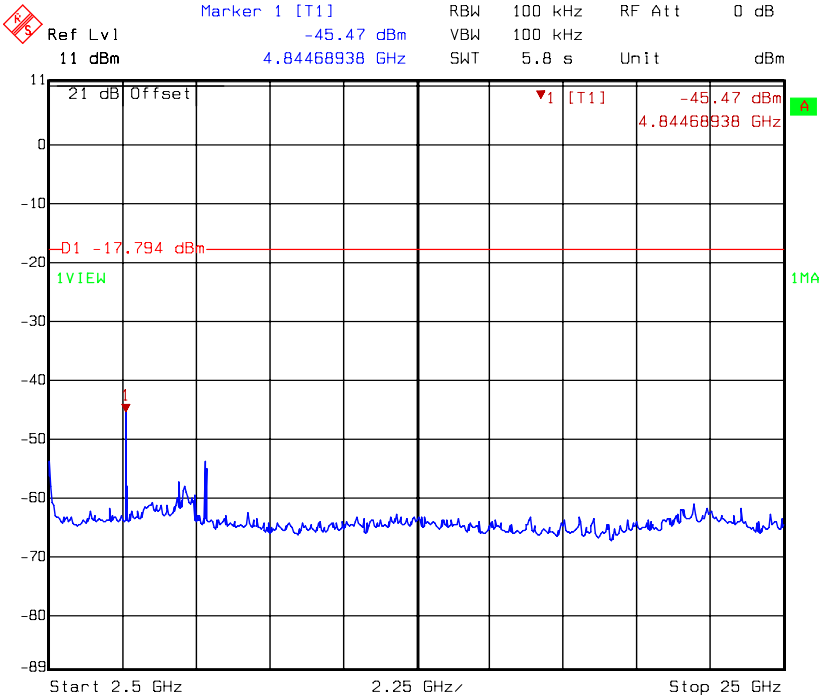
Title: Conductive-Spurious
Comment A: CH 6 at 802.11b mode 30MHz~2400MHzDAC0
Date: 24.NOV.2009 10:00:04

Chain 0: conducted spurious @ 802.11b mode channel 6 (2 of 3)



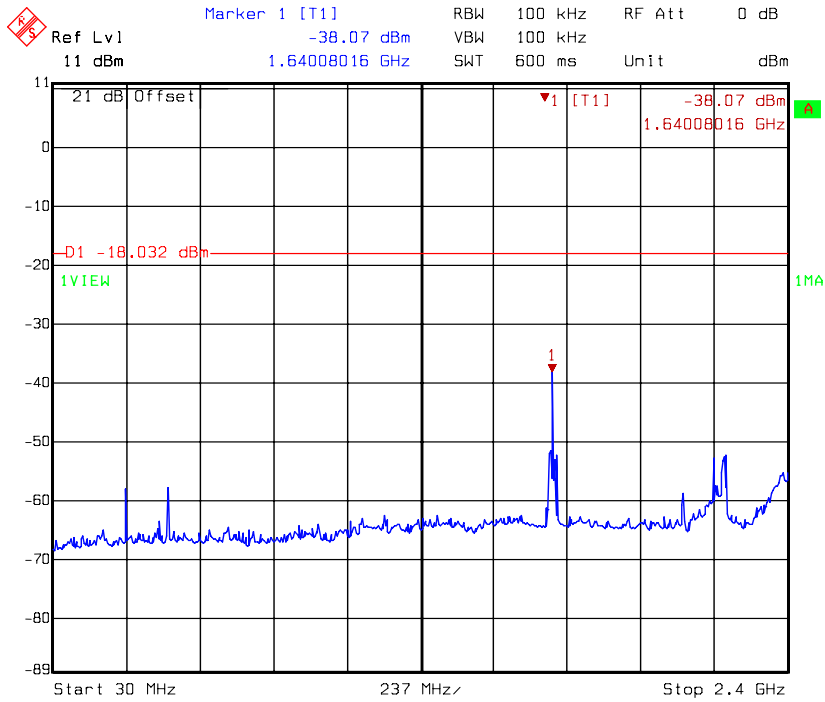
Title: Conductive-Spurious
Comment A: CH 6 at 802.11b mode 2400MHz~2483.5MHzDAC0
Date: 24.NOV.2009 09:59:42

Chain 0: conducted spurious @ 802.11b mode channel 6 (3 of 3)



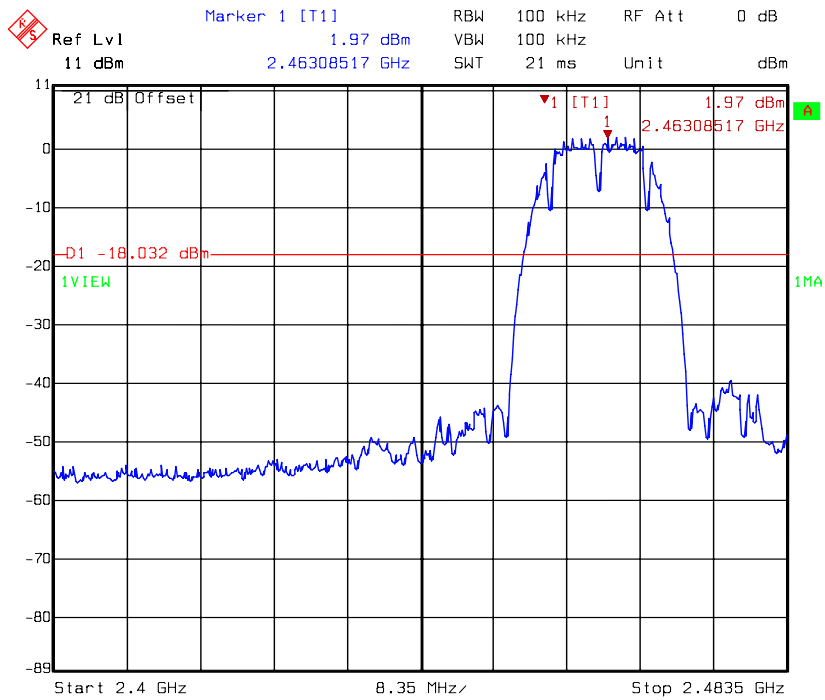
Title: Conductive-Spurious
Comment A: CH 6 at 802.11b mode 2483.5MHz~25GHzDAC0
Date: 24.NOV.2009 10:00:31

Chain 0: conducted spurious @ 802.11b mode channel 11 (1 of 3)



Title: Conductive-Spurious
Comment A: CH 11 at 802.11b mode 30MHz~2400MHzDAC0
Date: 24.NOV.2009 10:04:44

Chain 0: conducted spurious @ 802.11b mode channel 11 (2 of 3)



Title: Conductive-Spurious
Comment A: CH 11 at 802.11b mode 2400MHz~2483.5MHzDAC0
Date: 24.NOV.2009 10:04:23

