

# AQ12

## BLUETOOTH STREAMING AUDIO

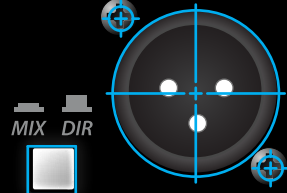


### INPUT



POWER LIMIT

### THRU/MIX OUT



## Aquarius Series

### Bluetooth® Pairing

1. Press BT Pair button to enter the BT pairing mode.
2. Connect your Bluetooth device to the AQ12.

### Stereo Linking Two Speakers

1. Pair your Bluetooth device to the first speaker.
2. Press the BT Pair button on the second speaker to turn BT on.
3. Press the SPKR LINK button on both speakers.
4. To disconnect, press the SPKR LINK button again on either speaker.

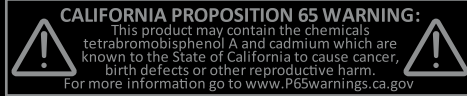
While Pairing or Linking LEDs will flash.  
When Paired or Linked LEDs will be solid.

Peavey Electronics Corporation  
5022 Hartley Peavey Drive  
Meridian, MS 39305  
(601) 483-5365  
www.peavey.com

Designed and Engineered in U.S.A.

CAN-ICES-3(B)/NMB-3(B)

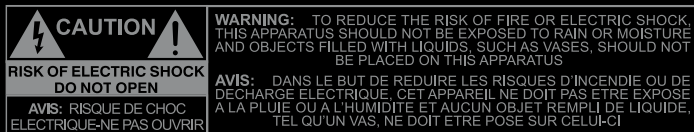
- Apparatets stikprop skal tilsluttes en stikkontakt med jord, som giver forbindelse til stikproppens jord. (For Denmark Only)
- Laitte on liitettävä suojamaadoituskoskettimilla varustettuun pistorasiaan. (For Finland Only)
- Apparatet må tilkoples jordet stikkontakt. (For Norway Only)
- Apparaten skall anslutas till jordat uttag. (For Sweden Only)



THIS DEVICE COMPLIES WITH PART 15 OF THE FCC RULES. OPERATION IS SUBJECT TO THE FOLLOWING TWO CONDITIONS (1) THIS DEVICE MAY NOT CAUSE HARMFUL INTERFERENCE, AND (2) THIS DEVICE MUST ACCEPT ANY INTERFERENCE RECEIVED, INCLUDING INTERFERENCE THAT MAY CAUSE UNDESIRE OPERATION.



FCC ID: I4S-AQ  
IC: 3642A-AQ



120V~ 220-240V~



50/60Hz  
35 WATTS



Consumo de energia  
35Wh



Made in China