

**FCC PART 15 SUBPART C TEST REPORT**

**for**

**Dongle**

**Model No.: Clutch GM70 GAMING Dongle**

**FCC ID: I4LGM70RX**

**of**

Applicant: **Micro Star International Co Ltd**

Address: **No.69, Lide St., Zhonghe Dist ., New Taipei City 235,  
Taiwan (R.O.C.)**

Tested and Prepared

by

**Worldwide Testing Services (Taiwan) Co., Ltd.**

**FCC Registration No.: 930600**


**Industry Canada filed test laboratory Reg. No. IC 5679A-1, IC 5107A-1**

**A2LA Accredited No.: 2732.01**



**Report No.: W6M21703-16657-C-9**


6F, NO. 58, LANE 188, RUEY-KUANG RD., NEIHU TAIPEI 114, TAIWAN, R.O.C.  
TEL: 886-2-66068877 FAX: 886-2-66068879 E-mail: [wts@wts-lab.com](mailto:wts@wts-lab.com)



Registration number: W6M21703-16657-C-9  
FCC ID: I4LGM70RX

## **TABLE OF CONTENTS**

<b>1</b>	<b>GENERAL INFORMATION</b>	<b>2</b>
1.1	NOTES	2
1.2	TESTING LABORATORY	3
1.2.1	<i>Location</i>	3
1.2.2	<i>Details of accreditation status</i>	3
1.3	DETAILS OF APPROVAL HOLDER	3
1.4	APPLICATION DETAILS	4
1.5	GENERAL INFORMATION OF TEST ITEM	4
1.6	TEST STANDARDS	4
<b>2</b>	<b>TECHNICAL TEST</b>	<b>5</b>
2.1	SUMMARY OF TEST RESULTS	5
2.2	TEST ENVIRONMENT	5
2.3	TEST EQUIPMENT LIST	6
2.4	GENERAL TEST PROCEDURE	8
<b>3</b>	<b>TEST RESULTS (ENCLOSURE)</b>	<b>9</b>
3.1	PEAK OUTPUT POWER (TRANSMITTER)	10
3.2	EQUIVALENT ISOTROPIC RADIATED POWER	15
3.3	RF EXPOSURE COMPLIANCE REQUIREMENTS	15
3.4	OUT OF BAND RADIATED EMISSIONS	16
3.5	SPURIOUS EMISSION (TX)	17
3.6	RADIATED EMISSIONS FROM RECEIVER PART	18
3.7	RADIATED EMISSION ON THE BAND EDGE	19
3.8	POWER LINE CONDUCTED EMISSION	23
	APPENDIX	



# Worldwide Testing Services(Taiwan) Co., Ltd.

Registration number: W6M21703-16657-C-9  
FCC ID: I4LGM70RX

## 1 General Information

### **1.1 Notes**

The purpose of conformity testing is to increase the probability of adherence to the essential requirements or conformity specifications, as appropriate.

The complexity of the technical specifications, however, means that full and thorough testing is impractical for both technical and economic reasons.

Furthermore, there is no guarantee that a test sample which has passed all the relevant tests conforms to a specification.

Neither is there any guarantee that such a test sample will interwork with other genuinely open systems. The existence of the tests nevertheless provides the confidence that the test sample possesses the qualities as maintained and that its performance generally conforms to representative cases of communications equipment.

The test results of this test report relate exclusively to the item tested as specified in 1.5.

The test report may only be reproduced or published in full.

Reproduction or publication of extracts from the report requires the prior written approval of the Worldwide Testing Services(Taiwan) Co., Ltd.

### **Tester:**


March 24, 2017	Rick Chen	<i>Rick Chen.</i>
----------------	-----------	-------------------

Date	WTS-Lab.	Name	Signature
------	----------	------	-----------

### **Technical responsibility for area of testing:**

March 24, 2017	Kevin Wang	<i>Kevin Wang</i>
----------------	------------	-------------------

Date	WTS	Name	Signature
------	-----	------	-----------



# **Worldwide Testing Services(Taiwan) Co., Ltd.**

Registration number: W6M21703-16657-C-9

FCC ID: I4LGM70RX

## **1.2 Testing laboratory**

### **1.2.1 Location**

OATS

No.5-1, Lishui, Shuang Sing Village,  
Wanli Dist., New Taipei City 207,  
Taiwan (R.O.C.)

3 meter semi-anechoic chamber

No.35, Aly. 21, Ln. 228, Ankang Rd., Neihu Dist., Taipei City 114, Taiwan (R.O.C.)

TEL:886-2-6613-0228

FAX:886-2-2791-5046

Company

Worldwide Testing Services(Taiwan) Co., Ltd.

6F, NO. 58, LANE 188, RUEY-KUANG RD.

NEIHU, TAIPEI 114, TAIWAN R.O.C.

Tel : 886-2-66068877

Fax : 886-2-66068879

### **1.2.2 Details of accreditation status**

**Accredited testing laboratory**

**A2LA accredited number: 2730.01**

**FCC filed test laboratory Reg. No. 930600**

**Industry Canada filed test laboratory Reg. No. IC 5679A-1, IC 5107A-1**

**Test location, where different from Worldwide Testing Services (Taiwan) Co., Ltd. :**

Name: ./.

Accredited number: ./.


Street: ./.

Town: ./.

Country: ./.

Telephone: ./.

Fax: ./.



# **Worldwide Testing Services(Taiwan) Co., Ltd.**

Registration number: W6M21703-16657-C-9

FCC ID: I4LGM70RX

## **1.3 Details of approval holder**

Name: Micro Star International Co Ltd  
Street: No.69, Lide St., Zhonghe Dist .,  
Town: New Taipei City 235,  
Country: Taiwan (R.O.C.)  
Telephone: +886-2-3434-5599  
Fax: +886-2-2227-1644

## **1.4 Application details**

Date of receipt of test item: March 08, 2017  
Date of test: From March 09, 2017 to March 23, 2017

## **1.5 General information of Test item**

Type of test item: Dongle  
Model Number: Clutch GM70 GAMING Dongle  
Multi-listing model number: ./.  
Photos:  
see Annex

## **Technical data**

Frequency band: 2.400-2.4835 GHz  
Operation Frequency: 2.406-2.478 GHz  
Frequency 1: 2.406 GHz  
Frequency 2: 2.440 GHz  
Frequency 3: 2.478 GHz

Operation modes: Half-Duplex  
Modulation Type: GFSK  
Antenna type: PCB Antenna  
Power supply: USB 5V.d.c.(Power from PC)


## **Manufacturer: (if different from applicant)**

Name: Dongguan Dexin Electronics Co., Ltd  
Street: No.2,Jianye 2 Road,Shitanpu Villiage, Tangxia Town,  
Town: Dongguan, Guangdong Province  
Country: P.R.China

Additional information: ./.

## **1.6 Test standards**

Technical standard : FCC RULES PART 15 SUBPART C § 15.249 (2015-10)



Registration number: W6M21703-16657-C-9

FCC ID: I4LGM70RX

**2 Technical test**

**2.1 Summary of test results**


No deviations from the technical specification(s) were ascertained in the course of the tests performed.

**or**

The deviations as specified in 2.5 were ascertained in the course of the tests performed.

**2.2 Test environment**

Temperature:	23 °C
Relative humidity content:	20 ... 75 %
Air pressure:	86 ... 103 kPa
Details Power supply:	USB 5V.d.c.(Power from PC)
Extreme conditions parameters:	./.




# Worldwide Testing Services(Taiwan) Co., Ltd.

Registration number: W6M21703-16657-C-9

FCC ID: I4LGM70RX

## 2.3 Test Equipment List

No.	Test equipment	Type	Serial No.	Manufacturer	Cal. Date	Next Cal. Date
ETSTW-CE 001	EMI TEST RECEIVER	ESHS10	842121/013	R&S	2016/5/20	2017/5/19
ETSTW-CE 003	AC POWER SOURCE	APS-9102	D161137	GW	Function Test	
ETSTW-CE 008	HF-EICHLITUNG RF STEP ATTENUATOR 139dB DPSP	334.6010.02	844581/024	R&S	Function Test	
ETSTW-CE 009	TEMP.&HUMIDITY CHAMBER	GTH-225-40-1P-U	MAA0305-009	GIANT FORCE	2016/7/15	2017/7/14
ETSTW-CE 016	TWO-LINE V-NETWORK	ENV216	100050	R&S	2016/9/12	2017/9/11
ETSTW-CE 028	MXE EMI Receiver	N9038A	MY53220110	Agilent	2016/8/26	2017/8/25
ETSTW-RE 003	EMI TEST RECEIVER	ESI 26	831438/001	R&S	2016/5/20	2017/5/19
ETSTW-RE 004	EMI TEST RECEIVER	ESI 40	832427/004	R&S	2016/5/25	2017/5/24
ETSTW-RE 005	EMI TEST RECEIVER	ESVS10	843207/020	R&S	2016/7/4	2017/7/3
ETSTW-RE 012	TUNABLE BANDREJECT FILTER	D.C 0309	146	K&L	Function Test	
ETSTW-RE 013	TUNABLE BANDREJECT FILTER	D.C 0336	397	K&L	Function Test	
ETSTW-RE 018	MICROWAVE HORN ANTENNA	AT4560	27212	AR	2016/6/24	2017/6/23
ETSTW-RE 027	Passive Loop Antenna	6512	00034563	ETS-Lindgren	2016/6/29	2017/6/28
ETSTW-RE 030	Double-Ridged Guide Horn Antenna	3117	00035224	ETS-Lindgren	2017/3/20	2018/3/19
ETSTW-RE 042	Biconical Antenna	HK116	100172	R&S	2017/2/7	2018/2/6
ETSTW-RE 043	Log-Periodic Dipole Antenna	HL223	100166	R&S	2017/3/20	2018/3/19
ETSTW-RE 044	Log-Periodic Antenna	HL050	100094	R&S	2016/4/14	2017/4/13
ETSTW-RE 045	ESA-E SERIES SPECTRUM ANALYZER	E4404B	MY45111242	Agilent	Pre-test Use	
ETSTW-RE 050	Attenuator 10dB	50HF-010-1	None	JFW	2017/3/1	2018/2/28
ETSTW-RE 051	Attenuator 6dB	50HF-006-1	None	JFW	2017/3/1	2018/2/28
ETSTW-RE 053	Attenuator 3dB	50HF-003-1	None	JFW	2017/3/1	2018/2/28
ETSTW-RE 055	SPECTRUM ANALYZER	FSU 26	200074	R&S	2017/3/1	2018/2/28
ETSTW-RE 060	Attenuator 30dB	5015-30	F651012z-01	ATM	2017/3/1	2018/2/28
ETSTW-RE 062	Amplifier Module	CHC 2	None	KMIC	2016/4/13	2017/4/12
ETSTW-RE 064	Bluetooth Test Set	MT8852B-042	6K00005709	Anritsu	Function Test	
ETSTW-RE 069	Double-Ridged Guide Horn Antenna	3117	00069377	ETS-Lindgren	Function Test	
ETSTW-RE 072	CELL SITE TEST SET	8921A	3339A00375	HP	2016/9/8	2017/9/7
ETSTW-RE 088	SOLID STATE AMPLIFIER	KMA180265A01	99057	KMIC	2016/9/20	2017/9/19
ETSTW-RE 099	DC Block	50DB-007-1	None	JFW	2017/3/1	2018/2/28
ETSTW-RE 112	AC POWER SOURCE	TFC-1005	T-0A023536	T-Power	Function test	
ETSTW-RE 115	2.4GHz Notch Filter	N0124411	473874	MICROWAVE CIRCUITS	2017/1/12	2018/1/11
ETSTW-RE 120	RF Player	MP9200	MP9210-111022	ADIVIC	Function test	
ETSTW-RE 122	SIGNAL GENERATOR	SMF100A	102149	R&S	2016/5/23	2017/5/22
ETSTW-RE 125	5GHz Notch filter	5NSL11-5200/E221.3-O/O	1	K&L Microwave	2016/8/10	2017/8/9
ETSTW-RE 126	5GHz Notch filter	5NSL12-5800/E221.3-O/O	1	K&L Microwave	2016/8/10	2017/8/9
ETSTW-RE 127	RF Switch Box	RFS-01	None	WTS	2017/3/1	2018/2/28




# Worldwide Testing Services(Taiwan) Co., Ltd.

Registration number: W6M21703-16657-C-9

FCC ID: I4LGM70RX

ETSTW-RE 128	5.3GHz Notch filter	N0153001	SN487233	Microwave Circuits	2016/8/10	2017/8/9
ETSTW-RE 129	5.5GHz Notch filter	N0555984	SN487234	Microwave Circuits	2016/8/10	2017/8/9
ETSTW-RE 130	Handheld RF Spectrum Analyzer	N9340A	CN0147000204	Agilent	Pre-test Use	
ETSTW-RE 142	Amplifier	8447D	2805A03378	Agilent	2016/4/13	2017/4/12
ETSTW-RE 143	Humidity Temperature Meter	TES-1260	110104623	TES	2016/8/19	2017/8/18
ETSTW-RE 147	Bi-log Hybrid Antenna	MCTD 2786B	BLB16M04005	ETC	2017/3/20	2018/3/19
ETSTW-EMI 011	USB Compact Modulator	SFC-U	101689	R&S	2016/5/4	2017/5/3
ETSTW-GSM 002	Universal Radio Communication Tester	CMU 200	109439	R&S	2017/2/24	2018/2/23
ETSTW-GSM 003	Radio Communication Analyzer	MT8820C	6201342073	Anritsu	2017/2/10	2018/2/9
ETSTW-GSM 004	Wideband Radio Communication Tester	CMW500	128092	R&S	2016/12/15	2017/12/14
ETSTW-GSM 019	Band Reject Filter	WRCTF824/849-822/851-40 /12+9SS	3	WI	2017/1/12	2018/1/11
ETSTW-GSM 020	Band Reject Filter	WRCD1747/1748-1743/1752-32/5SS	1	WI	2017/1/12	2018/1/11
ETSTW-GSM 021	Band Reject Filter	WRCD1879.5/1880.5-1875.5/1884.5-32/5SS	3	WI	2017/1/12	2018/1/11
ETSTW-GSM 022	Band Reject Filter	WRCT901.9/903.1-904.25-50/8SS	1	WI	2017/1/12	2018/1/11
ETSTW-GSM 023	Power Divider	4901.19.A	None	SUHNER	2016/9/14	2017/9/13
ETSTW-Cable 010	BNC Cable	RGS-142	None	THERMAX	2016/9/12	2017/9/11
ETSTW-Cable 011	SMA to N type Cable	RGU-400	None	THERMAX	Pre-test Use NCR	
ETSTW-Cable 012	BNC Cable	RGS-400	None	THERMAX	2016/9/12	2017/9/11
ETSTW-Cable 016	BNC Cable	Switch Box	B Cable 1	Schwarz beck	2017/2/23	2018/2/22
ETSTW-Cable 017	BNC Cable	X Cable	B Cable 2	Schwarz beck	2017/2/23	2018/2/22
ETSTW-Cable 018	BNC Cable	Y Cable	B Cable 3	Schwarz beck	2017/2/23	2018/2/22
ETSTW-Cable 019	BNC Cable	Z Cable	B Cable 4	Schwarz beck	2017/2/23	2018/2/22
ETSTW-Cable 020	N TYPE Cable	OATS Cable 1	N30N30-L335-15M	JYE BAO CO.,LTD.	2016/4/22	2017/4/21
ETSTW-Cable 022	N TYPE Cable	5006	0002	JYE BAO CO.,LTD.	2016/4/7	2017/4/6
ETSTW-Cable 026	Microwave Cable	SUCOFLEX 104	279075	HUBER+SUHNER	2017/3/1	2018/2/28
ETSTW-Cable 027	Microwave Cable	SUCOFLEX 104	279083	HUBER+SUHNER	2016/5/13	2017/5/12
ETSTW-Cable 028	Microwave Cable	FA147A0015M2020	30064-2	UTIFLEX	2016/9/20	2017/9/19
ETSTW-Cable 029	Microwave Cable	FA147A0015M2020	30064-3	UTIFLEX	2016/9/20	2017/9/19
ETSTW-Cable 030	Microwave Cable	SUCOFLEX 104 (S Cable 9)	279067	HUBER+SUHNER	2017/3/1	2018/2/28
ETSTW-Cable 031	Microwave Cable	SUCOFLEX 104 (S Cable 10)	238092	HUBER+SUHNER	2016/4/13	2017/4/12
ETSTW-Cable 043	Microwave Cable	SUCOFLEX 104	317576	HUBER+SUHNER	2016/4/13	2017/4/12
ETSTW-Cable 048	Microwave Cable	SUCOFLEX 104	325518	HUBER+SUHNER	2016/4/13	2017/4/12
ETSTW-Cable 058	Microwave Cable	SUCOFLEX 104	none	HUBER+SUHNER	2017/2/20	2018/2/19
ETSTW-Cable 064	Microwave Cable	SUCOFLEX 104	MY28891	HUBER+SUHNER	2016/4/13	2017/4/12
ETSTW-Cable 066	SMA type cable	32022	None	ASTROLAB	2016/9/12	2017/9/11
ETSTW-Cable 071	N TYPE CABLE	EMCCFD400-NM-NM-25000	170239	EMCI	2017/2/20	2018/2/19
WTSTW-SW 002	EMI TEST SOFTWARE	EZ EMC	None	Farad	Version ETS-03A1	
WTSTW-SW 006	EMI TEST SOFTWARE	e3	None	AUDIX	Version 9.161014	
WTSTW-SW 008	Signal studio	Agilent	None	AUDIX	Version 2.0.0.1	





Registration number: W6M21703-16657-C-9  
FCC ID: I4LGM70RX

## **2.4 General Test Procedure**

**POWER LINE CONDUCTED INTERFERENCE:** The procedure used was ANSI STANDARD C63.10-2013 6.2 using a LISN (if necessary). Both lines were observed. The bandwidth of the spectrum analyzer was 10 kHz with an appropriate sweep speed.

**RADIATION INTERFERENCE:** The test procedure used was according to ANSI STANDARD C63.10-2013 6.3 employing a spectrum analyzer. For investigated frequency is equal to or below 1GHz, the RBW and VBW of the spectrum analyzer was 100 kHz and 100kHz respectively with an appropriate sweep speed. For investigated frequency is above 1GHz, both of RBW and VBW of the spectrum analyzer were 1 MHz with an appropriate sweep speed. The analyzer was calibrated in dB above a microvolt at the output of the antenna.

**FORMULA OF CONVERSION FACTORS:** The Field Strength at 3m was established by adding the meter reading of the spectrum analyzer (which is set to read in units of dB $\mu$ V) to the antenna correction factor supplied by the antenna manufacturer. The antenna correction factors are stated in terms of dB.

Example:

Freq (MHz)	METER READING + ACF + CABLE LOSS (to the receiver) = FS
33	20 dB $\mu$ V + 10.36 dB + 6 dB = 36.36 dB $\mu$ V/m @3m


**ANSI STANDARD C63.10-2013 6.2.2 MEASUREMENT PROCEDURES:** The EUT was placed on a table 80 cm height and with dimensions of 1m by 1.5m (non metallic table). The EUT was placed in the centre of the table. The table used for radiated measurements is capable of continuous rotation. The spectrum was scanned from 30 MHz to 10<sup>th</sup> harmonic of the fundamental.

Peak readings were taken in three (3) orthogonal planes and the highest readings.

Measurements were made by Worldwide Testing Services(Taiwan) Co., Ltd. at the registered open field test site located at No.5-1, Lishui, Shuang Sing Village, Wanli Dist., New Taipei City 207, Taiwan (R.O.C.). The Registration Number: 930600.

When an emission was found, the table was rotated to produce the maximum signal strength. At this point, the antenna was raised and lowered from 1m to 4m. The antenna was placed in both the horizontal and vertical planes.

**ANSI STANDARD C63.10-2013 B.2.7:** Any measurements that utilize special test software shall be indicated and referenced in the test report. During testing, test software 'EZ EMC' was used for setting up different operation modes.




Registration number: W6M21703-16657-C-9  
FCC ID: I4LGM70RX

**3 Test results (enclosure)**

Test case	Para. Number	Required	Test passed	Test failed
Peak Output Power	15.249 (a)	<input checked="" type="checkbox"/>	<input checked="" type="checkbox"/>	<input type="checkbox"/>
Spurious Emissions radiated – Transmitter operating	15.249 (e)	<input checked="" type="checkbox"/>	<input checked="" type="checkbox"/>	<input type="checkbox"/>
Spurious Emissions conducted – Transmitter operating	15.249 (e)	<input type="checkbox"/>	<input type="checkbox"/>	<input type="checkbox"/>
Radiated Emission from Receiver Part	15.109	<input type="checkbox"/>	<input type="checkbox"/>	<input type="checkbox"/>
Out of Band Spurious Emission, Band edge-Transmitter operating	15.249 (e)	<input checked="" type="checkbox"/>	<input checked="" type="checkbox"/>	<input type="checkbox"/>
Power Line Conducted Emission	15.207	<input checked="" type="checkbox"/>	<input checked="" type="checkbox"/>	<input type="checkbox"/>

The following is intentionally left blank.



# Worldwide Testing Services(Taiwan) Co., Ltd.

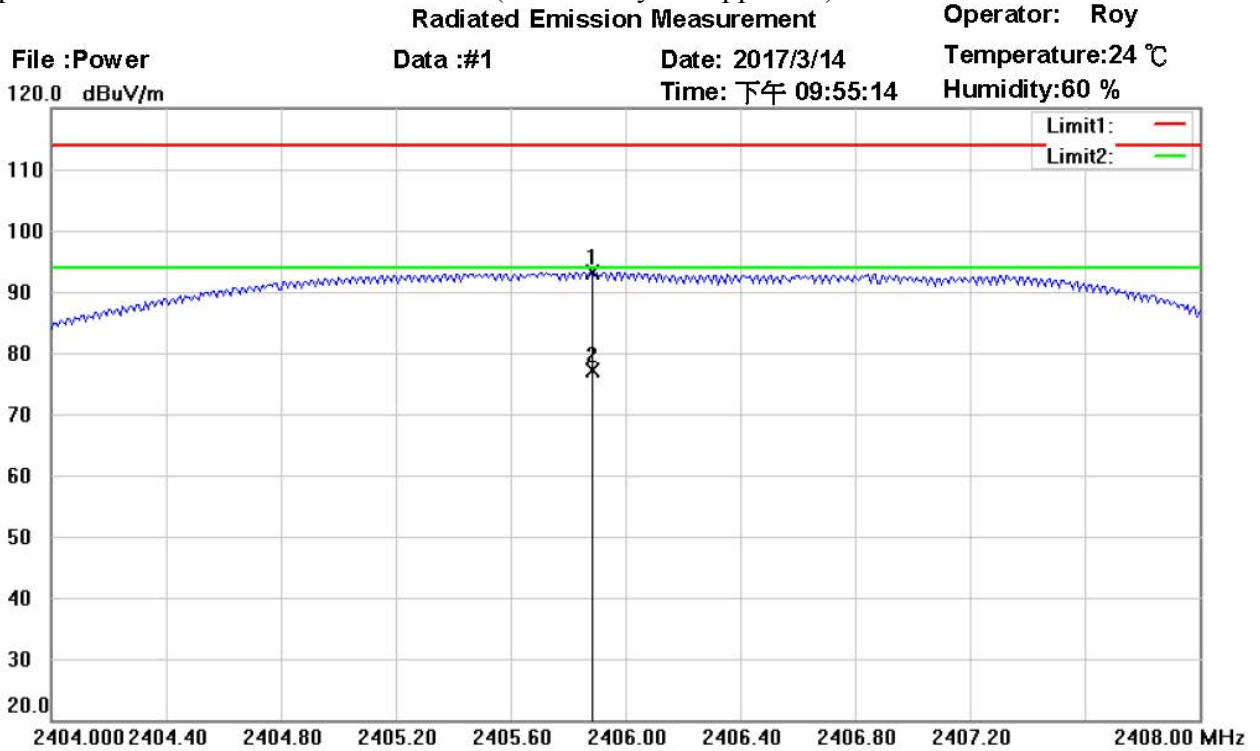
Registration number: W6M21703-16657-C-9  
 FCC ID: I4LGM70RX

## 3.1 Peak Output Power (transmitter)

FCC Rule: 15.249 (b)


This measurement applies to equipment with an integral antenna and to equipment with an antenna connector and equipped with an antenna as declared by the applicant.

The power was measured with modulation (declared by the applicant).



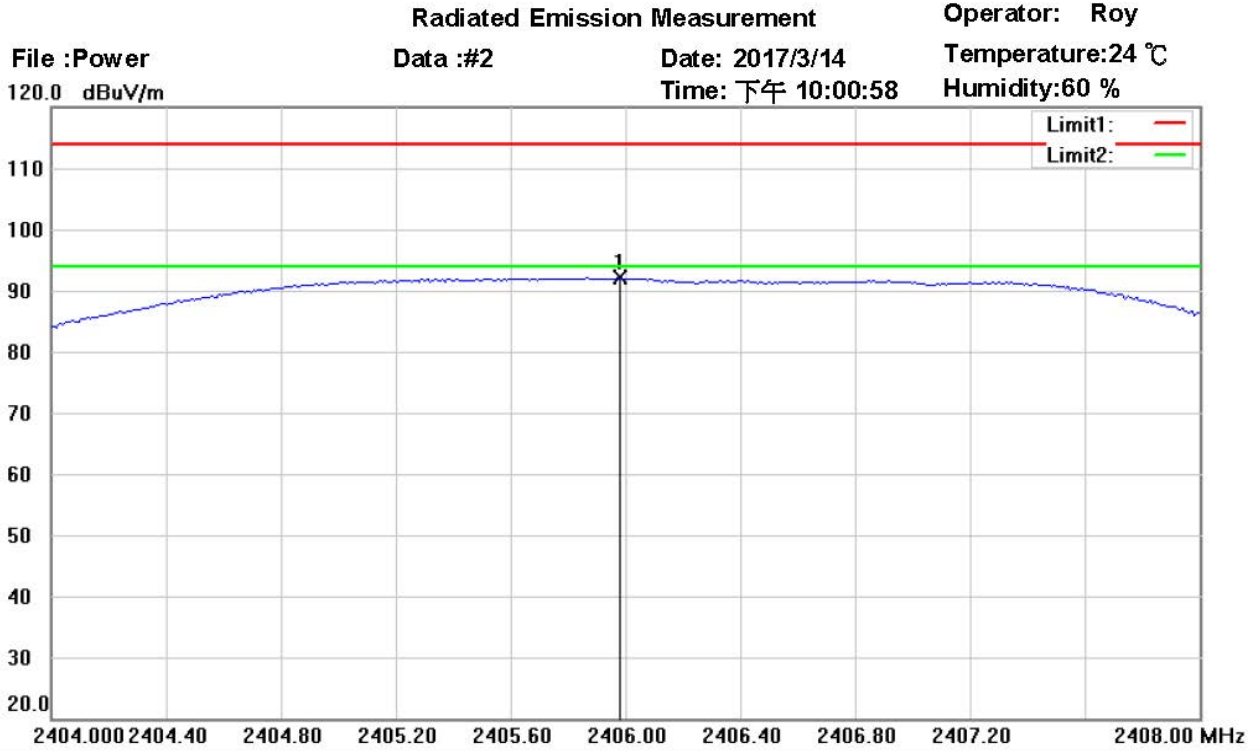
Site : Chamber  
 Condition : FCC 15.249 power\_PK      Polarization: *Horizontal*  
 EUT : W6M21703-16657      Power : 5 Vd.c.  
 M/N:      Distance: 3m  
 Test Mode : Power  
 Note :

Mk.	Frequency (MHz)	Reading (dBuV)	Detector	Corr. factor (dB/m)	Result (dBuV/m)	Limit (dBuV/m)	Ant.Pos (cm)	Tab.Pos (deg.)	Margin (dB)	Comment
	2405.876	54.57	peak	38.52	93.09	114.00	100	100	-20.91	
*	2405.876	38.51	AVG	38.52	77.03	94.00	100	100	-16.97	



# Worldwide Testing Services(Taiwan) Co., Ltd.


Registration number: W6M21703-16657-C-9  
 FCC ID: I4LGM70RX



Site : Chamber  
 Condition : FCC 15.249 power\_PK  
 EUT : W6M21703-16657  
 M/N:  
 Test Mode : Power  
 Note :

Polarization: *Vertical*  
 Power : 5 Vd.c.  
 Distance: 3m

Mk.	Frequency (MHz)	Reading (dBuV)	Detector	Corr. factor (dB/m)	Result (dBuV/m)	Limit (dBuV/m)	Ant.Pos (cm)	Tab.Pos (deg.)	Margin (dB)	Comment
*	2405.972	53.55	peak	38.52	92.07	114.00	100	135	-21.93	



# Worldwide Testing Services(Taiwan) Co., Ltd.

Registration number: W6M21703-16657-C-9  
 FCC ID: I4LGM70RX

## Radiated Emission Measurement

Operator: Roy

File :1

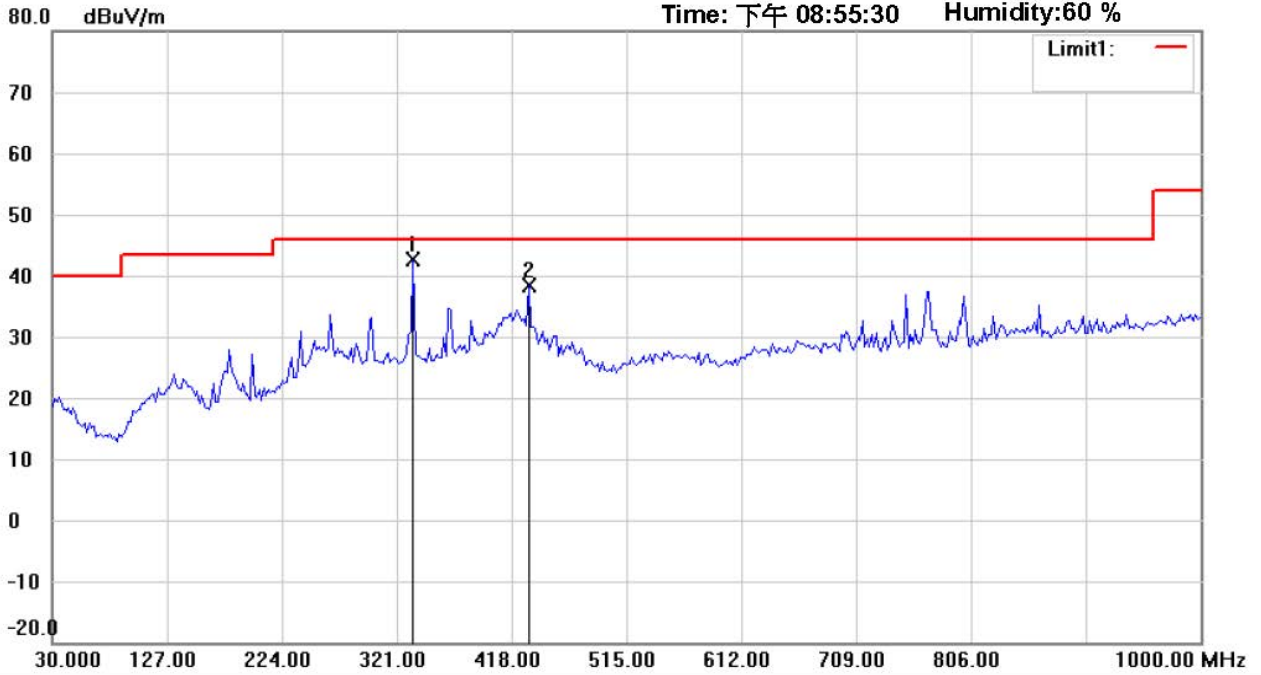
Data :#1

Date: 2017/3/15

Temperature:24 °C

Time: 下午 08:55:30

Humidity:60 %



Site : Chamber

Condition : FCC\_part 15 RE-Class C\_30-1000MHz

Polarization: *Horizontal*

EUT : W6M21703-16657

Power : 5 Vd.c.

M/N:

Distance: 3m

Test Mode : TX 2440MHz

Note :

Mk.	Frequency (MHz)	Reading (dBuV)	Detector	Corr. factor (dB/m)	Result (dBuV/m)	Limit (dBuV/m)	Ant.Pos (cm)	Tab.Pos (deg.)	Margin (dB)	Comment
*	335.1904	47.51	peak	-4.87	42.64	46.00	100	90	-3.36	
	432.3848	41.47	peak	-3.09	38.38	46.00	100	285	-7.62	



# Worldwide Testing Services(Taiwan) Co., Ltd.

Registration number: W6M21703-16657-C-9  
 FCC ID: I4LGM70RX

## Radiated Emission Measurement

Operator: Roy  
 Temperature: 24 °C  
 Humidity: 60 %

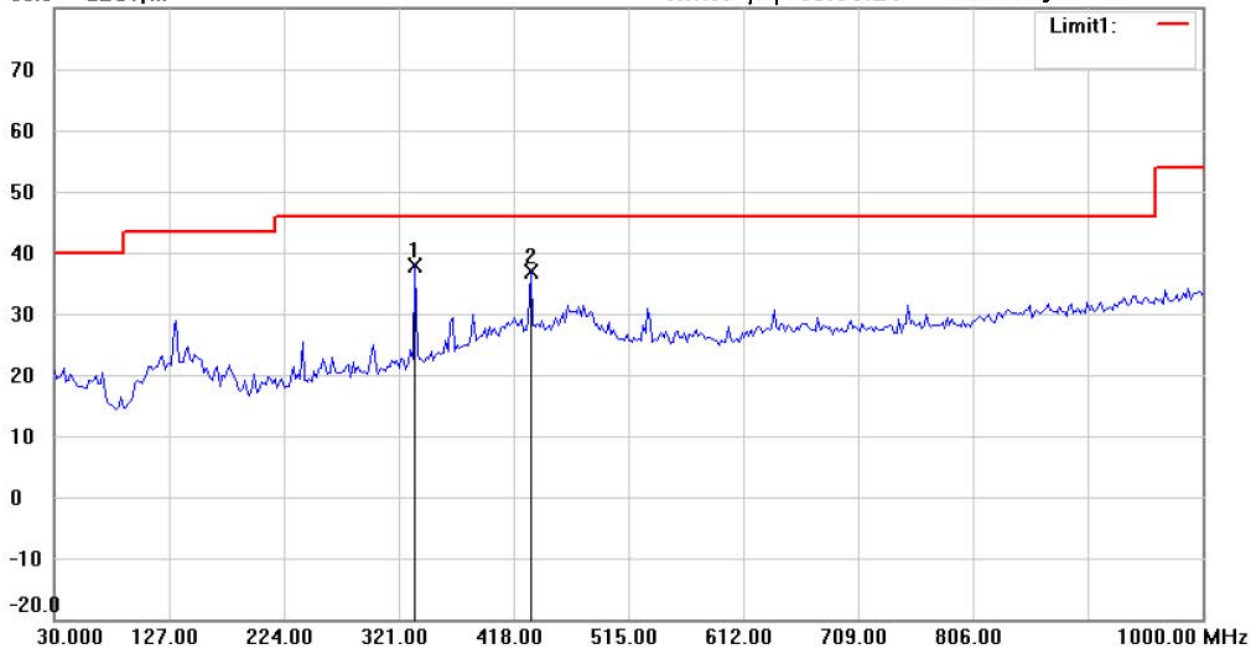
File :1

Data :#2

Date: 2017/3/15

Time: 下午 08:56:24

80.0 dBuV/m



Site : Chamber

Condition : FCC\_part 15 RE-Class C\_30-1000MHz

EUT : W6M21703-16657

M/N:

Test Mode : TX 2440MHz

Note :

Polarization: *Vertical*

Power : 5 Vd.c.

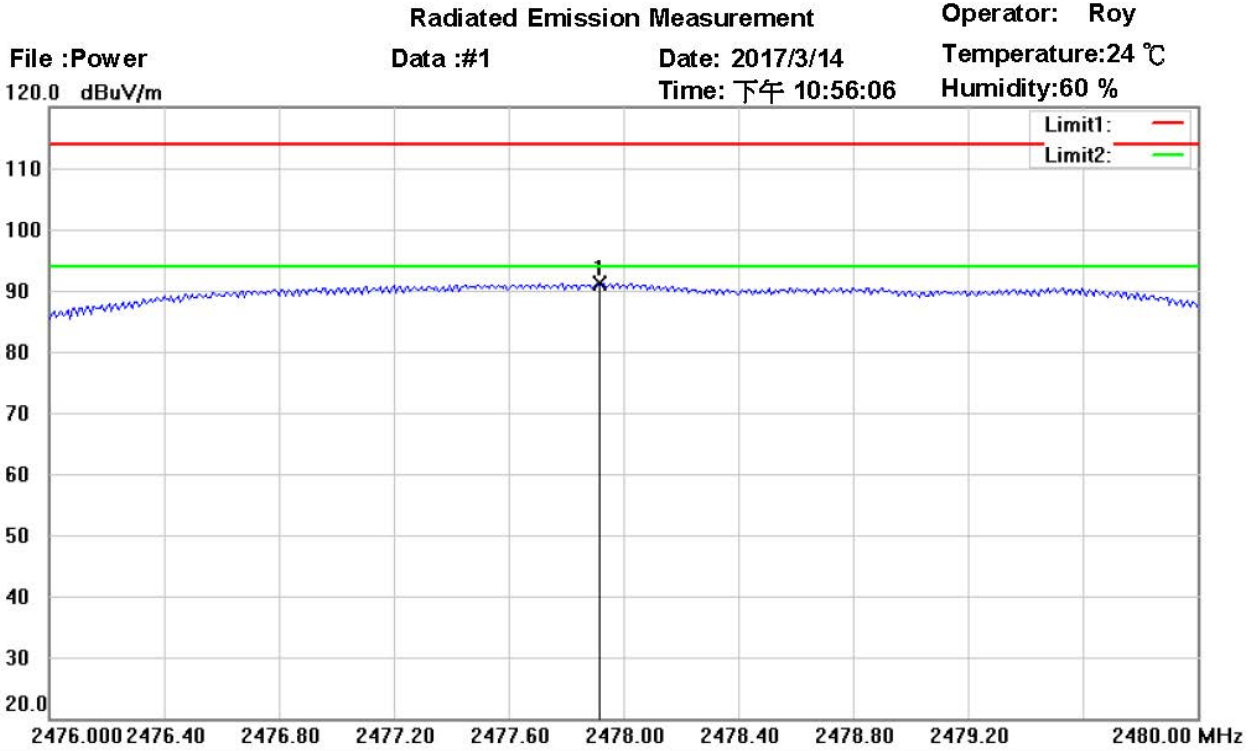
Distance: 3m

Mk.	Frequency (MHz)	Reading (dBuV)	Detector	Corr. factor (dB/m)	Result (dBuV/m)	Limit (dBuV/m)	Ant.Pos (cm)	Tab.Pos (deg.)	Margin (dB)	Comment
*	335.1904	42.81	peak	-4.87	37.94	46.00	100	160	-8.06	
	432.3848	39.93	peak	-3.09	36.84	46.00	100	105	-9.16	



# Worldwide Testing Services(Taiwan) Co., Ltd.

Registration number: W6M21703-16657-C-9  
 FCC ID: I4LGM70RX




Site : Chamber  
 Condition : FCC 15.249 power\_PK  
 EUT : W6M21703-16657  
 M/N:  
 Test Mode : Power  
 Note :

Polarization: *Horizontal*  
 Power : 5 Vd.c.  
 Distance: 3m

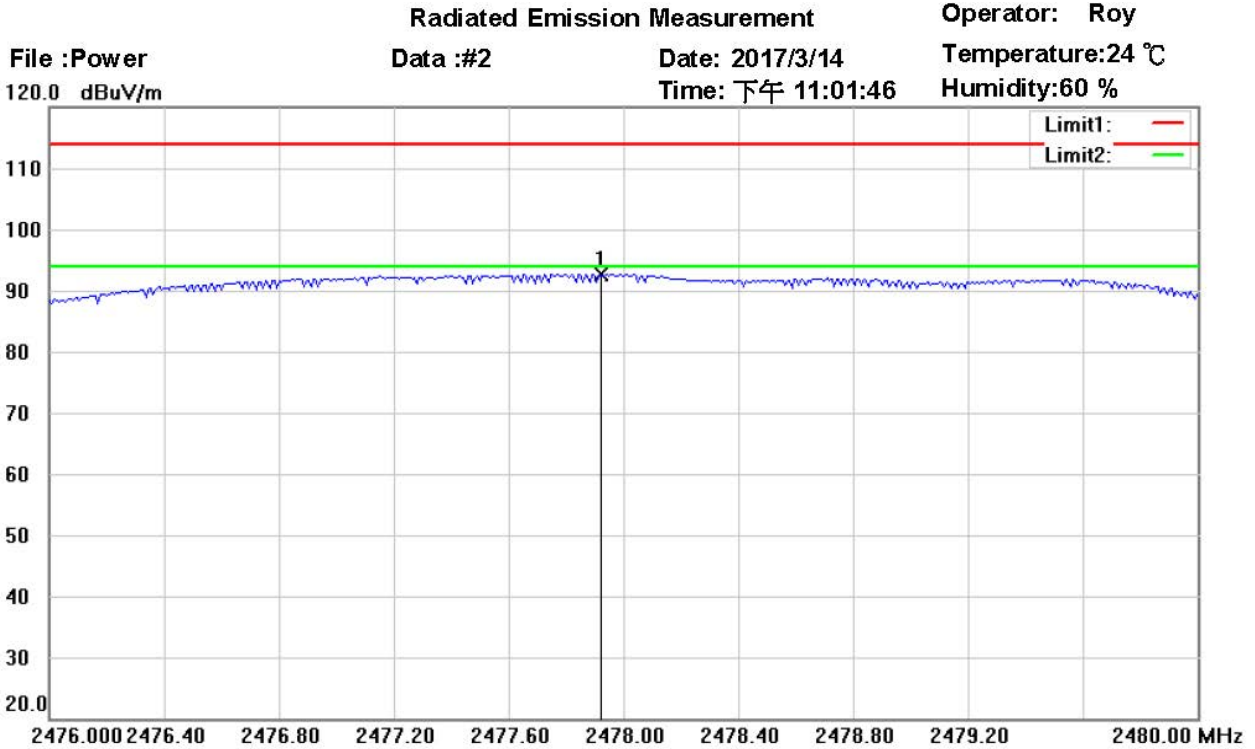
Mk.	Frequency (MHz)	Reading (dBuV)	Detector	Corr. factor (dB/m)	Result (dBuV/m)	Limit (dBuV/m)	Ant.Pos (cm)	Tab.Pos (deg.)	Margin (dB)	Comment
*	2477.908	52.40	peak	38.75	91.15	114.00	100	275	-22.85	





# Worldwide Testing Services(Taiwan) Co., Ltd.

Registration number: W6M21703-16657-C-9  
 FCC ID: I4LGM70RX



Site : Chamber  
 Condition : FCC 15.249 power\_PK  
 EUT : W6M21703-16657  
 M/N:  
 Test Mode : Power  
 Note :

Polarization: *Vertical*  
 Power : 5 Vd.c.  
 Distance: 3m

Mk.	Frequency (MHz)	Reading (dBuV)	Detector	Corr. factor (dB/m)	Result (dBuV/m)	Limit (dBuV/m)	Ant.Pos (cm)	Tab.Pos (deg.)	Margin (dB)	Comment
*	2477.916	53.94	peak	38.75	92.69	114.00	100	150	-21.31	

Test equipment used: ETSTW-RE 004, ETSTW-RE 030, ETSTW-RE 062, ETSTW-RE 142, ETSTW-RE 147


### 3.2 Equivalent isotropic radiated power

Because using an permanent antenna there are no deviations from the radiated test results according 3.1.

### 3.3 RF Exposure Compliance Requirements

Not applicable for this EUT for the low power level.





Registration number: W6M21703-16657-C-9

FCC ID: I4LGM70RX

**3.4 Out of Band Radiated Emissions**

FCC Rule: 15.249 (d)(e), 15.35(b)

Emissions radiated outside of the specified frequency bands, except for harmonics, shall be attenuated by at least 50 dB below the level of the fundamental or to the general radiated emission limits in Section 15.209, whichever is the lesser attenuation.

For frequency above 1000 MHz, the field strength limits are based on average limits. However, the peak field strength of any emission shall not exceed the maximum permitted average limits specified above by more than 20 dB under any condition of modulation. For point-to-point operation, the peak field strength shall not exceed 2500 millivolts/meter at 3 meters along the antenna azimuth.

Limits:

Frequency of Emission (MHz)	Field strength (microvolts/meter)	Field Strength (dB microvolts/meter)
30 - 88	100	40.0
88 - 216	150	43.5
216 - 960	200	46.5
Above 960	500	54.0


For frequencies above 1 GHz (Peak measurements).

Limit + 20 dB     $54.0 \text{ dB}\mu\text{V/m} + 20 \text{ dB} = 74 \text{ dB}\mu\text{V/m}$

Or

Must be attenuated at least 50dB below the level of fundament

Test equipment used: ETSTW-RE 004, ETSTW-RE 062, ETSTW-RE 142, ETSTW-RE 147, ETSTW-RE 030



# Worldwide Testing Services(Taiwan) Co., Ltd.

Registration number: W6M21703-16657-C-9

FCC ID: I4LGM70RX

## 3.5 Spurious emission (tx)

Spurious emission was measured with modulation (declared by manufacturer).

Emissions radiated outside of the specified frequency bands, except for harmonics, shall be attenuated by at least 50 dB below the level of the fundamental or to the general radiated emission limits in Section 15.209, whichever is the lesser attenuation.

For frequencies above 1000 MHz, the field strength limits are based on average limits. However, the peak field strength of any emission shall not exceed the maximum permitted average limits specified above by more than 20 dB under any condition of modulation. For point-to-point operation, the peak field strength shall not exceed 2500 millivolts/meter at 3 meters along the antenna azimuth.

SAMPLE CALCULATION OF LIMIT. ALL results will be updated by an automatic measuring system in accordance with point 2.3.

The peak and average spurious emission plots was measured with the average limits.

The critical peak value listed in the table agree with the above calculated limits.

### Summary table with radiated data of the test plots

Clutch GM70 GAMING

Model: Dongle Date: --  
 Mode: -- Temperature: -- °C Engineer: --  
 Polarization: -- Humidity: -- %

Frequency (MHz)	Reading (dBuV)	Detector	Factor (dB)	Result (dBuV/m)	Limit (dBuV/m)	Margin (dB)	Table Degree (Deg.)	Ant. High (cm)
--	--	--	--	--	--	--	--	--
--	--	--	--	--	--	--	--	--

Frequency (MHz)	Reading (dBuV)		Factor (dB) Corr.	Result @3m (dBuV/m)		Limit @3m (dBuV/m)		Margin (dB)	Table Degree (Deg.)	Ant. High (cm)
	Peak	Ave.		Peak	Ave.	Peak	Ave.			
--	--	--	--	--	--	--	--	--	--	--
--	--	--	--	--	--	--	--	--	--	--

- Note**
1. Correction Factor = Antenna factor + Cable loss - Preamplifier
  2. The formula of measured value as: Test Result = Reading + Correction Factor
  3. Detector function in the form : PK = Peak, QP = Quasi Peak, AV = Average
  4. All not in the table noted test results are more than 20 dB below the relevant limits.
  5. Measurement uncertainty for 3m measurement: 30-1000 MHz = ± 3.30 dB, 1-18 GHz = ± 2.28dB, 18-40 GHz = ± 2.19 dB ; Reported uncertainties represent expanded uncertainties expressed at approximately the 95% confidence level using a coverage factor of k = 2.
  6. Up Line: PK Limit Line, Down Line: Ave Limit Line.
  7. See attached diagrams in appendix.

**TEST RESULT (Transmitter):** The unit DOES meet the FCC requirements.

Test equipment used: ETSTW-RE 004, ETSTW-RE 062, ETSTW-RE 142, ETSTW-RE 147, ETSTW-RE 030, ETSTW-RE 088, ETSTW-RE 018



Registration number: W6M21703-16657-C-9  
 FCC ID: I4LGM70RX

**3.6 Radiated Emissions from Receiver Part**

FCC Rule: 15.109

Clutch GM70 GAMING

Model: Dongle Date: --  
 Mode: -- Temperature: -- °C Engineer: --  
 Polarization: -- Humidity: -- %


Frequency (MHz)	Reading (dBuV)	Detector	Factor (dB)	Result (dBuV/m)	Limit (dBuV/m)	Margin (dB)	Table Degree (Deg.)	Ant. High (cm)
--	--	--	--	--	--	--	--	--
--	--	--	--	--	--	--	--	--

Frequency (MHz)	Reading (dBuV)		Factor (dB) Corr.	Result @3m (dBuV/m)		Limit @3m (dBuV/m)		Margin (dB)	Table Degree (Deg.)	Ant. High (cm)
	Peak	Ave.		Peak	Ave.	Peak	Ave.			
--	--	--	--	--	--	--	--	--	--	--
--	--	--	--	--	--	--	--	--	--	--

1. Correction Factor = Antenna factor + Cable loss - Preamplifier
2. The formula of measured value as: Test Result = Reading + Correction Factor
3. Detector function in the form : PK = Peak, QP = Quasi Peak, AV = Average
4. All not in the table noted test results are more than 20 dB below the relevant limits.
5. Measurement uncertainty for 3m measurement : 30-1000 MHz = ± 3.30 dB, 1-18 GHz = ±2.28 dB, 18-40 GHz= ±2.19 dB ; Reported uncertainties represent expanded uncertainties expressed at approximately the 95% confidence level using a coverage factor of k = 2.

Test equipment used: ETSTW-RE 004, ETSTW-RE 111, ETSTW-RE 030, ETSTW-RE 044

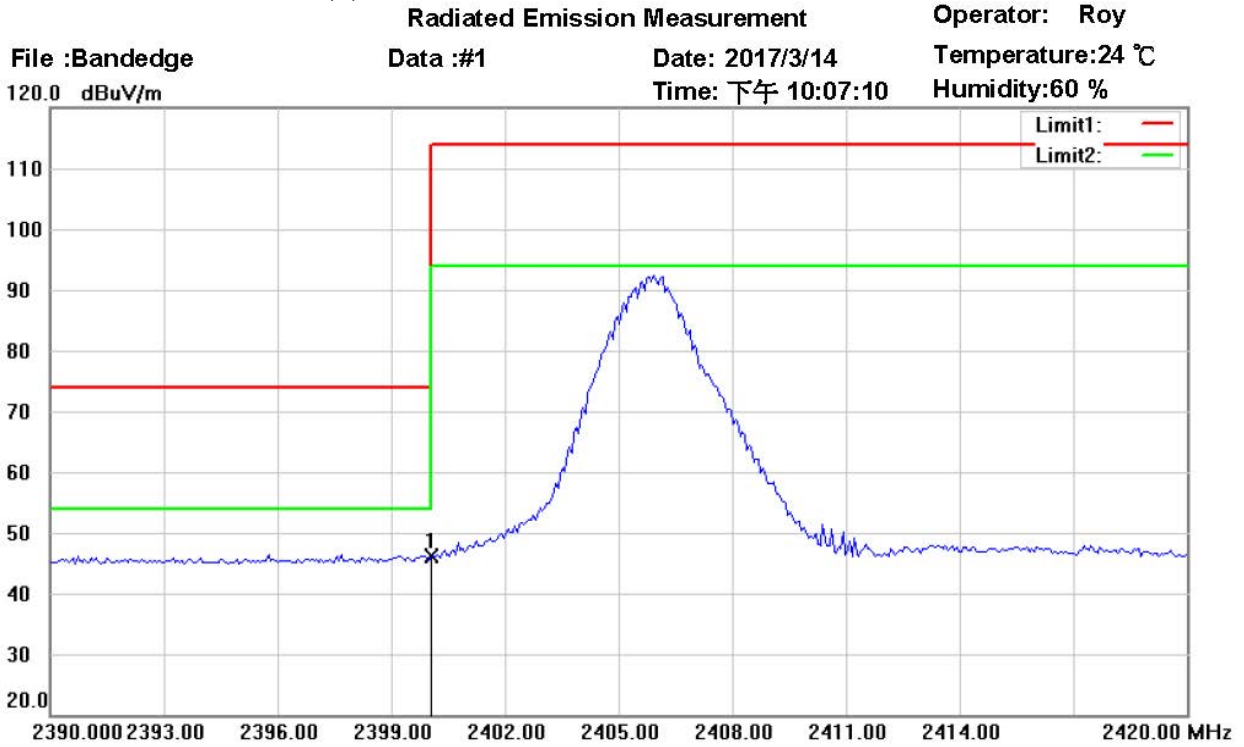
Explanation: The test results are listed in the separated test report no.: W6M21703-16657-P-15B.



Registration number: W6M21703-16657-C-9  
 FCC ID: I4LGM70RX


**3.7 Radiated Emission on the band edge**

From the following plots, they show that the fundamental emissions are confined in the specified band and they are at least 50 dB below the carrier level at band edge (2400 and 2483.5 MHz). It meets the requirement of section 15.249(d).



Site : Chamber  
 Condition : FCC 15.249 PK (Bandedge)      Polarization: *Horizontal*  
 EUT : W6M21703-16657      Power : 5 Vd.c.  
 M/N:  
 Test Mode : TX 2406MHz      Distance: 3m  
 Note :

Mk.	Frequency (MHz)	Reading (dBuV)	Detector	Corr. factor (dB/m)	Result (dBuV/m)	Limit (dBuV/m)	Ant.Pos (cm)	Tab.Pos (deg.)	Margin (dB)	Comment
*	2400.000	7.63	peak	38.50	46.13	74.00	100	135	-27.87	



# Worldwide Testing Services(Taiwan) Co., Ltd.

Registration number: W6M21703-16657-C-9  
 FCC ID: I4LGM70RX

## Radiated Emission Measurement

Operator: Roy

File :Bandedge

Data :#2

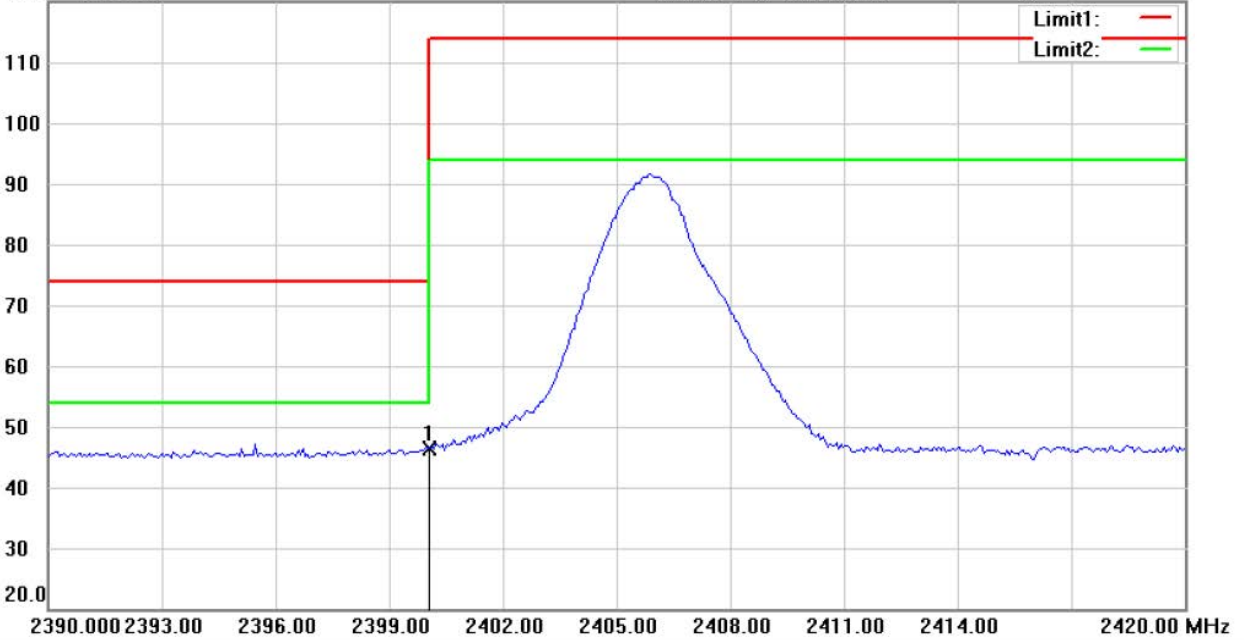
Date: 2017/3/14

Temperature:24 °C

120.0 dBuV/m

Time: 下午 10:13:05

Humidity:60 %



Site : Chamber

Condition : FCC 15.249 PK (Bandedge)

Polarization: *Vertical*

EUT : W6M21703-16657

Power : 5 Vd.c.


M/N:

Distance: 3m

Test Mode : TX 2406MHz

Note :

Mk.	Frequency (MHz)	Reading (dBuV)	Detector	Corr. factor (dB/m)	Result (dBuV/m)	Limit (dBuV/m)	Ant.Pos (cm)	Tab.Pos (deg.)	Margin (dB)	Comment
*	2400.000	7.87	peak	38.50	46.37	74.00	100	95	-27.63	



# Worldwide Testing Services(Taiwan) Co., Ltd.

Registration number: W6M21703-16657-C-9  
 FCC ID: I4LGM70RX

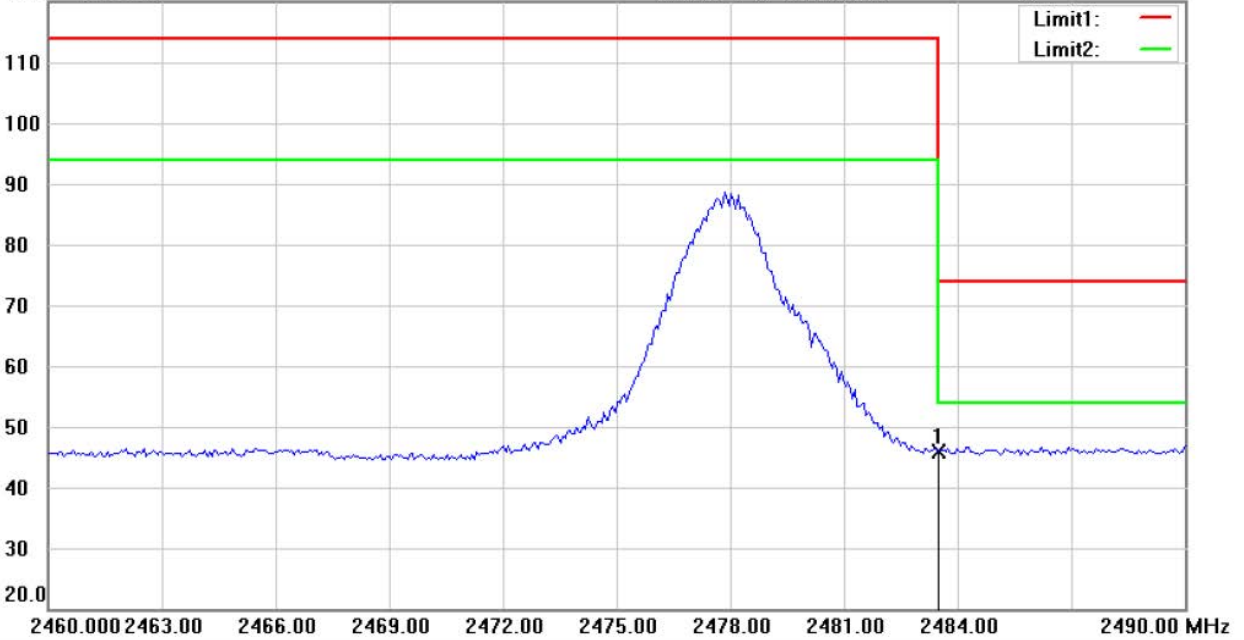
## Radiated Emission Measurement

Operator: Roy  
 Temperature: 24 °C  
 Humidity: 60 %

File :Bandedge  
 120.0 dBuV/m

Data :#1

Date: 2017/3/14  
 Time: 下午 11:06:59



Site : Chamber

Condition : FCC 15.249 PK (Bandedge)

EUT : W6M21703-16657

M/N:

Test Mode : TX 2478MHz


Note :

Polarization: *Horizontal*

Power : 5 Vd.c.

Distance: 3m

Mk.	Frequency (MHz)	Reading (dBuV)	Detector	Corr. factor (dB/m)	Result (dBuV/m)	Limit (dBuV/m)	Ant.Pos (cm)	Tab.Pos (deg.)	Margin (dB)	Comment
*	2483.500	7.01	peak	38.77	45.78	74.00	100	100	-28.22	

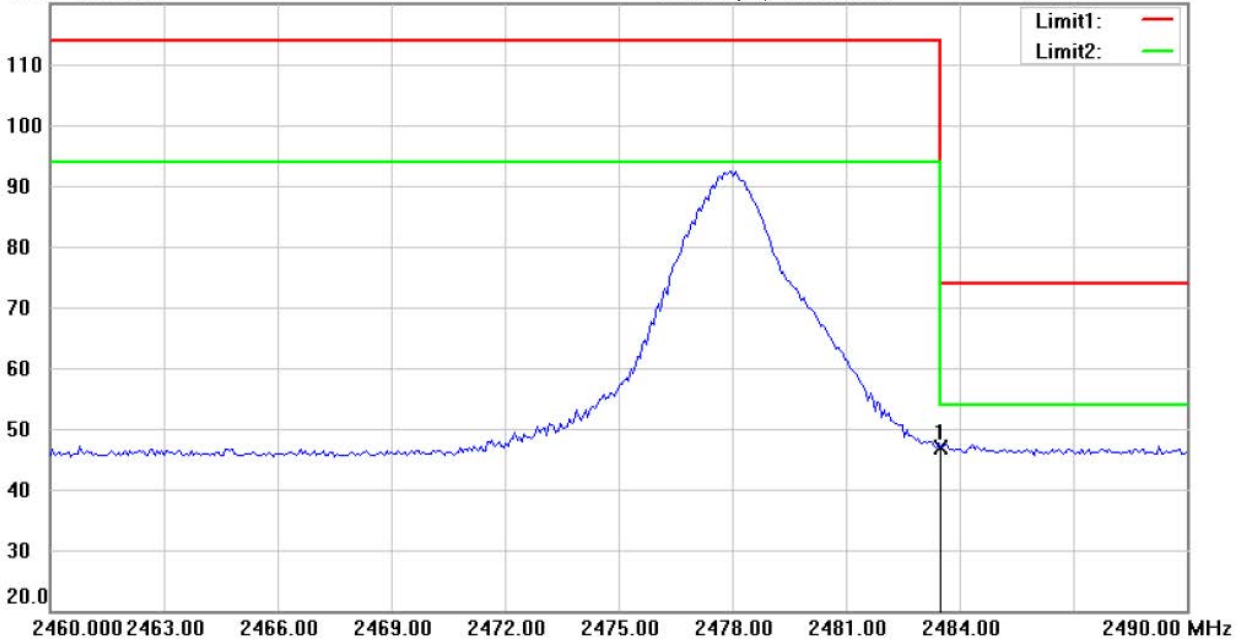


# Worldwide Testing Services(Taiwan) Co., Ltd.

Registration number: W6M21703-16657-C-9  
 FCC ID: I4LGM70RX

**Radiated Emission Measurement**

File :Bandedge      Data :#2      Date: 2017/3/14      Operator: Roy  
 120.0 dBuV/m      Time: 下午 11:10:05      Temperature:24 °C  
 Humidity:60 %



Site : Chamber  
 Condition : FCC 15.249 PK (Bandedge)      Polarization: *Vertical*  
 EUT : W6M21703-16657      Power : 5 Vd.c.  
 M/N:  
 Test Mode : TX 2478MHz      Distance: 3m  
 Note :


Mk.	Frequency (MHz)	Reading (dBuV)	Detector	Corr. factor (dB/m)	Result (dBuV/m)	Limit (dBuV/m)	Ant.Pos (cm)	Tab.Pos (deg.)	Margin (dB)	Comment
*	2483.500	8.07	peak	38.77	46.84	74.00	100	70	-27.16	

Limit:

Frequency Range (MHz)	Limit (dBμV/m)	
	Peak	Average
902 – 928	114	94
2400 – 2483.5	74	54
5725 – 5875	74	54

Test equipment used: ETSTW-RE 004, ETSTW-RE 030, ETSTW-RE 062, ETSTW-RE 142, ETSTW-RE 147





Registration number: W6M21703-16657-C-9

FCC ID: I4LGM70RX

### 3.8 Power Line Conducted Emission

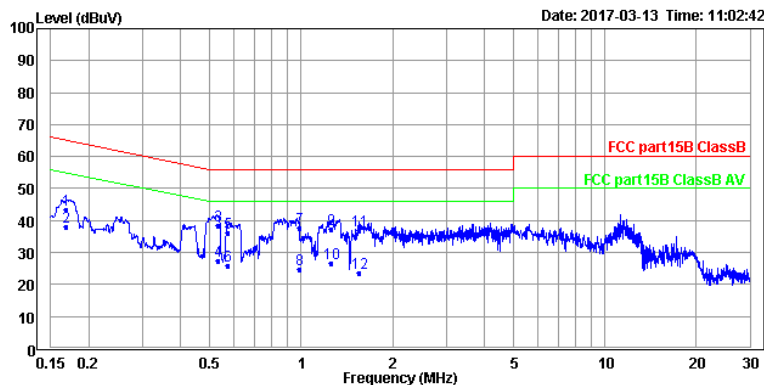
For an intentional radiator which is designed to be connected to the public utility (AC) power line, the radio frequency voltage that is conducted back onto the AC line on any frequency or frequencies within the band 150 kHz to 30 MHz shall not exceed the limits in the table bellows with this provision shall be based on the measurement of the radio frequency voltage between each power line and ground at the power terminals.

This measurement was transact first with instrumentation using an average and peak detector and a 10 kHz bandwidth. If the peak detector achieves a calculated level, the measurement is repeated by an instrumentation using a quasi-peak detector.

#### Wired




Address: 6F., No. 58, Ln 188, Ruey Kuang Rd, Neihu, Taipei  
 Tel: +886-2-6606-8877  
 Fax: +886-2-6606-8875



Condition: FCC part15B ClassB ENV216 neutral  
 EUT : W6M21703-16657  
 Mode : Wired  
 Power : 120 Va.c.  
 Operator : Ken  
 Note :

	Freq	Level	Read	Limit	Over			
	MHz	dBuV	Level	Line	Limit	Pol/Phase	Remark	
			dBuV	dB	dBuV	dB		
1	0.169	43.36	33.58	9.78	65.01	-21.65	neutral	QP
2 *	0.169	38.03	28.25	9.78	55.01	-16.98	neutral	Average
3	0.534	38.59	28.80	9.79	56.00	-17.41	neutral	QP
4	0.534	27.38	17.59	9.79	46.00	-18.62	neutral	Average
5	0.574	36.03	26.24	9.79	56.00	-19.97	neutral	QP
6	0.574	25.82	16.03	9.79	46.00	-20.18	neutral	Average
7	0.985	37.81	28.00	9.81	56.00	-18.19	neutral	QP
8	0.985	24.73	14.92	9.81	46.00	-21.27	neutral	Average
9	1.255	37.23	27.39	9.84	56.00	-18.77	neutral	QP
10	1.255	26.46	16.62	9.84	46.00	-19.54	neutral	Average
11	1.546	36.93	27.06	9.87	56.00	-19.07	neutral	QP
12	1.546	23.48	13.61	9.87	46.00	-22.52	neutral	Average



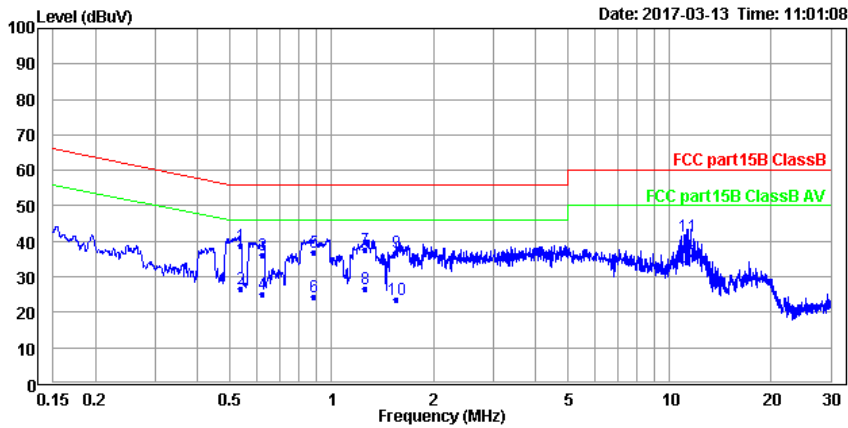


# Worldwide Testing Services(Taiwan) Co., Ltd.

Registration number: W6M21703-16657-C-9  
 FCC ID: I4LGM70RX




Address: 6F., No. 58, Ln 188, Ruey Kuang Rd, Neihu, Taipei  
 Tel: +886-2-6606-8877  
 Fax: +886-2-6606-8875



Condition: FCC part15B ClassB ENV216 line  
 EUT : W6M21703-16657  
 Mode : Wired  
 Power : 120 Va.c.  
 Operator : Ken  
 Note :

	Freq	Level	Read	Limit	Over		
	MHz	dBuV	Level	Line	Limit	Pol/Phase	Remark
			Factor				
				dB	dB		
1	0.536	38.82	29.04	9.78	56.00	-17.18	line QP
2	0.536	26.63	16.85	9.78	46.00	-19.37	line Average
3	0.624	36.27	26.49	9.78	56.00	-19.73	line QP
4	0.624	24.97	15.19	9.78	46.00	-21.03	line Average
5	0.884	36.92	27.15	9.77	56.00	-19.08	line QP
6	0.884	24.21	14.44	9.77	46.00	-21.79	line Average
7	1.253	37.54	27.76	9.78	56.00	-18.46	line QP
8	1.253	26.79	17.01	9.78	46.00	-19.21	line Average
9	1.546	37.06	27.26	9.80	56.00	-18.94	line QP
10	1.546	23.62	13.82	9.80	46.00	-22.38	line Average
11	11.213	41.54	31.53	10.01	60.00	-18.46	line QP
12 *	11.213	34.05	24.04	10.01	50.00	-15.95	line Average



# Worldwide Testing Services(Taiwan) Co., Ltd.

Registration number: W6M21703-16657-C-9

FCC ID: I4LGM70RX

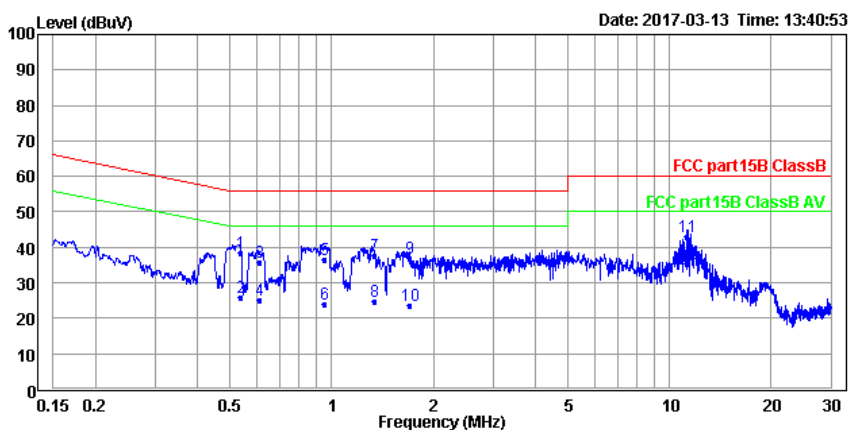
Wireless



Address: 6F., No. 58, Ln 188, Ruey Kuang Rd, Neihu, Taipei

Tel: +886-2-6606-8877

Fax: +886-2-6606-8875



Condition: FCC part15B ClassB ENV216 neutral

EUT : W6M21703-16657


Mode : Wireless

Power : 3.7 Vd.c.

Operator : Ken

Note :

	Freq	Level	Read Level	Factor	Limit Line	Over Limit	Pol/Phase	Remark
	MHz	dBuV	dBuV	dB	dBuV	dB		
1	0.537	38.41	28.62	9.79	56.00	-17.59	neutral	QP
2	0.537	25.94	16.15	9.79	46.00	-20.06	neutral	Average
3	0.610	35.75	25.95	9.80	56.00	-20.25	neutral	QP
4	0.610	25.10	15.30	9.80	46.00	-20.90	neutral	Average
5	0.955	36.62	26.81	9.81	56.00	-19.38	neutral	QP
6	0.955	23.98	14.17	9.81	46.00	-22.02	neutral	Average
7	1.343	37.54	27.69	9.85	56.00	-18.46	neutral	QP
8	1.343	24.54	14.69	9.85	46.00	-21.46	neutral	Average
9	1.702	36.73	26.85	9.88	56.00	-19.27	neutral	QP
10	1.702	23.61	13.73	9.88	46.00	-22.39	neutral	Average
11	11.274	42.87	32.76	10.11	60.00	-17.13	neutral	QP
12 *	11.274	35.29	25.18	10.11	50.00	-14.71	neutral	Average

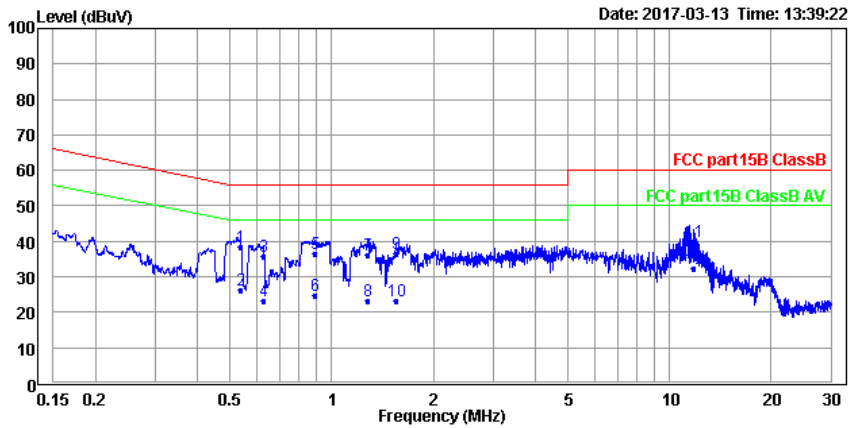


# Worldwide Testing Services(Taiwan) Co., Ltd.

Registration number: W6M21703-16657-C-9  
 FCC ID: I4LGM70RX




Address: 6F., No. 58, Ln 188, Ruey Kuang Rd, Neihu, Taipei  
 Tel: +886-2-6606-8877  
 Fax: +886-2-6606-8875



Condition: FCC part15B ClassB ENV216 line  
 EUT : W6M21703-16657  
 Mode : Wireless  
 Power : 3.7 Wd.c.  
 Operator : Ken  
 Note :

	Freq	Level	Read	Limit	Over		
	MHz	dBuV	Level	Line	Limit	Pol/Phase	Remark
			Factor	dB	dB		
1 *	0.536	38.51	28.73	9.78	56.00	-17.49	line QP
2	0.536	26.39	16.61	9.78	46.00	-19.61	line Average
3	0.628	35.85	26.07	9.78	56.00	-20.15	line QP
4	0.628	23.24	13.46	9.78	46.00	-22.76	line Average
5	0.889	36.61	26.84	9.77	56.00	-19.39	line QP
6	0.889	24.57	14.80	9.77	46.00	-21.43	line Average
7	1.280	36.24	26.46	9.78	56.00	-19.76	line QP
8	1.280	23.10	13.32	9.78	46.00	-22.90	line Average
9	1.547	36.63	26.83	9.80	56.00	-19.37	line QP
10	1.547	23.34	13.54	9.80	46.00	-22.66	line Average
11	11.738	39.90	29.87	10.03	60.00	-20.10	line QP
12	11.738	32.25	22.22	10.03	50.00	-17.75	line Average

- Note:**
1. The formula of measured value as:  $\text{Test Result} = \text{Reading} + \text{Correction Factor}$
  2. The Correction Factor = Cable Loss + LISN Insertion Loss
  3. Detector function in the form : PK = Peak, QP = Qusai Peak, AV = Average
  4. All not in the table noted test results are more than 20 dB below the relevant limits.
  5. Measurement uncertainty =  $\pm 0.74\text{dB}$ ; Reported uncertainties represent expanded uncertainties expressed at approximately the 95% confidence level using a coverage factor of  $k = 2$ .
  6. Up Line: QP Limit Line, Down Line: Ave Limit Line.



# Worldwide Testing Services(Taiwan) Co., Ltd.


Registration number: W6M21703-16657-C-9

FCC ID: I4LGM70RX

**Limits:**

Frequency of Emission (MHz)	Conducted Limit (dBuV)	
	Quasi Peak	Average
0.15-0.5	66 to 56	56 to 46
0.5-5	56	46
5-30	60	50

Test equipment used: ETSTW-CE 001, ETSTW-CE 016, ETSTW-CE 028



Registration number: W6M21703-16657-C-9  
FCC ID: I4LGM70RX

## **Appendix**

### **Measurement diagrams**

Spurious Emissions radiated



Radiated Emission Measurement

Operator: Roy

File :1

Data :#1

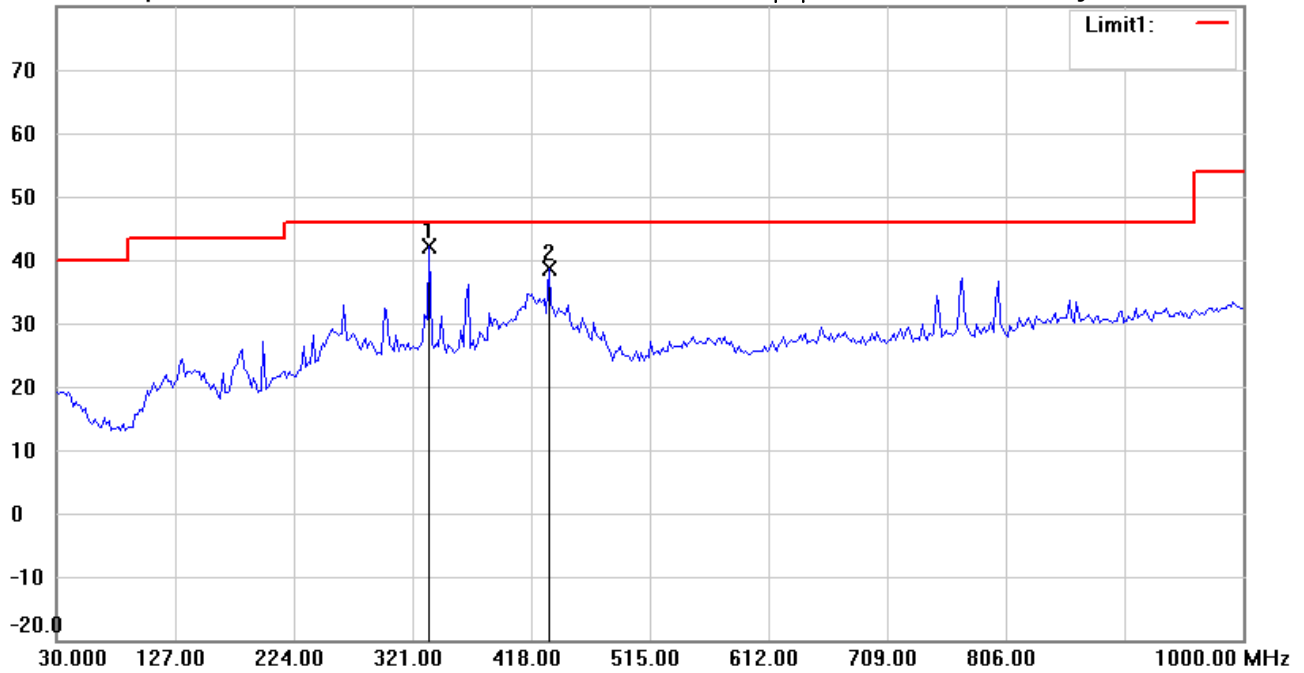
Date: 2017/3/15

Temperature:24 °C

80.0 dBuV/m

Time: 下午 08:53:12

Humidity:60 %



Site : Chamber

Condition : FCC\_part 15 RE-Class C\_30-1000MHz

Polarization: *Horizontal*

EUT : W6M21703-16657

Power : 5 Vd.c.

M/N:

Distance: 3m

Test Mode : TX 2406MHz

Note :

Mk.	Frequency (MHz)	Reading (dBuV)	Detector	Corr. factor (dB/m)	Result (dBuV/m)	Limit (dBuV/m)	Ant.Pos (cm)	Tab.Pos (deg.)	Margin (dB)	Comment
*	335.1904	47.11	peak	-4.87	42.24	46.00	100	80	-3.76	
	432.3848	41.70	peak	-3.09	38.61	46.00	100	265	-7.39	



Radiated Emission Measurement

Operator: Roy

File :1

Data :#2

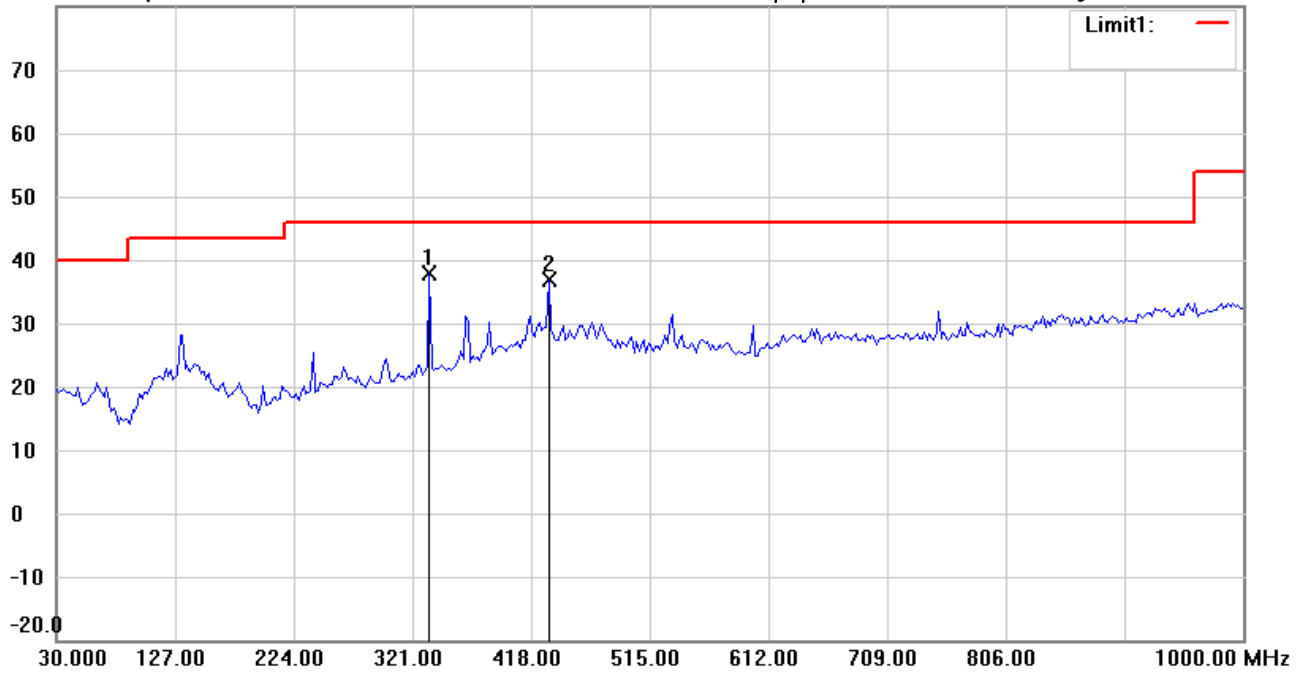
Date: 2017/3/15

Temperature:24 °C

80.0 dBuV/m

Time: 下午 08:54:05

Humidity:60 %



Site : Chamber

Condition : FCC\_part 15 RE-Class C\_30-1000MHz

Polarization: **Vertical**

EUT : W6M21703-16657

Power : 5 Vd.c.

M/N:

Distance: 3m

Test Mode : TX 2406MHz

Note :

Mk.	Frequency (MHz)	Reading (dBuV)	Detector	Corr. factor (dB/m)	Result (dBuV/m)	Limit (dBuV/m)	Ant.Pos (cm)	Tab.Pos (deg.)	Margin (dB)	Comment
*	335.1904	42.65	peak	-4.87	37.78	46.00	100	165	-8.22	
	432.3848	39.99	peak	-3.09	36.90	46.00	100	100	-9.10	



Address:6F.,No.58,Ln 188,Ruey Kuang Rd,Neihu,Taipei  
 Tel:+886-2-6606-8877  
 Fax:+886-2-6606-8875

Radiated Emission Measurement

Operator: Roy

File :3

Data :#1

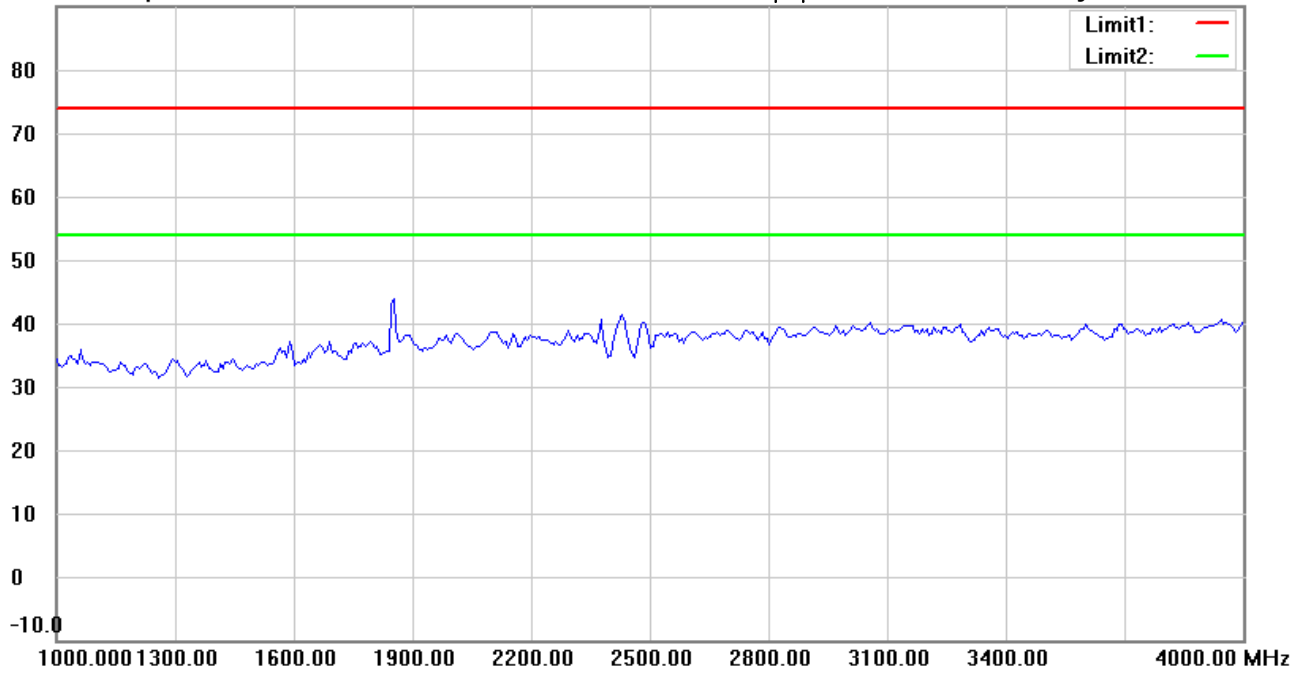
Date: 2017/3/14

Temperature:24 °C

90.0 dBuV/m

Time: 下午 10:17:39

Humidity:60 %



Site : Chamber

Condition : FCC\_part 15 RE-Class C\_Above 1GHz\_PK

Polarization: *Horizontal*

EUT : W6M21703-16657

Power : 5 Vd.c.

M/N:

Distance: 3m

Test Mode : TX 2406MHz

Note :

Mk.	Frequency (MHz)	Reading (dBuV)	Detector	Corr. factor (dB/m)	Result (dBuV/m)	Limit (dBuV/m)	Ant.Pos (cm)	Tab.Pos (deg.)	Margin (dB)	Comment
-----	-----------------	----------------	----------	---------------------	-----------------	----------------	--------------	----------------	-------------	---------

\*:Maximum data    x:Over limit    !:over margin





Address:6F.,No.58,Ln 188,Ruey Kuang Rd,Neihu,Taipei  
 Tel:+886-2-6606-8877  
 Fax:+886-2-6606-8875

**Radiated Emission Measurement**

Operator: Roy

File :3

Data :#6

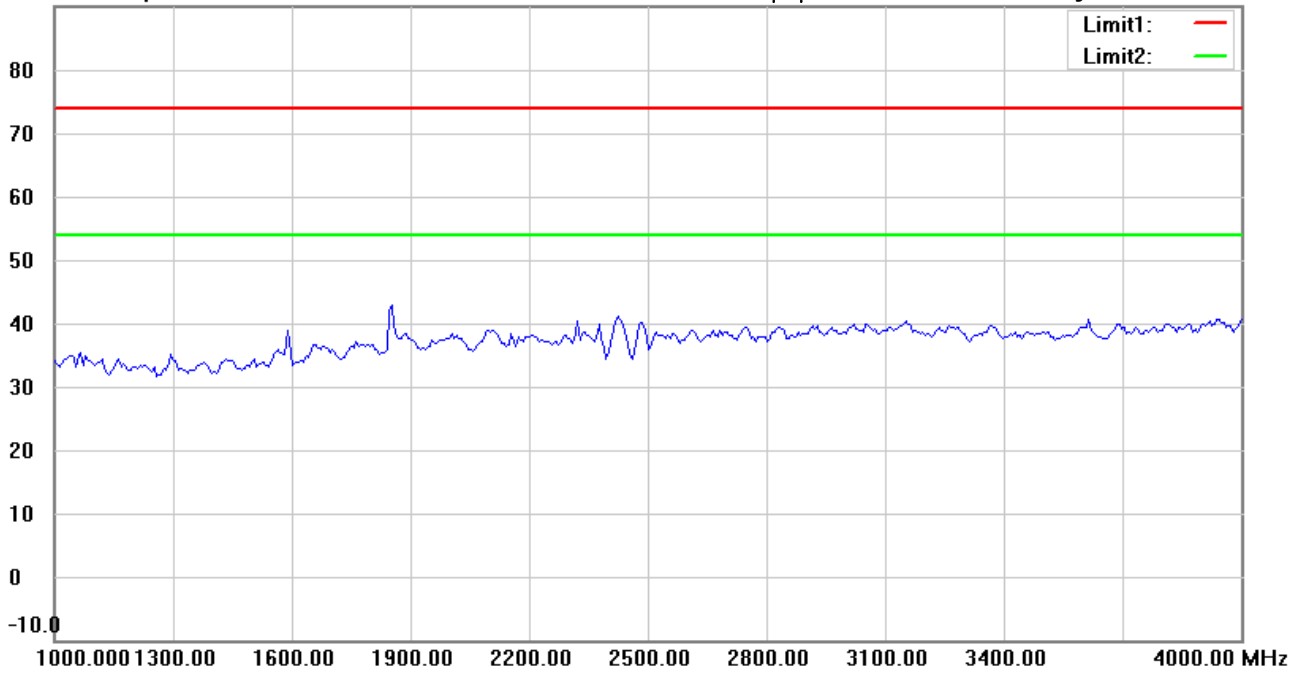
Date: 2017/3/14

Temperature:24 °C

90.0 dBuV/m

Time: 下午 10:20:47

Humidity:60 %



Site : Chamber

Condition : FCC\_part 15 RE-Class C\_Above 1GHz\_PK

Polarization: *Vertical*

EUT : W6M21703-16657

Power : 5 Vd.c.

M/N:

Distance: 3m

Test Mode : TX 2406MHz

Note :

Mk.	Frequency (MHz)	Reading (dBuV)	Detector	Corr. factor (dB/m)	Result (dBuV/m)	Limit (dBuV/m)	Ant.Pos (cm)	Tab.Pos (deg.)	Margin (dB)	Comment
-----	-----------------	----------------	----------	---------------------	-----------------	----------------	--------------	----------------	-------------	---------

\*:Maximum data    x:Over limit    !:over margin



Radiated Emission Measurement

Operator: Roy

File :3

Data :#2

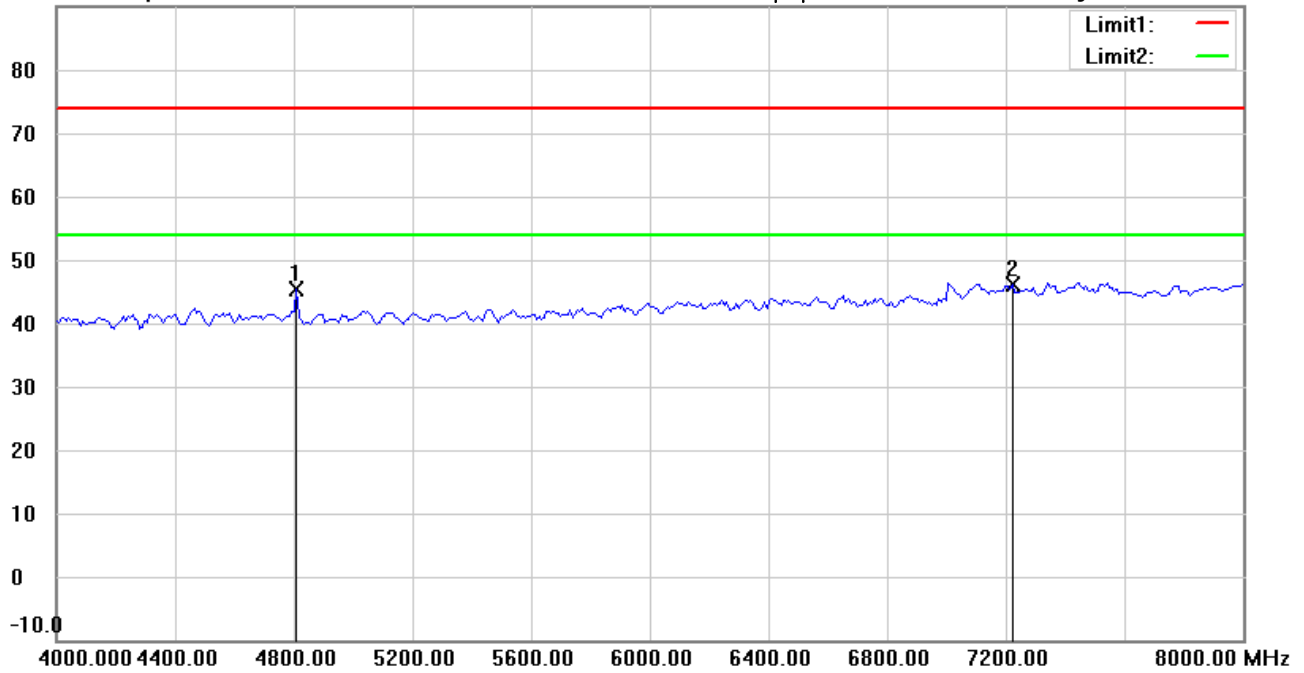
Date: 2017/3/14

Temperature:24 °C

90.0 dBuV/m

Time: 下午 10:18:33

Humidity:60 %



Site : Chamber

Condition : FCC\_part 15 RE-Class C\_Above 1GHz\_PK

Polarization: *Horizontal*

EUT : W6M21703-16657

Power : 5 Vd.c.

M/N:

Distance: 3m

Test Mode : TX 2406MHz

Note :

Mk.	Frequency (MHz)	Reading (dBuV)	Detector	Corr. factor (dB/m)	Result (dBuV/m)	Limit (dBuV/m)	Ant.Pos (cm)	Tab.Pos (deg.)	Margin (dB)	Comment
	4809.619	45.87	peak	-0.59	45.28	74.00	100	245	-28.72	
*	7218.000	41.80	peak	4.27	46.07	74.00	100	75	-27.93	



Radiated Emission Measurement

Operator: Roy

File :3

Data :#7

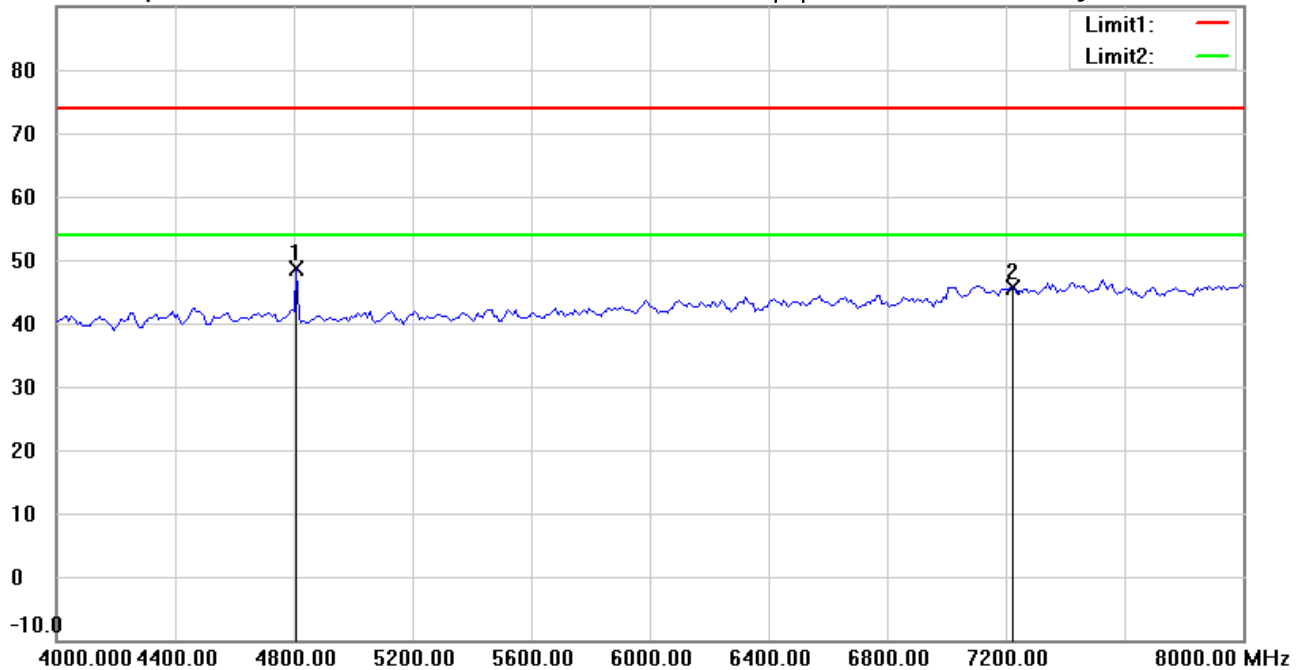
Date: 2017/3/14

Temperature:24 °C

90.0 dBuV/m

Time: 下午 10:21:41

Humidity:60 %



Site : Chamber

Condition : FCC\_part 15 RE-Class C\_Above 1GHz\_PK

Polarization: **Vertical**

EUT : W6M21703-16657

Power : 5 Vd.c.

M/N:

Distance: 3m

Test Mode : TX 2406MHz

Note :

Mk.	Frequency (MHz)	Reading (dBuV)	Detector	Corr. factor (dB/m)	Result (dBuV/m)	Limit (dBuV/m)	Ant.Pos (cm)	Tab.Pos (deg.)	Margin (dB)	Comment
*	4809.619	49.33	peak	-0.59	48.74	74.00	100	245	-25.26	
	7218.000	41.28	peak	4.27	45.55	74.00	100	80	-28.45	



Address:6F.,No.58,Ln 188,Ruey Kuang Rd,Neihu,Taipei  
 Tel:+886-2-6606-8877  
 Fax:+886-2-6606-8875

Radiated Emission Measurement

Operator: Roy

File :3

Data :#3

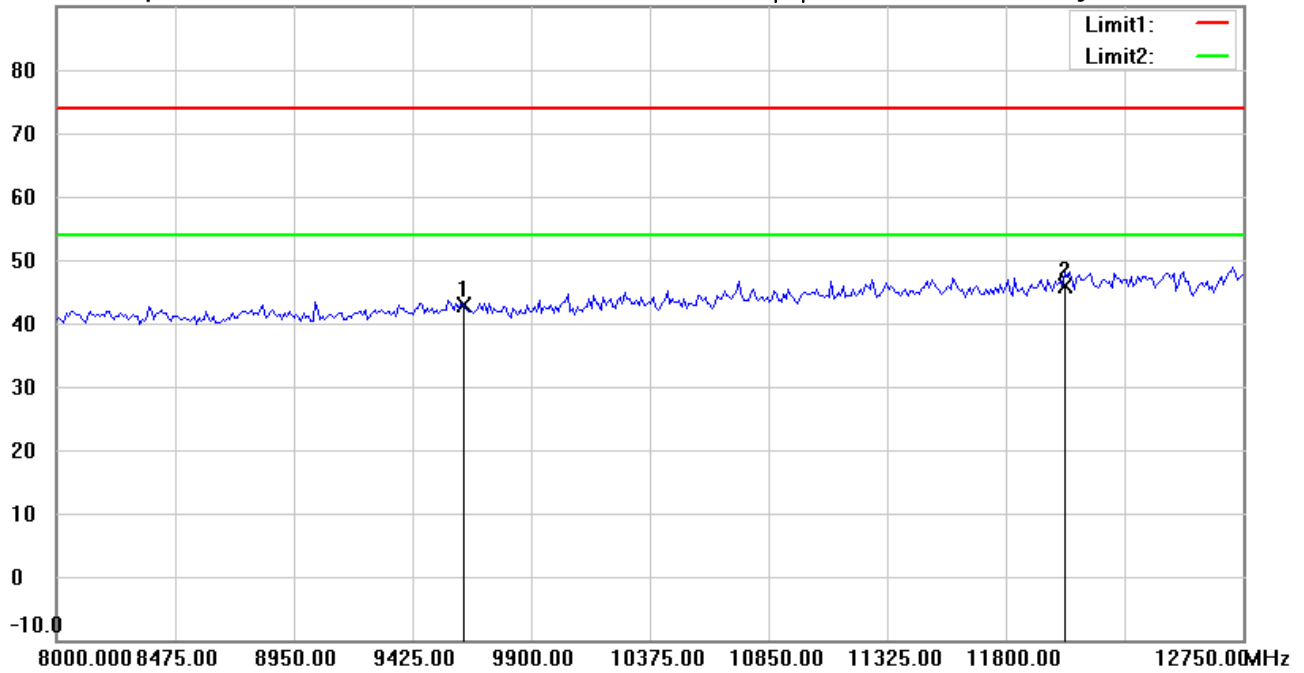
Date: 2017/3/14

Temperature:24 °C

90.0 dBuV/m

Time: 下午 10:18:46

Humidity:60 %



Site : Chamber

Condition : FCC\_part 15 RE-Class C\_Above 1GHz\_PK

Polarization: *Horizontal*

EUT : W6M21703-16657

Power : 5 Vd.c.

M/N:

Distance: 3m

Test Mode : TX 2406MHz

Note :

Mk.	Frequency (MHz)	Reading (dBuV)	Detector	Corr. factor (dB/m)	Result (dBuV/m)	Limit (dBuV/m)	Ant.Pos (cm)	Tab.Pos (deg.)	Margin (dB)	Comment
	9624.000	35.26	peak	7.56	42.82	74.00	100	175	-31.18	
*	12030.000	33.00	peak	12.76	45.76	74.00	100	100	-28.24	

\*:Maximum data    x:Over limit    !:over margin



Address:6F.,No.58,Ln 188,Ruey Kuang Rd,Neihu,Taipei  
 Tel:+886-2-6606-8877  
 Fax:+886-2-6606-8875

Radiated Emission Measurement

Operator: Roy

File :3

Data :#8

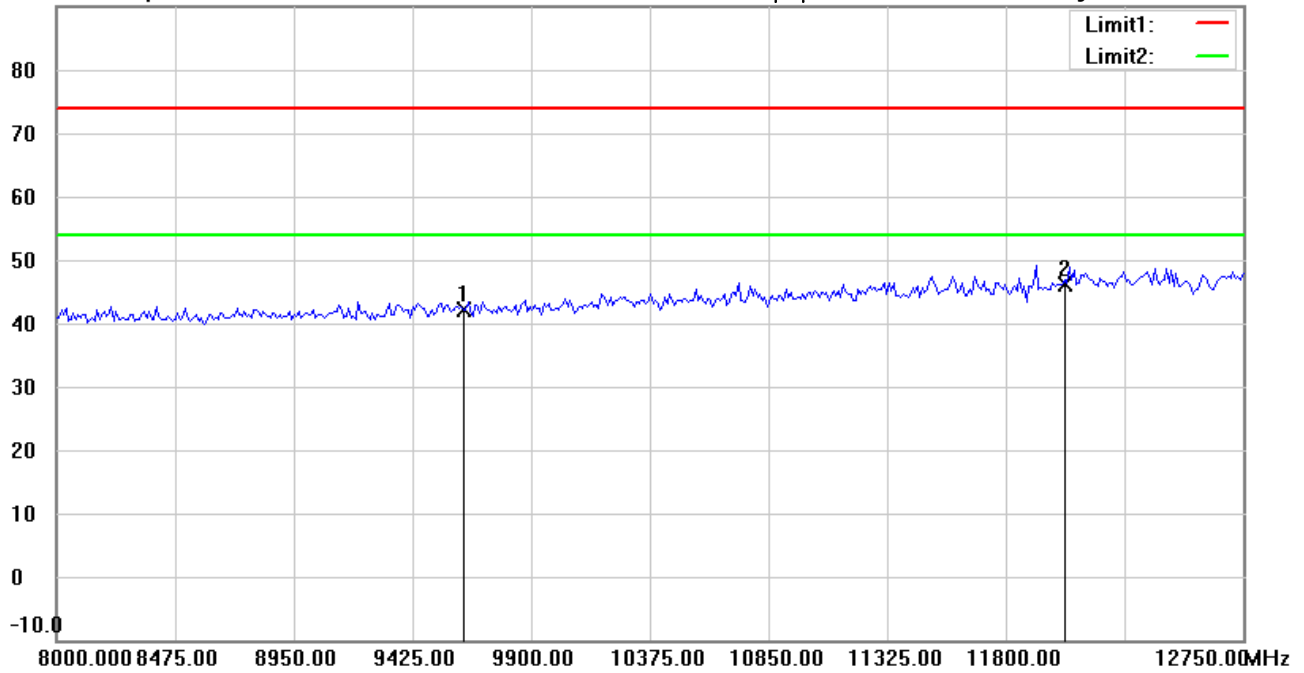
Date: 2017/3/14

Temperature:24 °C

90.0 dBuV/m

Time: 下午 10:21:54

Humidity:60 %



Site : Chamber

Condition : FCC\_part 15 RE-Class C\_Above 1GHz\_PK

Polarization: **Vertical**

EUT : W6M21703-16657

Power : 5 Vd.c.

M/N:

Distance: 3m

Test Mode : TX 2406MHz

Note :

Mk.	Frequency (MHz)	Reading (dBuV)	Detector	Corr. factor (dB/m)	Result (dBuV/m)	Limit (dBuV/m)	Ant.Pos (cm)	Tab.Pos (deg.)	Margin (dB)	Comment
	9624.000	34.57	peak	7.56	42.13	74.00	100	300	-31.87	
*	12030.000	33.34	peak	12.76	46.10	74.00	100	95	-27.90	

\*:Maximum data    x:Over limit    !:over margin



Address:6F.,No.58,Ln 188,Ruey Kuang Rd,Neihu,Taipei  
 Tel:+886-2-6606-8877  
 Fax:+886-2-6606-8875

Radiated Emission Measurement

Operator: Roy

File :3

Data :#4

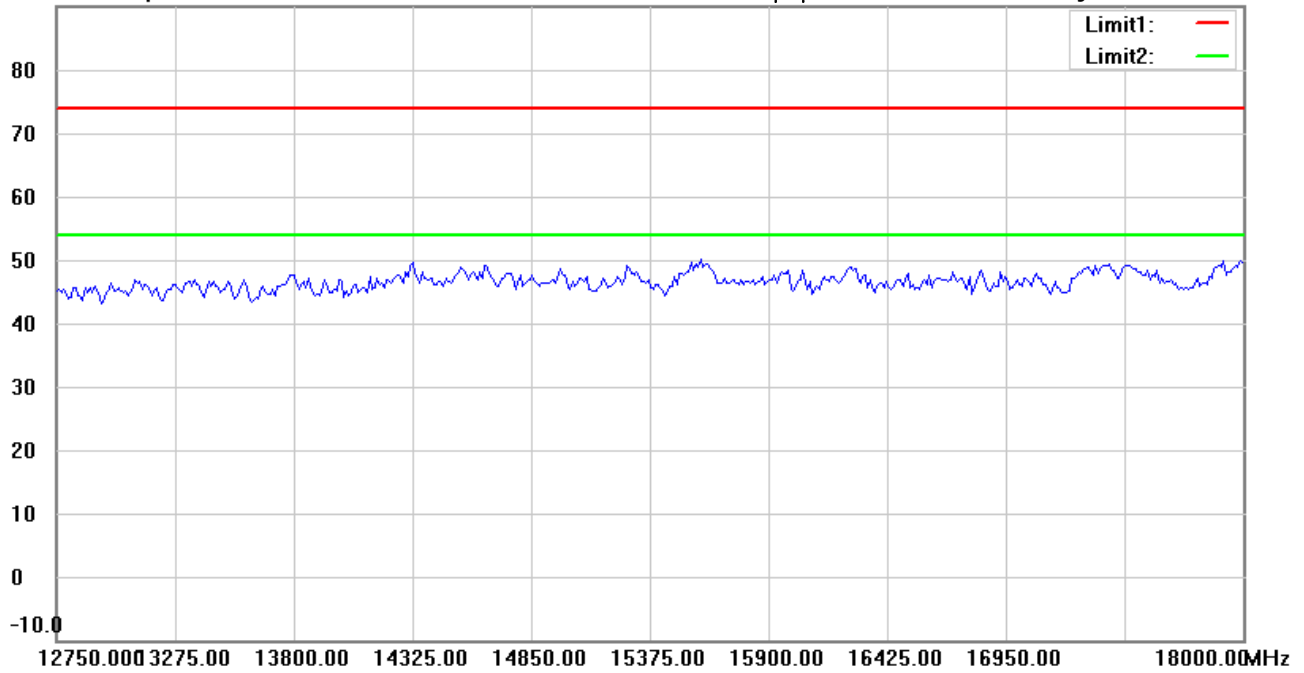
Date: 2017/3/14

Temperature:24 °C

90.0 dBuV/m

Time: 下午 10:19:43

Humidity:60 %



Site : Chamber

Condition : FCC\_part 15 RE-Class C\_Above 1GHz\_PK

Polarization: *Horizontal*

EUT : W6M21703-16657

Power : 5 Vd.c.

M/N:

Distance: 3m

Test Mode : TX 2406MHz

Note :

Mk.	Frequency (MHz)	Reading (dBuV)	Detector	Corr. factor (dB/m)	Result (dBuV/m)	Limit (dBuV/m)	Ant.Pos (cm)	Tab.Pos (deg.)	Margin (dB)	Comment
-----	-----------------	----------------	----------	---------------------	-----------------	----------------	--------------	----------------	-------------	---------

\*:Maximum data    x:Over limit    !:over margin



Address:6F.,No.58,Ln 188,Ruey Kuang Rd,Neihu,Taipei  
 Tel:+886-2-6606-8877  
 Fax:+886-2-6606-8875

Radiated Emission Measurement

Operator: Roy

File :3

Data :#9

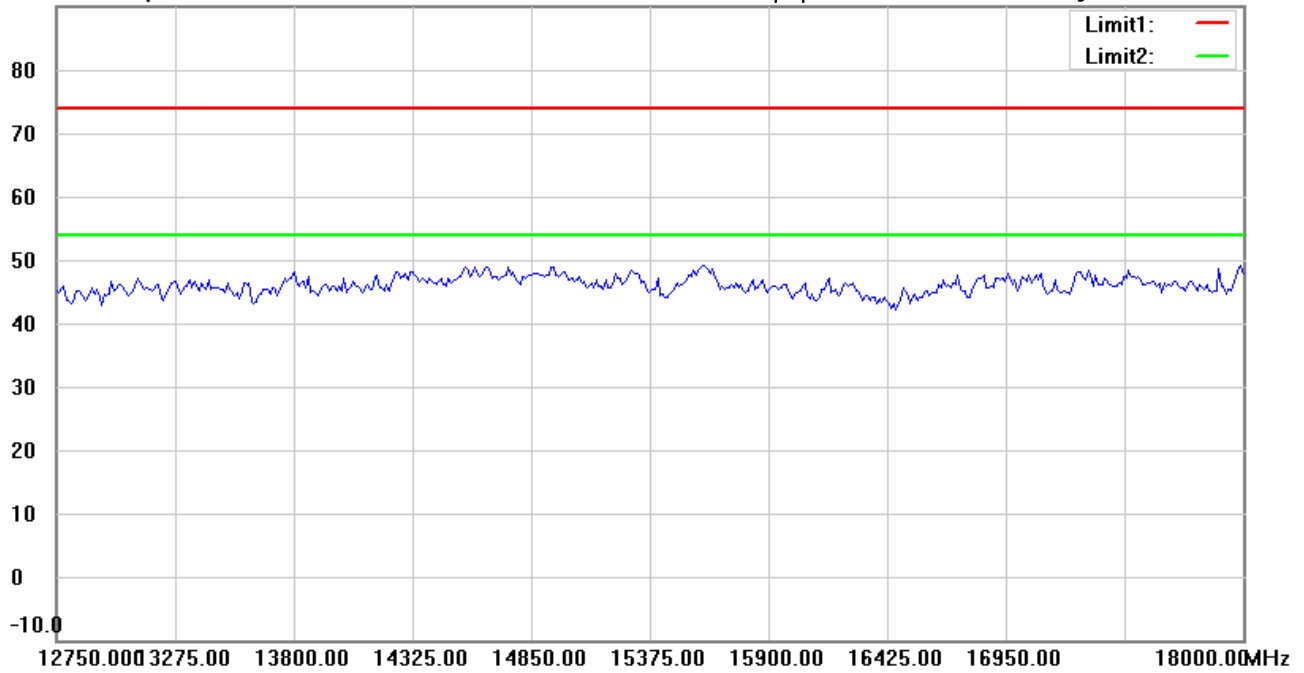
Date: 2017/3/14

Temperature:24 °C

90.0 dBuV/m

Time: 下午 10:22:56

Humidity:60 %



Site : Chamber

Condition : FCC\_part 15 RE-Class C\_Above 1GHz\_PK

Polarization: *Vertical*

EUT : W6M21703-16657

Power : 5 Vd.c.

M/N:

Distance: 3m

Test Mode : TX 2406MHz

Note :

Mk.	Frequency (MHz)	Reading (dBuV)	Detector	Corr. factor (dB/m)	Result (dBuV/m)	Limit (dBuV/m)	Ant.Pos (cm)	Tab.Pos (deg.)	Margin (dB)	Comment
-----	-----------------	----------------	----------	---------------------	-----------------	----------------	--------------	----------------	-------------	---------

\*:Maximum data    x:Over limit    !:over margin



Address:6F.,No.58,Ln 188,Ruey Kuang Rd,Neihu,Taipei  
 Tel:+886-2-6606-8877  
 Fax:+886-2-6606-8875

Radiated Emission Measurement

Operator: Roy

File :3

Data :#5

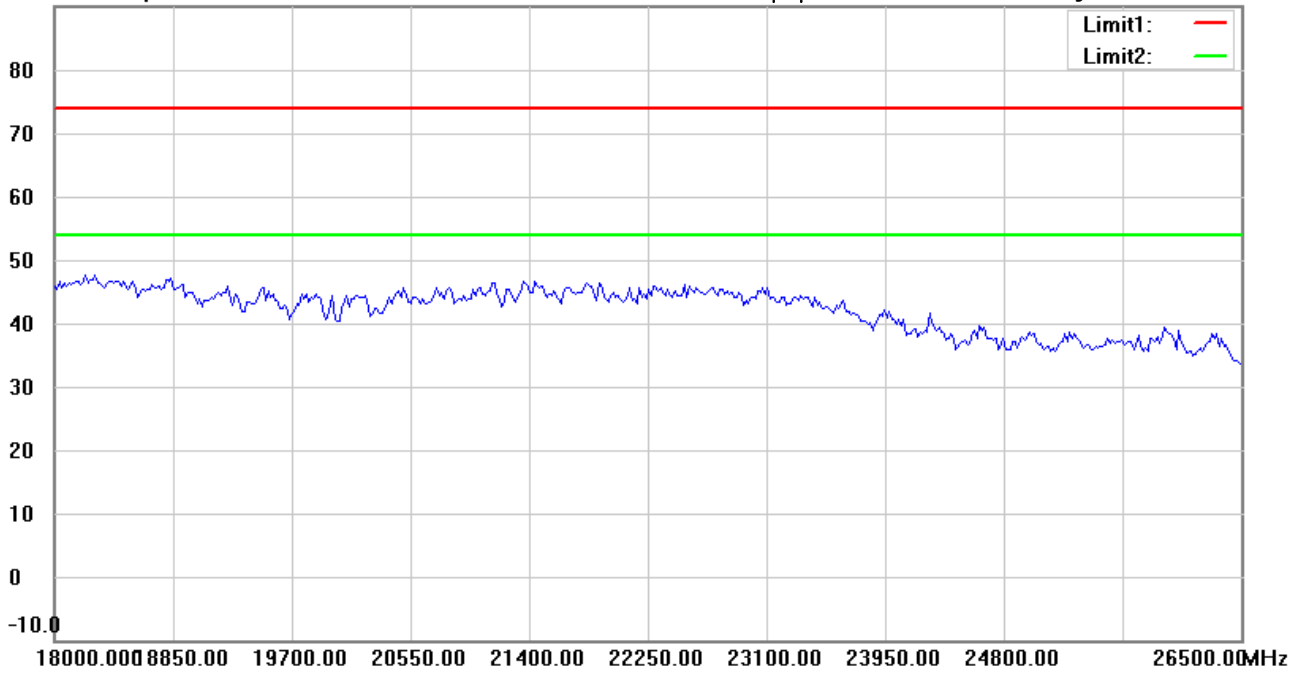
Date: 2017/3/14

Temperature:24 °C

90.0 dBuV/m

Time: 下午 10:19:53

Humidity:60 %



Site : Chamber

Condition : FCC\_part 15 RE-Class C\_Above 1GHz\_PK

Polarization: *Horizontal*

EUT : W6M21703-16657

Power : 5 Vd.c.

M/N:

Distance: 3m

Test Mode : TX 2406MHz

Note :

Mk.	Frequency (MHz)	Reading (dBuV)	Detector	Corr. factor (dB/m)	Result (dBuV/m)	Limit (dBuV/m)	Ant.Pos (cm)	Tab.Pos (deg.)	Margin (dB)	Comment
-----	-----------------	----------------	----------	---------------------	-----------------	----------------	--------------	----------------	-------------	---------

\*:Maximum data    x:Over limit    !:over margin





Address:6F.,No.58,Ln 188,Ruey Kuang Rd,Neihu,Taipei  
 Tel:+886-2-6606-8877  
 Fax:+886-2-6606-8875

Radiated Emission Measurement

Operator: Roy

File :3

Data :#10

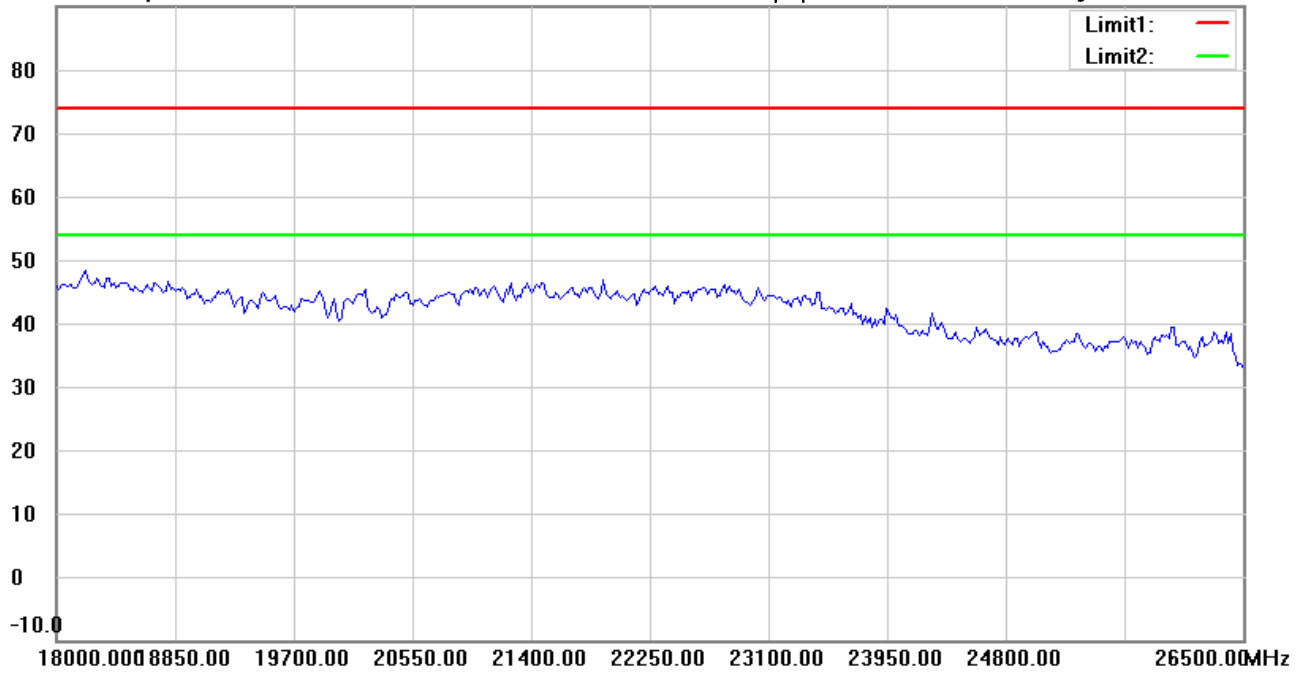
Date: 2017/3/14

Temperature:24 °C

90.0 dBuV/m

Time: 下午 10:23:05

Humidity:60 %



Site : Chamber

Condition : FCC\_part 15 RE-Class C\_Above 1GHz\_PK

Polarization: *Vertical*

EUT : W6M21703-16657

Power : 5 Vd.c.

M/N:

Distance: 3m

Test Mode : TX 2406MHz

Note :

Mk.	Frequency (MHz)	Reading (dBuV)	Detector	Corr. factor (dB/m)	Result (dBuV/m)	Limit (dBuV/m)	Ant.Pos (cm)	Tab.Pos (deg.)	Margin (dB)	Comment
-----	-----------------	----------------	----------	---------------------	-----------------	----------------	--------------	----------------	-------------	---------

\*:Maximum data    x:Over limit    !:over margin



Radiated Emission Measurement

Operator: Roy

File :1

Data :#1

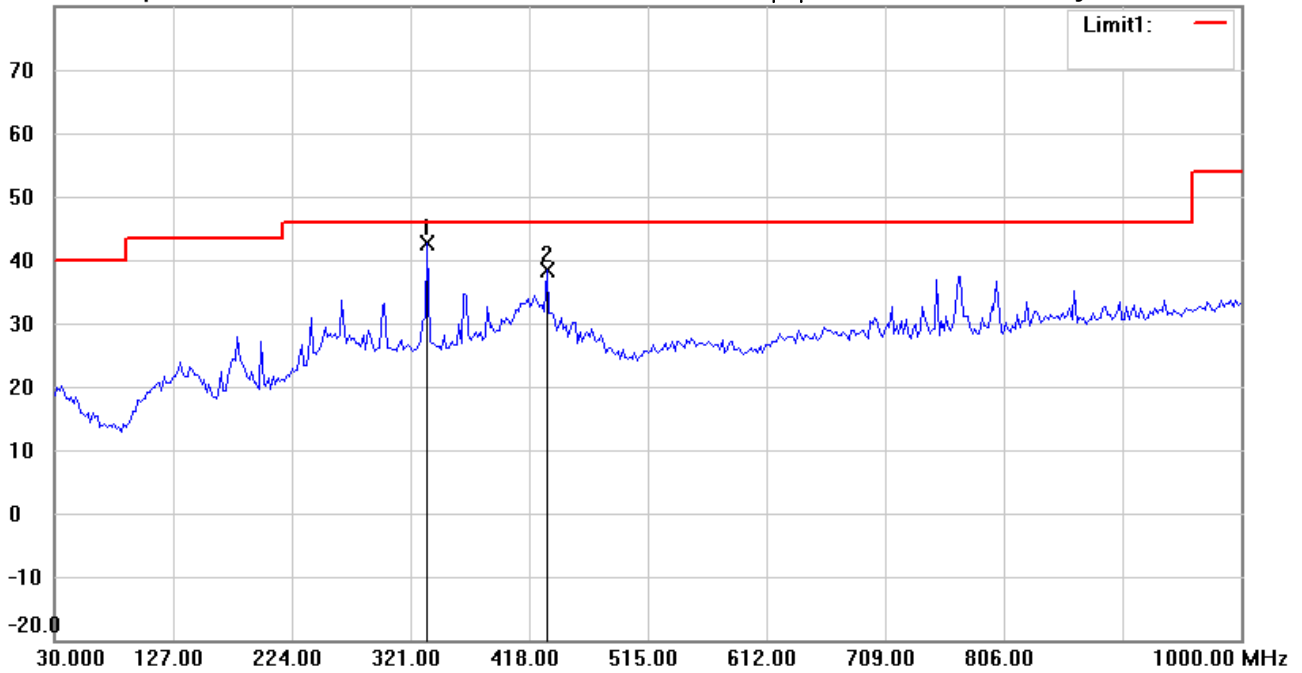
Date: 2017/3/15

Temperature:24 °C

80.0 dBuV/m

Time: 下午 08:55:30

Humidity:60 %



Site : Chamber

Condition : FCC\_part 15 RE-Class C\_30-1000MHz

Polarization: *Horizontal*

EUT : W6M21703-16657

Power : 5 Vd.c.

M/N:

Distance: 3m

Test Mode : TX 2440MHz

Note :

Mk.	Frequency (MHz)	Reading (dBuV)	Detector	Corr. factor (dB/m)	Result (dBuV/m)	Limit (dBuV/m)	Ant.Pos (cm)	Tab.Pos (deg.)	Margin (dB)	Comment
*	335.1904	47.51	peak	-4.87	42.64	46.00	100	90	-3.36	
	432.3848	41.47	peak	-3.09	38.38	46.00	100	285	-7.62	



Radiated Emission Measurement

Operator: Roy

File :1

Data :#2

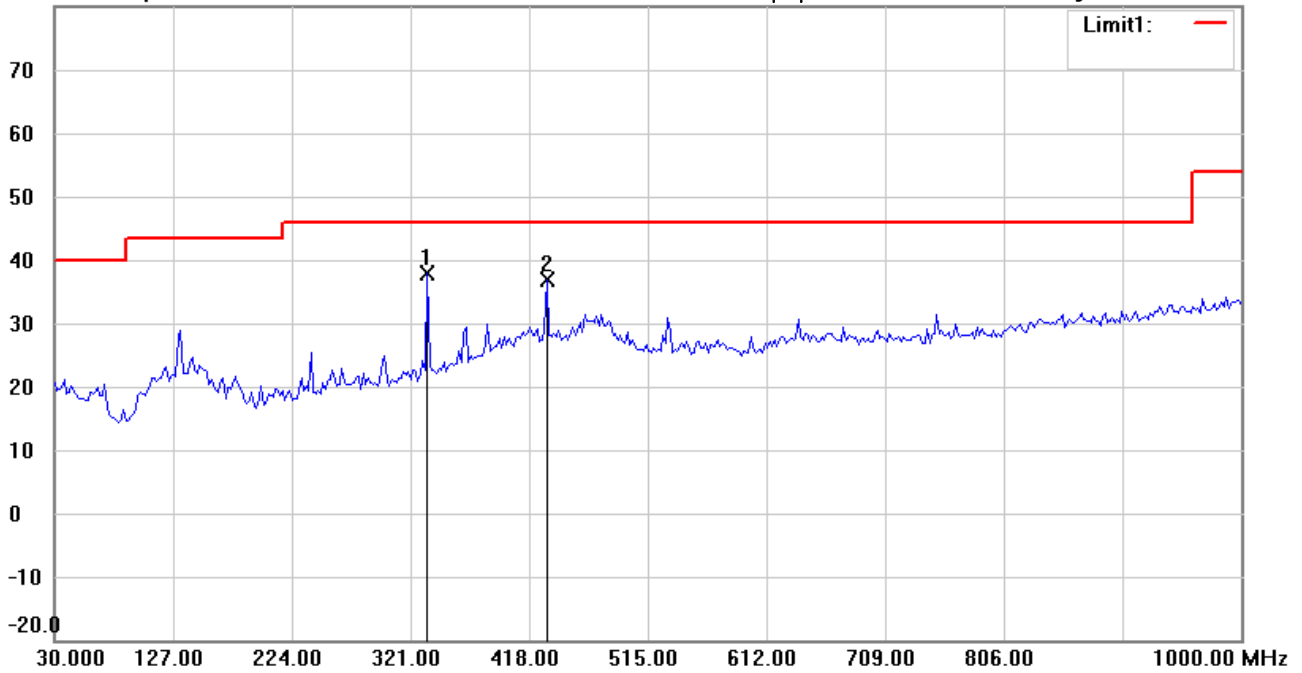
Date: 2017/3/15

Temperature:24 °C

80.0 dBuV/m

Time: 下午 08:56:24

Humidity:60 %



Site : Chamber

Condition : FCC\_part 15 RE-Class C\_30-1000MHz

Polarization: Vertical

EUT : W6M21703-16657

Power : 5 Vd.c.

M/N:

Distance: 3m

Test Mode : TX 2440MHz

Note :

Mk.	Frequency (MHz)	Reading (dBuV)	Detector	Corr. factor (dB/m)	Result (dBuV/m)	Limit (dBuV/m)	Ant.Pos (cm)	Tab.Pos (deg.)	Margin (dB)	Comment
*	335.1904	42.81	peak	-4.87	37.94	46.00	100	160	-8.06	
	432.3848	39.93	peak	-3.09	36.84	46.00	100	105	-9.16	



Address:6F.,No.58,Ln 188,Ruey Kuang Rd,Neihu,Taipei  
 Tel:+886-2-6606-8877  
 Fax:+886-2-6606-8875

Radiated Emission Measurement

Operator: Roy

File :3

Data :#1

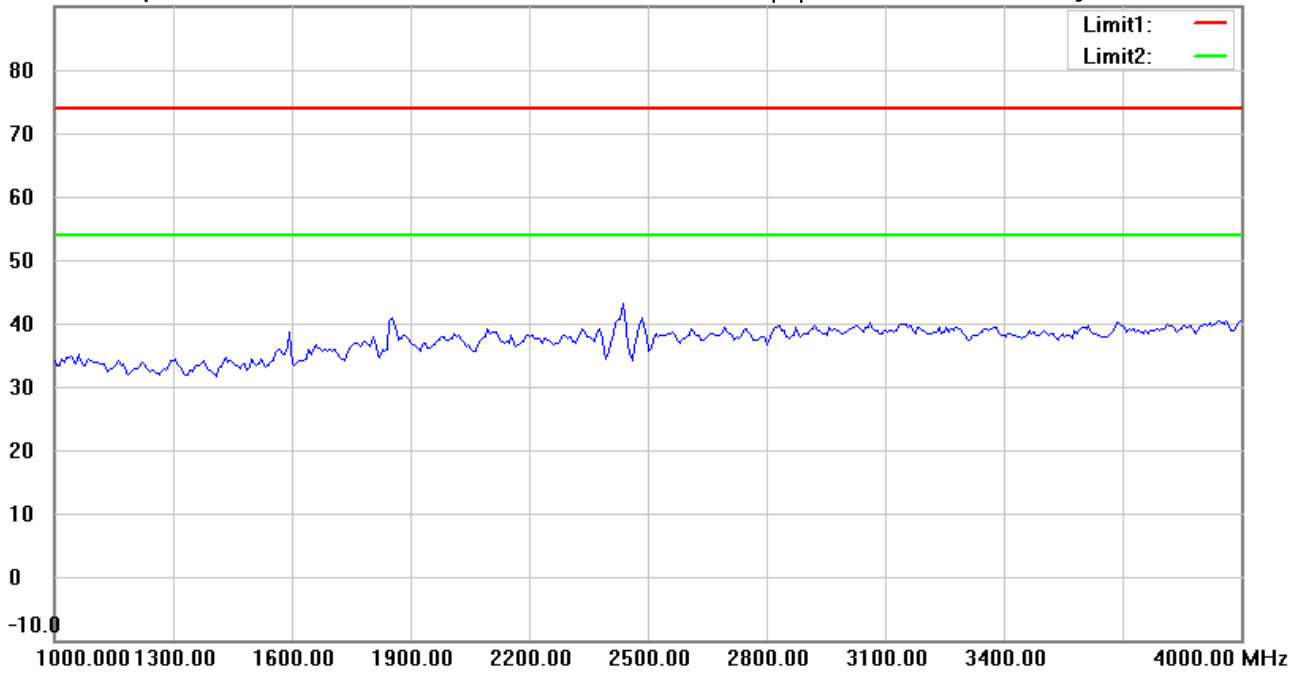
Date: 2017/3/14

Temperature:24 °C

90.0 dBuV/m

Time: 下午 10:27:00

Humidity:60 %



Site : Chamber

Condition : FCC\_part 15 RE-Class C\_Above 1GHz\_PK

Polarization: *Horizontal*

EUT : W6M21703-16657

Power : 5 Vd.c.

M/N:

Distance: 3m

Test Mode : TX 2440MHz

Note :

Mk.	Frequency (MHz)	Reading (dBuV)	Detector	Corr. factor (dB/m)	Result (dBuV/m)	Limit (dBuV/m)	Ant.Pos (cm)	Tab.Pos (deg.)	Margin (dB)	Comment
-----	-----------------	----------------	----------	---------------------	-----------------	----------------	--------------	----------------	-------------	---------

\*:Maximum data    x:Over limit    !:over margin



Address:6F.,No.58,Ln 188,Ruey Kuang Rd,Neihu,Taipei  
 Tel:+886-2-6606-8877  
 Fax:+886-2-6606-8875

Radiated Emission Measurement

Operator: Roy

File :3

Data :#6

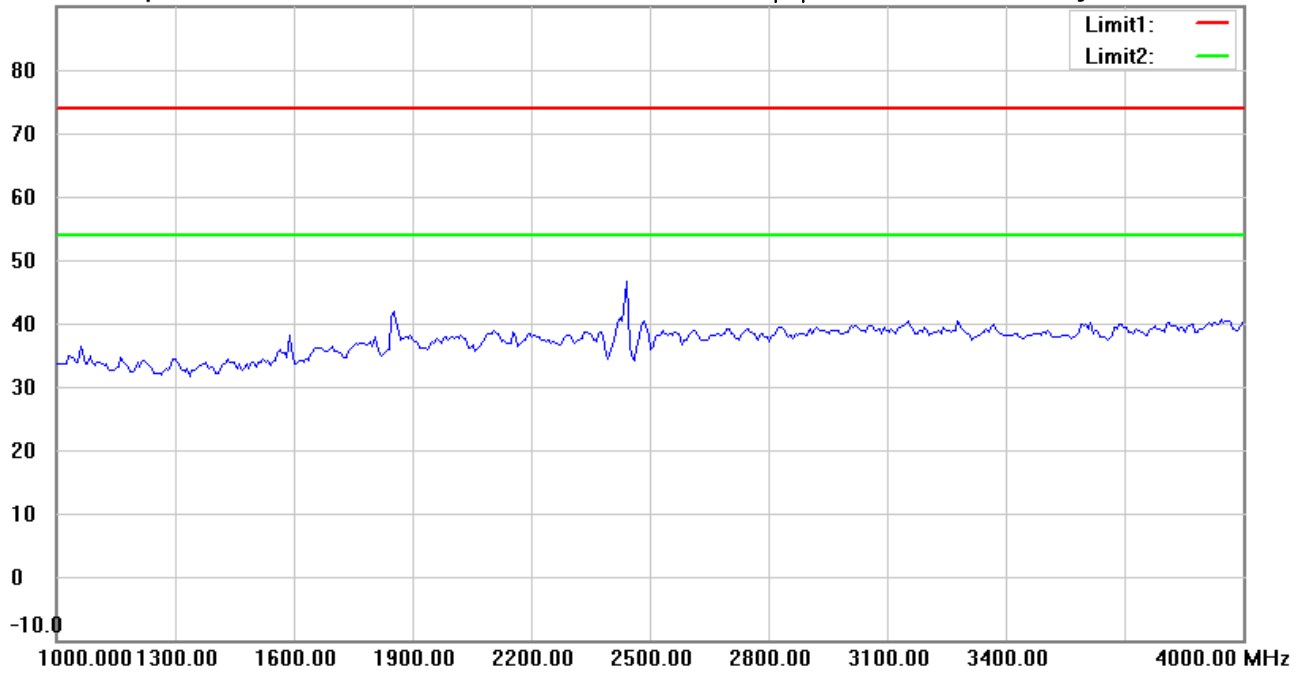
Date: 2017/3/14

Temperature:24 °C

90.0 dBuV/m

Time: 下午 10:30:08

Humidity:60 %



Site : Chamber

Condition : FCC\_part 15 RE-Class C\_Above 1GHz\_PK

Polarization: *Vertical*

EUT : W6M21703-16657

Power : 5 Vd.c.

M/N:

Distance: 3m

Test Mode : TX 2440MHz

Note :

Mk.	Frequency (MHz)	Reading (dBuV)	Detector	Corr. factor (dB/m)	Result (dBuV/m)	Limit (dBuV/m)	Ant.Pos (cm)	Tab.Pos (deg.)	Margin (dB)	Comment
-----	-----------------	----------------	----------	---------------------	-----------------	----------------	--------------	----------------	-------------	---------

\*:Maximum data    x:Over limit    !:over margin



Radiated Emission Measurement

Operator: Roy

File :3

Data :#2

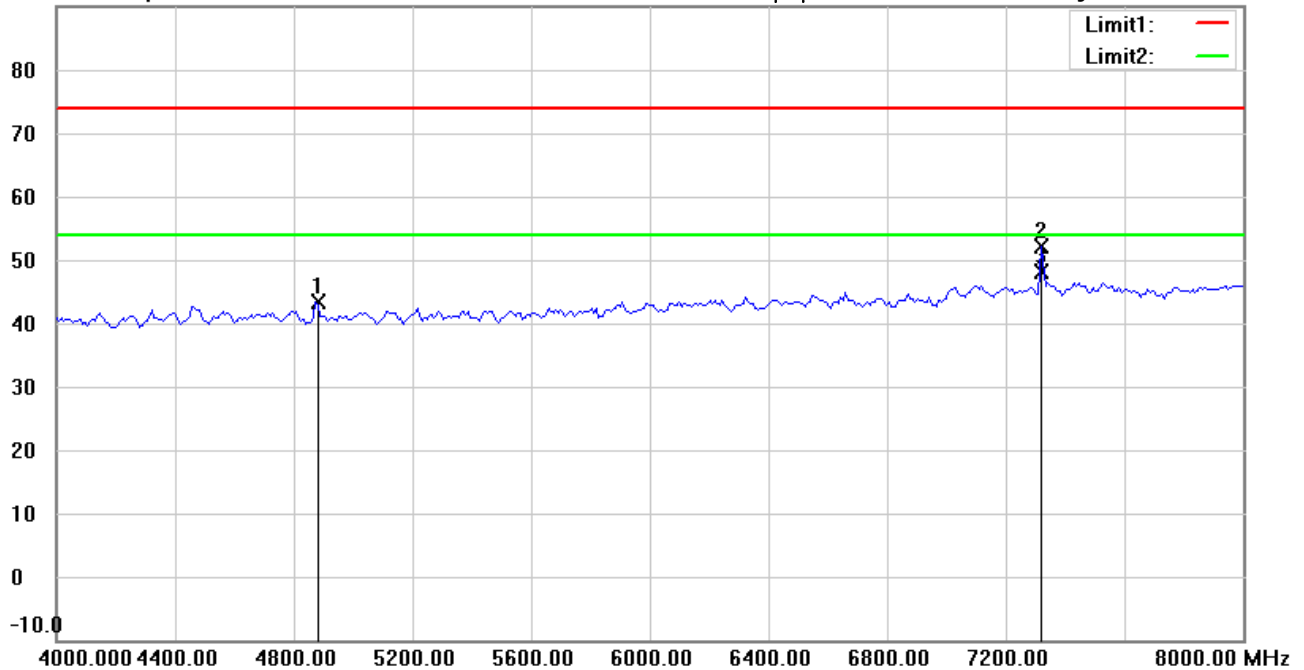
Date: 2017/3/14

Temperature:24 °C

90.0 dBuV/m

Time: 下午 10:27:54

Humidity:60 %



Site : Chamber

Condition : FCC\_part 15 RE-Class C\_Above 1GHz\_PK

Polarization: *Horizontal*

EUT : W6M21703-16657

Power : 5 Vd.c.

M/N:

Distance: 3m

Test Mode : TX 2440MHz

Note :

Mk.	Frequency (MHz)	Reading (dBuV)	Detector	Corr. factor (dB/m)	Result (dBuV/m)	Limit (dBuV/m)	Ant.Pos (cm)	Tab.Pos (deg.)	Margin (dB)	Comment
	4873.748	43.92	peak	-0.50	43.42	74.00	100	265	-30.58	
	7318.637	47.75	peak	4.48	52.23	74.00	100	210	-21.77	
*	7318.637	43.74	AVG	4.48	48.22	54.00	100	210	-5.78	



Radiated Emission Measurement

Operator: Roy

File :3

Data :#7

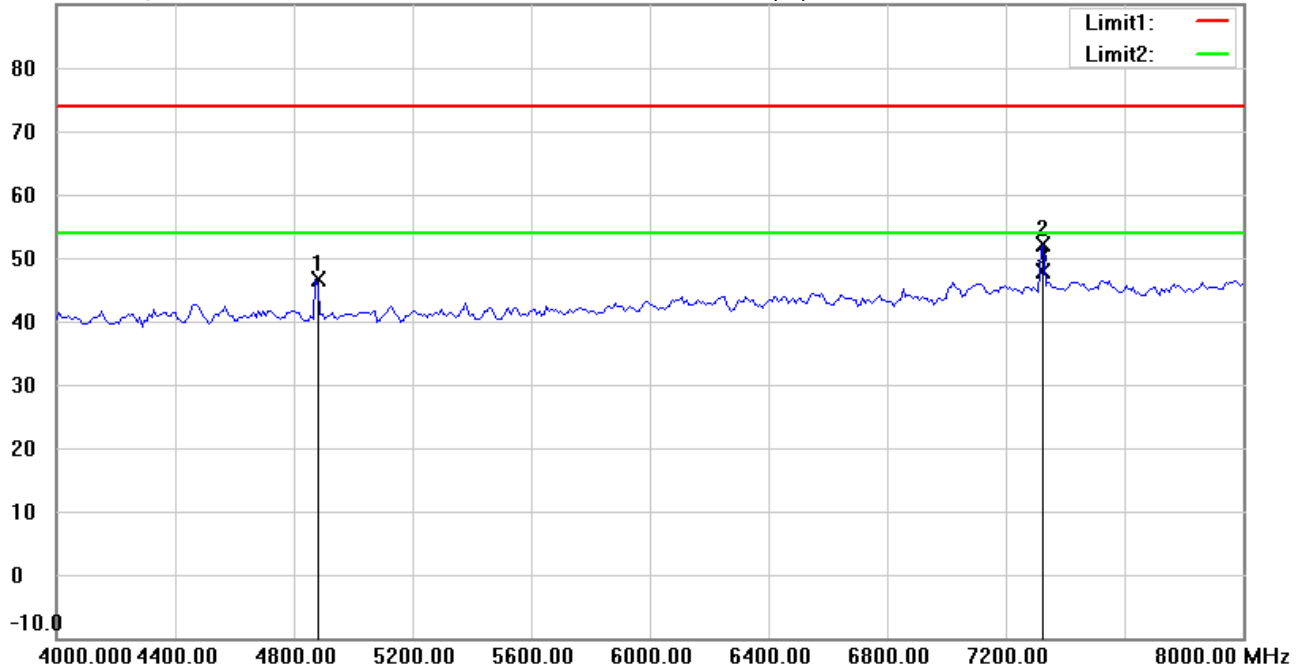
Date: 2017/3/14

Temperature:24 °C

90.0 dBuV/m

Time: 下午 10:31:02

Humidity:60 %



Site : Chamber

Condition : FCC\_part 15 RE-Class C\_Above 1GHz\_PK

Polarization: **Vertical**

EUT : W6M21703-16657

Power : 5 Vd.c.

M/N:

Distance: 3m

Test Mode : TX 2440MHz

Note :

Mk.	Frequency (MHz)	Reading (dBuV)	Detector	Corr. factor (dB/m)	Result (dBuV/m)	Limit (dBuV/m)	Ant.Pos (cm)	Tab.Pos (deg.)	Margin (dB)	Comment
	4873.748	47.18	peak	-0.50	46.68	74.00	100	225	-27.32	
	7326.653	47.69	peak	4.54	52.23	74.00	100	145	-21.77	
*	7326.653	43.26	AVG	4.54	47.80	54.00	100	145	-6.20	



Address:6F.,No.58,Ln 188,Ruey Kuang Rd,Neihu,Taipei  
 Tel:+886-2-6606-8877  
 Fax:+886-2-6606-8875

Radiated Emission Measurement

Operator: Roy

File :3

Data :#3

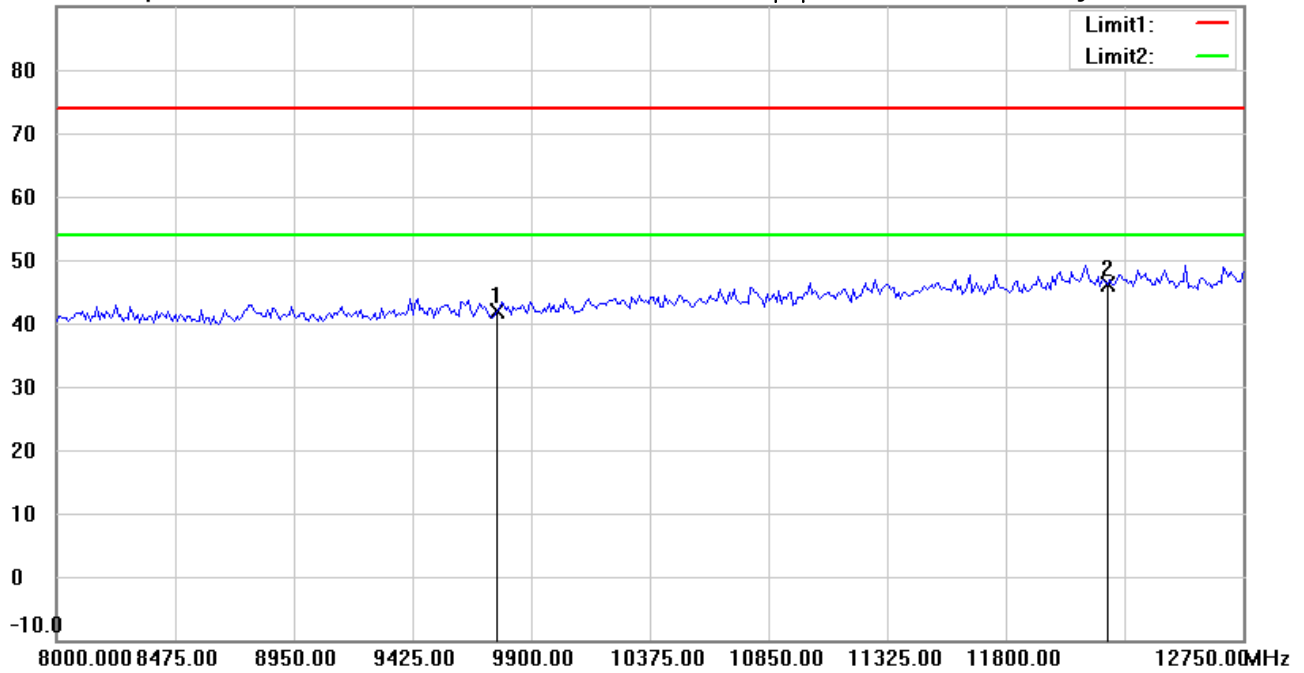
Date: 2017/3/14

Temperature:24 °C

90.0 dBuV/m

Time: 下午 10:28:07

Humidity:60 %



Site : Chamber

Condition : FCC\_part 15 RE-Class C\_Above 1GHz\_PK

Polarization: *Horizontal*

EUT : W6M21703-16657

Power : 5 Vd.c.

M/N:

Distance: 3m

Test Mode : TX 2440MHz

Note :

Mk.	Frequency (MHz)	Reading (dBuV)	Detector	Corr. factor (dB/m)	Result (dBuV/m)	Limit (dBuV/m)	Ant.Pos (cm)	Tab.Pos (deg.)	Margin (dB)	Comment
	9760.000	34.46	peak	7.50	41.96	74.00	100	200	-32.04	
*	12200.000	32.33	peak	13.83	46.16	74.00	100	95	-27.84	

\*:Maximum data    x:Over limit    !:over margin





Address:6F.,No.58,Ln 188,Ruey Kuang Rd,Neihu,Taipei  
 Tel:+886-2-6606-8877  
 Fax:+886-2-6606-8875

Radiated Emission Measurement

Operator: Roy

File :3

Data :#8

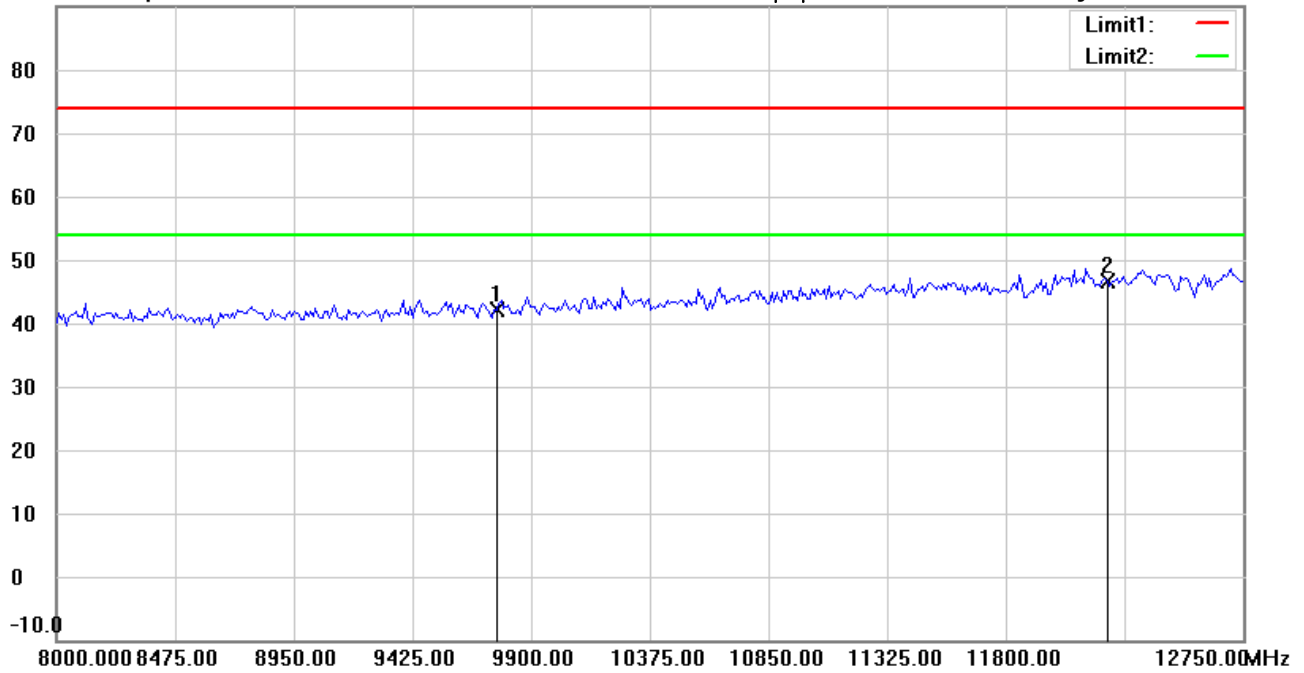
Date: 2017/3/14

Temperature:24 °C

90.0 dBuV/m

Time: 下午 10:31:15

Humidity:60 %



Site : Chamber

Condition : FCC\_part 15 RE-Class C\_Above 1GHz\_PK

Polarization: *Vertical*

EUT : W6M21703-16657

Power : 5 Vd.c.

M/N:

Distance: 3m

Test Mode : TX 2440MHz

Note :

Mk.	Frequency (MHz)	Reading (dBuV)	Detector	Corr. factor (dB/m)	Result (dBuV/m)	Limit (dBuV/m)	Ant.Pos (cm)	Tab.Pos (deg.)	Margin (dB)	Comment
	9760.000	34.68	peak	7.50	42.18	74.00	100	320	-31.82	
*	12200.000	32.83	peak	13.83	46.66	74.00	100	155	-27.34	

\*:Maximum data    x:Over limit    !:over margin



Address:6F.,No.58,Ln 188,Ruey Kuang Rd,Neihu,Taipei  
 Tel:+886-2-6606-8877  
 Fax:+886-2-6606-8875

Radiated Emission Measurement

Operator: Roy

File :3

Data :#4

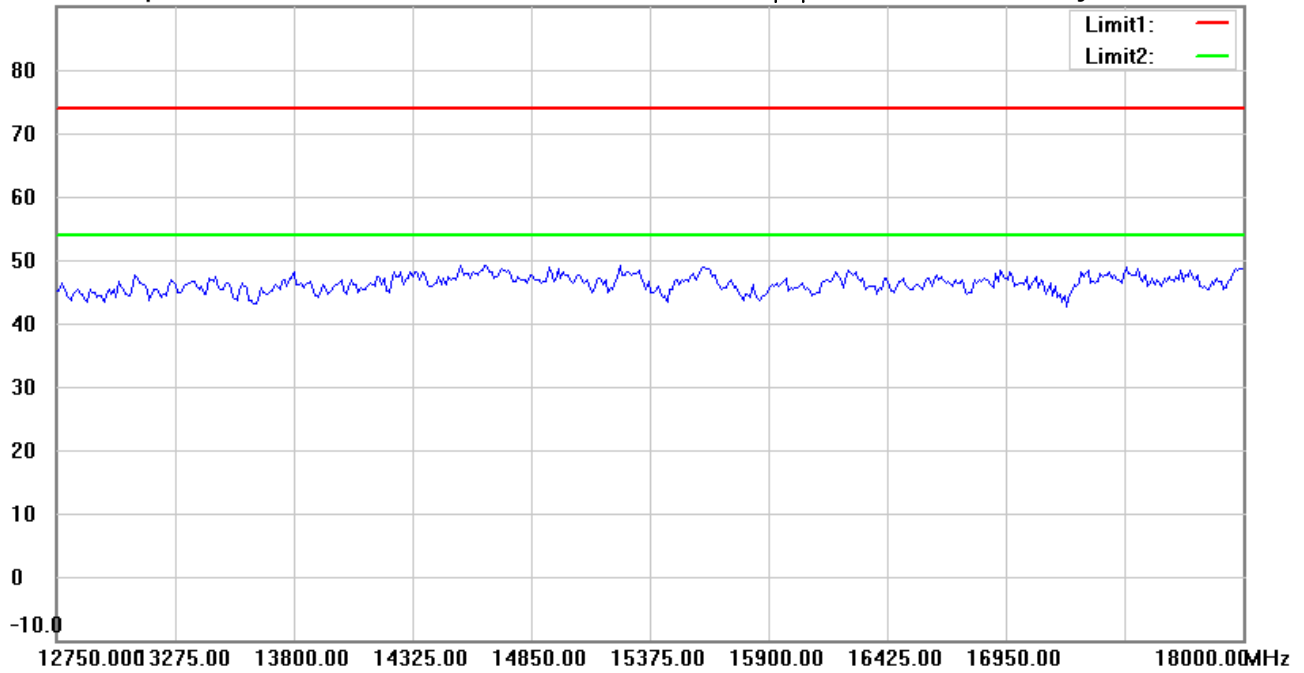
Date: 2017/3/14

Temperature:24 °C

90.0 dBuV/m

Time: 下午 10:29:04

Humidity:60 %



Site : Chamber

Condition : FCC\_part 15 RE-Class C\_Above 1GHz\_PK

Polarization: *Horizontal*

EUT : W6M21703-16657

Power : 5 Vd.c.

M/N:

Distance: 3m

Test Mode : TX 2440MHz

Note :

Mk.	Frequency (MHz)	Reading (dBuV)	Detector	Corr. factor (dB/m)	Result (dBuV/m)	Limit (dBuV/m)	Ant.Pos (cm)	Tab.Pos (deg.)	Margin (dB)	Comment
-----	-----------------	----------------	----------	---------------------	-----------------	----------------	--------------	----------------	-------------	---------

\*:Maximum data    x:Over limit    !:over margin



Address:6F.,No.58,Ln 188,Ruey Kuang Rd,Neihu,Taipei  
 Tel:+886-2-6606-8877  
 Fax:+886-2-6606-8875

**Radiated Emission Measurement**

Operator: Roy

File :3

Data :#9

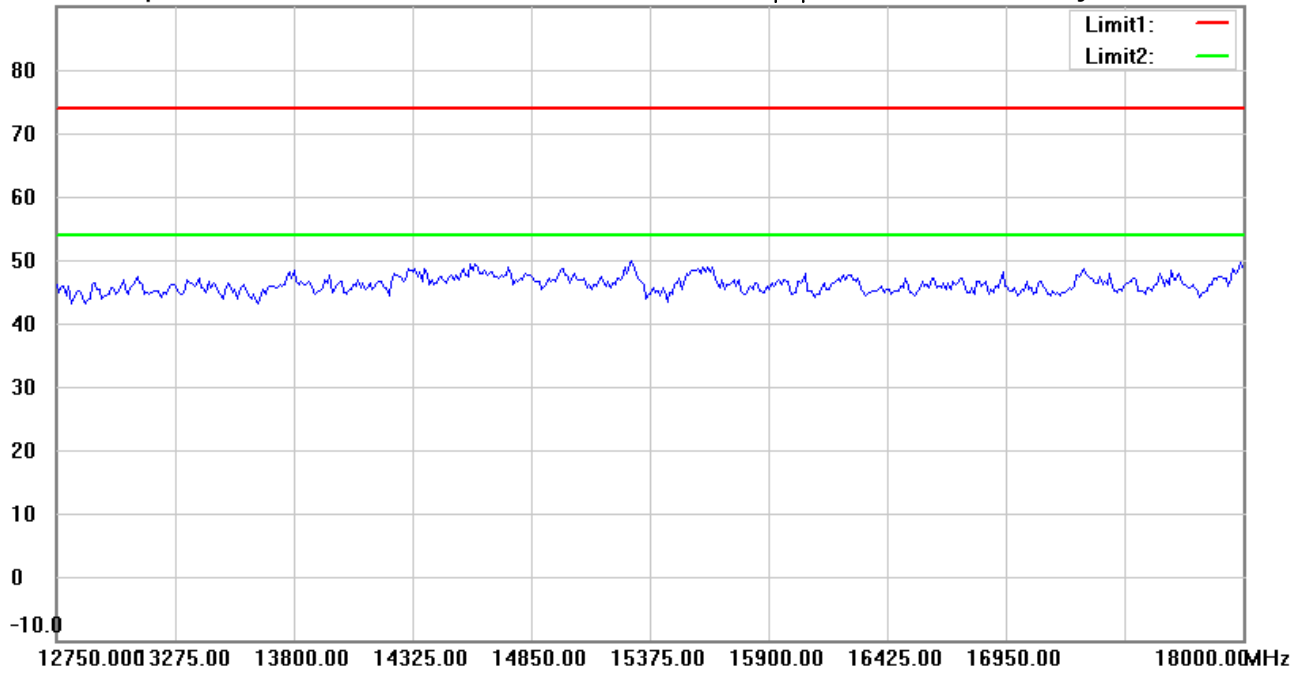
Date: 2017/3/14

Temperature:24 °C

90.0 dBuV/m

Time: 下午 10:32:17

Humidity:60 %



Site : Chamber

Condition : FCC\_part 15 RE-Class C\_Above 1GHz\_PK

Polarization: *Vertical*

EUT : W6M21703-16657

Power : 5 Vd.c.

M/N:

Distance: 3m

Test Mode : TX 2440MHz

Note :

Mk.	Frequency (MHz)	Reading (dBuV)	Detector	Corr. factor (dB/m)	Result (dBuV/m)	Limit (dBuV/m)	Ant.Pos (cm)	Tab.Pos (deg.)	Margin (dB)	Comment
-----	-----------------	----------------	----------	---------------------	-----------------	----------------	--------------	----------------	-------------	---------

\*:Maximum data    x:Over limit    !:over margin



Address:6F.,No.58,Ln 188,Ruey Kuang Rd,Neihu,Taipei  
 Tel:+886-2-6606-8877  
 Fax:+886-2-6606-8875

Radiated Emission Measurement

Operator: Roy

File :3

Data :#5

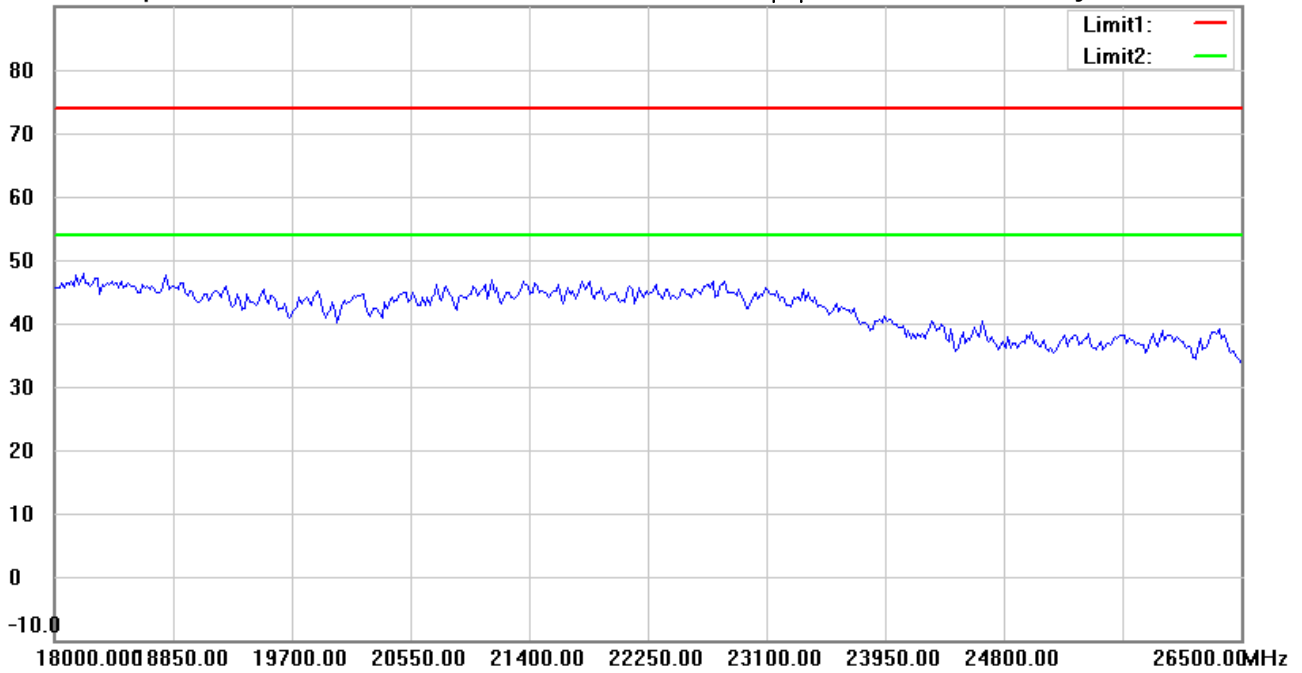
Date: 2017/3/14

Temperature:24 °C

90.0 dBuV/m

Time: 下午 10:29:14

Humidity:60 %



Site : Chamber

Condition : FCC\_part 15 RE-Class C\_Above 1GHz\_PK

Polarization: *Horizontal*

EUT : W6M21703-16657

Power : 5 Vd.c.

M/N:

Distance: 3m

Test Mode : TX 2440MHz

Note :

Mk.	Frequency (MHz)	Reading (dBuV)	Detector	Corr. factor (dB/m)	Result (dBuV/m)	Limit (dBuV/m)	Ant.Pos (cm)	Tab.Pos (deg.)	Margin (dB)	Comment
-----	-----------------	----------------	----------	---------------------	-----------------	----------------	--------------	----------------	-------------	---------

\*:Maximum data    x:Over limit    !:over margin



Address:6F.,No.58,Ln 188,Ruey Kuang Rd,Neihu,Taipei  
 Tel:+886-2-6606-8877  
 Fax:+886-2-6606-8875

Radiated Emission Measurement

Operator: Roy

File :3

Data :#10

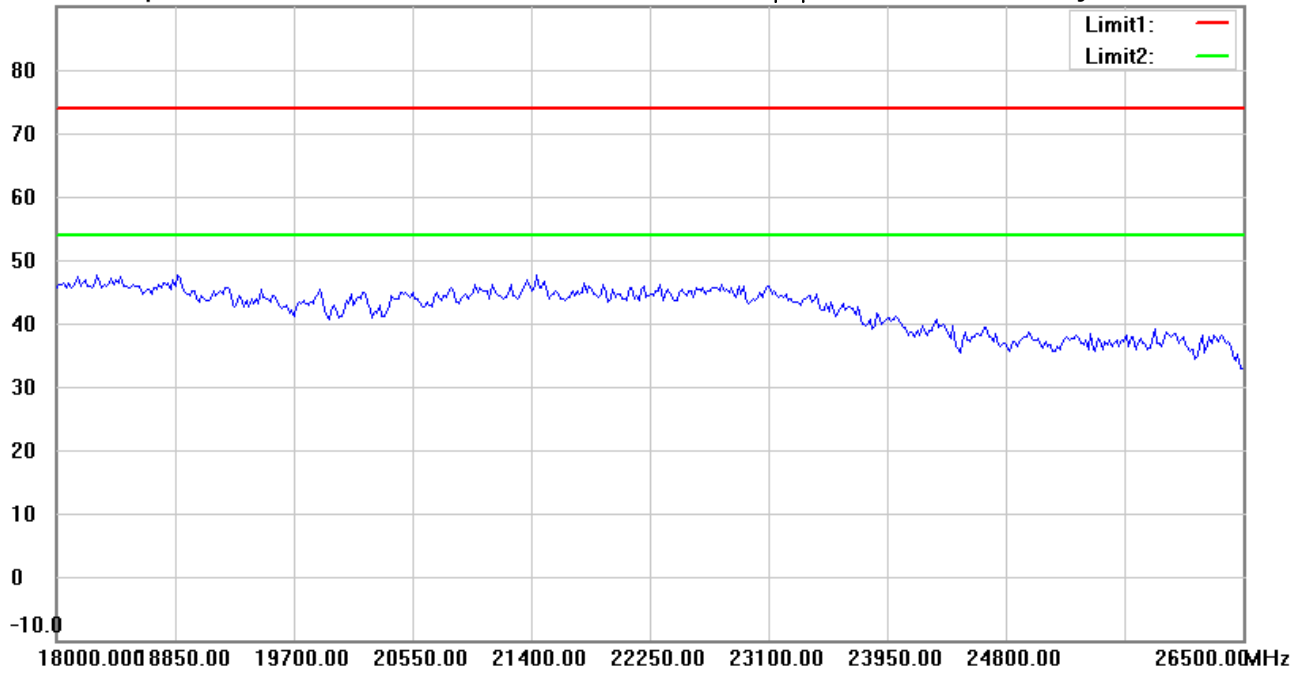
Date: 2017/3/14

Temperature:24 °C

90.0 dBuV/m

Time: 下午 10:32:26

Humidity:60 %



Site : Chamber

Condition : FCC\_part 15 RE-Class C\_Above 1GHz\_PK

Polarization: *Vertical*

EUT : W6M21703-16657

Power : 5 Vd.c.

M/N:

Distance: 3m

Test Mode : TX 2440MHz

Note :

Mk.	Frequency (MHz)	Reading (dBuV)	Detector	Corr. factor (dB/m)	Result (dBuV/m)	Limit (dBuV/m)	Ant.Pos (cm)	Tab.Pos (deg.)	Margin (dB)	Comment
-----	-----------------	----------------	----------	---------------------	-----------------	----------------	--------------	----------------	-------------	---------

\*:Maximum data    x:Over limit    !:over margin



Radiated Emission Measurement

Operator: Roy

File :1

Data :#1

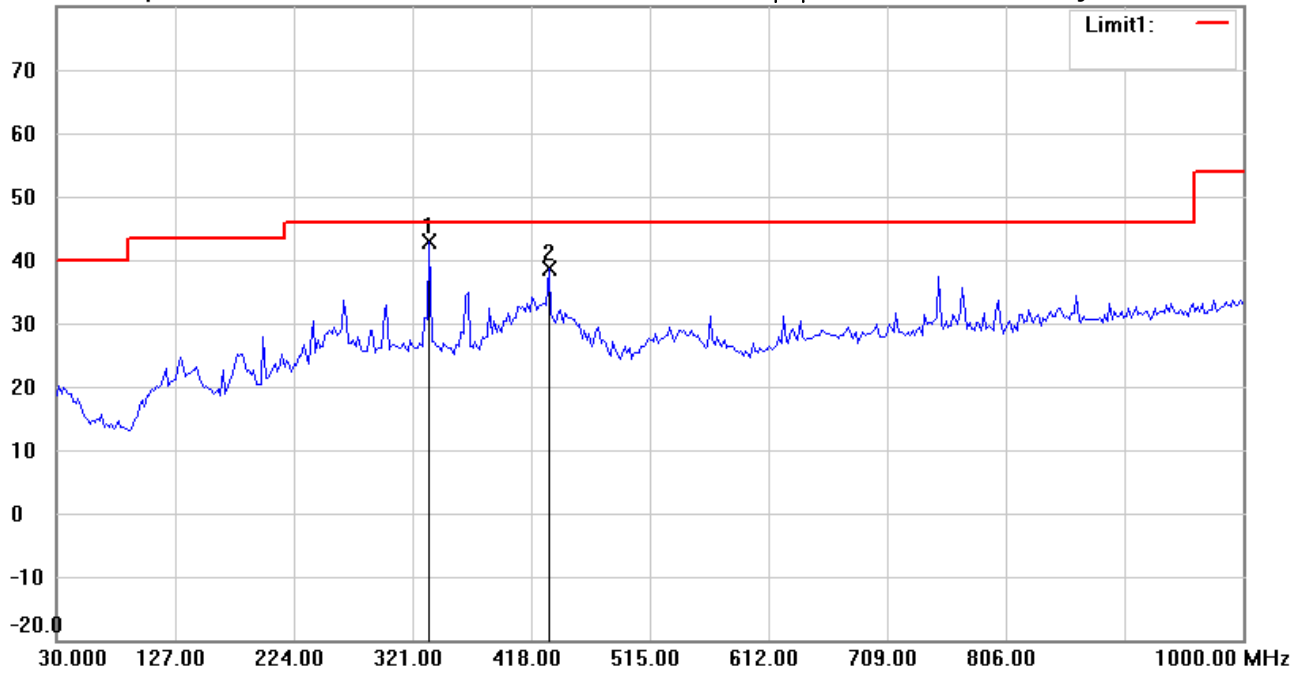
Date: 2017/3/15

Temperature:24 °C

80.0 dBuV/m

Time: 下午 08:57:47

Humidity:60 %



Site : Chamber

Condition : FCC\_part 15 RE-Class C\_30-1000MHz

Polarization: *Horizontal*

EUT : W6M21703-16657

Power : 5 Vd.c.

M/N:

Distance: 3m

Test Mode : TX 2478MHz

Note :

Mk.	Frequency (MHz)	Reading (dBuV)	Detector	Corr. factor (dB/m)	Result (dBuV/m)	Limit (dBuV/m)	Ant.Pos (cm)	Tab.Pos (deg.)	Margin (dB)	Comment
*	335.1904	47.80	peak	-4.87	42.93	46.00	100	75	-3.07	
	432.3848	41.78	peak	-3.09	38.69	46.00	100	100	-7.31	



Radiated Emission Measurement

Operator: Roy

File :1

Data :#2

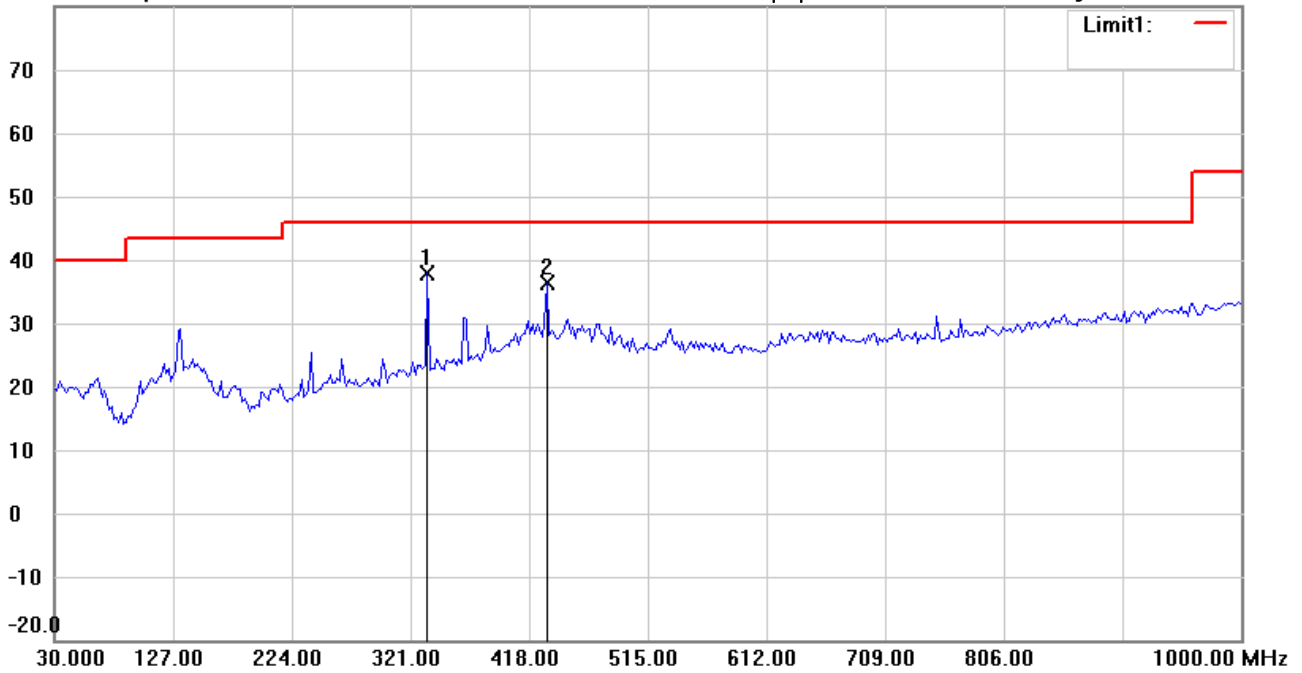
Date: 2017/3/15

Temperature:24 °C

80.0 dBuV/m

Time: 下午 08:58:41

Humidity:60 %



Site : Chamber

Condition : FCC\_part 15 RE-Class C\_30-1000MHz

Polarization: *Vertical*

EUT : W6M21703-16657

Power : 5 Vd.c.

M/N:

Distance: 3m

Test Mode : TX 2478MHz

Note :

Mk.	Frequency (MHz)	Reading (dBuV)	Detector	Corr. factor (dB/m)	Result (dBuV/m)	Limit (dBuV/m)	Ant.Pos (cm)	Tab.Pos (deg.)	Margin (dB)	Comment
*	335.1904	42.77	peak	-4.87	37.90	46.00	100	265	-8.10	
	432.3848	39.56	peak	-3.09	36.47	46.00	100	330	-9.53	



Address:6F.,No.58,Ln 188,Ruey Kuang Rd,Neihu,Taipei  
 Tel:+886-2-6606-8877  
 Fax:+886-2-6606-8875

Radiated Emission Measurement

Operator: Roy

File :3

Data :#1

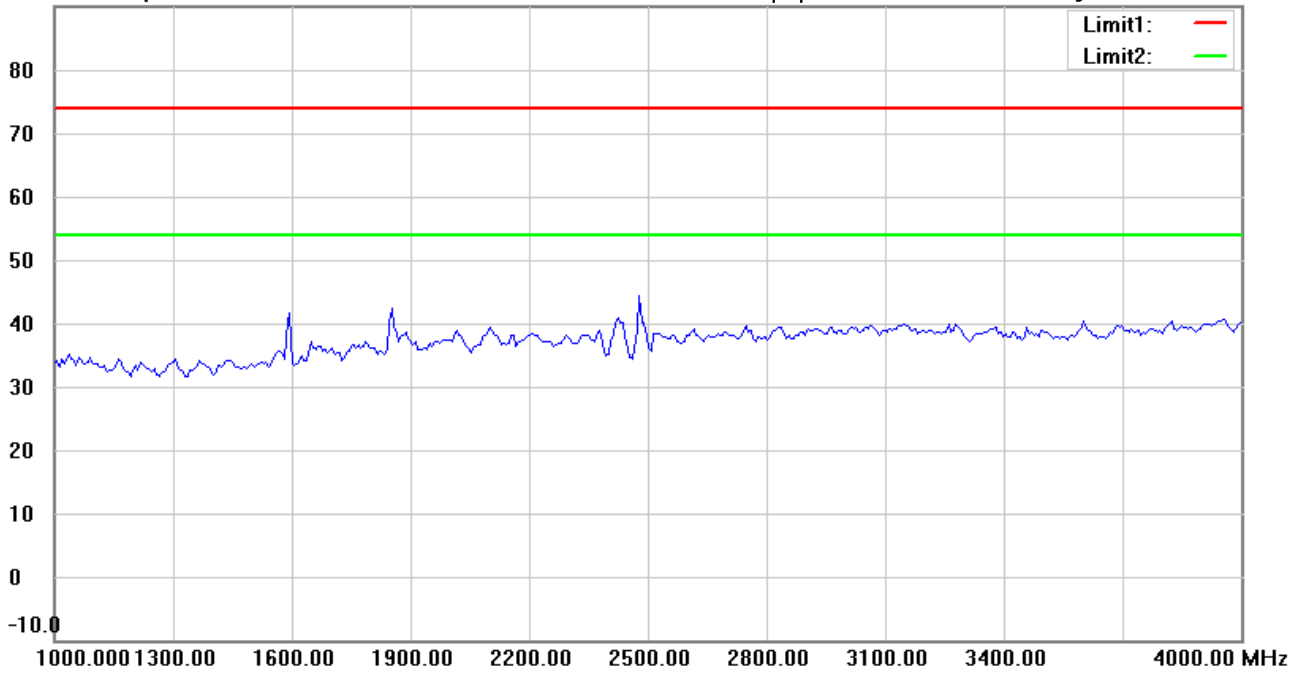
Date: 2017/3/14

Temperature:24 °C

90.0 dBuV/m

Time: 下午 11:13:05

Humidity:60 %



Site : Chamber

Condition : FCC\_part 15 RE-Class C\_Above 1GHz\_PK

Polarization: *Horizontal*

EUT : W6M21703-16657

Power : 5 Vd.c.

M/N:

Distance: 3m

Test Mode : TX 2478MHz

Note :

Mk.	Frequency (MHz)	Reading (dBuV)	Detector	Corr. factor (dB/m)	Result (dBuV/m)	Limit (dBuV/m)	Ant.Pos (cm)	Tab.Pos (deg.)	Margin (dB)	Comment
-----	-----------------	----------------	----------	---------------------	-----------------	----------------	--------------	----------------	-------------	---------

\*:Maximum data    x:Over limit    !:over margin





Address:6F.,No.58,Ln 188,Ruey Kuang Rd,Neihu,Taipei  
 Tel:+886-2-6606-8877  
 Fax:+886-2-6606-8875

**Radiated Emission Measurement**

Operator: Roy

File :3

Data :#6

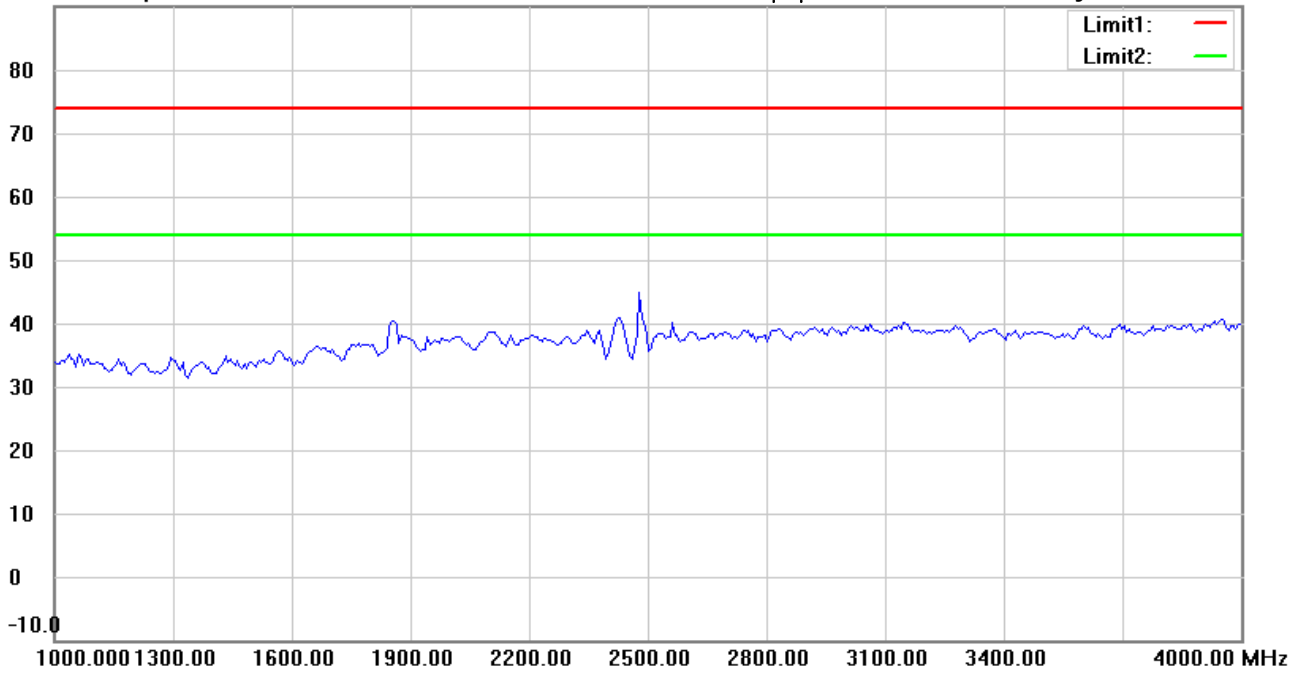
Date: 2017/3/14

Temperature:24 °C

90.0 dBuV/m

Time: 下午 11:16:13

Humidity:60 %



Site : Chamber

Condition : FCC\_part 15 RE-Class C\_Above 1GHz\_PK

Polarization: *Vertical*

EUT : W6M21703-16657

Power : 5 Vd.c.

M/N:

Distance: 3m

Test Mode : TX 2478MHz

Note :

Mk.	Frequency (MHz)	Reading (dBuV)	Detector	Corr. factor (dB/m)	Result (dBuV/m)	Limit (dBuV/m)	Ant.Pos (cm)	Tab.Pos (deg.)	Margin (dB)	Comment
-----	-----------------	----------------	----------	---------------------	-----------------	----------------	--------------	----------------	-------------	---------

\*:Maximum data    x:Over limit    !:over margin



Radiated Emission Measurement

Operator: Roy

File :3

Data :#2

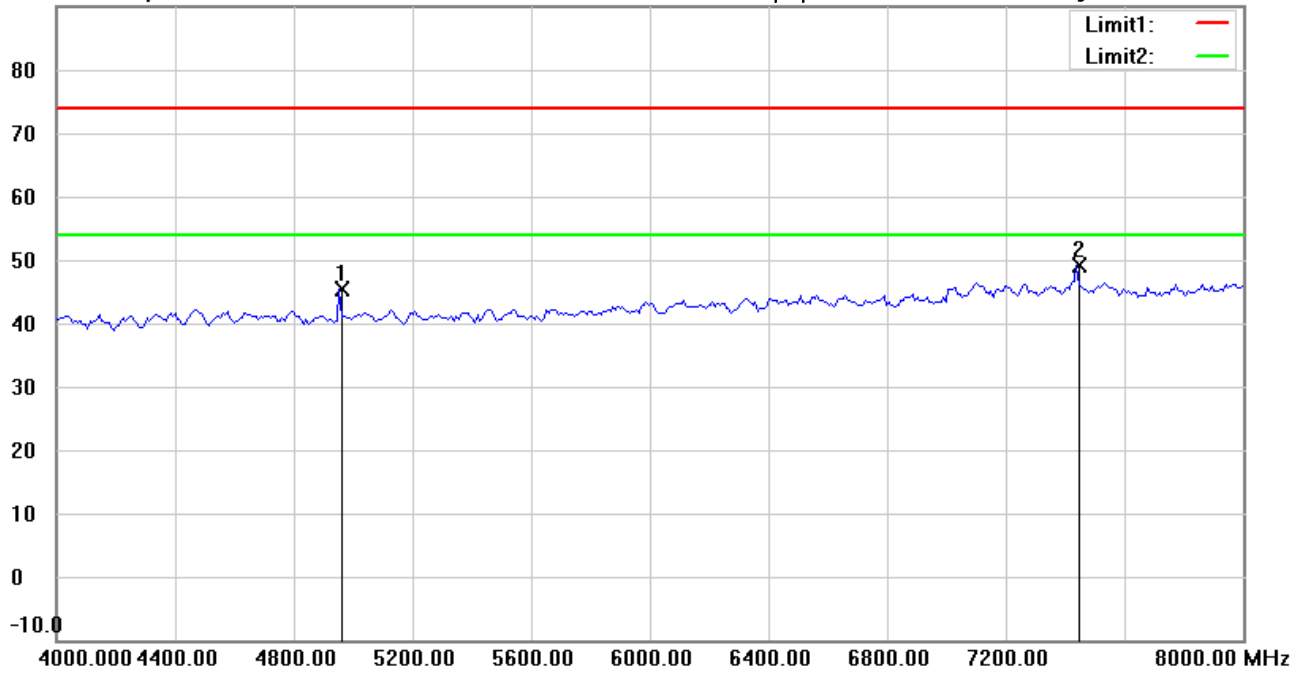
Date: 2017/3/14

Temperature:24 °C

90.0 dBuV/m

Time: 下午 11:13:59

Humidity:60 %



Site : Chamber

Condition : FCC\_part 15 RE-Class C\_Above 1GHz\_PK

Polarization: *Horizontal*

EUT : W6M21703-16657

Power : 5 Vd.c.

M/N:

Distance: 3m

Test Mode : TX 2478MHz

Note :

Mk.	Frequency (MHz)	Reading (dBuV)	Detector	Corr. factor (dB/m)	Result (dBuV/m)	Limit (dBuV/m)	Ant.Pos (cm)	Tab.Pos (deg.)	Margin (dB)	Comment
	4953.908	45.51	peak	-0.17	45.34	74.00	100	80	-28.66	
*	7438.878	44.15	peak	4.89	49.04	74.00	100	300	-24.96	



Radiated Emission Measurement

Operator: Roy

File :3

Data :#7

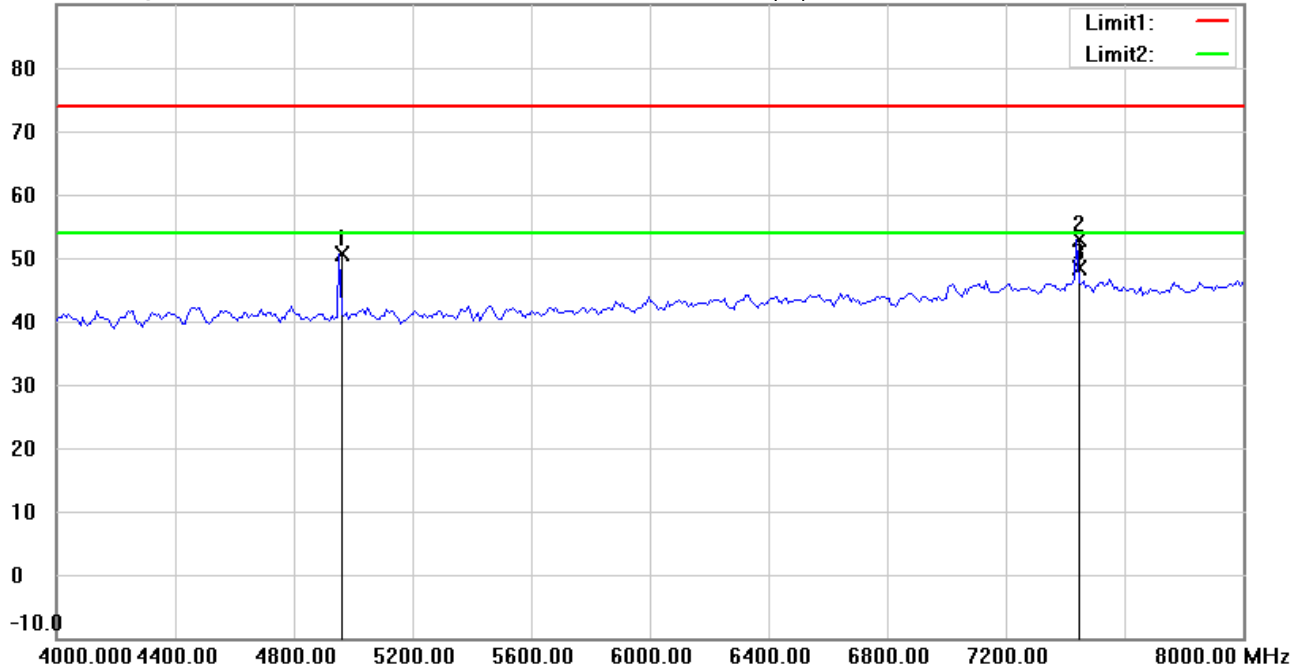
Date: 2017/3/14

Temperature:24 °C

90.0 dBuV/m

Time: 下午 11:17:07

Humidity:60 %



Site : Chamber

Condition : FCC\_part 15 RE-Class C\_Above 1GHz\_PK

Polarization: **Vertical**

EUT : W6M21703-16657

Power : 5 Vd.c.

M/N:

Distance: 3m

Test Mode : TX 2478MHz

Note :

Mk.	Frequency (MHz)	Reading (dBuV)	Detector	Corr. factor (dB/m)	Result (dBuV/m)	Limit (dBuV/m)	Ant.Pos (cm)	Tab.Pos (deg.)	Margin (dB)	Comment
	4953.908	50.76	peak	-0.17	50.59	74.00	100	240	-23.41	
	7438.878	47.98	peak	4.89	52.87	74.00	100	195	-21.13	
*	7438.878	43.51	AVG	4.89	48.40	54.00	100	195	-5.60	



Address:6F.,No.58,Ln 188,Ruey Kuang Rd,Neihu,Taipei  
 Tel:+886-2-6606-8877  
 Fax:+886-2-6606-8875

Radiated Emission Measurement

Operator: Roy

File :3

Data :#3

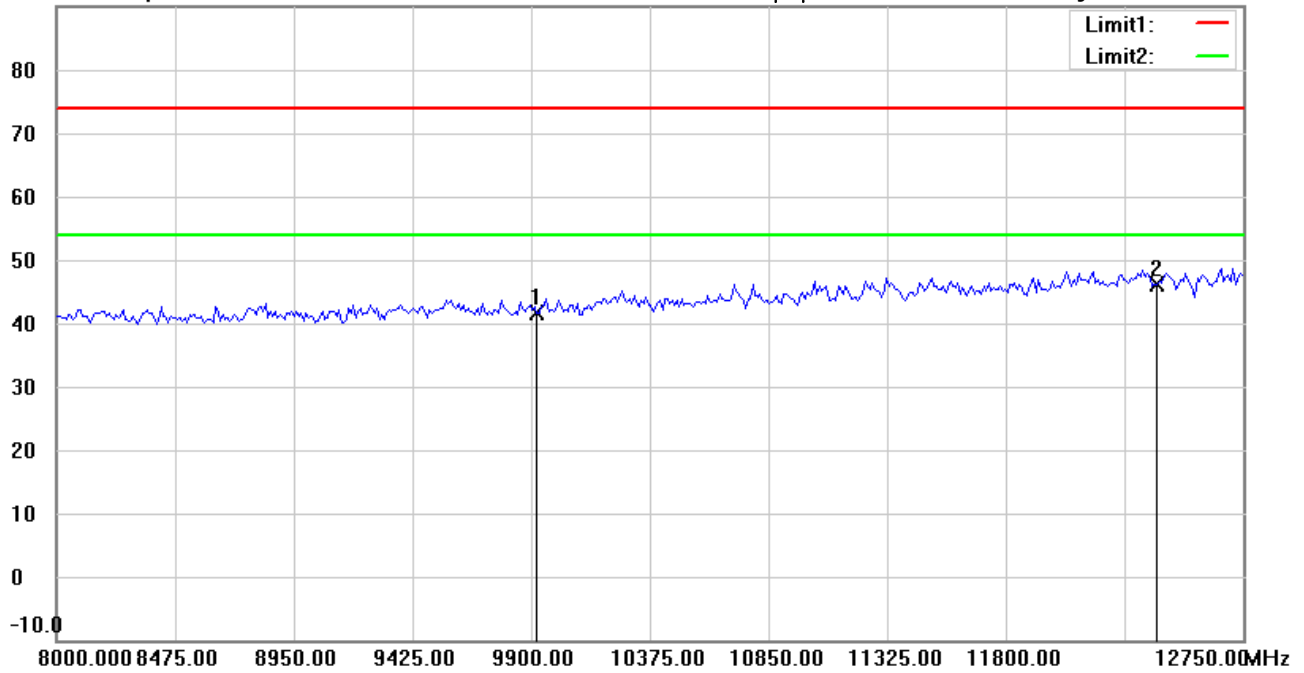
Date: 2017/3/14

Temperature:24 °C

90.0 dBuV/m

Time: 下午 11:14:12

Humidity:60 %



Site : Chamber

Condition : FCC\_part 15 RE-Class C\_Above 1GHz\_PK

Polarization: *Horizontal*

EUT : W6M21703-16657

Power : 5 Vd.c.

M/N:

Distance: 3m

Test Mode : TX 2478MHz

Note :

Mk.	Frequency (MHz)	Reading (dBuV)	Detector	Corr. factor (dB/m)	Result (dBuV/m)	Limit (dBuV/m)	Ant.Pos (cm)	Tab.Pos (deg.)	Margin (dB)	Comment
	9920.000	33.81	peak	7.83	41.64	74.00	100	280	-32.36	
*	12400.000	32.24	peak	13.99	46.23	74.00	100	215	-27.77	

\*:Maximum data    x:Over limit    !:over margin



Address:6F.,No.58,Ln 188,Ruey Kuang Rd,Neihu,Taipei  
 Tel:+886-2-6606-8877  
 Fax:+886-2-6606-8875

Radiated Emission Measurement

Operator: Roy

File :3

Data :#8

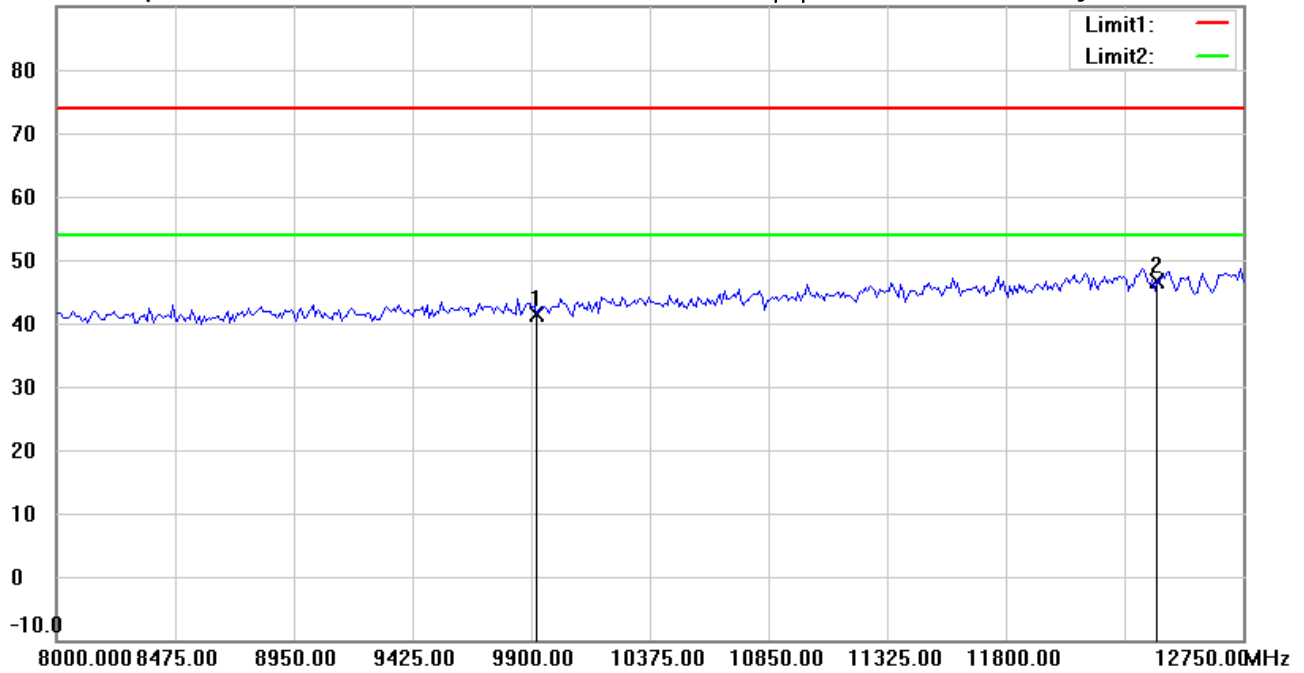
Date: 2017/3/14

Temperature:24 °C

90.0 dBuV/m

Time: 下午 11:17:20

Humidity:60 %



Site : Chamber

Condition : FCC\_part 15 RE-Class C\_Above 1GHz\_PK

Polarization: **Vertical**

EUT : W6M21703-16657

Power : 5 Vd.c.

M/N:

Distance: 3m

Test Mode : TX 2478MHz

Note :

Mk.	Frequency (MHz)	Reading (dBuV)	Detector	Corr. factor (dB/m)	Result (dBuV/m)	Limit (dBuV/m)	Ant.Pos (cm)	Tab.Pos (deg.)	Margin (dB)	Comment
	9920.000	33.45	peak	7.83	41.28	74.00	100	100	-32.72	
*	12400.000	32.52	peak	13.99	46.51	74.00	100	75	-27.49	

\*:Maximum data x:Over limit !:over margin



Address:6F.,No.58,Ln 188,Ruey Kuang Rd,Neihu,Taipei  
 Tel:+886-2-6606-8877  
 Fax:+886-2-6606-8875

Radiated Emission Measurement

Operator: Roy

File :3

Data :#4

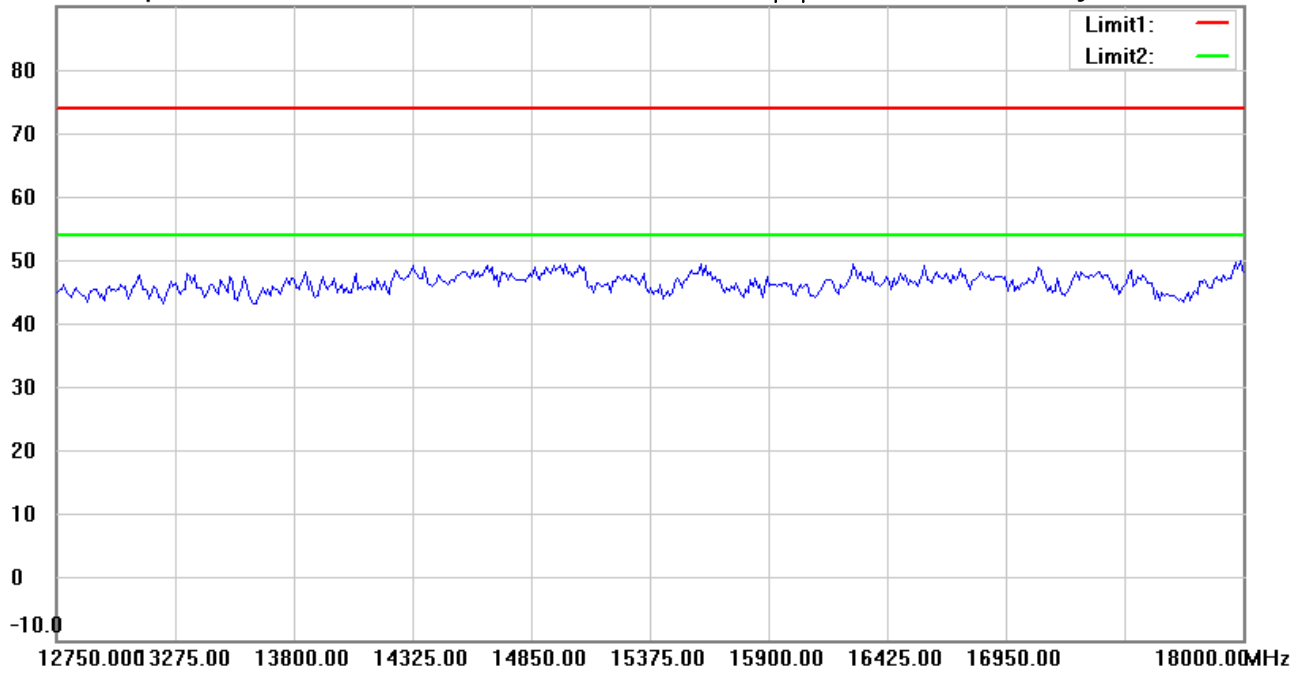
Date: 2017/3/14

Temperature:24 °C

90.0 dBuV/m

Time: 下午 11:15:09

Humidity:60 %



Site : Chamber

Condition : FCC\_part 15 RE-Class C\_Above 1GHz\_PK

Polarization: *Horizontal*

EUT : W6M21703-16657

Power : 5 Vd.c.

M/N:

Distance: 3m

Test Mode : TX 2478MHz

Note :

Mk.	Frequency (MHz)	Reading (dBuV)	Detector	Corr. factor (dB/m)	Result (dBuV/m)	Limit (dBuV/m)	Ant.Pos (cm)	Tab.Pos (deg.)	Margin (dB)	Comment
-----	-----------------	----------------	----------	---------------------	-----------------	----------------	--------------	----------------	-------------	---------

\*:Maximum data    x:Over limit    !:over margin



Address:6F.,No.58,Ln 188,Ruey Kuang Rd,Neihu,Taipei  
 Tel:+886-2-6606-8877  
 Fax:+886-2-6606-8875

Radiated Emission Measurement

Operator: Roy

File :3

Data :#9

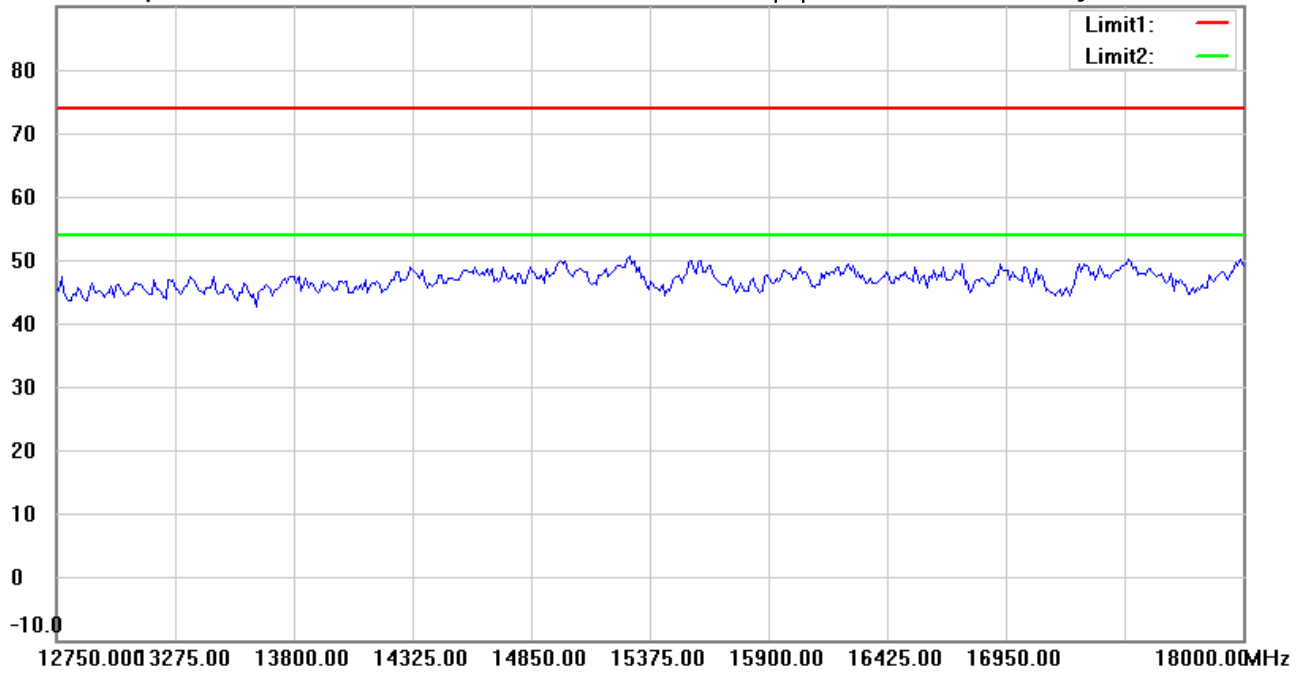
Date: 2017/3/14

Temperature:24 °C

90.0 dBuV/m

Time: 下午 11:18:22

Humidity:60 %



Site : Chamber

Condition : FCC\_part 15 RE-Class C\_Above 1GHz\_PK

Polarization: *Vertical*

EUT : W6M21703-16657

Power : 5 Vd.c.

M/N:

Distance: 3m

Test Mode : TX 2478MHz

Note :

Mk.	Frequency (MHz)	Reading (dBuV)	Detector	Corr. factor (dB/m)	Result (dBuV/m)	Limit (dBuV/m)	Ant.Pos (cm)	Tab.Pos (deg.)	Margin (dB)	Comment
-----	-----------------	----------------	----------	---------------------	-----------------	----------------	--------------	----------------	-------------	---------

\*:Maximum data    x:Over limit    !:over margin



Address:6F.,No.58,Ln 188,Ruey Kuang Rd,Neihu,Taipei  
 Tel:+886-2-6606-8877  
 Fax:+886-2-6606-8875

Radiated Emission Measurement

Operator: Roy

File :3

Data :#5

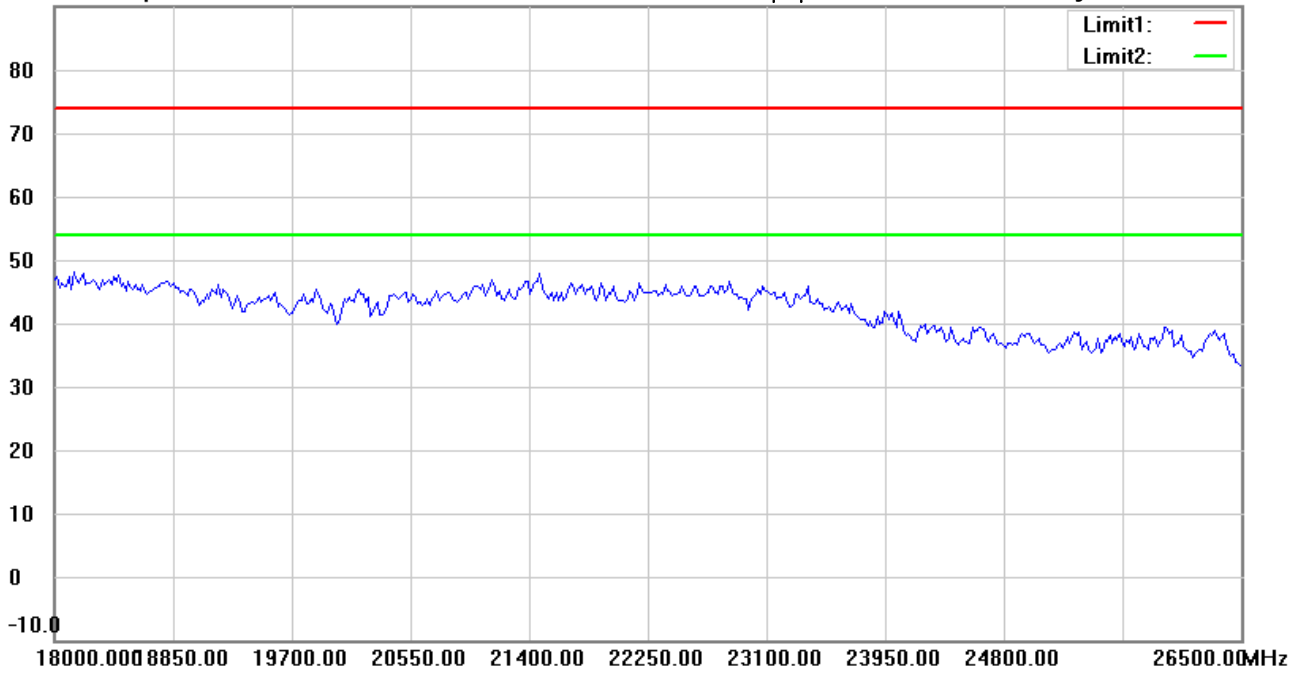
Date: 2017/3/14

Temperature:24 °C

90.0 dBuV/m

Time: 下午 11:15:19

Humidity:60 %



Site : Chamber

Condition : FCC\_part 15 RE-Class C\_Above 1GHz\_PK

Polarization: *Horizontal*

EUT : W6M21703-16657

Power : 5 Vd.c.

M/N:

Distance: 3m

Test Mode : TX 2478MHz

Note :

Mk.	Frequency (MHz)	Reading (dBuV)	Detector	Corr. factor (dB/m)	Result (dBuV/m)	Limit (dBuV/m)	Ant.Pos (cm)	Tab.Pos (deg.)	Margin (dB)	Comment
-----	-----------------	----------------	----------	---------------------	-----------------	----------------	--------------	----------------	-------------	---------

\*:Maximum data    x:Over limit    !:over margin





Address:6F.,No.58,Ln 188,Ruey Kuang Rd,Neihu,Taipei  
 Tel:+886-2-6606-8877  
 Fax:+886-2-6606-8875

Radiated Emission Measurement

Operator: Roy

File :3

Data :#10

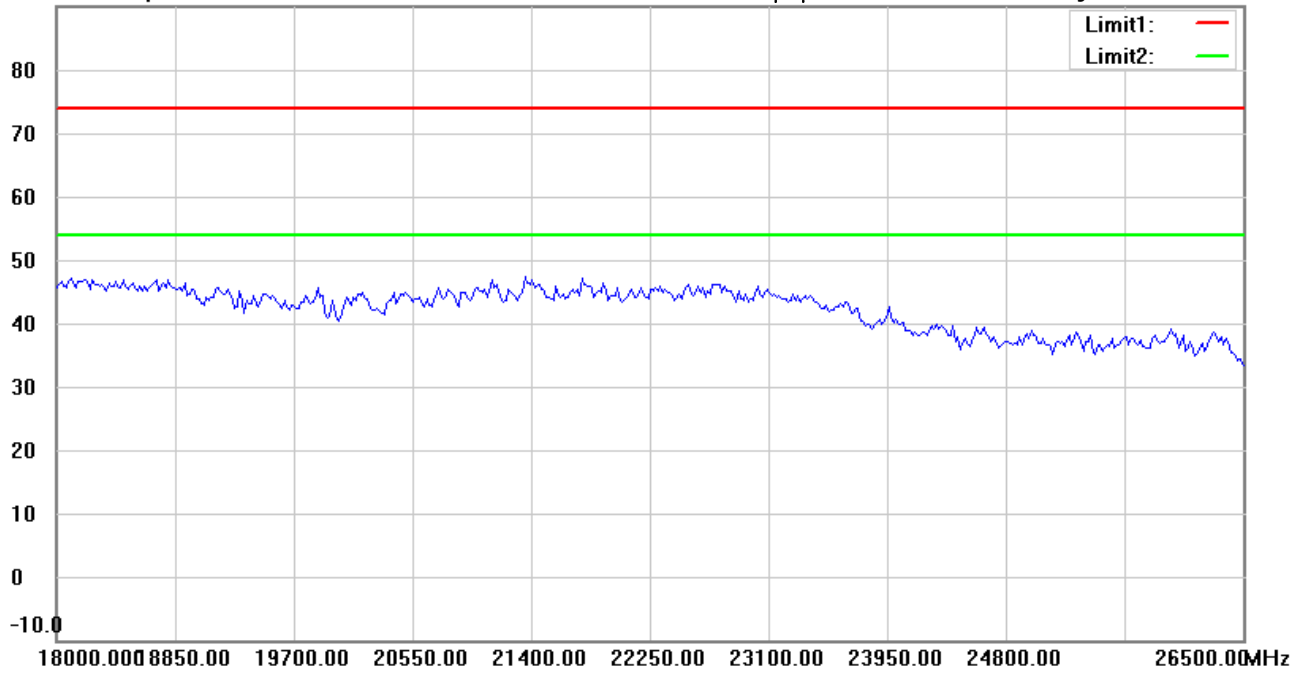
Date: 2017/3/14

Temperature:24 °C

90.0 dBuV/m

Time: 下午 11:18:31

Humidity:60 %



Site : Chamber

Condition : FCC\_part 15 RE-Class C\_Above 1GHz\_PK

Polarization: *Vertical*

EUT : W6M21703-16657

Power : 5 Vd.c.

M/N:

Distance: 3m

Test Mode : TX 2478MHz

Note :

Mk.	Frequency (MHz)	Reading (dBuV)	Detector	Corr. factor (dB/m)	Result (dBuV/m)	Limit (dBuV/m)	Ant.Pos (cm)	Tab.Pos (deg.)	Margin (dB)	Comment
-----	-----------------	----------------	----------	---------------------	-----------------	----------------	--------------	----------------	-------------	---------

\*:Maximum data    x:Over limit    !:over margin