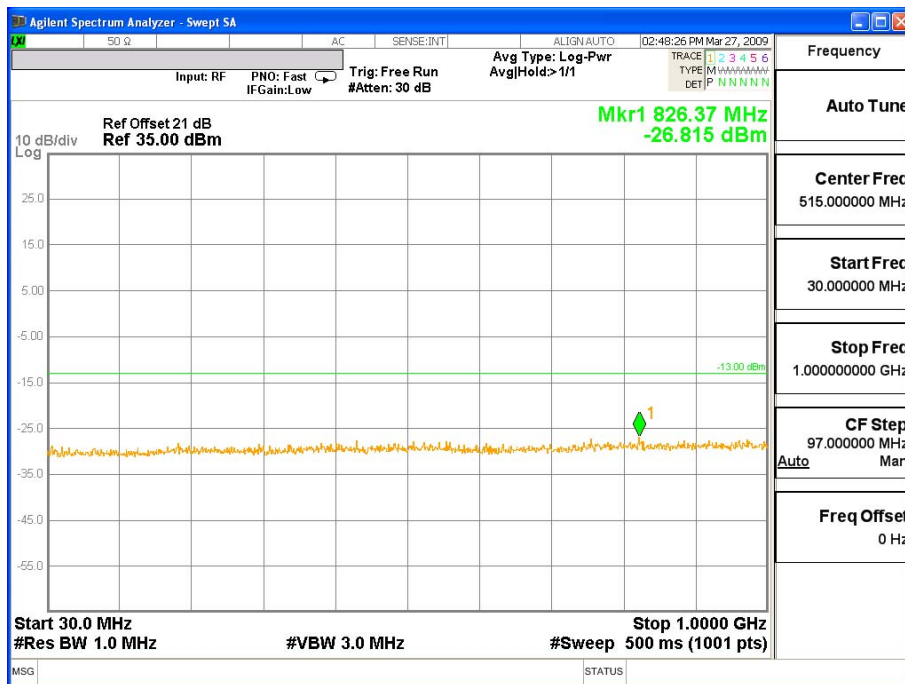


Product	Notebook		
Test Mode	Spurious Emission (Conducted)		
Date of Test	2009/03/28	Test Site	CTR
Test Condition	PCS 1900 GPRS	Test Range	30MHz~20GHz

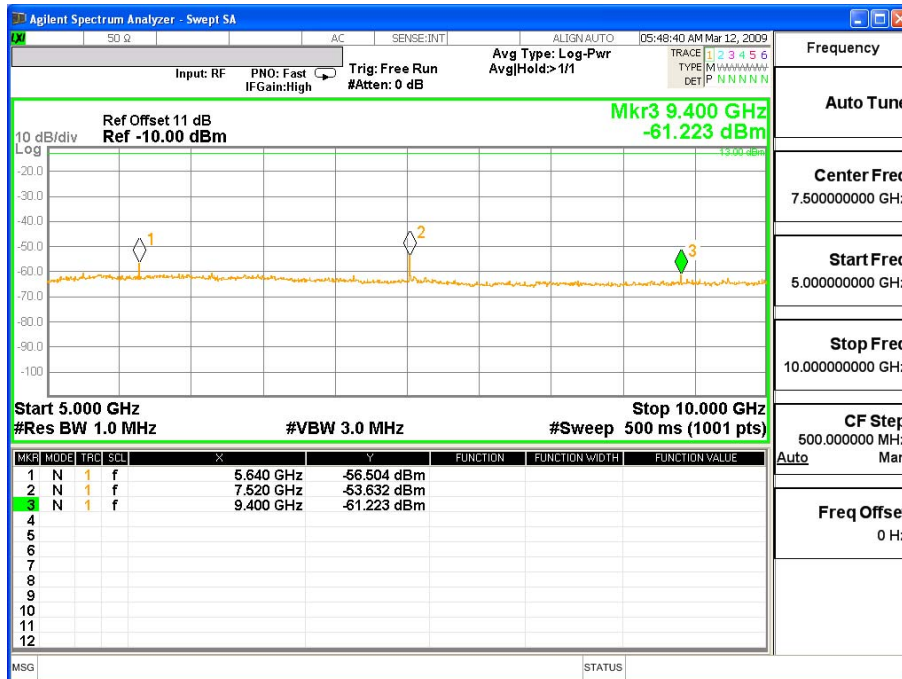
PCS 1900 GPRS Mid-Channel 661

Frequency (MHz)	Reading Level (dBm)	Path Loss (dB)	Emission Level (dBm)	Limit (dBm)
3760	-63.883	1.1	-62.783	-13
5640	-56.504	1.23	-55.274	-13
7520	-53.632	1.59	-52.042	-13
9400	-61.223	1.89	-59.333	-13
11280	-62.920	2.07	-60.850	-13
13160	-59.359	2.26	-57.099	-13
15040	-60.149	2.64	-57.509	-13
16920	-57.636	3.5	-54.136	-13
18800	-59.044	3.7	-55.344	-13

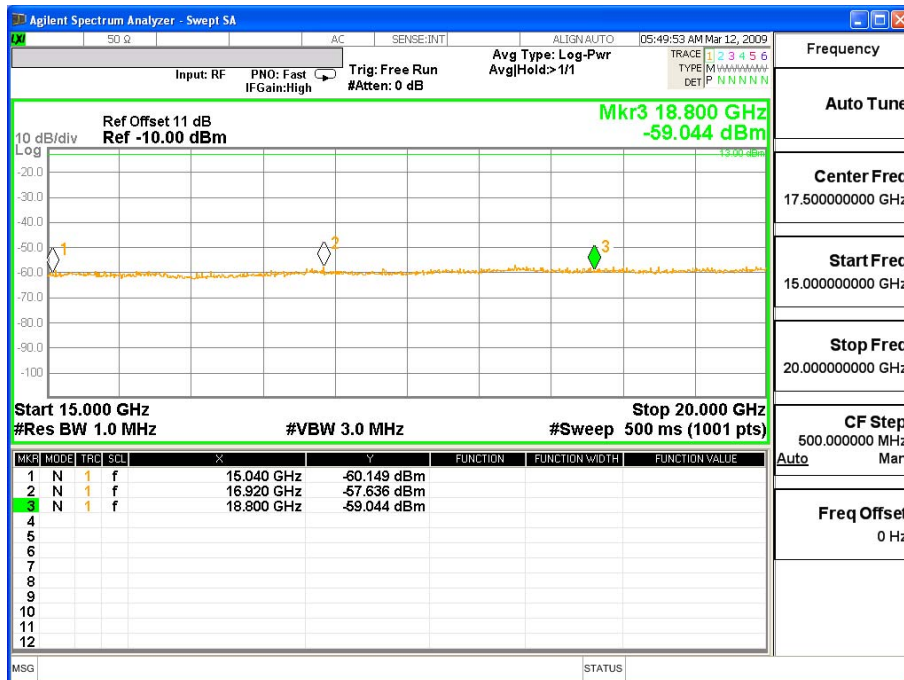
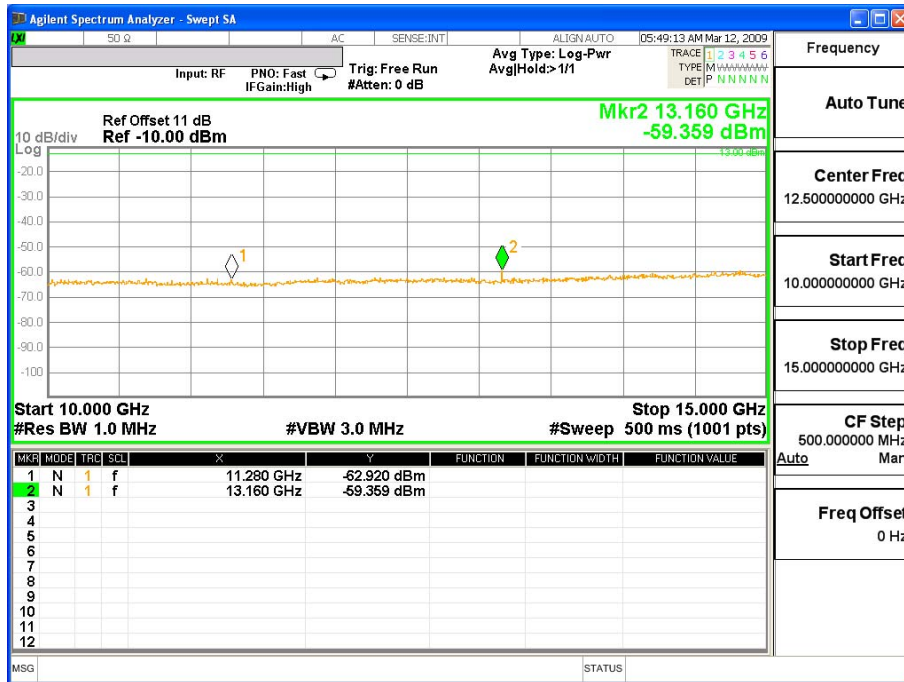




Frequency
Auto Tune
Center Freq 3.000000000 GHz
Start Freq 1.000000000 GHz
Stop Freq 5.000000000 GHz
CF Step 400.0000000 MHz
Auto Man
Freq Offset 0 Hz



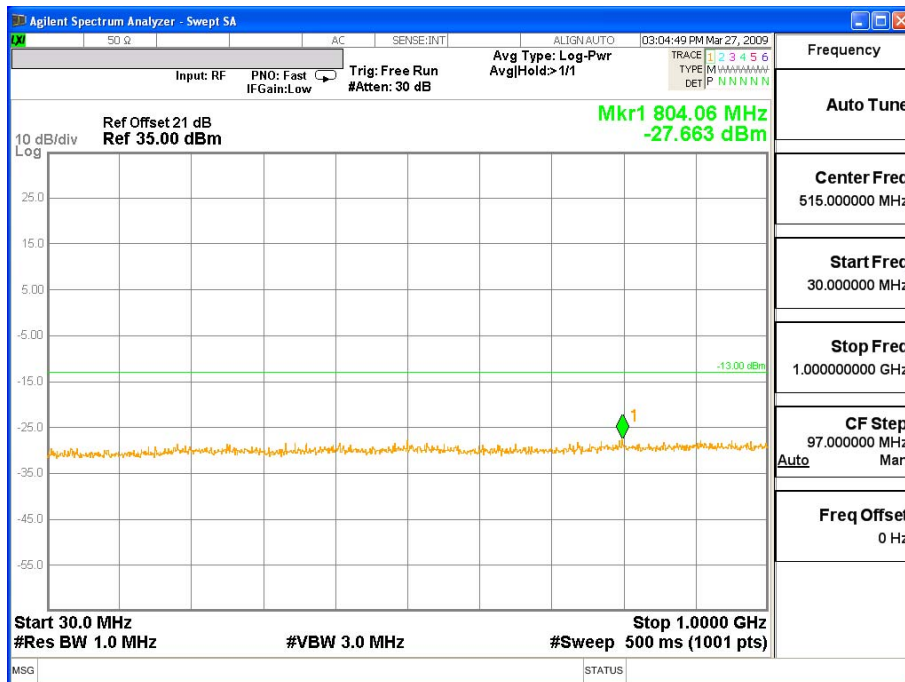
Frequency
Auto Tune
Center Freq 7.500000000 GHz
Start Freq 5.000000000 GHz
Stop Freq 10.000000000 GHz
CF Step 500.0000000 MHz
Auto Man
Freq Offset 0 Hz

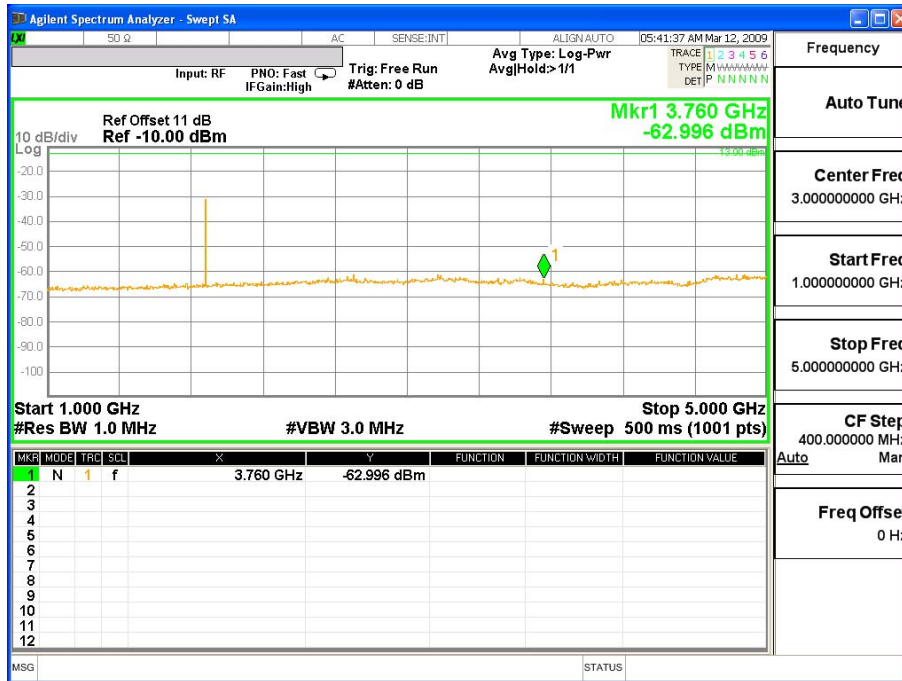


Product	Notebook		
Test Mode	Spurious Emission (Conducted)		
Date of Test	2009/03/28	Test Site	CTR
Test Condition	PCS 1900 EGPRS	Test Range	30MHz~20GHz

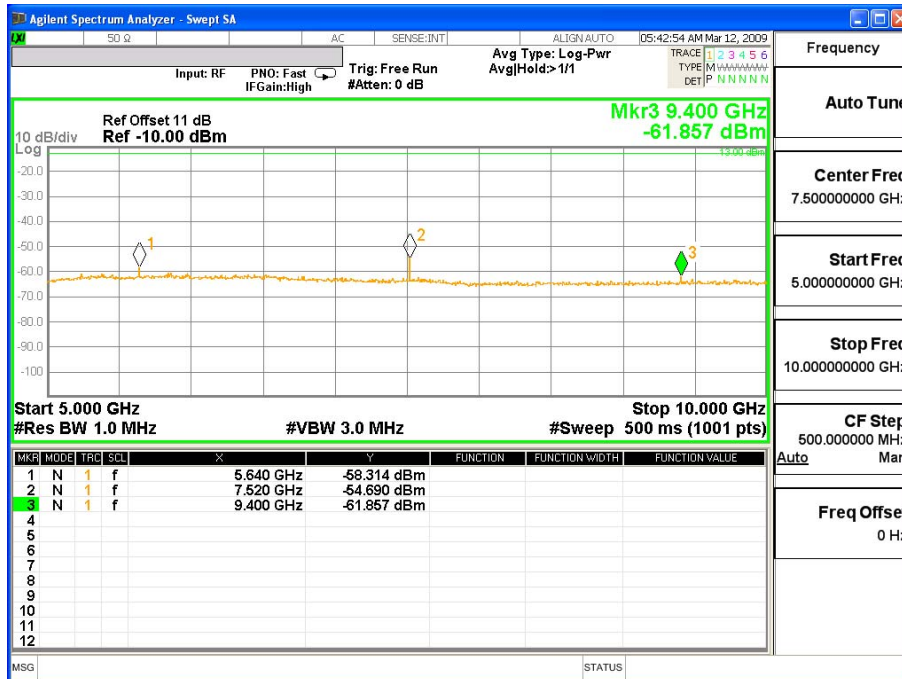
PCS 1900 EGPRS Mid-Channel 661

Frequency (MHz)	Reading Level (dBm)	Path Loss (dB)	Emission Level (dBm)	Limit (dBm)
3760	-62.996	1.1	-61.896	-13
5640	-58.314	1.23	-57.084	-13
7520	-54.690	1.59	-53.100	-13
9400	-61.857	1.89	-59.967	-13
11280	-62.814	2.07	-60.744	-13
13160	-61.269	2.26	-59.009	-13
15040	-61.156	2.64	-58.516	-13
16920	-59.159	3.5	-55.659	-13
18800	-59.185	3.7	-55.485	-13

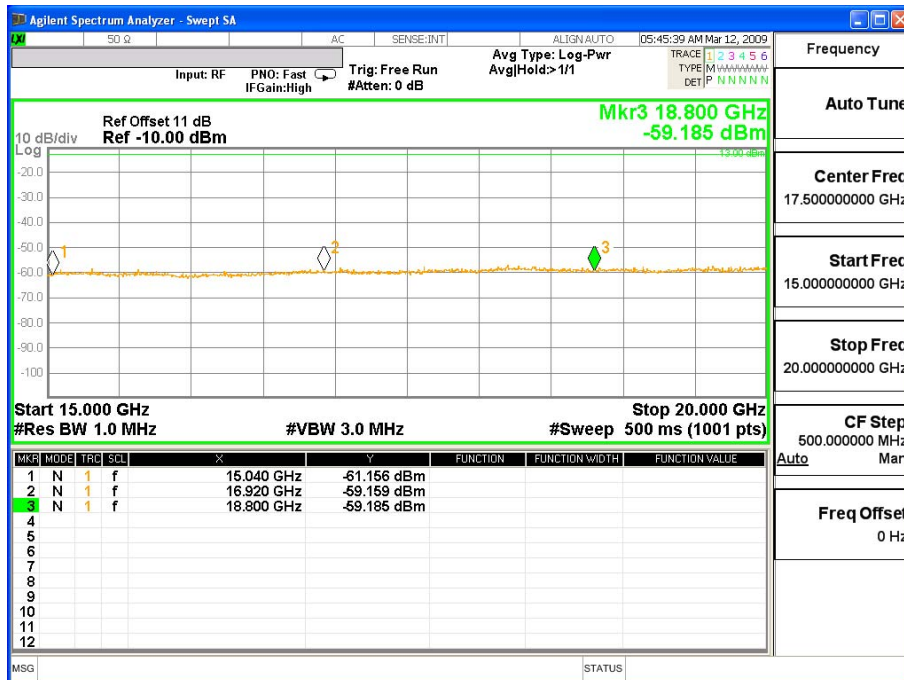
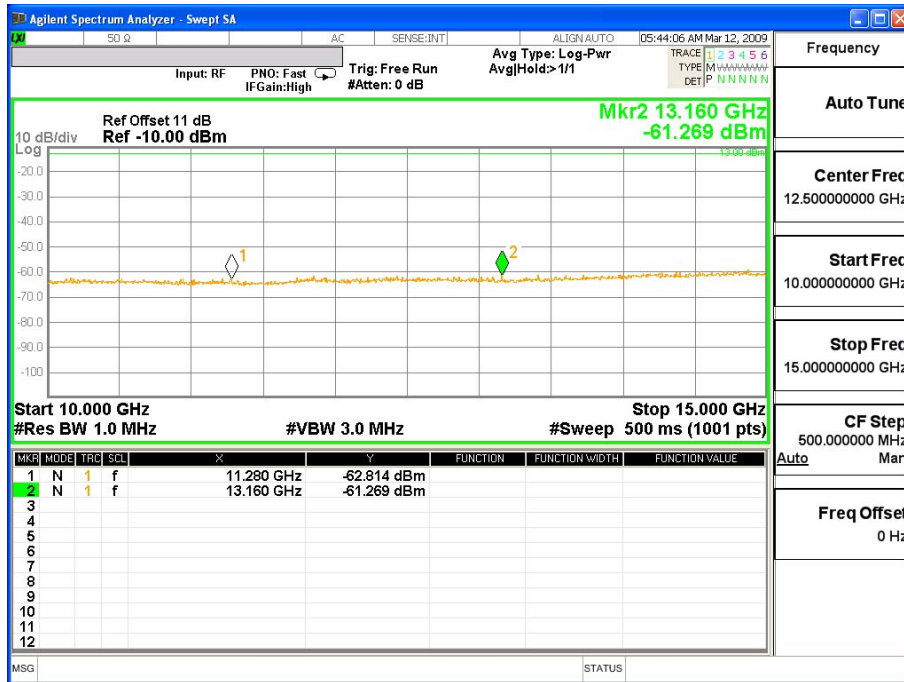




Frequency
Auto Tune
Center Freq 3.000000000 GHz
Start Freq 1.000000000 GHz
Stop Freq 5.000000000 GHz
CF Step 400.0000000 MHz
Auto Man
Freq Offset 0 Hz



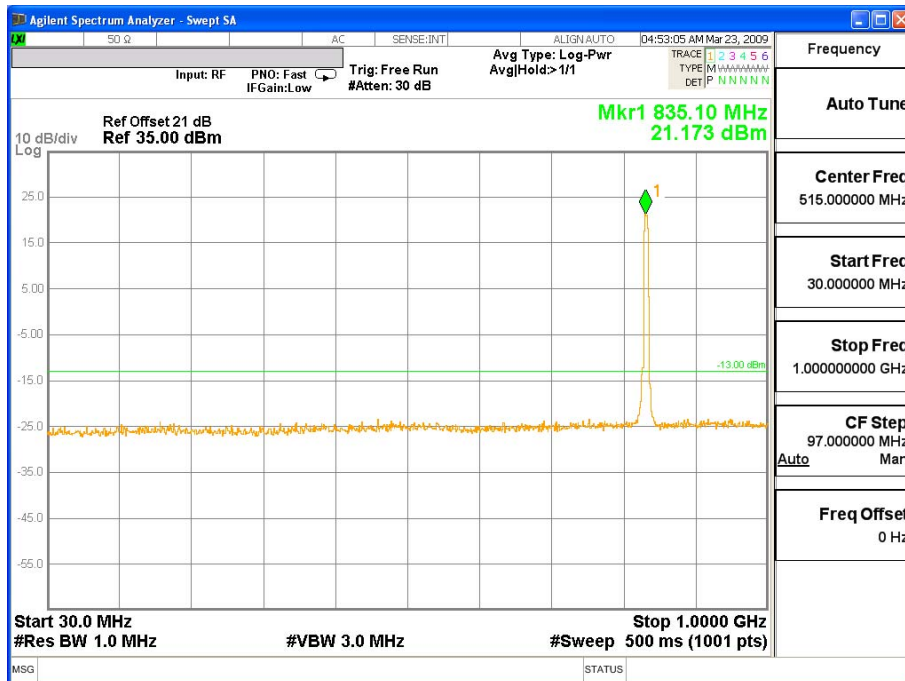
Frequency
Auto Tune
Center Freq 7.500000000 GHz
Start Freq 5.000000000 GHz
Stop Freq 10.000000000 GHz
CF Step 500.0000000 MHz
Auto Man
Freq Offset 0 Hz

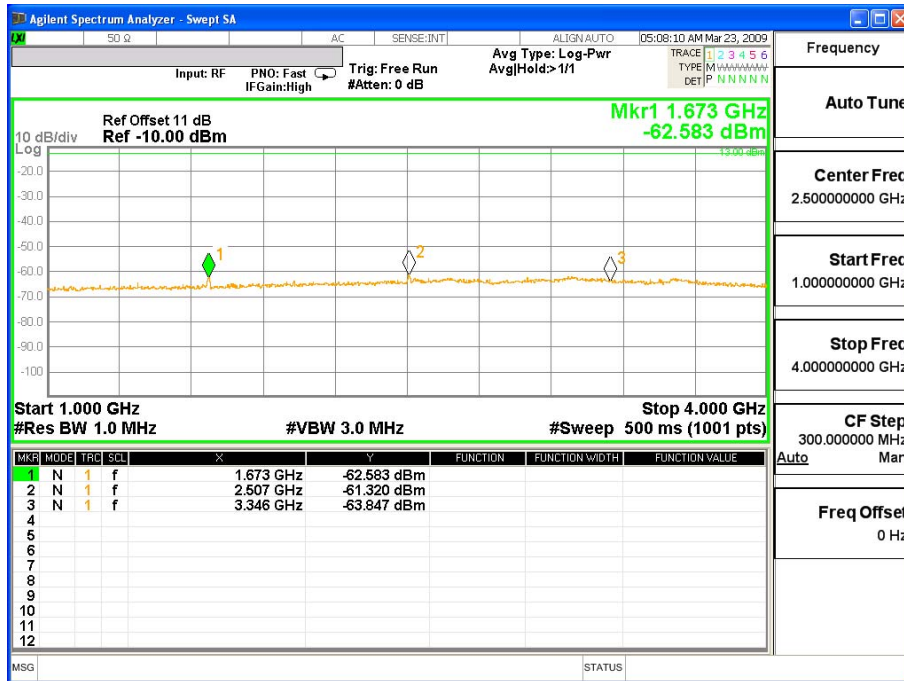


Product	Notebook		
Test Mode	Spurious Emission (Conducted)		
Date of Test	2009/03/28	Test Site	CTR
Test Condition	WCDMA BAND V	Test Range	30MHz~10GHz

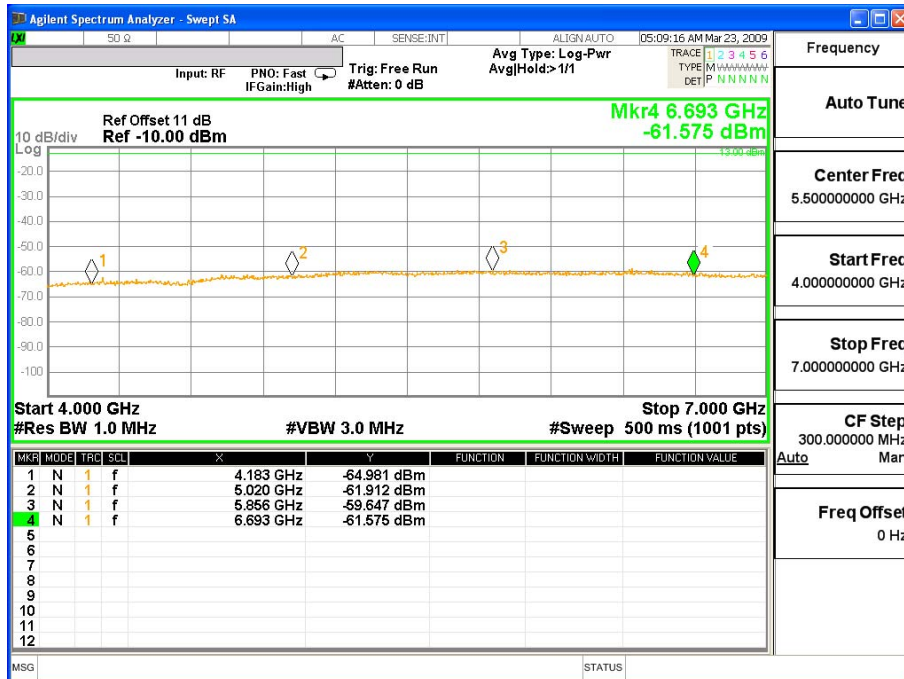
WCDMA BAND V Mid-Channel 4183

Frequency (MHz)	Reading Level (dBm)	Path Loss (dB)	Emission Level (dBm)	Limit (dBm)
1673.2	-62.583	0.58	-62.003	-13
2509.8	-61.320	0.7	-60.620	-13
3352.4	-63.847	1.01	-62.837	-13
4183	-64.981	1.18	-63.801	-13
5019.6	-61.912	1.23	-60.682	-13
5856.2	-59.647	1.45	-58.197	-13
6692.8	-61.575	1.56	-60.015	-13
7529.4	-64.264	1.59	-62.674	-13
8366	-65.495	1.82	-63.675	-13





Frequency
Auto Tune
Center Freq 2.500000000 GHz
Start Freq 1.000000000 GHz
Stop Freq 4.000000000 GHz
CF Step 300.0000000 MHz
Auto Man
Freq Offset 0 Hz

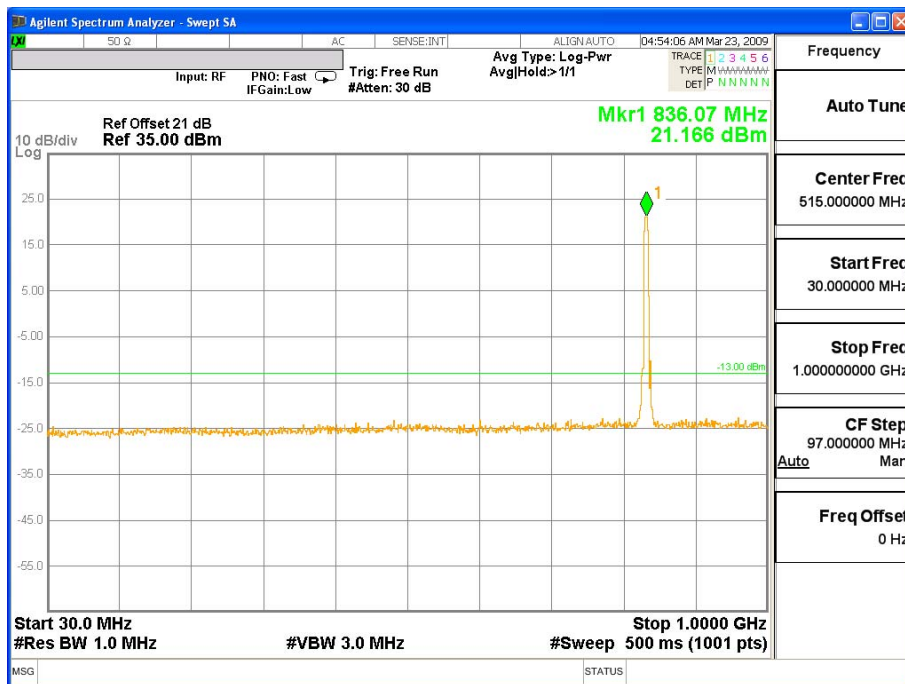


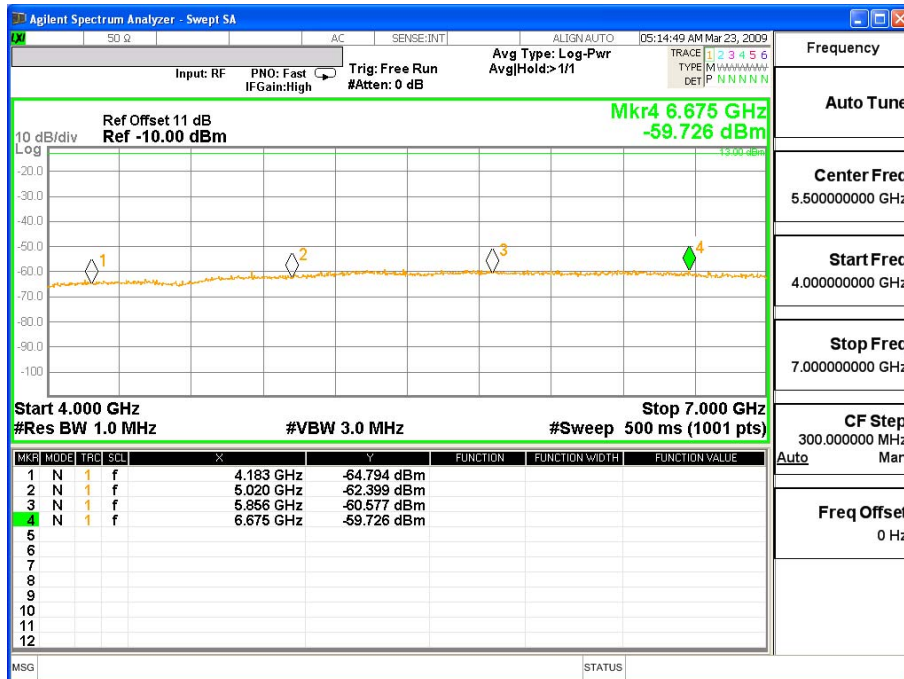
Frequency
Auto Tune
Center Freq 5.500000000 GHz
Start Freq 4.000000000 GHz
Stop Freq 7.000000000 GHz
CF Step 300.0000000 MHz
Auto Man
Freq Offset 0 Hz

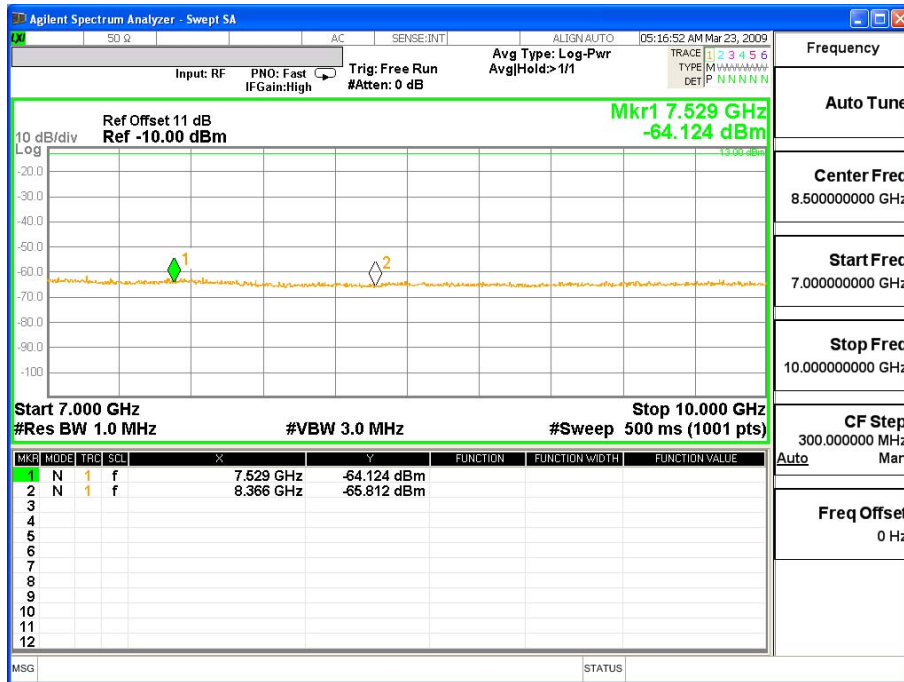
Product	Notebook		
Test Mode	Spurious Emission (Conducted)		
Date of Test	2009/03/28	Test Site	CTR
Test Condition	WCDMA BAND V HSDPA	Test Range	30MHz~10GHz

WCDMA BAND V HSDPA Mid-Channel 4183

Frequency (MHz)	Reading Level (dBm)	Path Loss (dB)	Emission Level (dBm)	Limit (dBm)
1673.2	-63.071	0.58	-62.491	-13
2509.8	-61.824	0.7	-61.124	-13
3352	-61.623	1.01	-60.613	-13
4183	-64.794	1.18	-63.614	-13
5019.6	-62.399	1.23	-61.169	-13
5856.2	-60.577	1.45	-59.127	-13
6692.8	-59.726	1.56	-58.166	-13
7529.4	-64.124	1.59	-62.534	-13
8366	-65.812	1.82	-63.992	-13



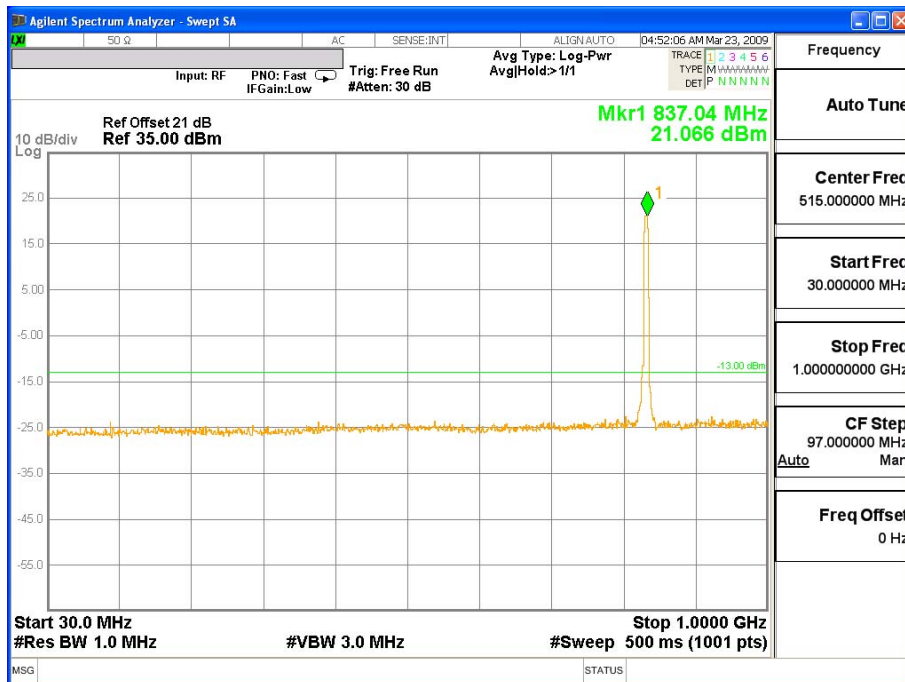


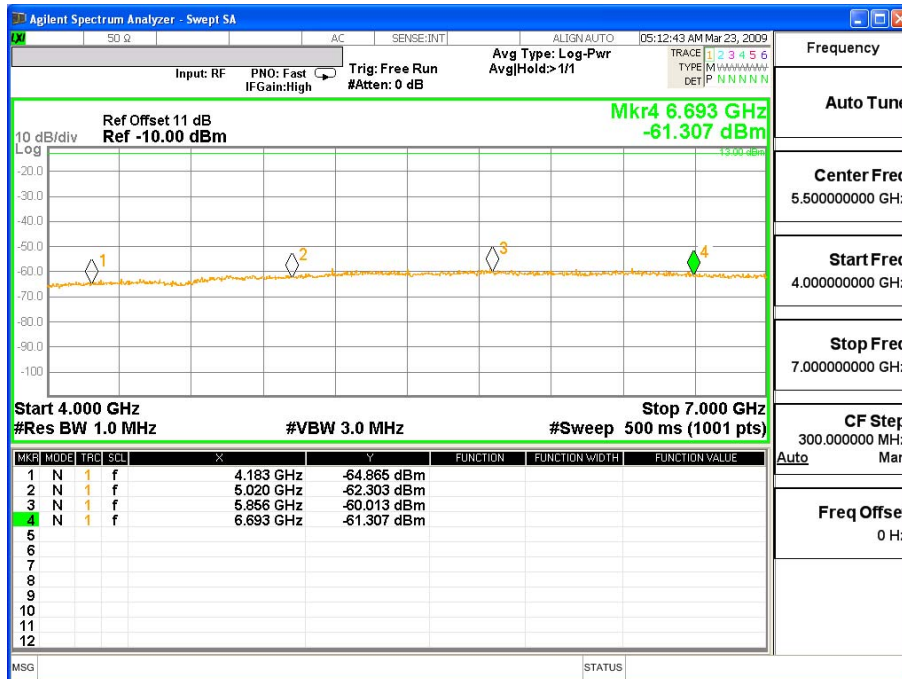
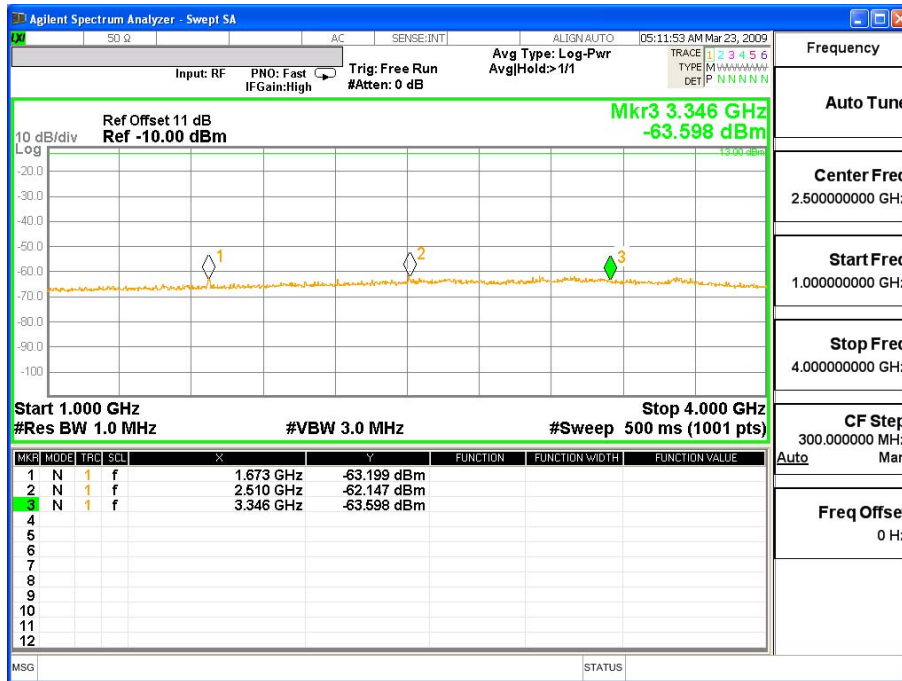


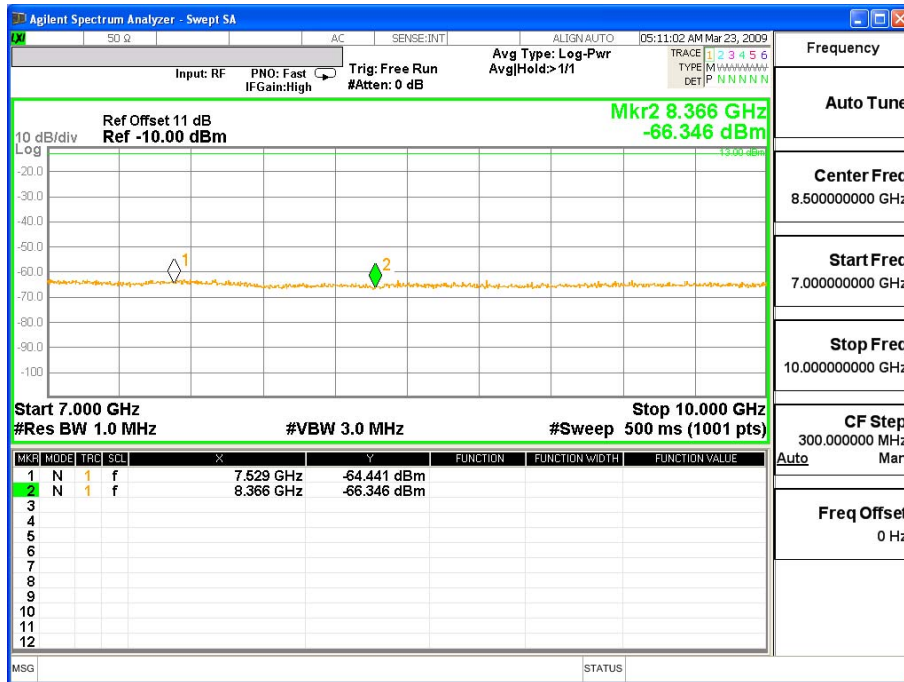
Product	Notebook		
Test Mode	Spurious Emission (Conducted)		
Date of Test	2009/03/28	Test Site	CTR
Test Condition	WCDMA BAND V HSUPA	Test Range	30MHz~10GHz

WCDMA BAND V HSUPA Mid-Channel 4183

Frequency (MHz)	Reading Level (dBm)	Path Loss (dB)	Emission Level (dBm)	Limit (dBm)
1673.2	-63.199	0.58	-62.619	-13
2509.8	-62.147	0.7	-61.447	-13
3352	-63.598	1.01	-62.588	-13
4183	-64.865	1.18	-63.685	-13
5019.6	-62.303	1.23	-61.073	-13
5856.2	-60.013	1.45	-58.563	-13
6692.8	-61.307	1.56	-59.747	-13
7529.4	-64.441	1.59	-62.851	-13
8366	-66.346	1.82	-64.526	-13



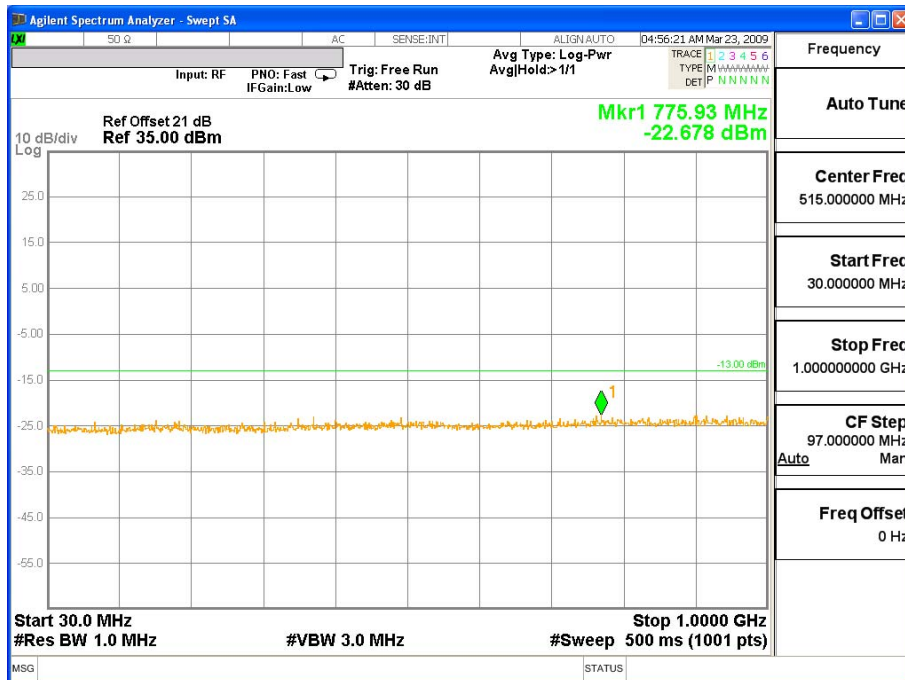




Product	Notebook		
Test Mode	Spurious Emission (Conducted)		
Date of Test	2009/03/28	Test Site	CTR
Test Condition	WCDMA BAND II	Test Range	30MHz~20GHz

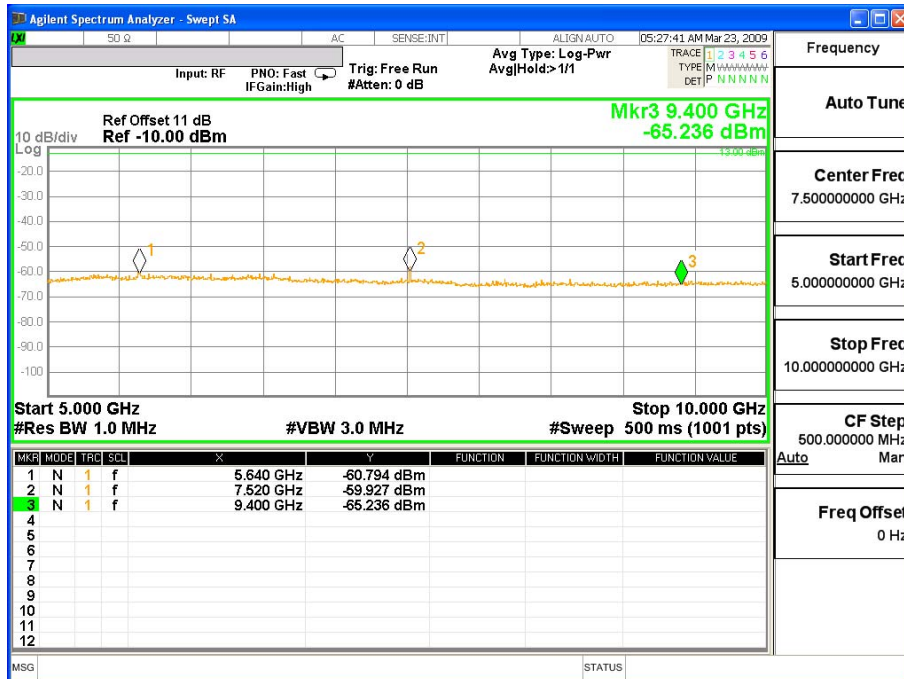
WCDMA BAND II Mid-Channel 9400

Frequency (MHz)	Reading Level (dBm)	Path Loss (dB)	Emission Level (dBm)	Limit (dBm)
3760	-40.782	1.1	-39.682	-13
5640	-60.794	1.23	-59.564	-13
7520	-59.927	1.59	-58.337	-13
9400	-65.236	1.89	-63.346	-13
11280	-64.536	2.07	-62.466	-13
13160	-63.739	2.26	-61.479	-13
15040	-59.605	2.64	-56.965	-13
16920	-59.630	3.5	-56.130	-13
18800	-58.921	3.7	-55.221	-13





Frequency
Auto Tune
Center Freq 3.000000000 GHz
Start Freq 1.000000000 GHz
Stop Freq 5.000000000 GHz
CF Step 400.0000000 MHz
Auto Man
Freq Offset 0 Hz



Frequency
Auto Tune
Center Freq 7.500000000 GHz
Start Freq 5.000000000 GHz
Stop Freq 10.000000000 GHz
CF Step 500.0000000 MHz
Auto Man
Freq Offset 0 Hz

