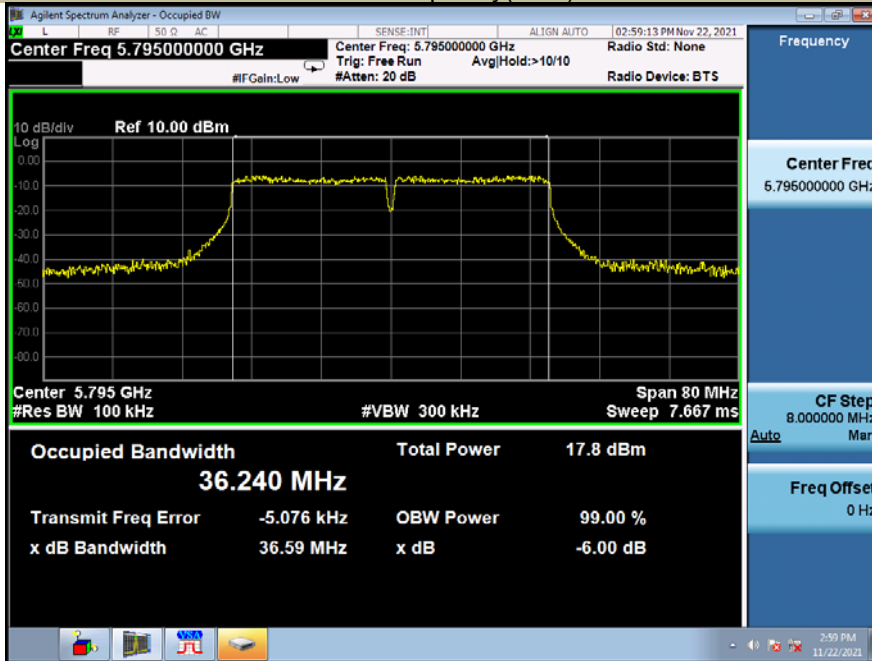
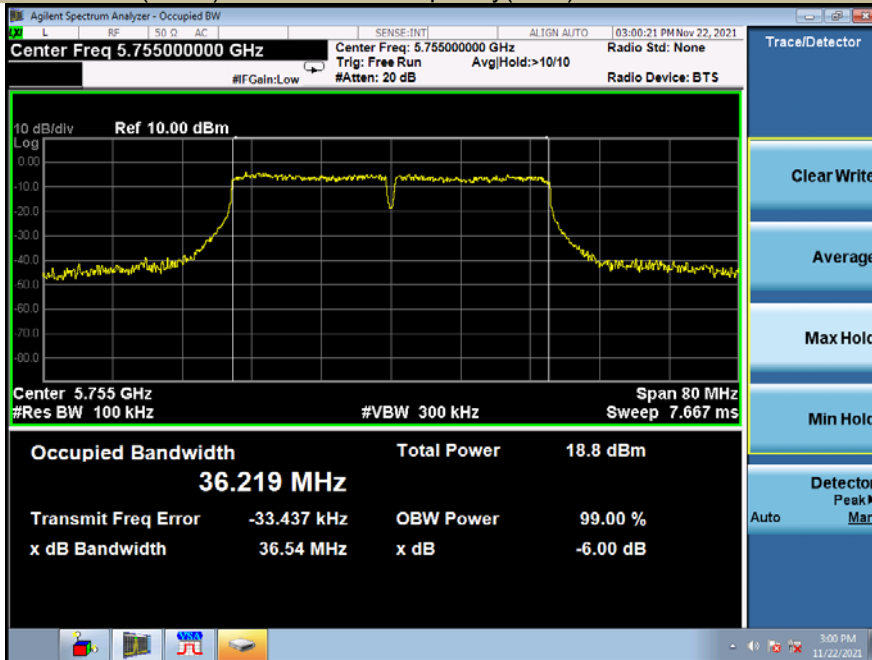


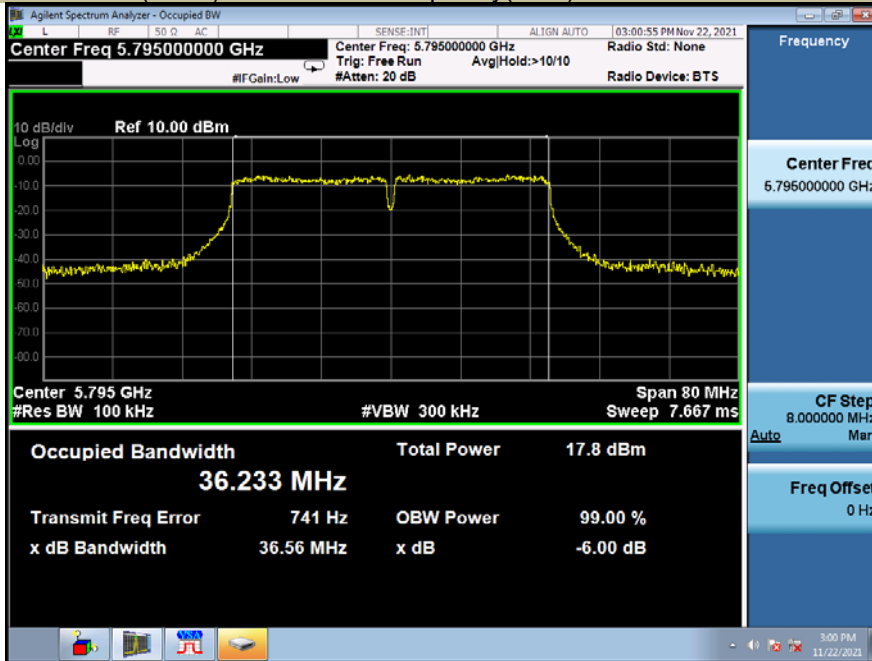
6db Emission Bandwidth U-NII - 3
Test Model 802.11n-HT40 Frequency(MHz) 5795



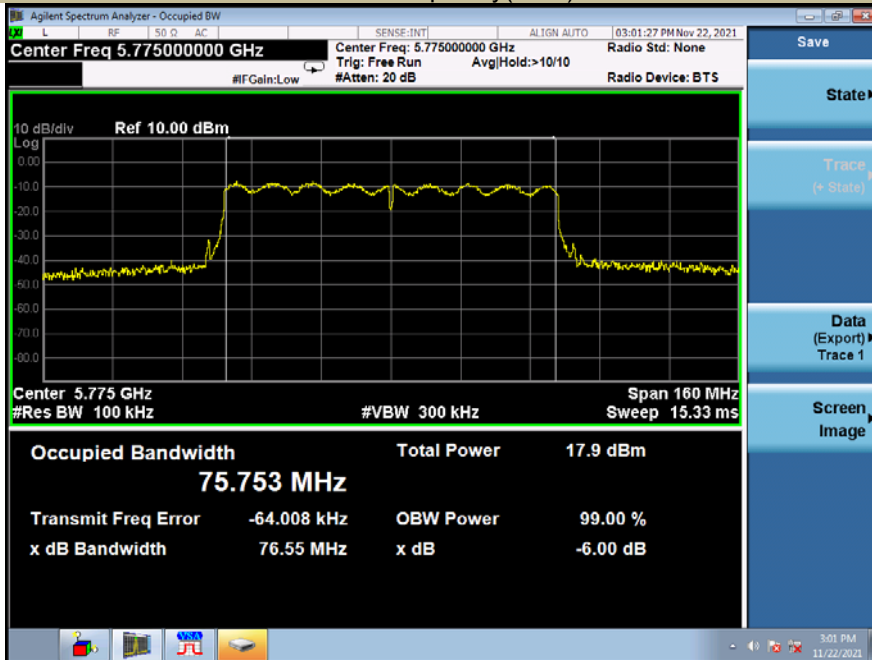
6db Emission Bandwidth U-NII - 3
Test Model 802.11ac(HT40) Frequency(MHz) 5755



6db Emission Bandwidth U-NII - 3
 Test Model 802.11ac(HT40) Frequency(MHz) 5795



6db Emission Bandwidth U-NII - 3
 Test Model 802.11ac 80 Frequency(MHz) 5775



B. 5725-5850MHz Antenna 1

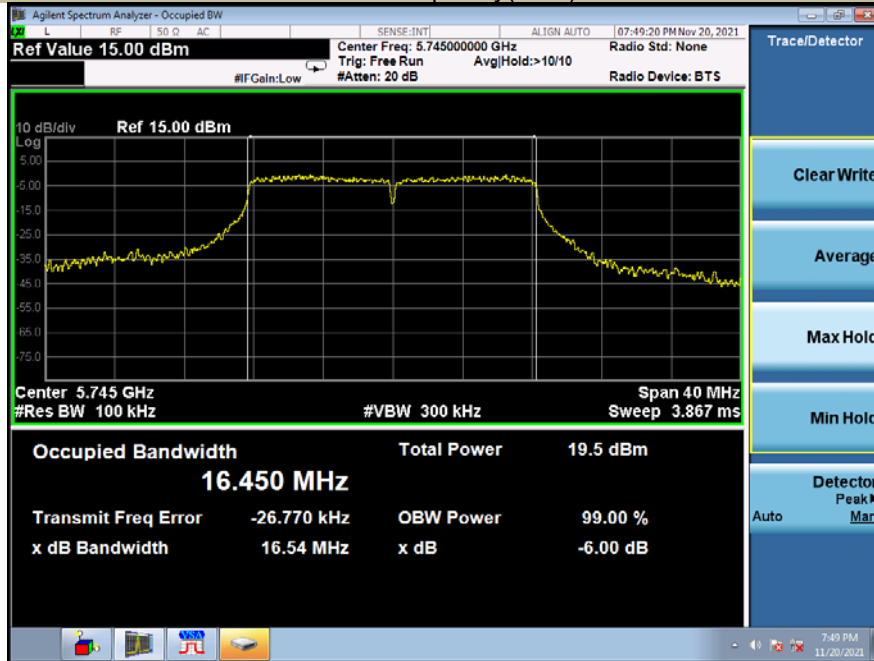
6db Emission Bandwidth

U-NII - 3

Test Model 802.11a

Frequency(MHz)

5745



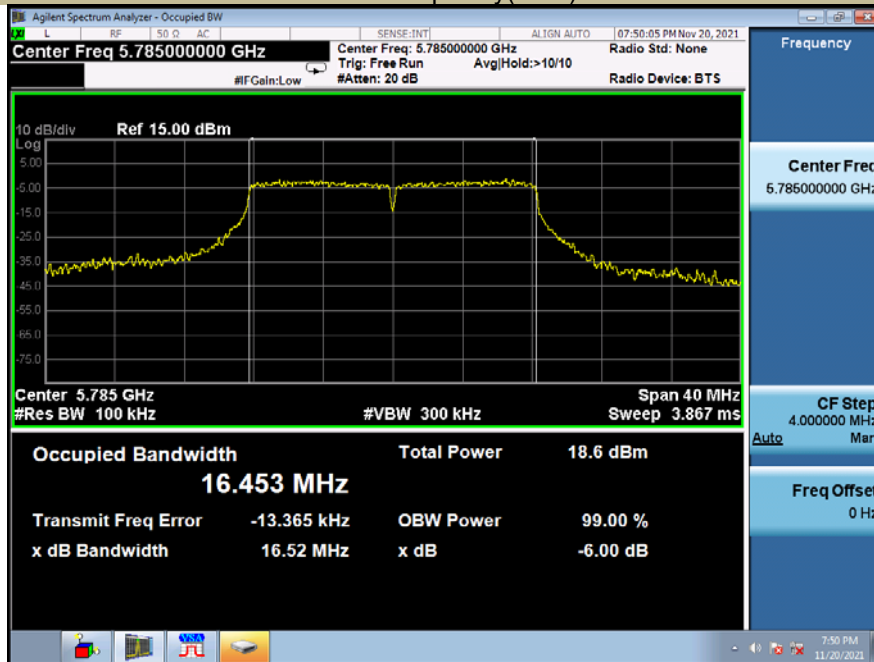
6db Emission Bandwidth

U-NII - 3

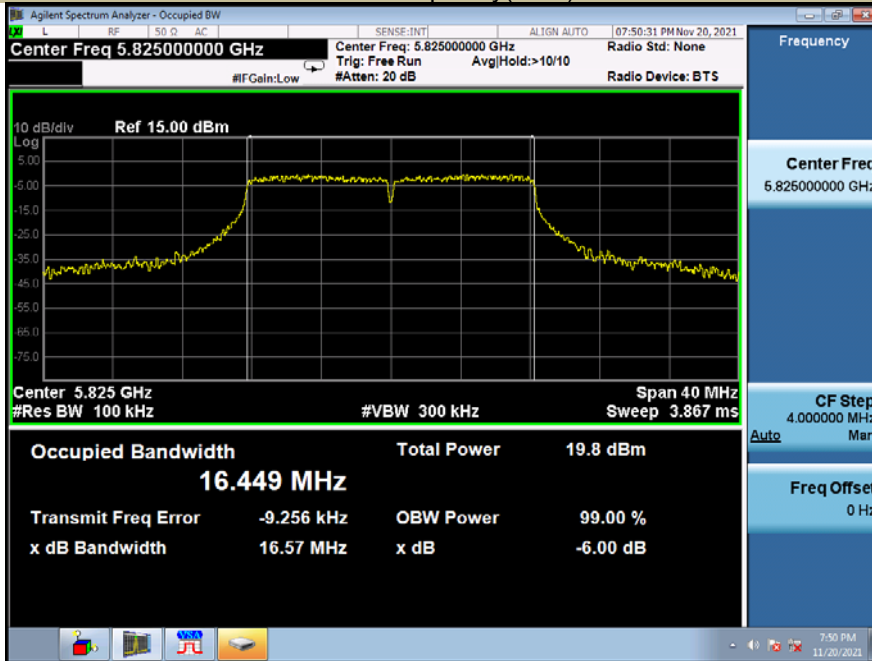
Test Model 802.11a

Frequency(MHz)

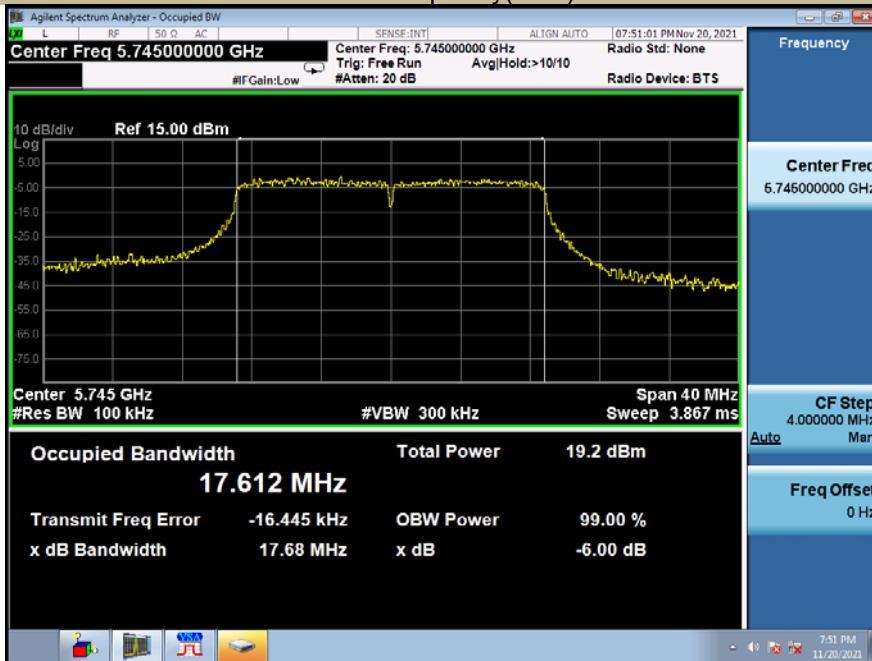
5785



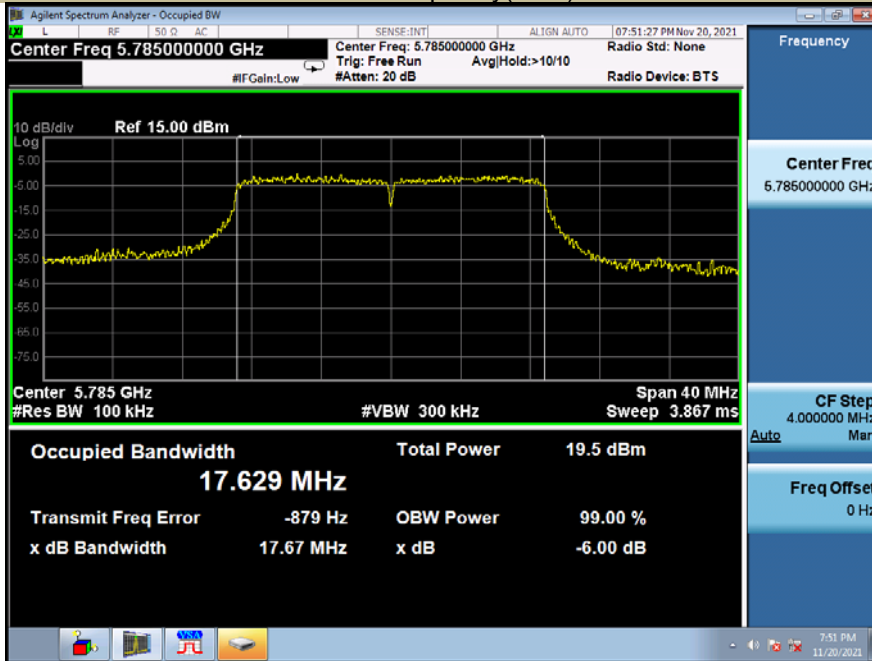
6db Emission Bandwidth U-NII - 3
Test Model 802.11a Frequency(MHz) 5825



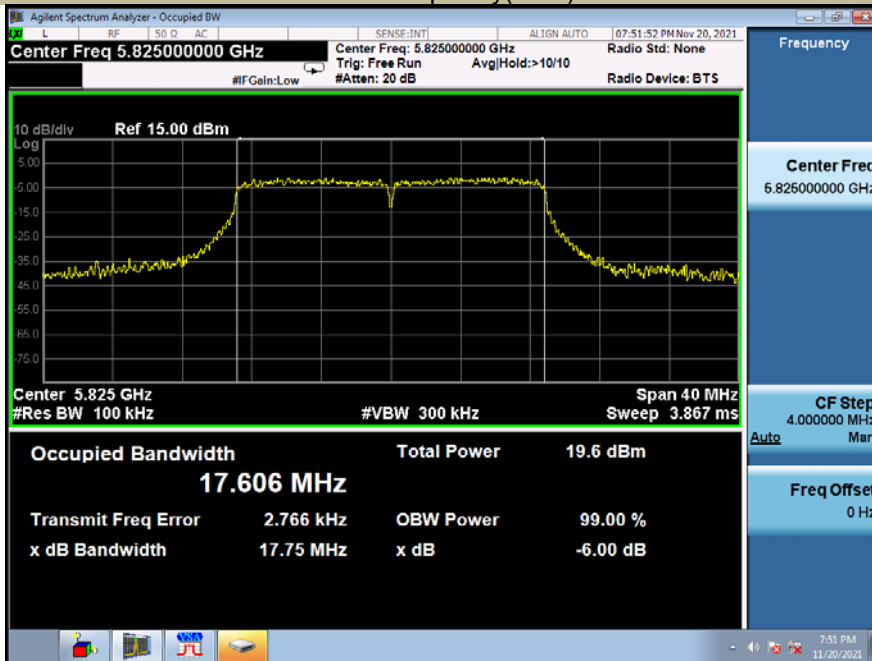
6db Emission Bandwidth U-NII - 3
Test Model 802.11n-HT20 Frequency(MHz) 5745



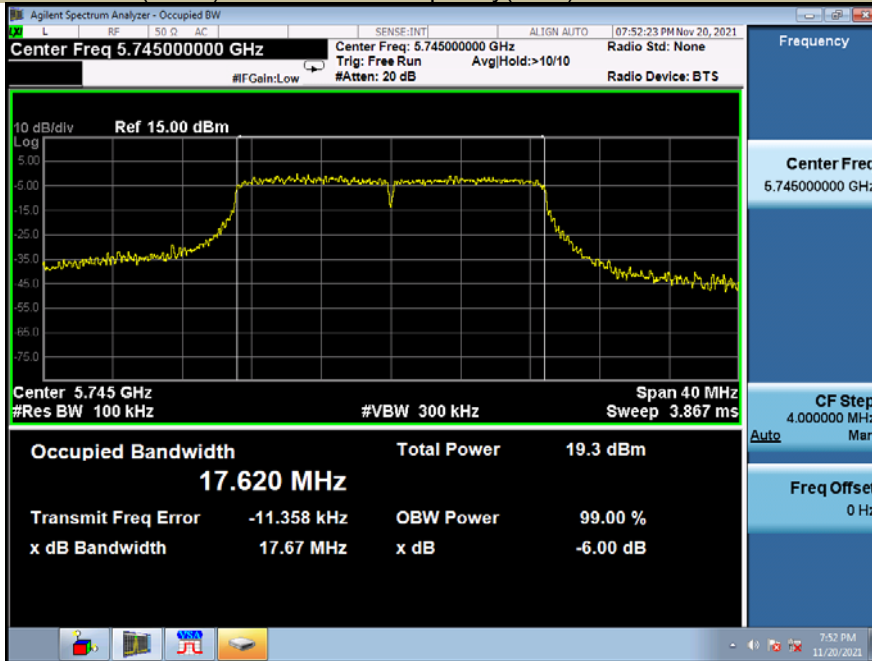
6db Emission Bandwidth U-NII - 3
Test Model 802.11n-HT20 Frequency(MHz) 5785



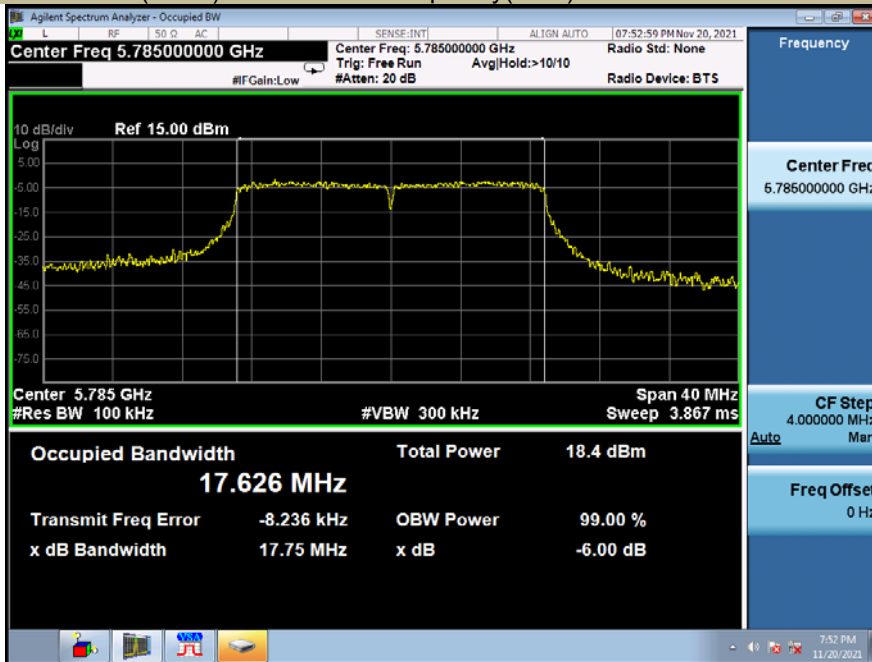
6db Emission Bandwidth U-NII - 3
Test Model 802.11n-HT20 Frequency(MHz) 5825



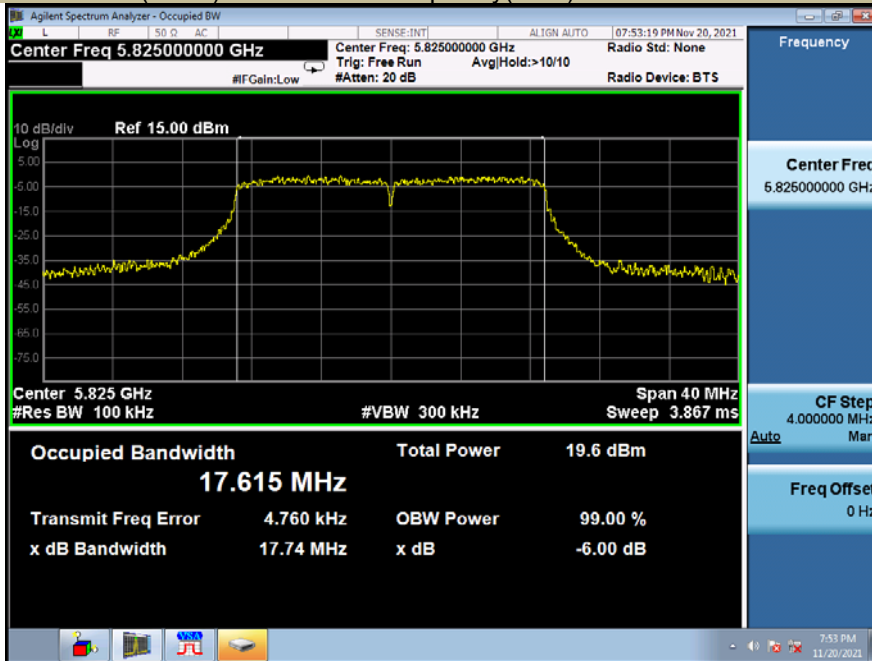
6db Emission Bandwidth U-NII - 3
Test Model 802.11ac(HT20) Frequency(MHz) 5745



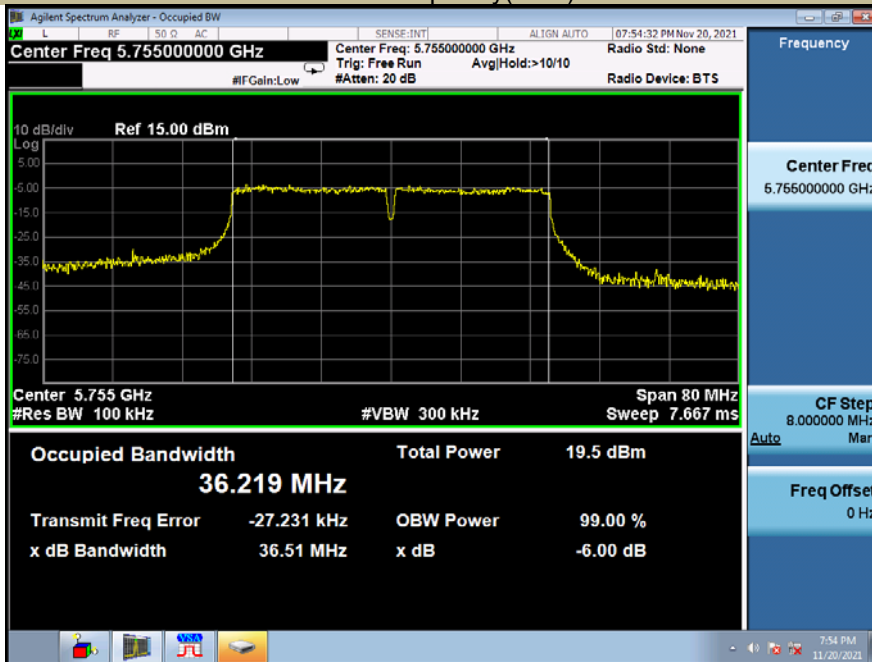
6db Emission Bandwidth U-NII - 3
Test Model 802.11ac(HT20) Frequency(MHz) 5785



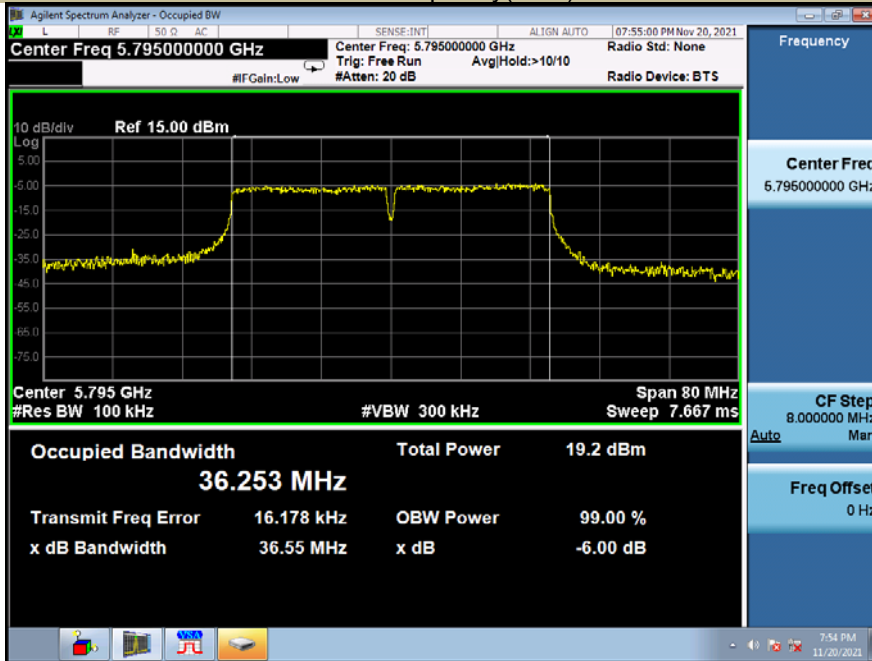
6db Emission Bandwidth U-NII - 3
 Test Model 802.11ac(HT20) Frequency(MHz) 5825



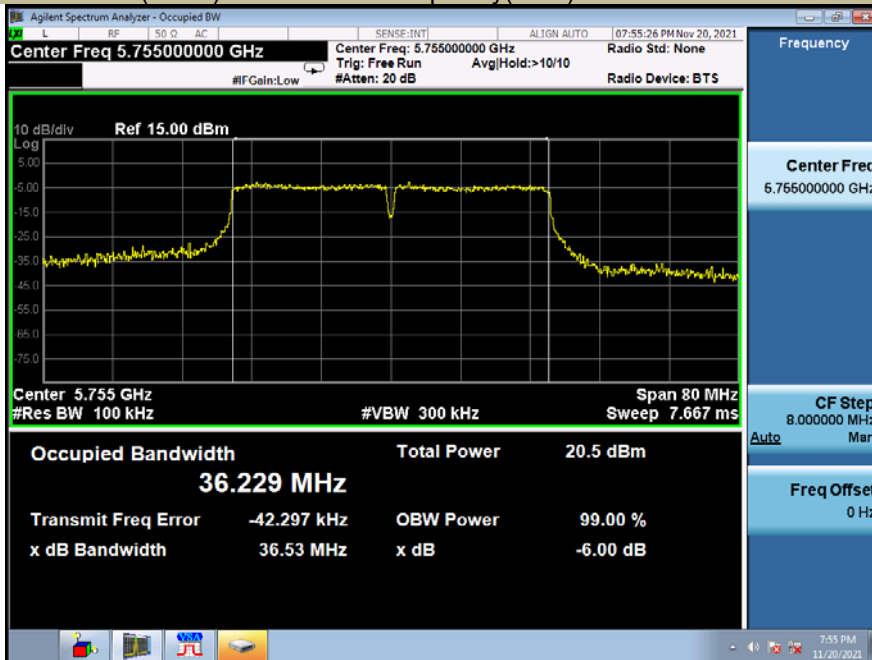
6db Emission Bandwidth U-NII - 3
 Test Model 802.11n-HT40 Frequency(MHz) 5755



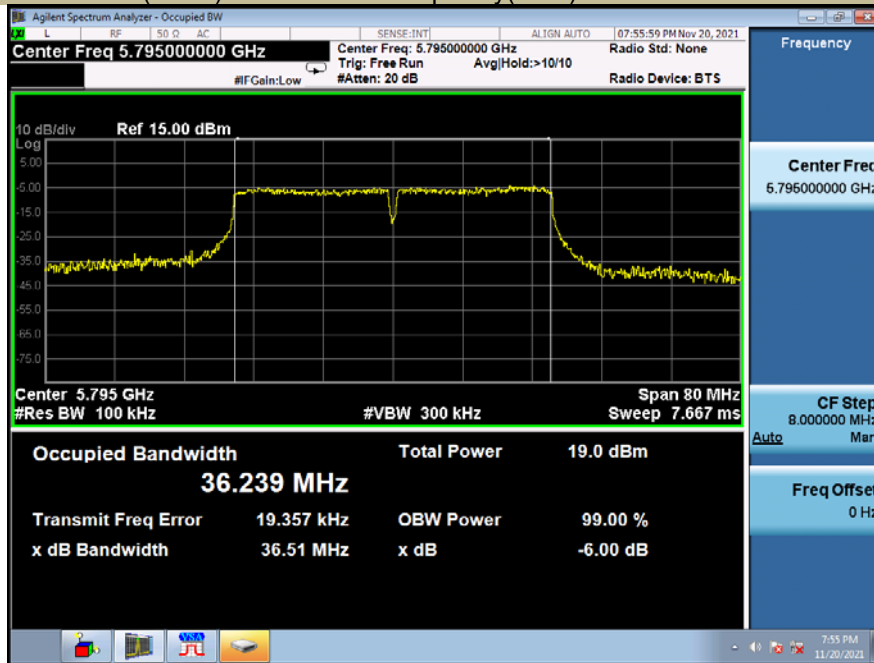
6db Emission Bandwidth U-NII - 3
 Test Model 802.11n-HT40 Frequency(MHz) 5795



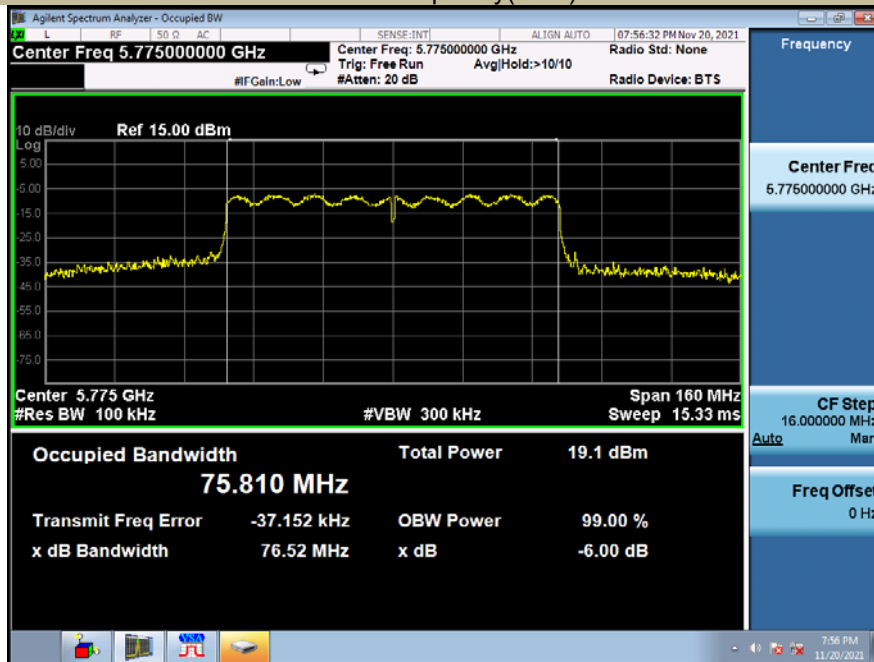
6db Emission Bandwidth U-NII - 3
 Test Model 802.11ac(HT40) Frequency(MHz) 5755



6db Emission Bandwidth U-NII - 3
Test Model 802.11ac(HT40) Frequency(MHz) 5795



6db Emission Bandwidth U-NII - 3
Test Model 802.11ac 80 Frequency(MHz) 5775



8.2 MAXIMUM CONDUCTED OUTPUT POWER

8.2.1 Applicable Standard

According to FCC Part 15.407(a)(1) for UNII Band I

According to FCC Part 15.407(a)(2) for UNII Band II-A and UNII Band II-C

According to FCC Part 15.407(a)(3) for UNII Band III

According to 789033 D02 Section II(E)

8.2.2 Conformance Limit

■ For the band 5.15-5.25 GHz,

(a) (1) (i) For an outdoor access point operating in the band 5.15-5.25 GHz, the maximum conducted output power over the frequency band of operation shall not exceed 1 W provided the maximum antenna gain does not exceed 6 dBi. If transmitting antennas of directional gain greater than 6 dBi are used, both the maximum conducted output power and the maximum power spectral density shall be reduced by the amount in dB that the directional gain of the antenna exceeds 6 dBi. The maximum e.i.r.p. at any elevation angle above 30 degrees as measured from the horizon must not exceed 125 mW (21 dBm).

(a) (1) (ii) For an indoor access point operating in the band 5.15-5.25 GHz, the maximum conducted output power over the frequency band of operation shall not exceed 1 W provided the maximum antenna gain does not exceed 6 dBi. If transmitting antennas of directional gain greater than 6 dBi are used, both the maximum conducted output power and the maximum power spectral density shall be reduced by the amount in dB that the directional gain of the antenna exceeds 6 dBi.

(a) (1) (iii) For fixed point-to-point access points operating in the band 5.15-5.25 GHz, the maximum conducted output power over the frequency band of operation shall not exceed 1 W. Fixed point-to-point U-NII devices may employ antennas with directional gain up to 23 dBi without any corresponding reduction in the maximum conducted output power or maximum power spectral density. For fixed point-to-point transmitters that employ a directional antenna gain greater than 23 dBi, a 1 dB reduction in maximum conducted output power and maximum power spectral density is required for each 1 dB of antenna gain in excess of 23 dBi. Fixed, point-to-point operations exclude the use of point-to-multipoint systems, omnidirectional applications, and multiple collocated transmitters transmitting the same information. The operator of the U-NII device, or if the equipment is professionally installed, the installer, is responsible for ensuring that systems employing high gain directional antennas are used exclusively for fixed, point-to-point operations.

(a) (1) (iv) For mobile and portable client devices in the 5.15-5.25 GHz band, the maximum conducted output power over the frequency band of operation shall not exceed 250 mW provided the maximum antenna gain does not exceed 6 dBi. If transmitting antennas of directional gain greater than 6 dBi are used, both the maximum conducted output power and the maximum power spectral density shall be reduced by the amount in dB that the directional gain of the antenna exceeds 6 dBi.

■ For the 5.25-5.35 GHz and 5.47-5.725 GHz bands

(a) (2) the maximum conducted output power over the frequency bands of operation shall not exceed the lesser of 250 mW or $11 \text{ dBm} + 10 \log B$, where B is the 26 dB emission bandwidth in megahertz. In addition, the maximum power spectral density shall not exceed 11 dBm in any 1 megahertz band. If transmitting antennas of directional gain greater than 6 dBi are used, both the maximum conducted output power and the maximum power spectral density shall be reduced by the amount in dB that the directional gain of the antenna exceeds 6 dBi.

■ For the band 5.725-5.85 GHz

(a) (3) For the band 5.725-5.85 GHz, the maximum conducted output power over the frequency band of operation shall not exceed 1 W. In addition, the maximum power spectral density shall not exceed 30 dBm in any 500-kHz band. If transmitting antennas of directional gain greater than 6 dBi are used, both the maximum conducted output power and the maximum power spectral density shall be reduced by the amount in dB that the directional gain of the antenna exceeds 6 dBi.

8.2.3 Test Configuration

Test according to clause 6.1 radio frequency test setup

8.2.4 Test Procedure

Method 1 For Normal Bandwidth 20MHz, 40MHz

The maximum average conducted output power can be measured using Method PM-G (Measurement using an RF average power meter):

- a. The Transmitter output (antenna port) was connected to the power meter.
- b. Turn on the EUT and power meter and then record the power value.
- c. Repeat above procedures on all channels needed to be tested.

Method 2 For Normal Bandwidth 80MHz

Measurement of maximum conducted output power using a spectrum analyzer (Method SA-1 from KDB 789033)

- a. Set span to encompass the entire emission bandwidth (EBW) (or, alternatively, the entire 99% occupied bandwidth) of the signal.
- b. Set RBW = 1 MHz.
- c. Set VBW \geq 3 MHz.
- d. Number of points in sweep $\geq 2 \times$ span / RBW. (This ensures that bin-to-bin spacing is \leq RBW/2, so that narrowband signals are not lost between frequency bins.)
- e. Sweep time = auto.
- f. Detector = power averaging (rms)
- g. Trace average at least 100 traces in power averaging (rms) mode.
- h. Compute power by integrating the spectrum across the EBW (or, alternatively, the entire 99% occupied bandwidth) of the signal using the instrument's band power measurement function with band limits set equal to the EBW (or occupied bandwidth) band edges. If the instrument does not have a band power function, sum the spectrum levels (in power units) at 1 MHz intervals extending across the EBW (or, alternatively, the entire 99% occupied bandwidth) of the spectrum.

8.2.5 Test Results

UNII Band I
 Temperature : 28°C Test By: King Kong
 Humidity : 55 %
 Antenna 0

Band	Channel Number	Channel Freq. (MHz)	Conducted Power dBm	Limit (dBm)	Verdict
802.11a	CH36	5180	10.41	24	Pass
	CH40	5200	10.48	24	Pass
	CH48	5240	10.46	24	Pass
802.11n (HT20)	CH36	5180	10.56	24	Pass
	CH40	5200	10.45	24	Pass
	CH48	5240	10.49	24	Pass
802.11n (HT40)	CH38	5190	10.62	24	Pass
	CH46	5230	10.65	24	Pass
802.11AC (VHT20)	CH36	5180	10.88	24	Pass
	CH40	5200	10.80	24	Pass
	CH48	5240	10.44	24	Pass
802.11AC (VHT40)	CH38	5190	11.54	24	Pass
	CH46	5230	11.31	24	Pass
802.11AC (VHT80)	CH42	5210	11.13	24	Pass

UNII Band I
 Temperature : 28°C Test By: King Kong
 Humidity : 55 %
 Antenna 1

Band	Channel Number	Channel Freq. (MHz)	Conducted Power dBm	Limit (dBm)	Verdict
802.11a	CH36	5180	12.19	24	Pass
	CH40	5200	12.25	24	Pass
	CH48	5240	12.42	24	Pass
802.11n (HT20)	CH36	5180	12.6	24	Pass
	CH40	5200	12.25	24	Pass
	CH48	5240	11.75	24	Pass
802.11n (HT40)	CH38	5190	11.5	24	Pass
	CH46	5230	11.02	24	Pass
802.11AC (VHT20)	CH36	5180	12.82	24	Pass
	CH40	5200	12.7	24	Pass
	CH48	5240	12.53	24	Pass
802.11AC (VHT40)	CH38	5190	12.1	24	Pass
	CH46	5230	12.25	24	Pass
802.11AC (VHT80)	CH42	5210	10.83	24	Pass

UNII Band I
 Temperature : 28°C Test By: King Kong
 Humidity : 55 %
 Antenna 0+1

Band	Channel Number	Channel Freq. (MHz)	Conducted Power dBm	Limit (dBm)	Verdict
802.11n (HT20)	CH36	5180	14.71	24	Pass
	CH40	5200	14.45	24	Pass
	CH48	5240	14.18	24	Pass
802.11n (HT40)	CH38	5190	14.09	24	Pass
	CH46	5230	13.85	24	Pass
802.11AC (VHT20)	CH36	5180	14.97	24	Pass
	CH40	5200	14.86	24	Pass
	CH48	5240	14.62	24	Pass
802.11AC (VHT40)	CH38	5190	14.84	24	Pass
	CH46	5230	14.82	24	Pass
802.11AC (VHT80)	CH42	5210	13.99	24	Pass

UNII Band II-A
 Temperature : 28°C Test By: King Kong
 Humidity : 55 %
 Antenna 0

Band	Channel Number	Channel Freq. (MHz)	Conducted Power dBm	Limit (dBm)	Verdict
802.11a	CH52	5260	10.52	24	Pass
	CH56	5280	10.51	24	Pass
	CH64	5320	10.42	24	Pass
802.11n (HT20)	CH52	5260	10.47	24	Pass
	CH56	5280	10.49	24	Pass
	CH64	5320	10.39	24	Pass
802.11n (HT40)	CH54	5270	10.50	24	Pass
	CH62	5310	12.67	24	Pass
802.11AC (VHT20)	CH52	5260	10.92	24	Pass
	CH56	5280	10.91	24	Pass
	CH64	5320	10.72	24	Pass
802.11AC (VHT40)	CH54	5270	11.33	24	Pass
	CH62	5310	11.36	24	Pass
802.11AC (VHT80)	CH42	5290	10.98	24	Pass

UNII Band II-A
 Temperature : 28°C Test By: King Kong
 Humidity : 55 %
 Antenna 1

Band	Channel Number	Channel Freq. (MHz)	Conducted Power dBm	Limit (dBm)	Verdict
802.11a	CH52	5260	12.81	24	Pass
	CH56	5280	12.48	24	Pass
	CH64	5320	12.33	24	Pass
802.11n (HT20)	CH52	5260	12.07	24	Pass
	CH56	5280	12.04	24	Pass
	CH64	5320	11.75	24	Pass
802.11n (HT40)	CH54	5270	10.38	24	Pass
	CH62	5310	10.99	24	Pass
802.11AC (VHT20)	CH52	5260	11.74	24	Pass
	CH56	5280	12.2	24	Pass
	CH64	5320	12.03	24	Pass
802.11AC (VHT40)	CH54	5270	10.92	24	Pass
	CH62	5310	10.72	24	Pass
802.11AC (VHT80)	CH42	5290	9.23	24	Pass

Temperature : 28°C
 Humidity : 55 %
 Antenna 0+1

UNII Band II-A
 Test By: King Kong

Band	Channel Number	Channel Freq. (MHz)	Conducted Power dBm	Limit (dBm)	Verdict
802.11n (HT20)	CH52	5260	14.35	24	Pass
	CH56	5280	14.34	24	Pass
	CH64	5320	14.13	24	Pass
802.11n (HT40)	CH54	5270	13.45	24	Pass
	CH62	5310	14.92	24	Pass
802.11AC (VHT20)	CH52	5260	14.36	24	Pass
	CH56	5280	14.61	24	Pass
	CH64	5320	14.43	24	Pass
802.11AC (VHT40)	CH54	5270	14.14	24	Pass
	CH62	5310	14.06	24	Pass
802.11AC (VHT80)	CH42	5290	13.20	24	Pass

UNII Band II-C
 Temperature : 28°C Test By: King Kong
 Humidity : 55 %
 Antenna 0

Band	Channel Number	Channel Freq. (MHz)	Conducted Power dBm	Limit (dBm)	Verdict
802.11a	CH100	5500	11.29	24	Pass
	CH116	5580	12.13	24	Pass
	CH140	5700	10.78	24	Pass
802.11n (HT20)	CH100	5500	13.18	24	Pass
	CH116	5580	10.12	24	Pass
	CH140	5700	9.71	24	Pass
802.11n (HT40)	CH102	5510	11.24	24	Pass
	CH134	5670	11.30	24	Pass
802.11AC (VHT20)	CH100	5500	11.90	24	Pass
	CH116	5580	10.51	24	Pass
	CH140	5700	10.48	24	Pass
802.11AC (VHT40)	CH102	5510	12.30	24	Pass
	CH134	5670	11.72	24	Pass
802.11AC (VHT80)	CH106	5530	11.71	24	Pass

UNII Band II-C
 Temperature : 28°C Test By: King Kong
 Humidity : 55 %
 Antenna 1

Band	Channel Number	Channel Freq. (MHz)	Conducted Power dBm	Limit (dBm)	Verdict
802.11a	CH100	5500	11.83	24	Pass
	CH116	5580	11.72	24	Pass
	CH140	5700	11	24	Pass
802.11n (HT20)	CH100	5500	12.07	24	Pass
	CH116	5580	11.79	24	Pass
	CH140	5700	10.16	24	Pass
802.11n (HT40)	CH102	5510	11.62	24	Pass
	CH134	5670	9.51	24	Pass
802.11AC (VHT20)	CH100	5500	12.59	24	Pass
	CH116	5580	11.05	24	Pass
	CH140	5700	10.25	24	Pass
802.11AC (VHT40)	CH102	5510	12.26	24	Pass
	CH134	5670	10.55	24	Pass
802.11AC (VHT80)	CH106	5530	9.76	24	Pass

UNII Band II-C
 Temperature : 28°C Test By: King Kong
 Humidity : 55 %
 Antenna 0+1

Band	Channel Number	Channel Freq. (MHz)	Conducted Power dBm	Limit (dBm)	Verdict
802.11n (HT20)	CH100	5500	15.67	23.89	Pass
	CH116	5580	14.05	23.89	Pass
	CH140	5700	12.95	23.89	Pass
802.11n (HT40)	CH102	5510	14.44	23.89	Pass
	CH134	5670	13.51	23.89	Pass
802.11AC (VHT20)	CH100	5500	15.27	23.89	Pass
	CH116	5580	13.80	23.89	Pass
	CH140	5700	13.38	23.89	Pass
802.11AC (VHT40)	CH102	5510	15.29	23.89	Pass
	CH134	5670	14.18	23.89	Pass
802.11AC (VHT80)	CH106	5530	13.85	23.89	Pass

Temperature :	28 °C	UNII Band III	King Kong
Humidity :	55 %	Test By:	
Antenna 0			

Band	Channel Number	Channel Freq. (MHz)	Conducted Power dBm	Limit (dBm)	Verdict
802.11a	CH149	5745	10.97	30.00	Pass
	CH157	5785	11.25	30.00	Pass
	CH165	5825	11.77	30.00	Pass
802.11n (HT20)	CH149	5745	11.00	30.00	Pass
	CH157	5785	10.57	30.00	Pass
	CH165	5825	11.01	30.00	Pass
802.11n (HT40)	CH151	5755	12.02	30.00	Pass
	CH159	5795	11.11	30.00	Pass
802.11AC (VHT20)	CH149	5745	11.00	30.00	Pass
	CH157	5785	11.19	30.00	Pass
	CH165	5825	11.09	30.00	Pass
802.11AC (VHT40)	CH151	5755	9.94	30.00	Pass
	CH159	5795	10.37	30.00	Pass
802.11AC (VHT80)	CH155	5775	11.10	30.00	Pass

Temperature :	28 °C	UNII Band III	King Kong
Humidity :	55 %	Test By:	
Antenna 1			

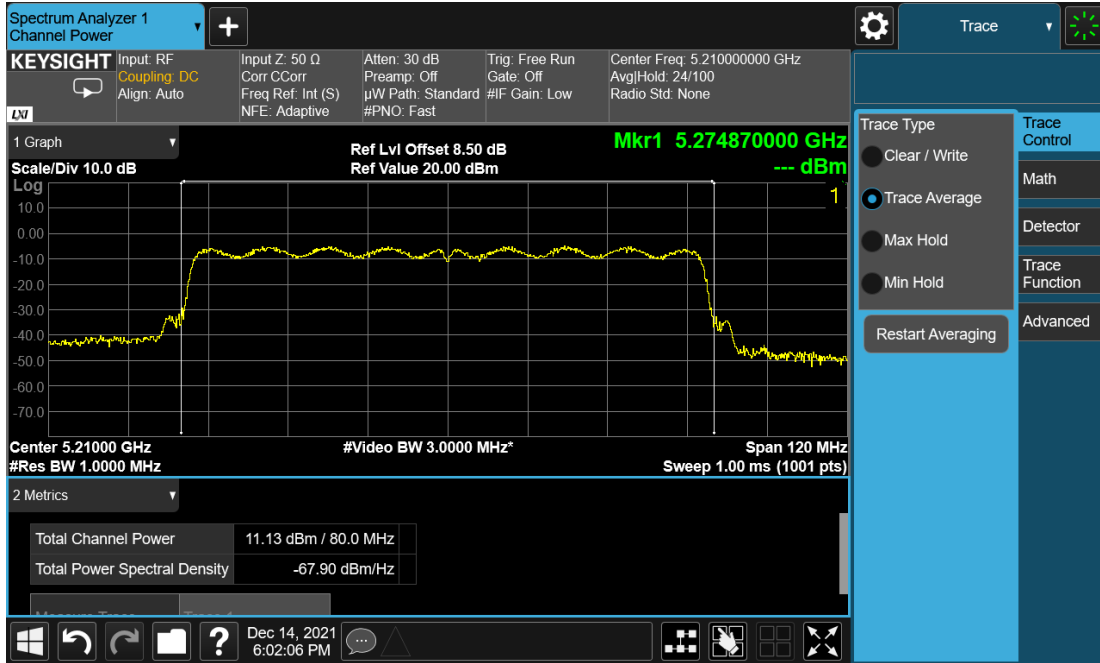
Band	Channel Number	Channel Freq. (MHz)	Conducted Power dBm	Limit (dBm)	Verdict
802.11a	CH149	5745	10.86	30.00	Pass
	CH157	5785	10.8	30.00	Pass
	CH165	5825	10.35	30.00	Pass
802.11n (HT20)	CH149	5745	10.86	30.00	Pass
	CH157	5785	10.98	30.00	Pass
	CH165	5825	9.6	30.00	Pass
802.11n (HT40)	CH151	5755	10.3	30.00	Pass
	CH159	5795	9.95	30.00	Pass
802.11AC (VHT20)	CH149	5745	11.39	30.00	Pass
	CH157	5785	10.53	30.00	Pass
	CH165	5825	10.42	30.00	Pass
802.11AC (VHT40)	CH151	5755	10.44	30.00	Pass
	CH159	5795	10.17	30.00	Pass
802.11AC (VHT80)	CH155	5775	9.74	30.00	Pass

Temperature :	28°C	UNII Band III	
Humidity :	55 %	Test By:	King Kong
Antenna 0+1			

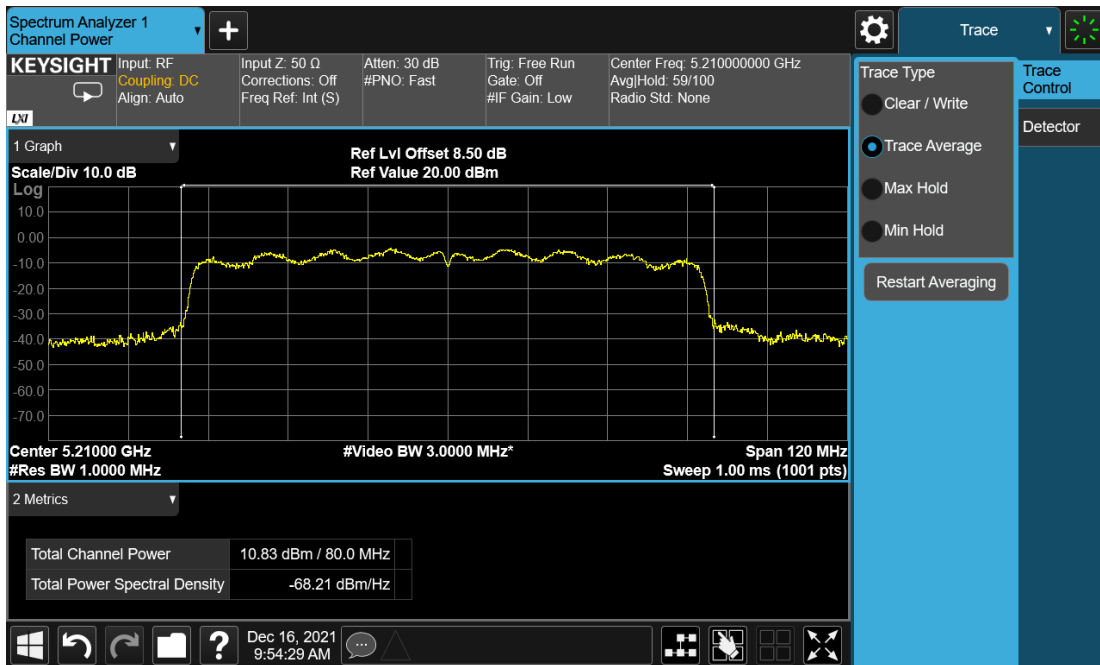
Band	Channel Number	Channel Freq. (MHz)	Conducted Power dBm	Limit (dBm)	Verdict
802.11n (HT20)	CH149	5745	13.94	29.76	Pass
	CH157	5785	13.79	29.76	Pass
	CH165	5825	13.37	29.76	Pass
802.11n (HT40)	CH151	5755	14.25	29.76	Pass
	CH159	5795	13.58	29.76	Pass
802.11AC (VHT20)	CH149	5745	14.21	29.76	Pass
	CH157	5785	13.88	29.76	Pass
	CH165	5825	13.78	29.76	Pass
802.11AC (VHT40)	CH151	5755	13.21	29.76	Pass
	CH159	5795	13.28	29.76	Pass
802.11AC (VHT80)	CH155	5775	13.48	29.76	Pass

For 802.11ac (VHT80) Test Plots see the follow pages;

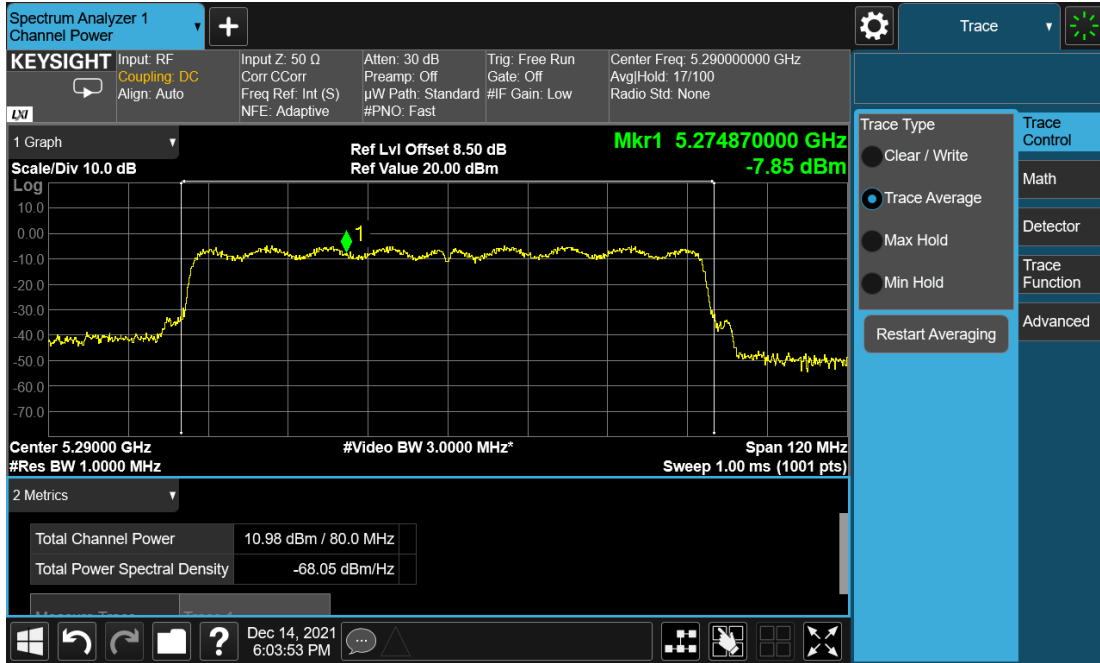
MAXIMUM CONDUCTED OUTPUT POWER **UNII Band I**
 Test Model 802.11ac(VHT80) mode Frequency(MHz) 5210
Ant0



Ant1



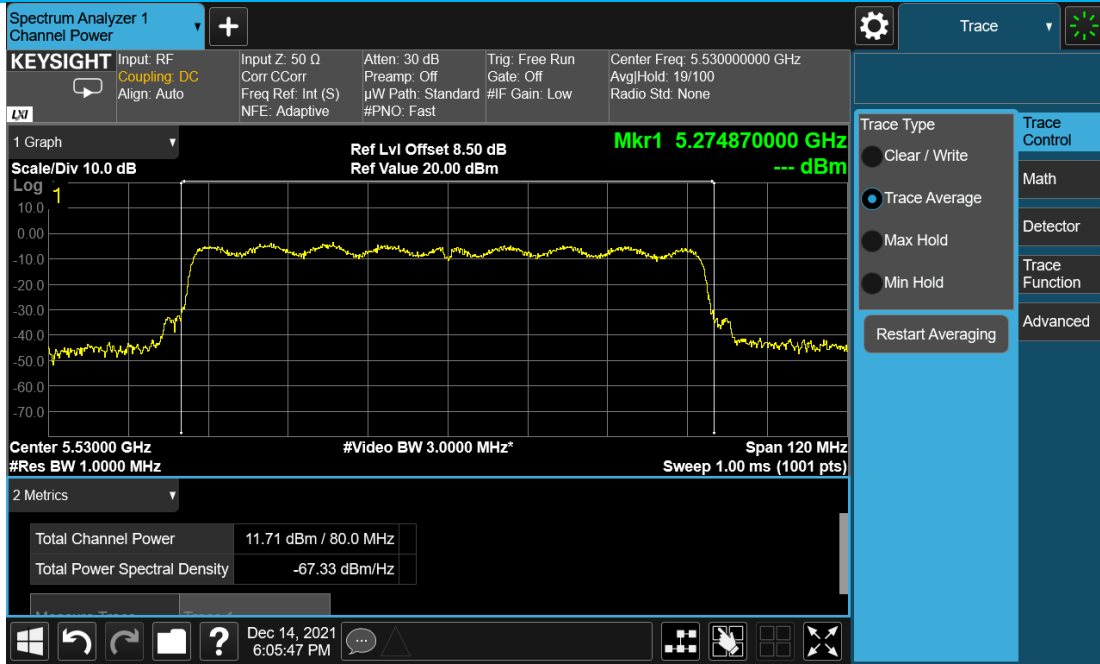
MAXIMUM CONDUCTED OUTPUT POWER **UNII Band II-A**
 Test Model 802.11ac(VHT80) mode Frequency(MHz) 5290
Ant0



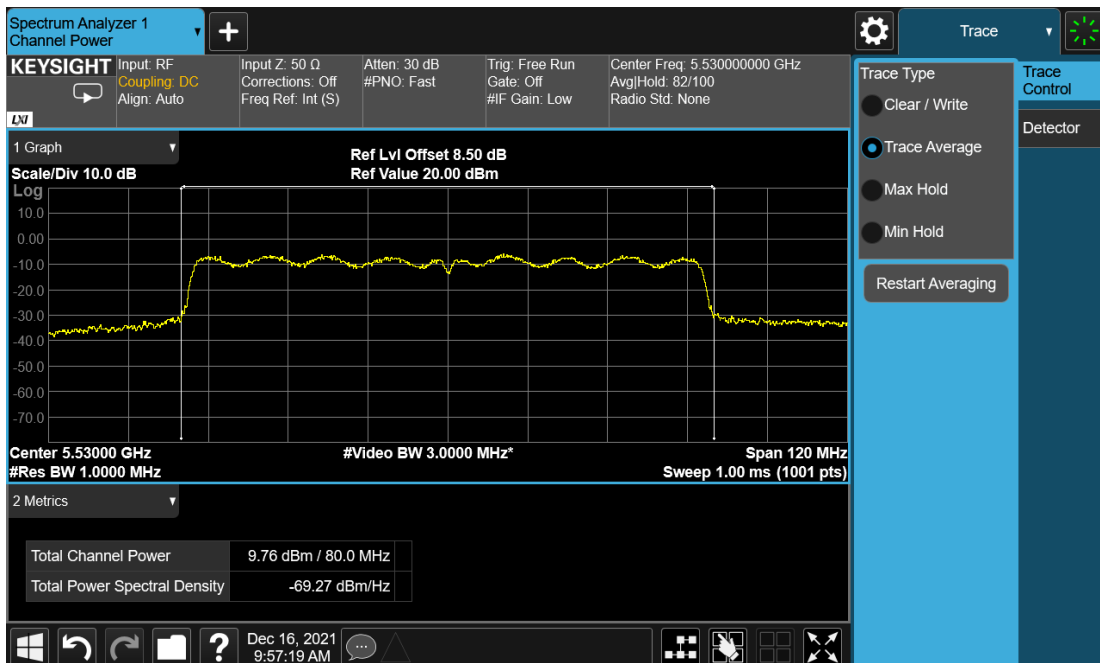
Ant1



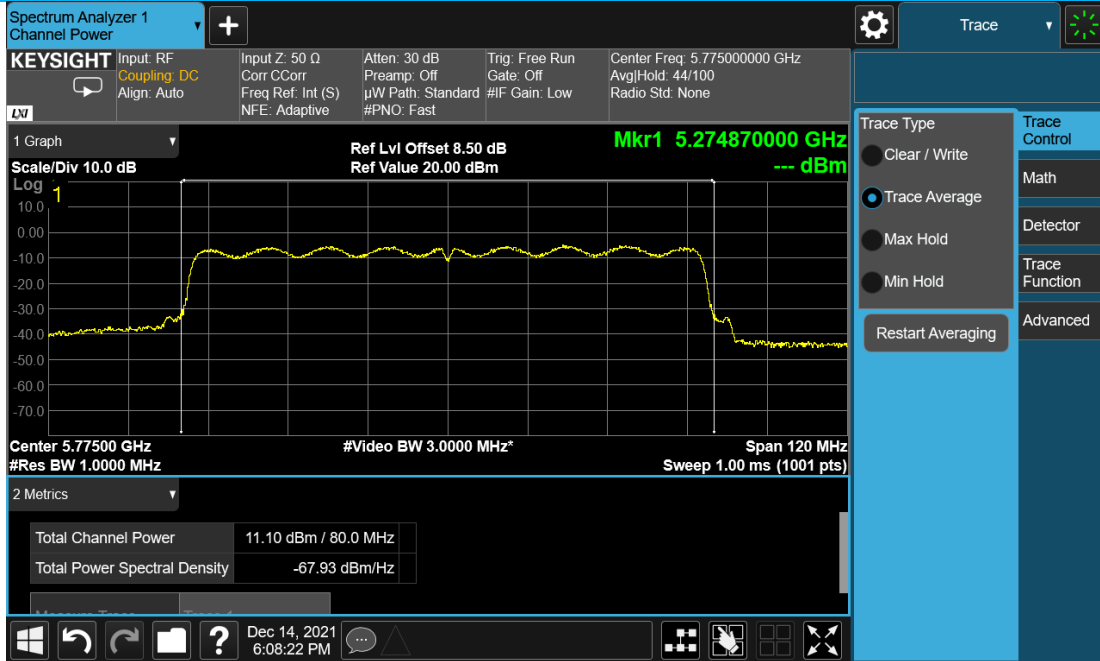
MAXIMUM CONDUCTED OUTPUT POWER **UNII Band II-C**
 Test Model 802.11ac(VHT80) mode Frequency(MHz) 5530
Ant0



Ant1



MAXIMUM CONDUCTED OUTPUT POWER **UNII Band III**
 Test Model 802.11ac(VHT80) mode Frequency(MHz) 5775
Ant0



Ant1



8.3 MAXIMUM PEAK POWER DENSITY

8.3.1 Applicable Standard

According to FCC Part 15.407(a)(1) for UNII Band I

According to FCC Part 15.407(a)(2) for UNII Band II-A and UNII Band II-C

According to FCC Part 15.407(a)(3) for UNII Band III

According to 789033 D02 Section II(F)

8.3.2 Conformance Limit

■ For the band 5.15-5.25 GHz,

(a) (1) (i) For an outdoor access point operating in the band 5.15-5.25 GHz, the maximum conducted output power over the frequency band of operation shall not exceed 1 W provided the maximum antenna gain does not exceed 6 dBi. If transmitting antennas of directional gain greater than 6 dBi are used, both the maximum conducted output power and the maximum power spectral density shall be reduced by the amount in dB that the directional gain of the antenna exceeds 6 dBi. The maximum e.i.r.p. at any elevation angle above 30 degrees as measured from the horizon must not exceed 125 mW (21 dBm).

(a) (1) (ii) For an indoor access point operating in the band 5.15-5.25 GHz, the maximum conducted output power over the frequency band of operation shall not exceed 1 W provided the maximum antenna gain does not exceed 6 dBi. If transmitting antennas of directional gain greater than 6 dBi are used, both the maximum conducted output power and the maximum power spectral density shall be reduced by the amount in dB that the directional gain of the antenna exceeds 6 dBi.

(a) (1) (iii) For fixed point-to-point access points operating in the band 5.15-5.25 GHz, the maximum conducted output power over the frequency band of operation shall not exceed 1 W. Fixed point-to-point U-NII devices may employ antennas with directional gain up to 23 dBi without any corresponding reduction in the maximum conducted output power or maximum power spectral density. For fixed point-to-point transmitters that employ a directional antenna gain greater than 23 dBi, a 1 dB reduction in maximum conducted output power and maximum power spectral density is required for each 1 dB of antenna gain in excess of 23 dBi. Fixed, point-to-point operations exclude the use of point-to-multipoint systems, omnidirectional applications, and multiple collocated transmitters transmitting the same information. The operator of the U-NII device, or if the equipment is professionally installed, the installer, is responsible for ensuring that systems employing high gain directional antennas are used exclusively for fixed, point-to-point operations.

(a) (1) (iv) For mobile and portable client devices in the 5.15-5.25 GHz band, the maximum conducted output power over the frequency band of operation shall not exceed 250 mW provided the maximum antenna gain does not exceed 6 dBi. If transmitting antennas of directional gain greater than 6 dBi are used, both the maximum conducted output power and the maximum power spectral density shall be reduced by the amount in dB that the directional gain of the antenna exceeds 6 dBi.

■ For the 5.25-5.35 GHz and 5.47-5.725 GHz bands

(b) (2) the maximum conducted output power over the frequency bands of operation shall not exceed the lesser of 250 mW or $11 \text{ dBm} + 10 \log B$, where B is the 26 dB emission bandwidth in megahertz. In addition, the maximum power spectral density shall not exceed 11 dBm in any 1 megahertz band. If transmitting antennas of directional gain greater than 6 dBi are used, both the maximum conducted output power and the maximum power spectral density shall be reduced by the amount in dB that the directional gain of the antenna exceeds 6 dBi.

■ For the band 5.725-5.85 GHz

(a) (3) For the band 5.725-5.85 GHz, the maximum conducted output power over the frequency band of operation shall not exceed 1 W. In addition, the maximum power spectral density shall not exceed 30 dBm in any 500-kHz band. If transmitting antennas of directional gain greater than 6 dBi are used, both the maximum conducted output power and the maximum power spectral density shall be reduced by the amount in dB that the directional gain of the antenna exceeds 6 dBi.

8.3.3 Test Configuration

Test according to clause 6.1 radio frequency test setup

8.3.4 Test Procedure

Methods refer to FCC KDB 789033

For devices operating in the bands 5.15-5.25 GHz, 5.25-5.35 GHz, and 5.47-5.725 GHz, the above procedures make use of 1 MHz RBW to satisfy directly the 1 MHz reference bandwidth specified in § 15.407(a)(5). For devices operating in the band 5.725-5.85 GHz, the rules specify a measurement bandwidth of 500 kHz. Many spectrum analyzers do not have 500 kHz RBW, thus a narrower RBW may need to be used. The rules permit the use of a RBWs less than 1 MHz, or 500 kHz, “provided that the measured power is integrated over the full reference bandwidth” to show the total power over the specified measurement bandwidth (i.e., 1 MHz, or 500 kHz). If measurements are performed using a reduced resolution bandwidth (< 1 MHz, or < 500 kHz) and integrated over 1 MHz, or 500 KHz bandwidth, the following adjustments to the procedures apply:

- a) Set $RBW \geq 1/T$, where T is defined in section II.B.I.a).
- b) Set $VBW \geq 3 RBW$.
- c) If measurement bandwidth of Maximum PSD is specified in 500 kHz, add $10\log(500\text{kHz}/RBW)$ to the measured result, whereas RBW (< 500 KHz) is the reduced resolution bandwidth of the spectrum analyzer set during measurement.
- d) If measurement bandwidth of Maximum PSD is specified in 1 MHz, add $10\log(1\text{MHz}/RBW)$ to the measured result, whereas RBW (< 1 MHz) is the reduced resolution bandwidth of spectrum analyzer set during measurement.
- e) Care must be taken to ensure that the measurements are performed during a period of continuous transmission or are corrected upward for duty cycle.

Note: As a practical matter, it is recommended to use reduced RBW of 100 KHz for the sections

5.c) and 5.d) above, since RBW=100 KHz is available on nearly all spectrum analyzers.

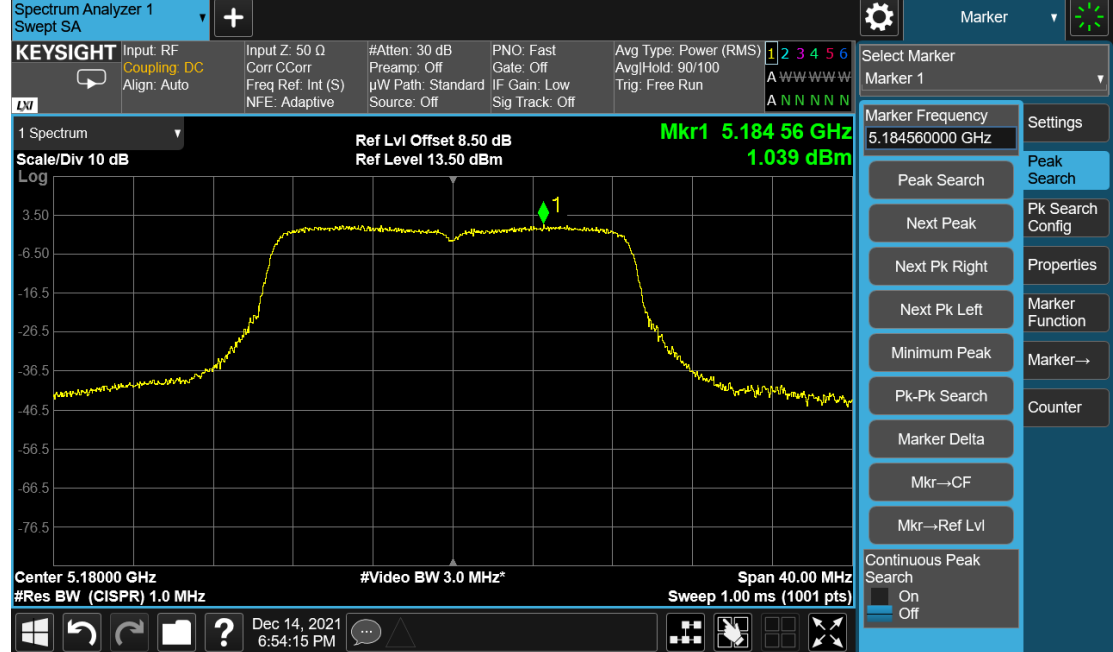
8.3.5 Test Results

1T1R - Antenna 0

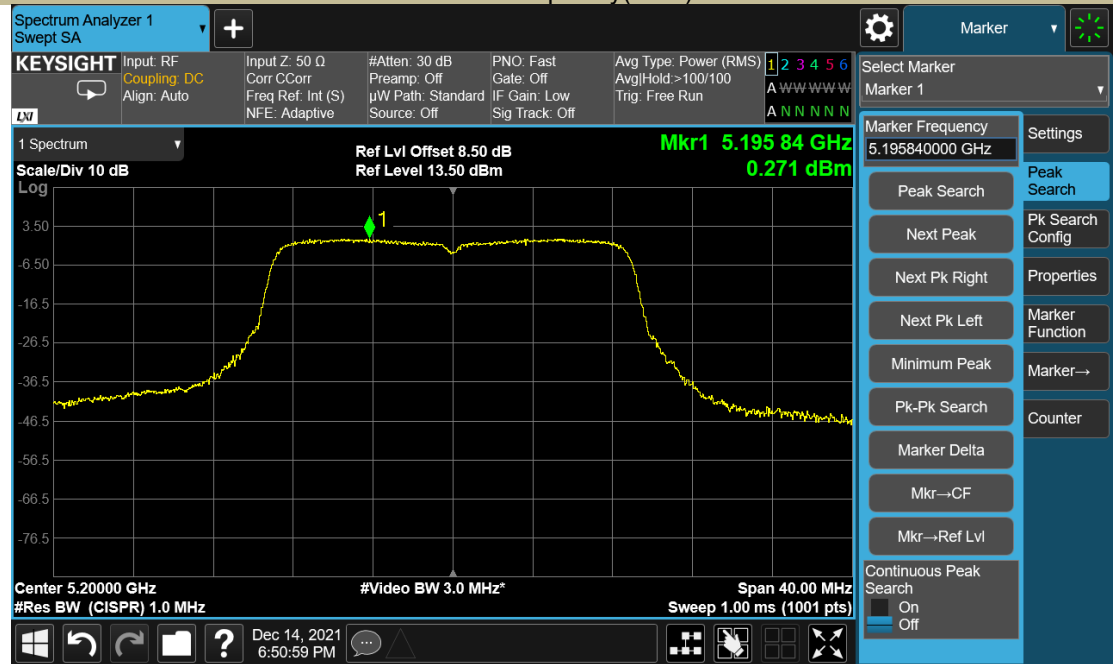
5150-5250MHz

Operating mode	Test Channel	Power Spectral Density dBm/MHz	Limit (dBm/MHz)
802.11a	5180	1.039	11
	5200	0.271	11
	5240	0.461	11
802.11n-HT20	5180	1.003	11
	5200	1.326	11
	5240	1.200	11
802.11ac(HT20)	5180	1.405	11
	5200	-0.067	11
	5240	0.222	11
802.11n-HT40	5190	-0.055	11
	5230	0.166	11
802.11ac(HT40)	5190	-2.388	11
	5230	-2.178	11
802.11ac(HT80)	5210	-3.026	11

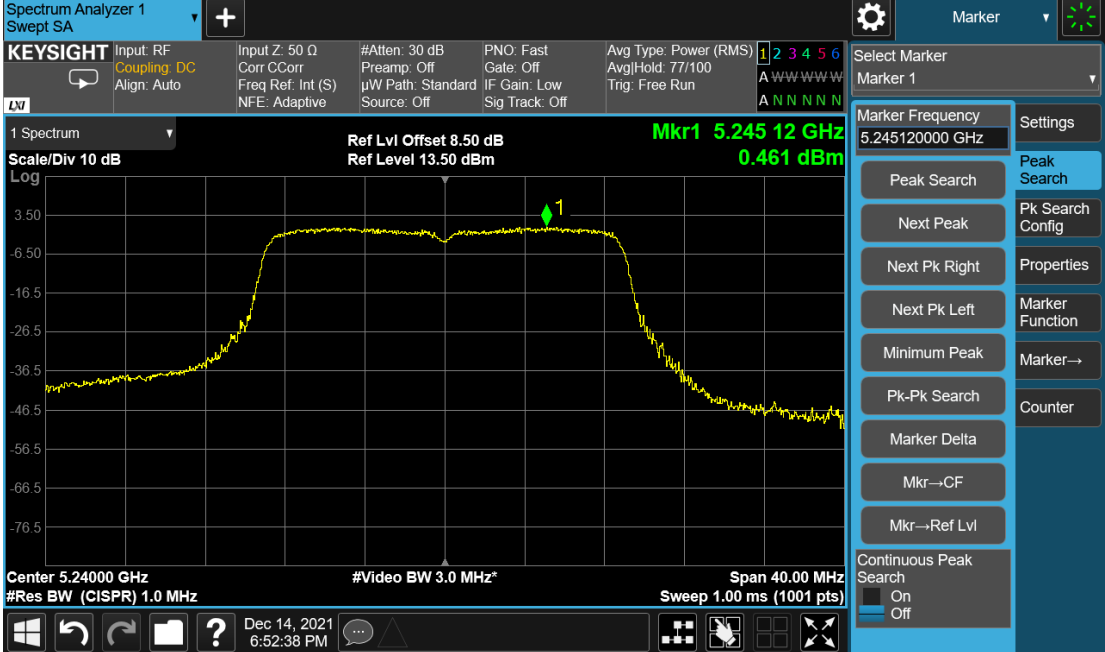
Power Spectral Density U-NII - 1
Test Model 802.11a Frequency(MHz) 5180



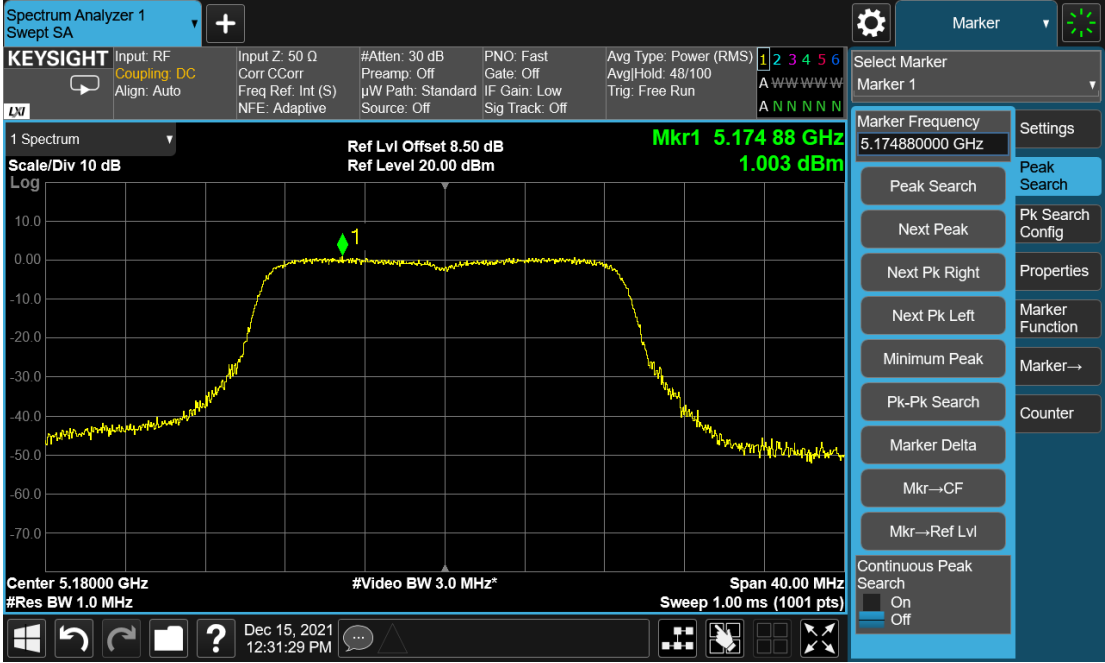
Power Spectral Density U-NII - 1
Test Model 802.11a Frequency(MHz) 5200



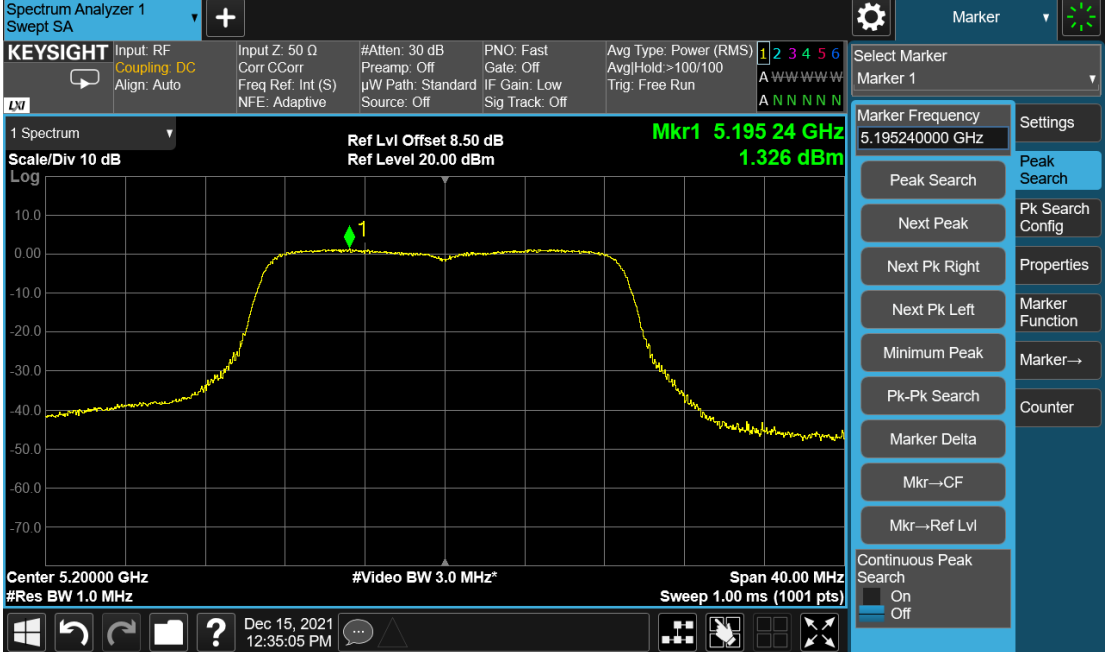
Power Spectral Density U-NII - 1
Test Model 802.11a Frequency(MHz) 5240



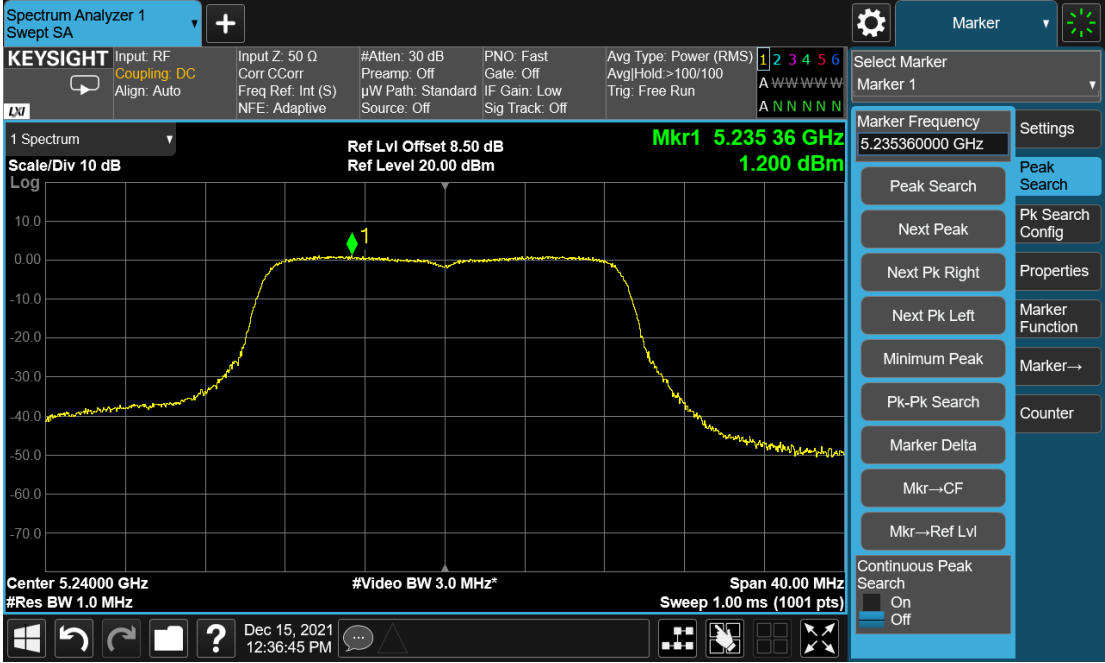
Power Spectral Density U-NII - 1
Test Model 802.11n-HT20 Frequency(MHz) 5180



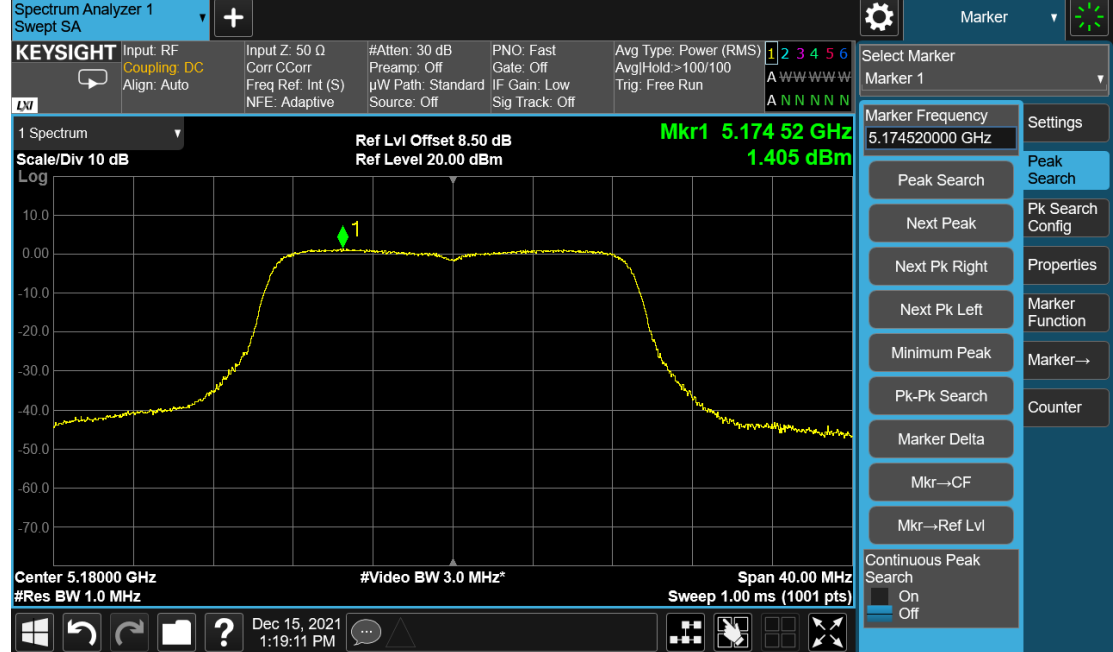
Power Spectral Density U-NII - 1
Test Model 802.11n-HT20 Frequency(MHz) 5200



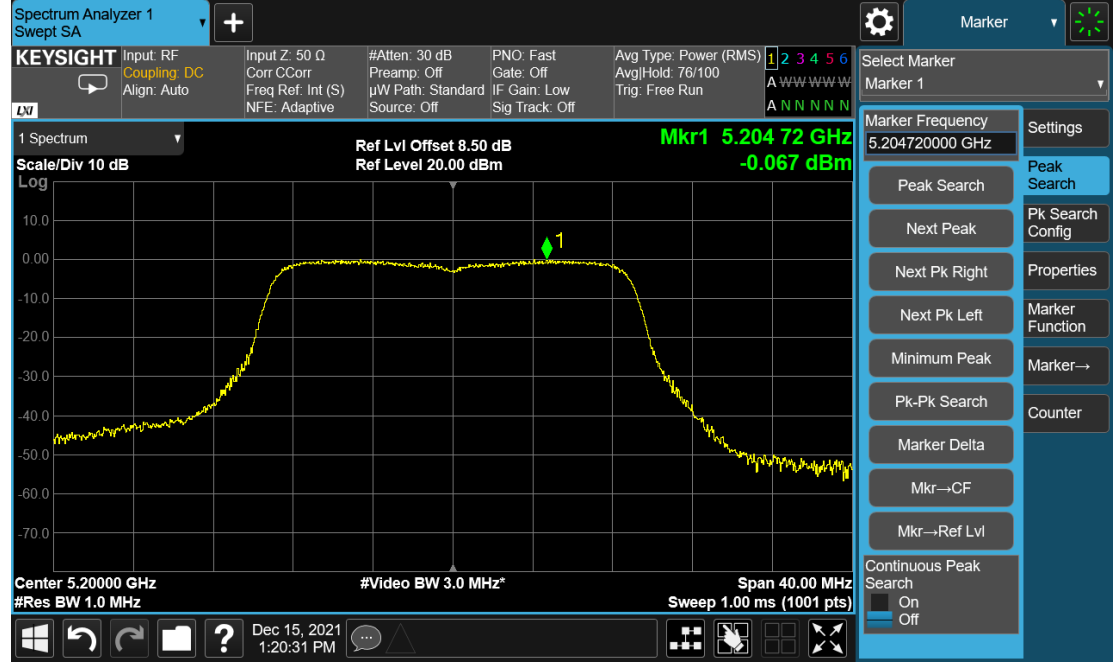
Power Spectral Density U-NII - 1
Test Model 802.11n-HT20 Frequency(MHz) 5240



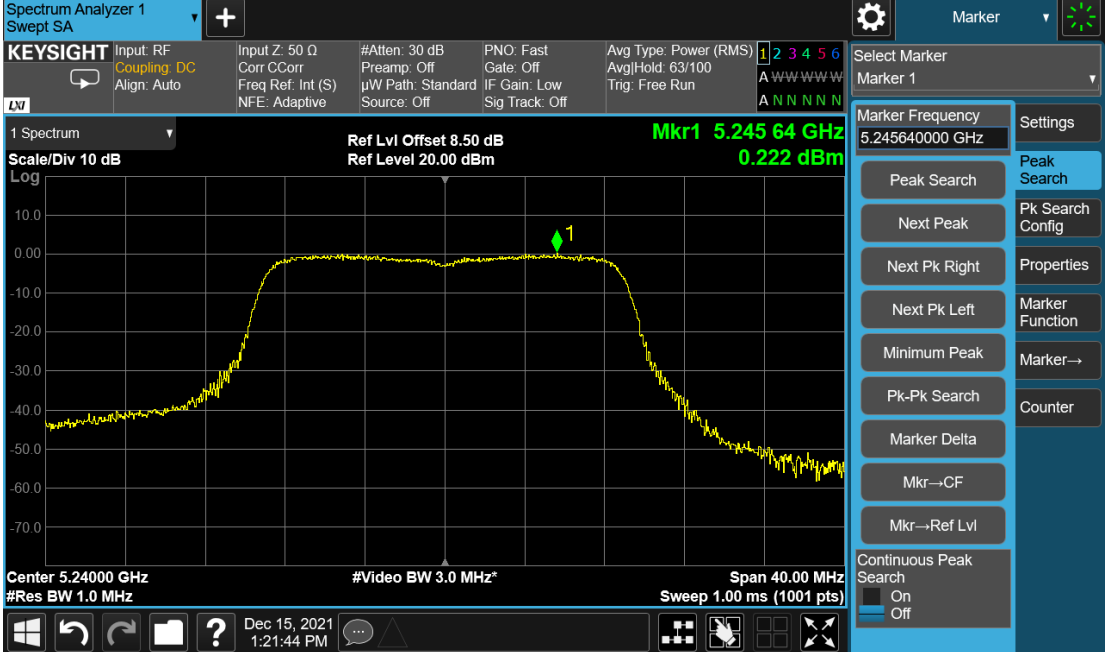
Power Spectral Density U-NII - 1
Test Model 802.11ac(HT20) **Frequency(MHz)** 5180



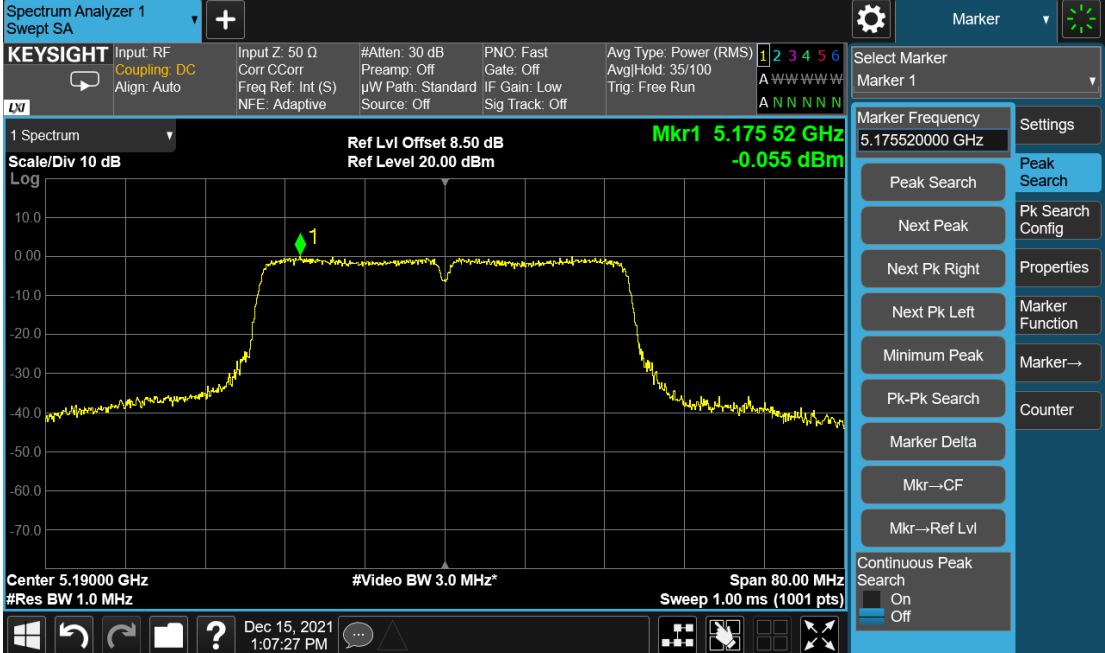
Power Spectral Density U-NII - 1
Test Model 802.11ac(HT20) **Frequency(MHz)** 5200



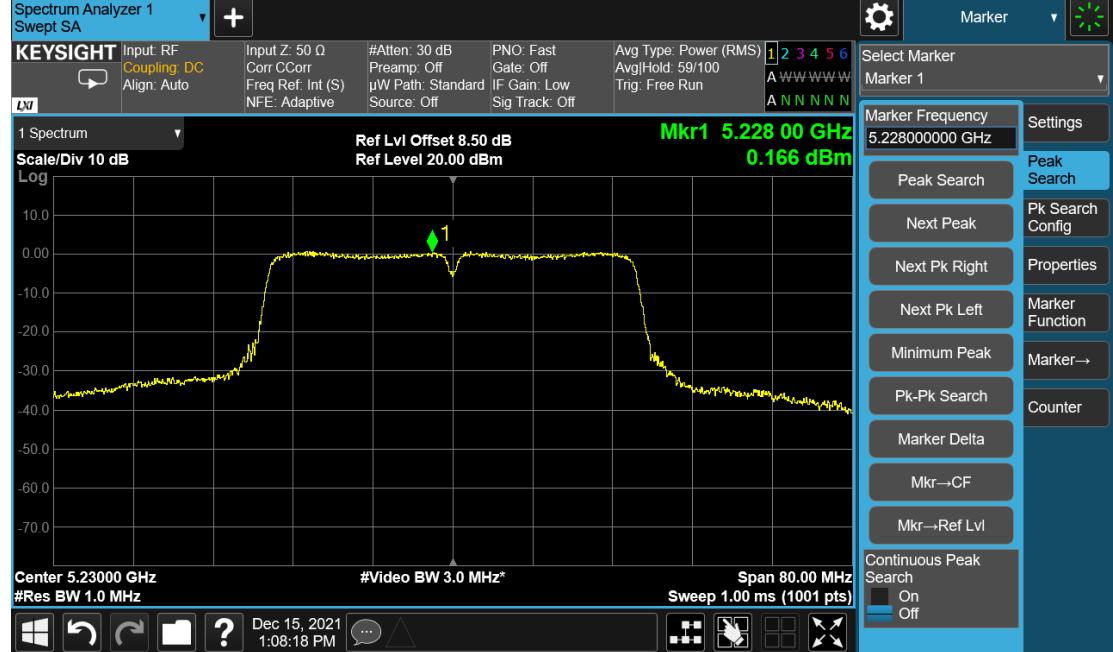
Power Spectral Density U-NII - 1
Test Model 802.11ac(HT20) **Frequency(MHz)** **5240**



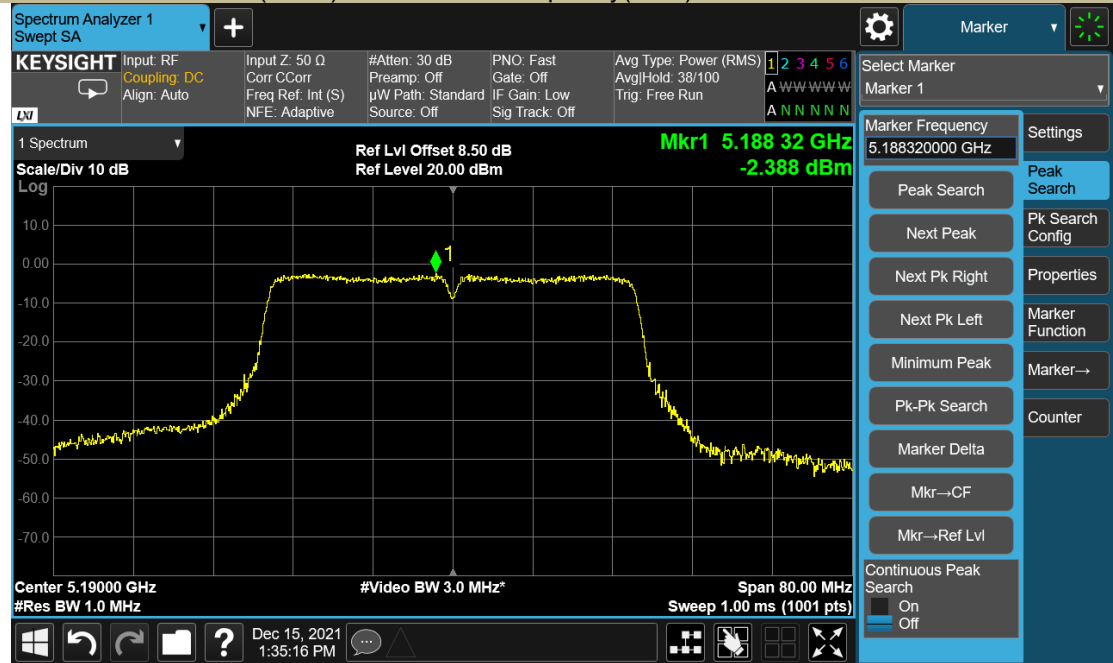
Power Spectral Density U-NII - 1
Test Model 802.11n-HT40 **Frequency(MHz)** **5190**

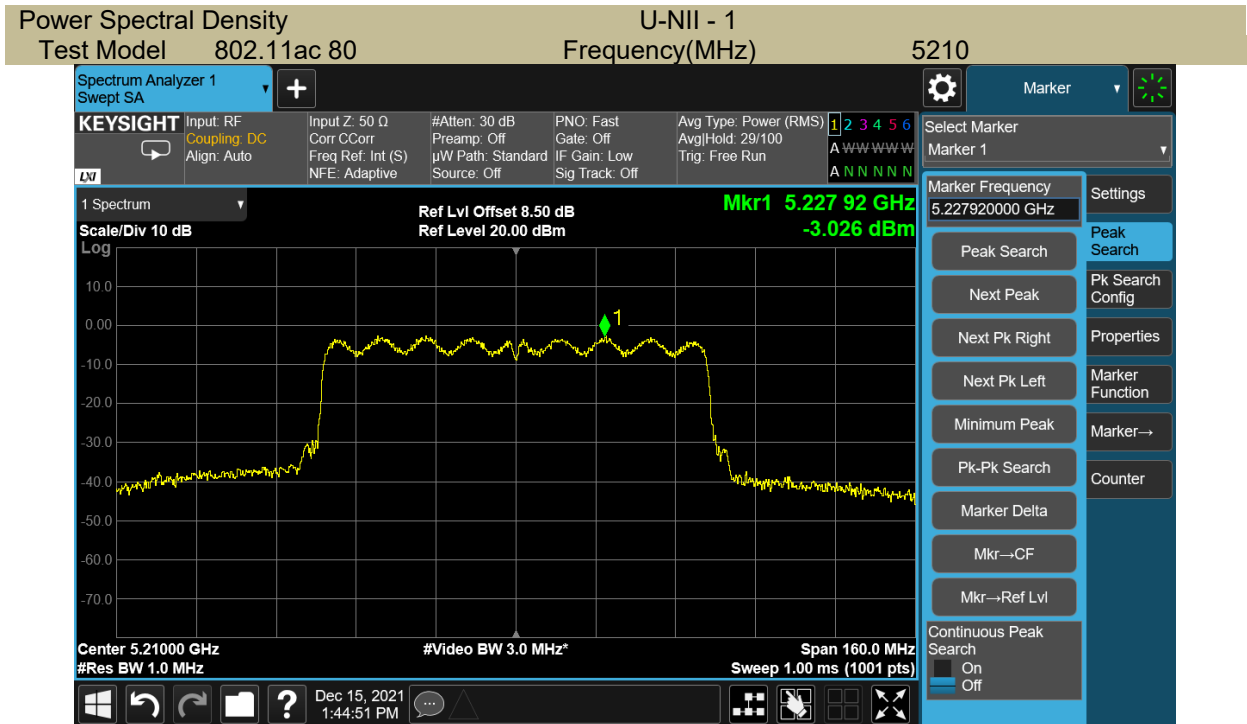
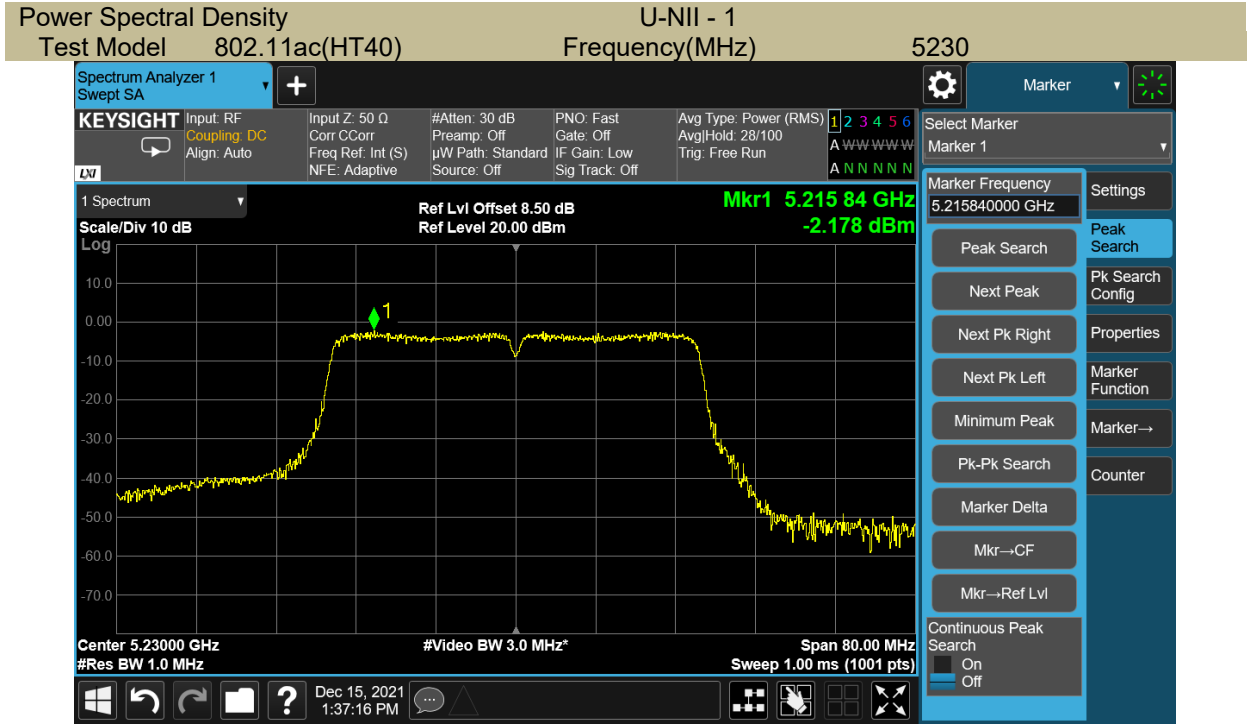


Power Spectral Density U-NII - 1
Test Model 802.11n-HT40 **Frequency(MHz)** 5230



Power Spectral Density U-NII - 1
Test Model 802.11ac(HT40) **Frequency(MHz)** 5190

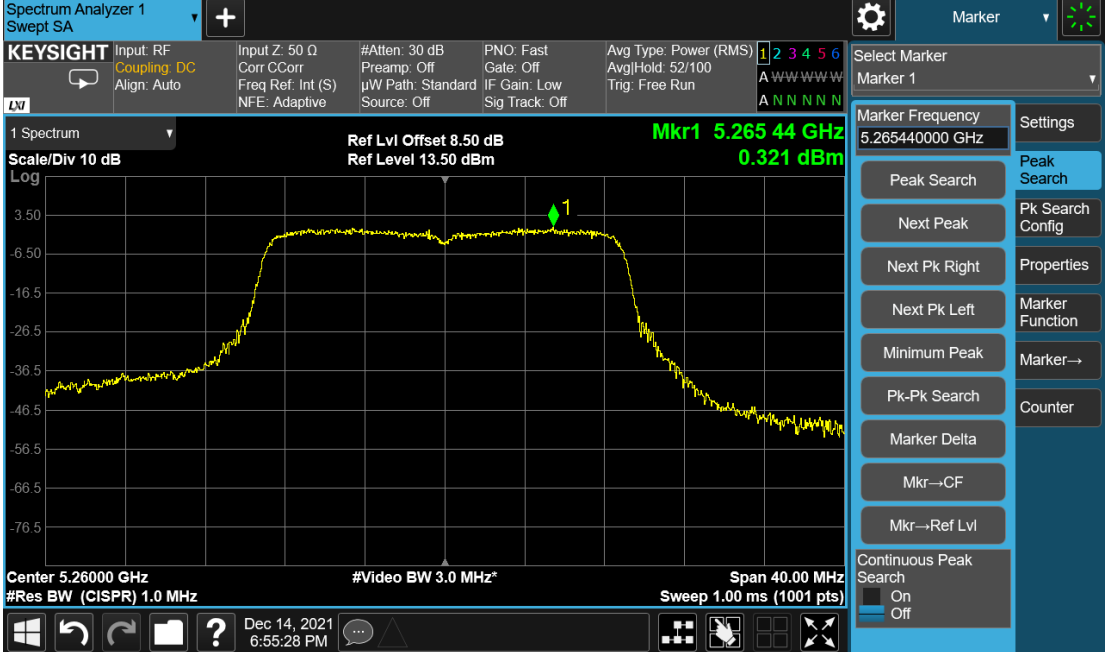




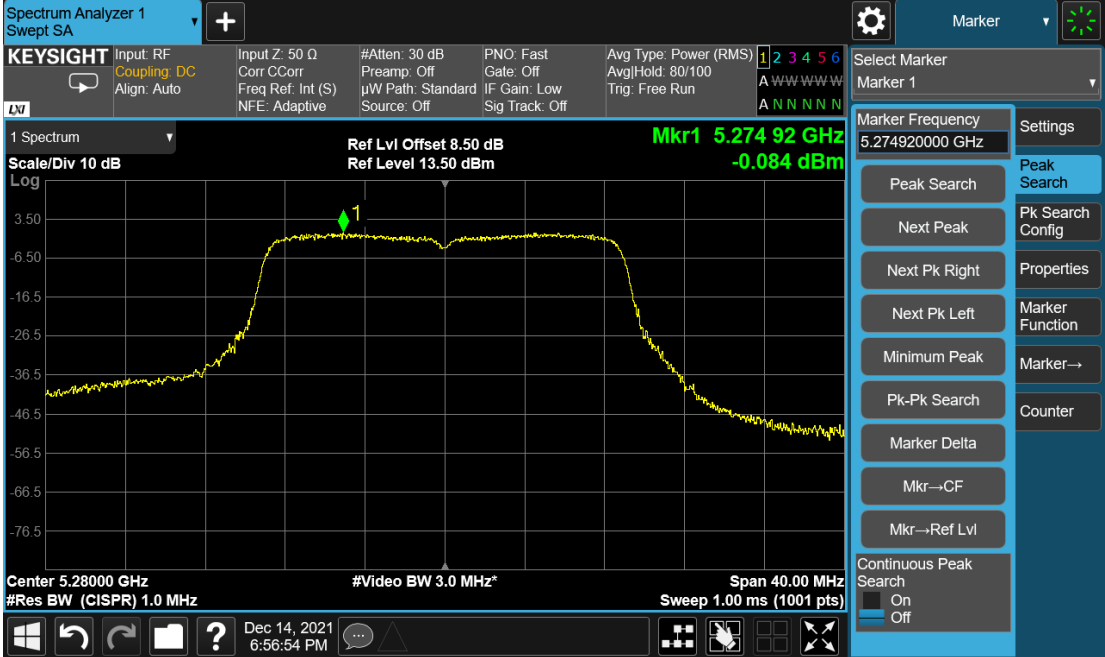
5250-5350MHz

Operating mode	Test Channel	Power Spectral Density dBm/MHz	Limit (dBm/MHz)
802.11a	5260	0.321	11
	5280	-0.084	11
	5320	0.602	11
802.11n-HT20	5260	0.012	11
	5280	0.924	11
	5320	0.252	11
802.11ac(HT20)	5260	-0.158	11
	5280	1.252	11
	5320	0.292	11
802.11n-HT40	5270	-3.049	11
	5310	-0.991	11
802.11ac(HT40)	5270	-2.515	11
	5310	-0.255	11
802.11ac(HT80)	5290	-5.095	11

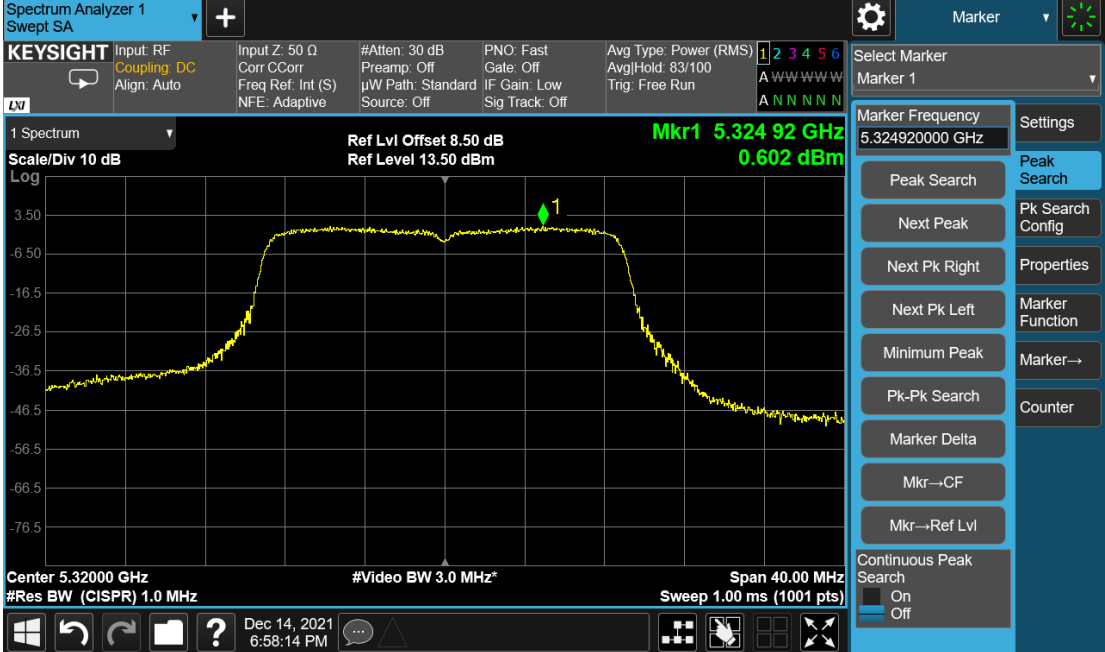
Power Spectral Density U-NII – 2A
Test Model 802.11a Frequency(MHz) 5260



Power Spectral Density U-NII – 2A
Test Model 802.11a Frequency(MHz) 5280



Power Spectral Density U-NII – 2A
Test Model 802.11a Frequency(MHz) 5320



Power Spectral Density U-NII – 2A
Test Model 802.11n-HT20 Frequency(MHz) 5260



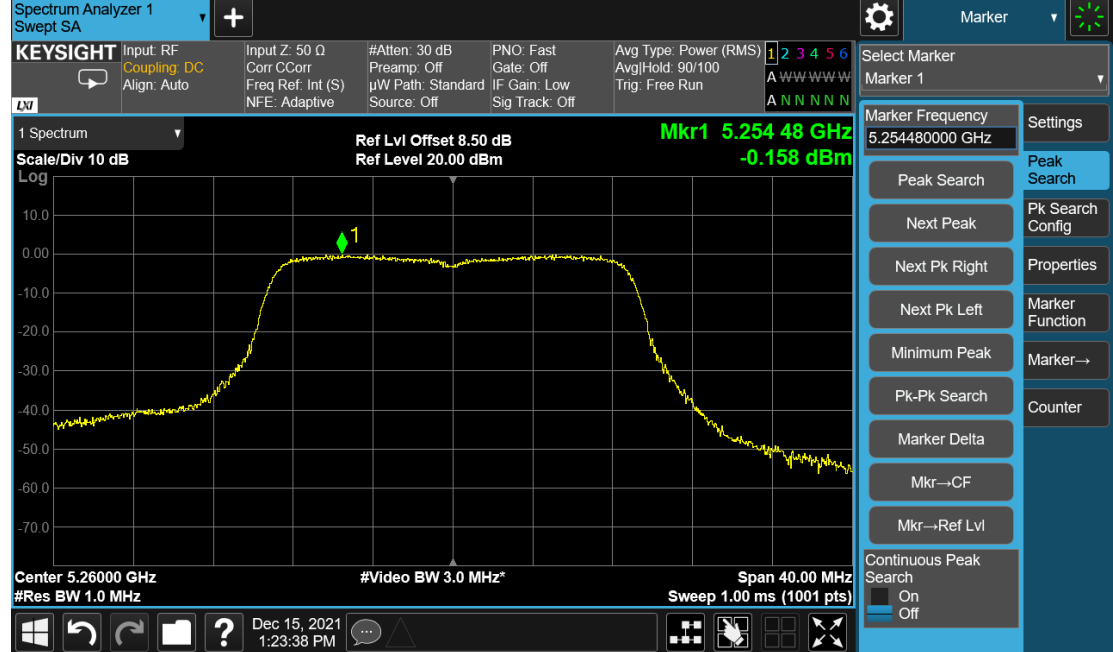
Power Spectral Density U-NII – 2A
Test Model 802.11n-HT20 Frequency(MHz) 5280



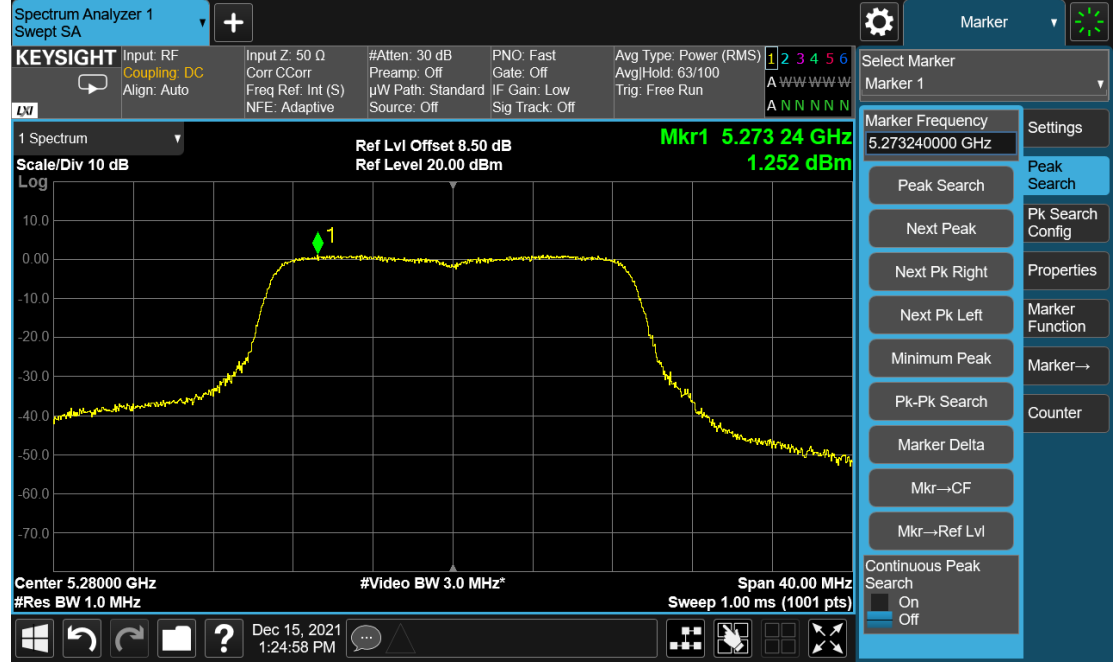
Power Spectral Density U-NII – 2A
Test Model 802.11n-HT20 Frequency(MHz) 5320



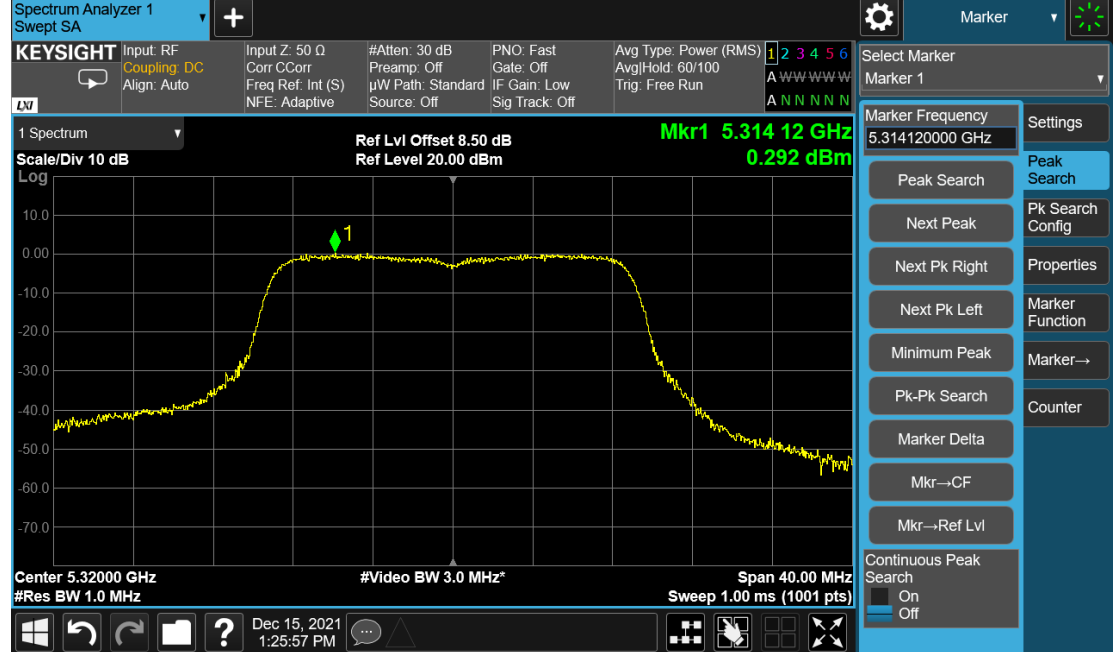
Power Spectral Density U-NII – 2A
Test Model 802.11ac(HT20) **Frequency(MHz)** 5260



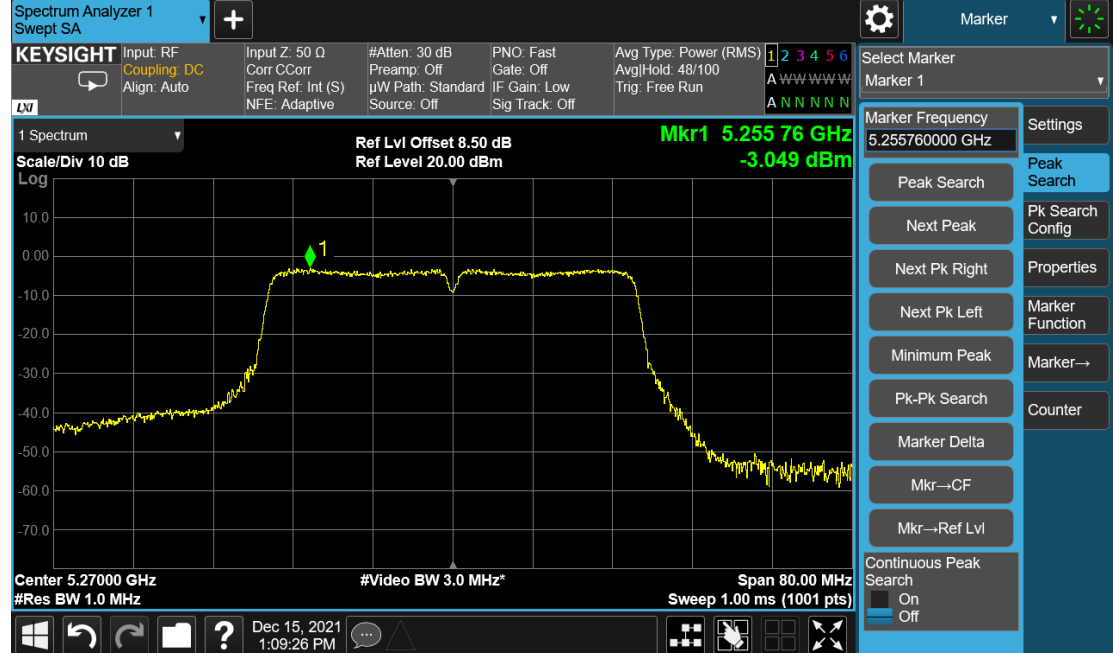
Power Spectral Density U-NII – 2A
Test Model 802.11ac(HT20) **Frequency(MHz)** 5280



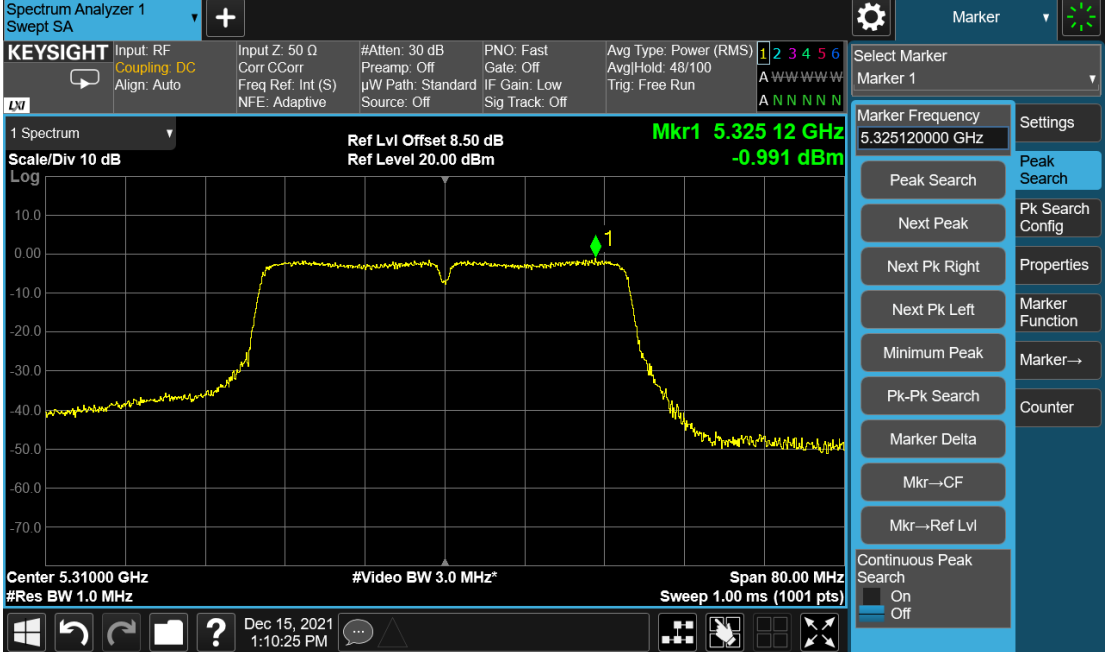
Power Spectral Density U-NII – 2A
Test Model 802.11ac(HT20) **Frequency(MHz)** **5320**



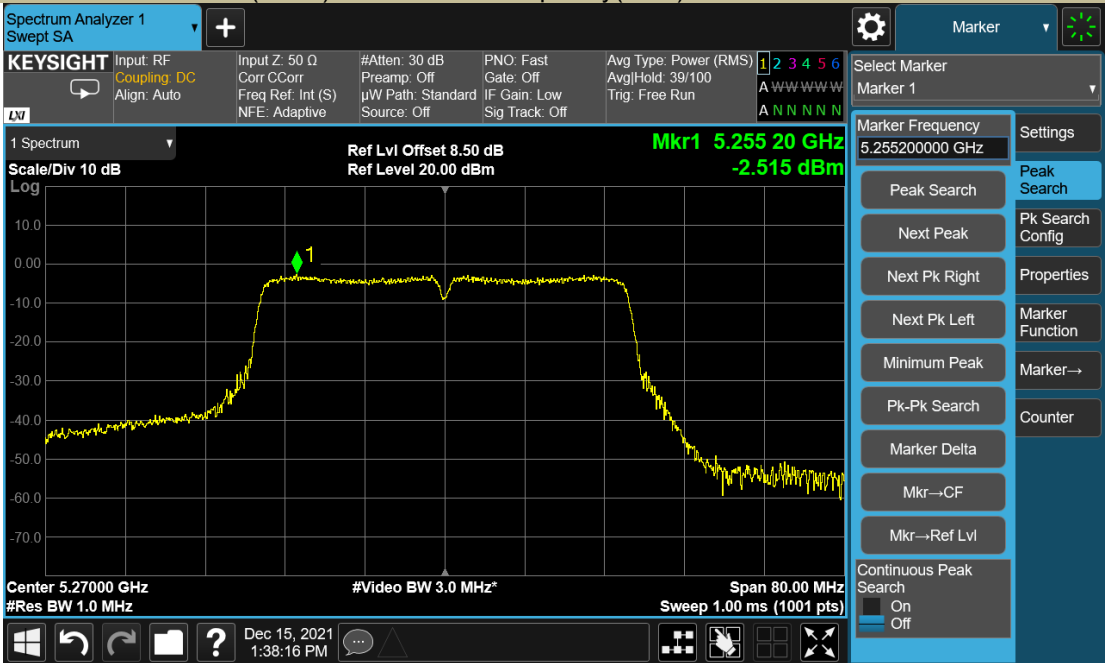
Power Spectral Density U-NII – 2A
Test Model 802.11n-HT40 **Frequency(MHz)** **5270**

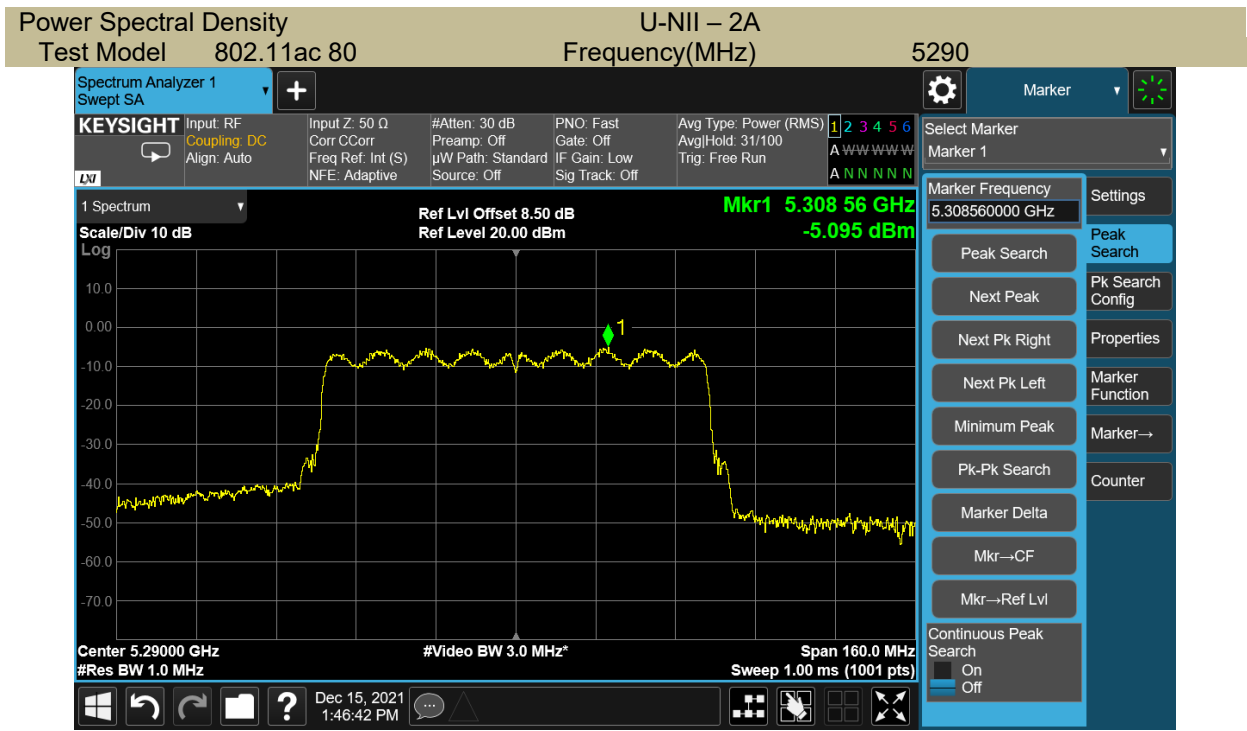
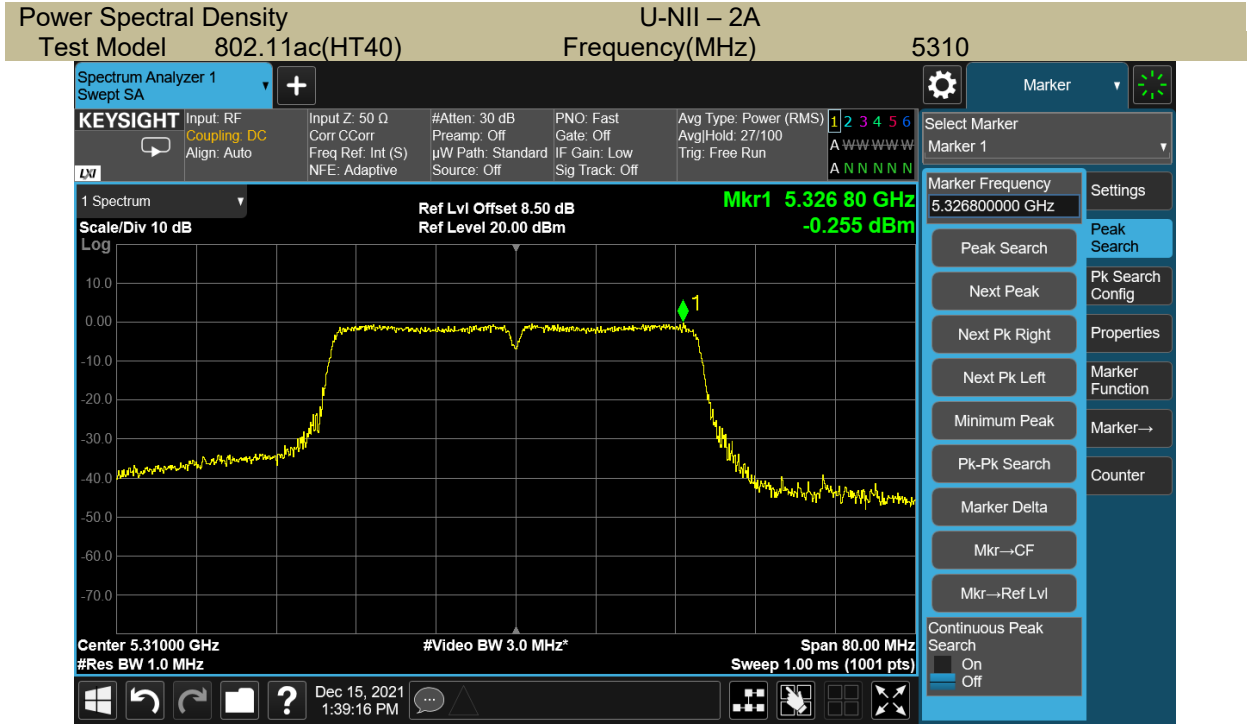


Power Spectral Density U-NII – 2A
Test Model 802.11n-HT40 Frequency(MHz) 5310



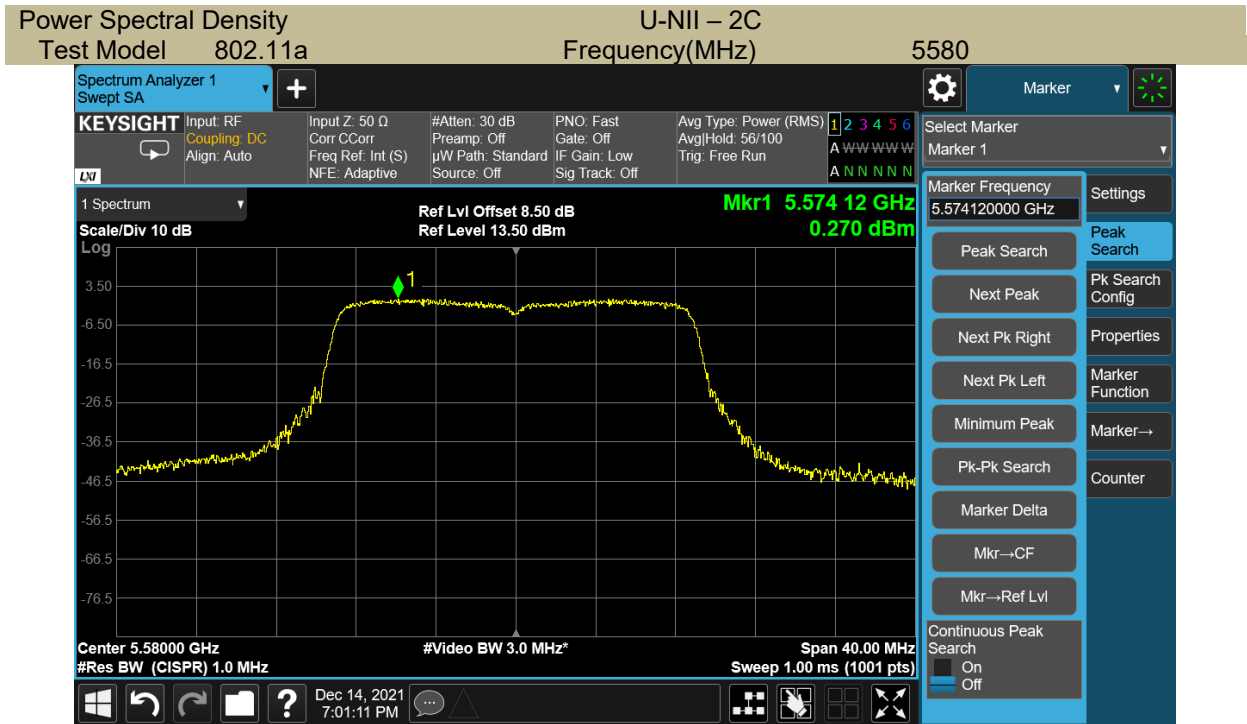
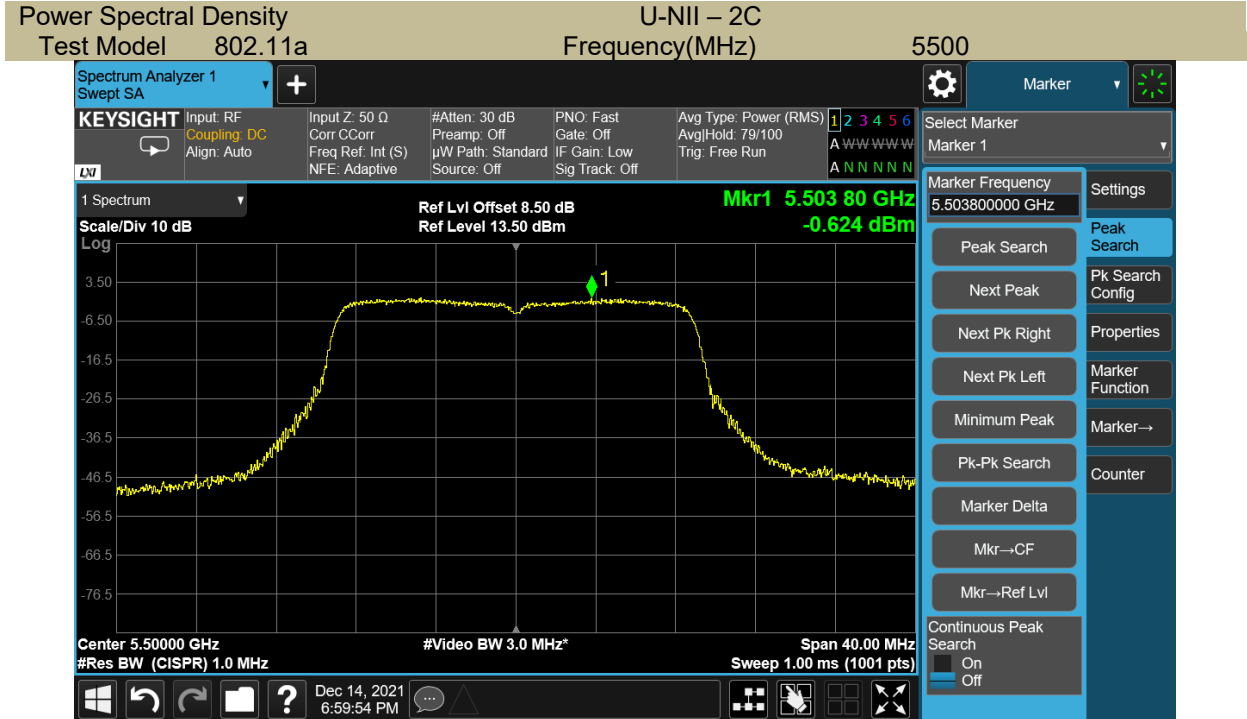
Power Spectral Density U-NII – 2A
Test Model 802.11ac(HT40) Frequency(MHz) 5270



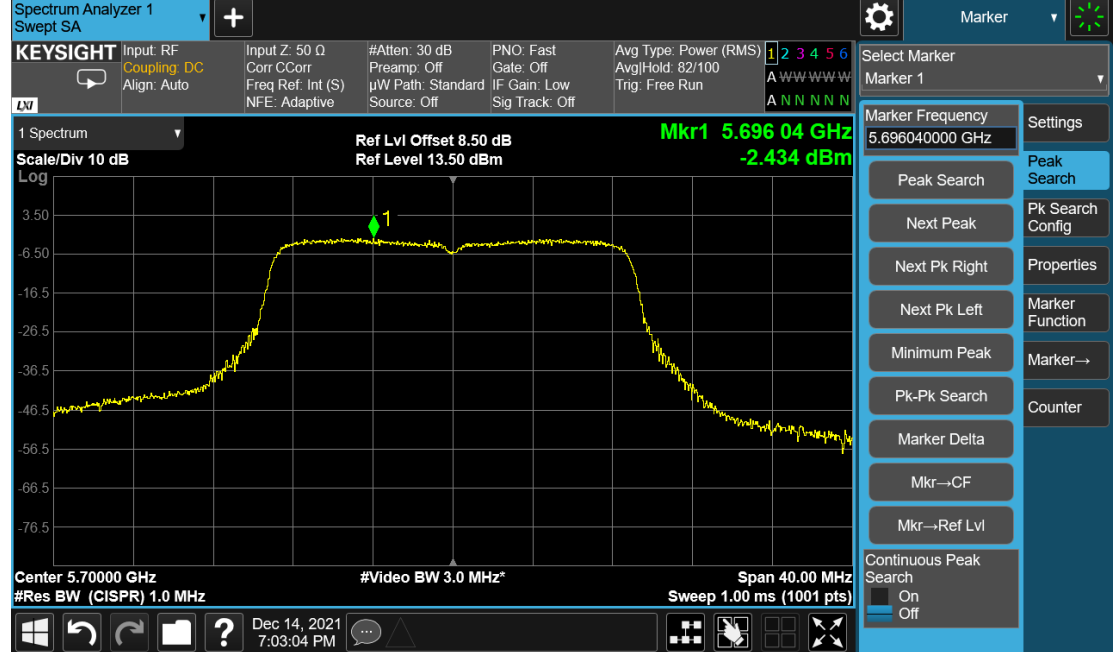


5470-5725MHz

Operating mode	Test Channel	Power Spectral Density dBm/MHz	Limit (dBm/MHz)
802.11a	5500	-0.624	11
	5580	0.270	11
	5700	-2.434	11
802.11n-HT20	5500	0.774	11
	5580	0.928	11
	5700	-0.847	11
802.11ac(HT20)	5500	1.212	11
	5580	1.414	11
	5700	0.026	11
802.11n-HT40	5510	-1.065	11
	5670	-2.053	11
802.11ac(HT40)	5510	-1.361	11
	5670	-4.714	11
802.11ac(HT80)	5530	-2.287	11



Power Spectral Density U-NII – 2C
Test Model 802.11a Frequency(MHz) 5700



Power Spectral Density U-NII – 2C
Test Model 802.11n-HT20 Frequency(MHz) 5500

