

DATE : 2006/04/14

CUSTOMER : UNIWILL CORP.

TEST SHEET

MODEL	X72IA6
DESCRIPTION	PIFA For Wireless LAN Antenna 2.4~2.5GHZ /4.9~5.875GHZ PCB For GPRS Antenna 824~960MHz/1.71~2.17GHZ
SUPPLIER P/N	-----
CUSTOMER P/N	-----
FILE P/N	

FAVORTRON			CUSTOMER	
Manager	Supervisor	Engineer		
Nick	Jesse	Nick		



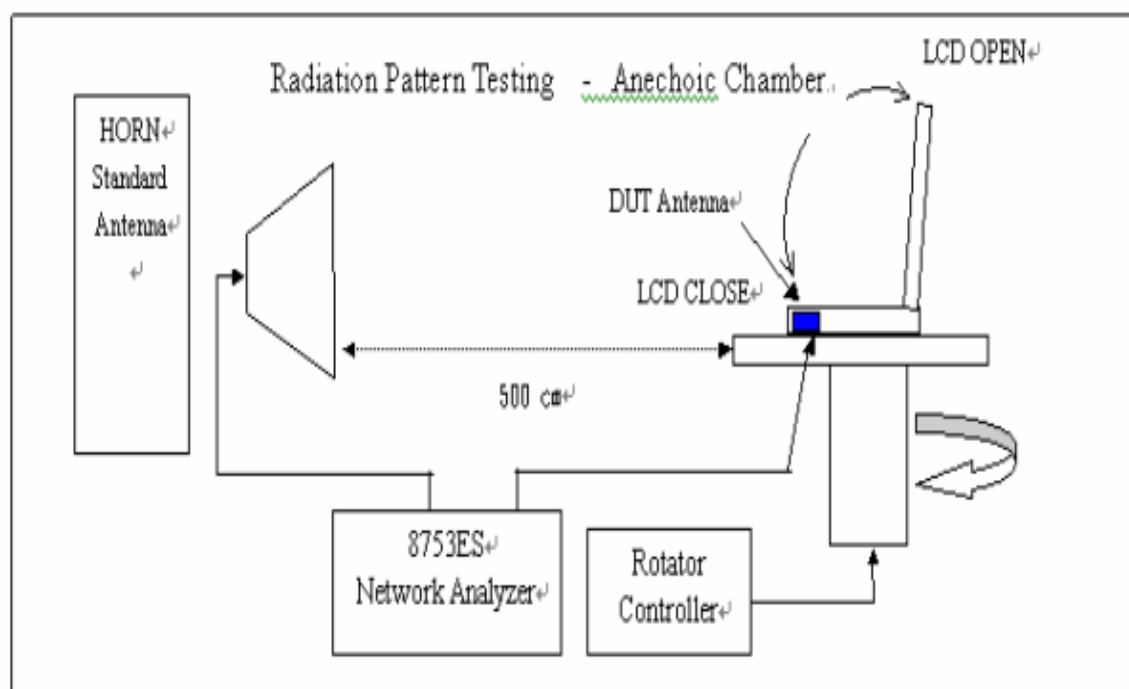
惠寶電子股份有限公司
FAVORTRON CO., LTD

台北縣新店市民權路 108-1 號 4F
4F, No. 108-1, Minchzuan Rd., SHzindian City,
Taipei HZsien 231, Taiwan. R.O.C

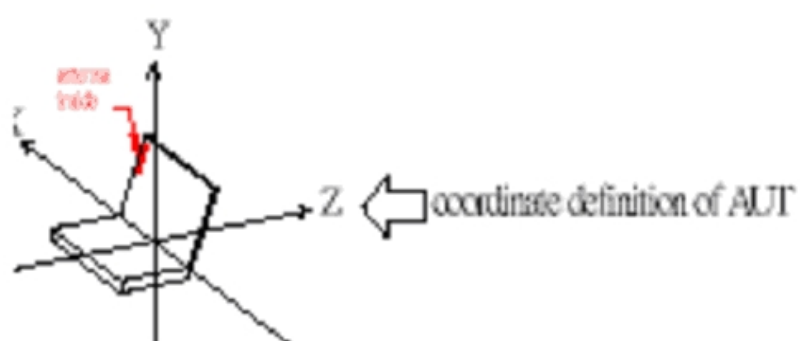
TEL: (02) 2218-2189
FAX: (02) 2218-5420
URL: www.fvc.com.tw

1.

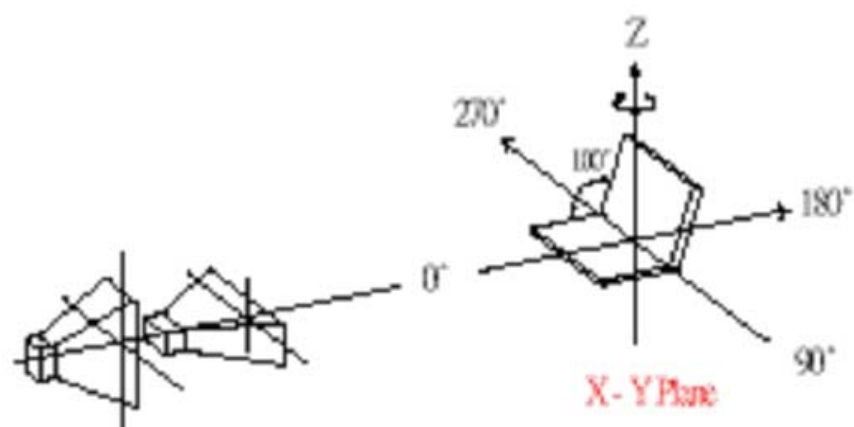
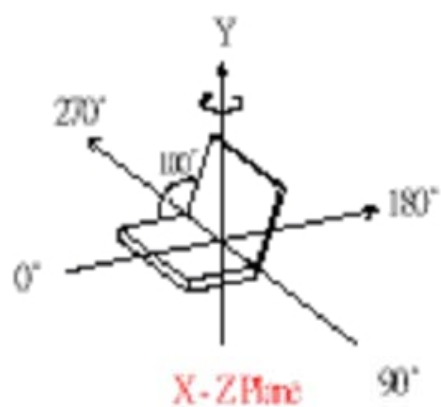
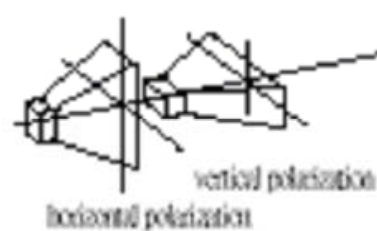
天線測試方法



Coordinate Definition

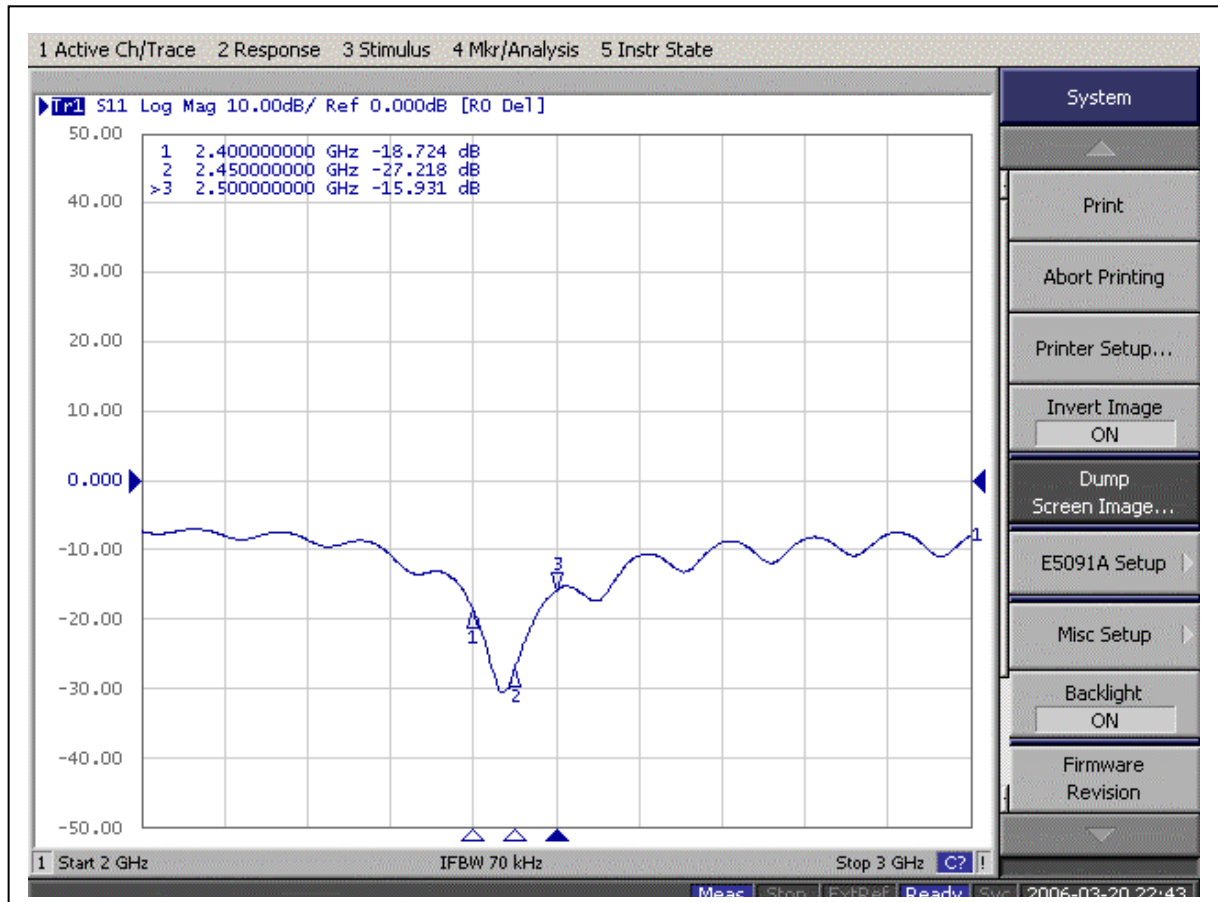


ORN ANTENNA

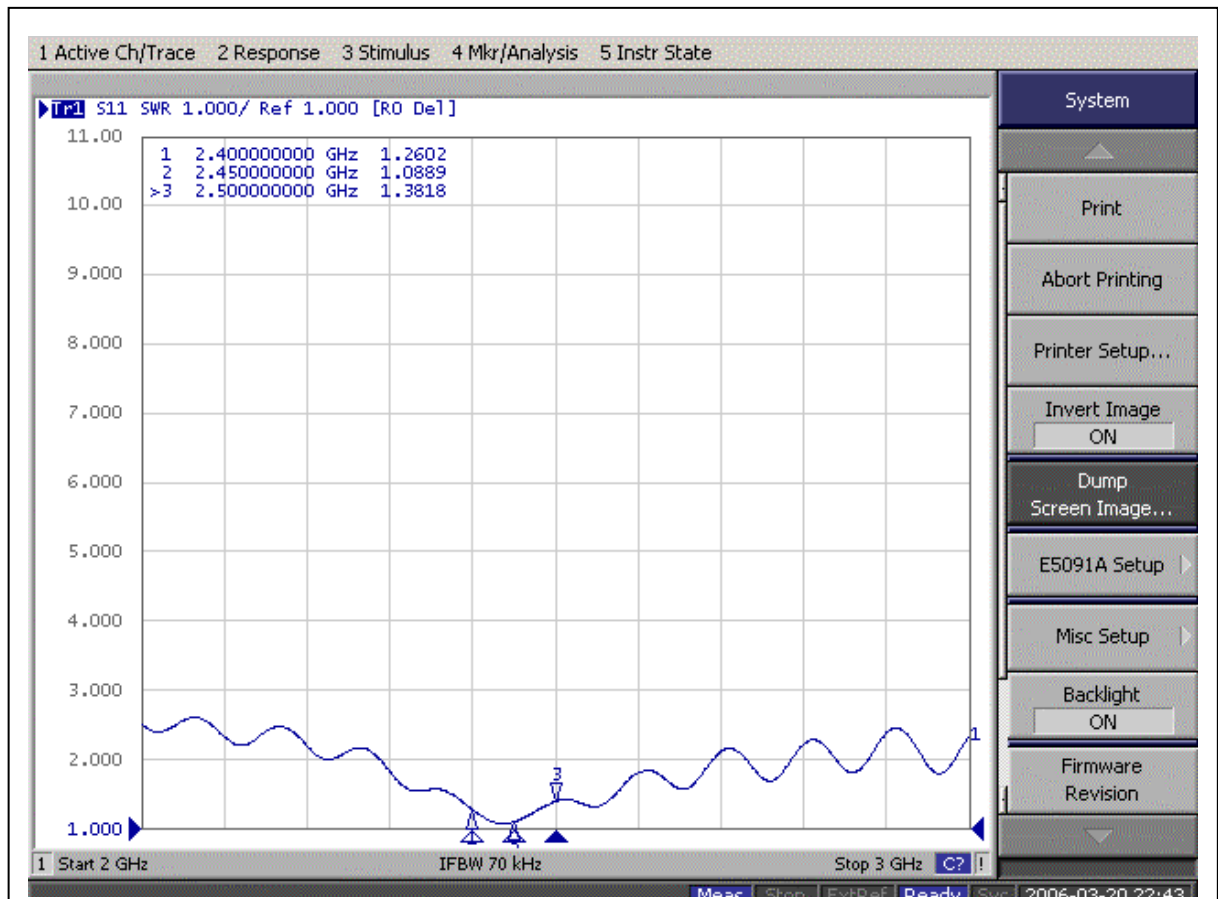


2. WLAN Ant./ (LEFT)

2.4~2.5GHZ / Return Loss

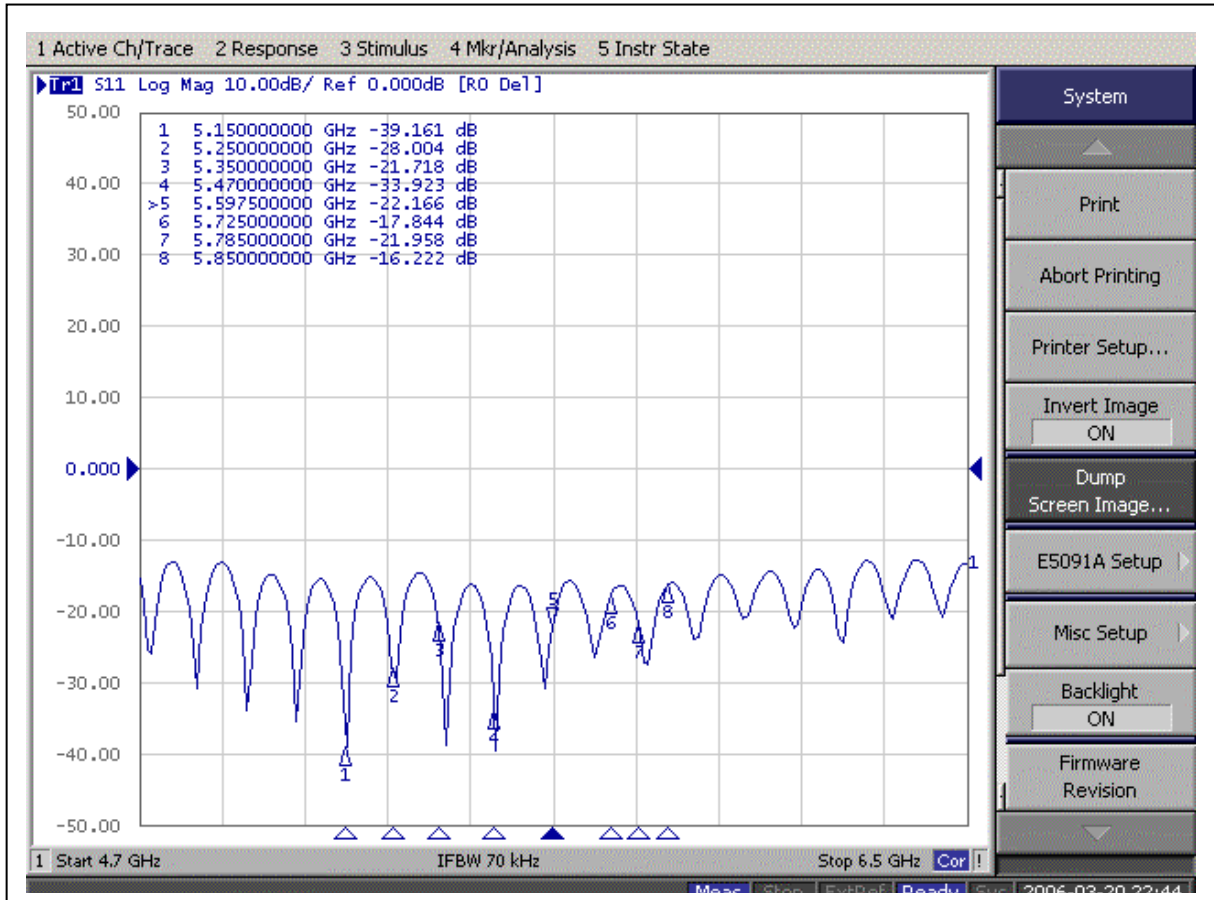


2.4~2.5GHZ / VSWR

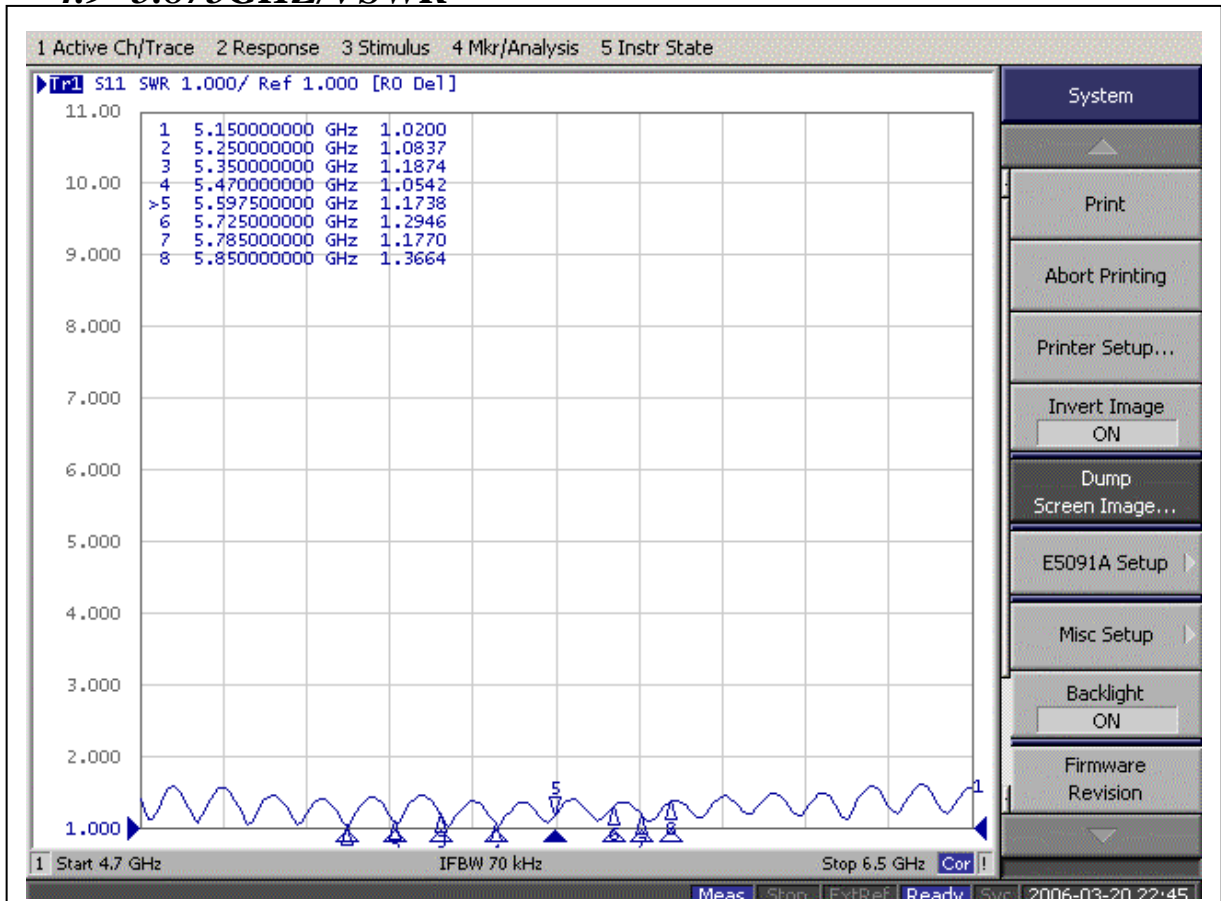


WLAN Ant./ (LEFT)

4.9~5.875GHZ/Return Loss

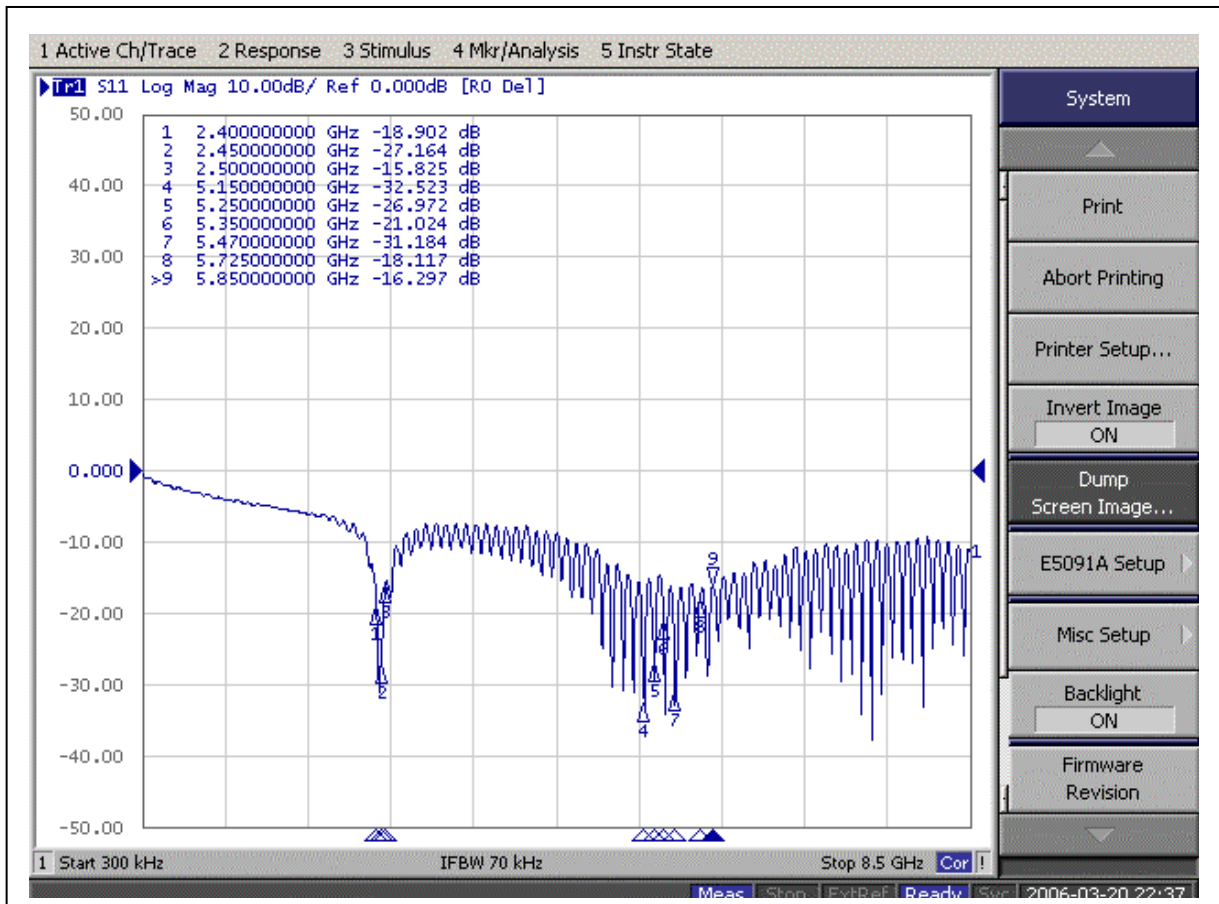


4.9~5.875GHZ/VSWR

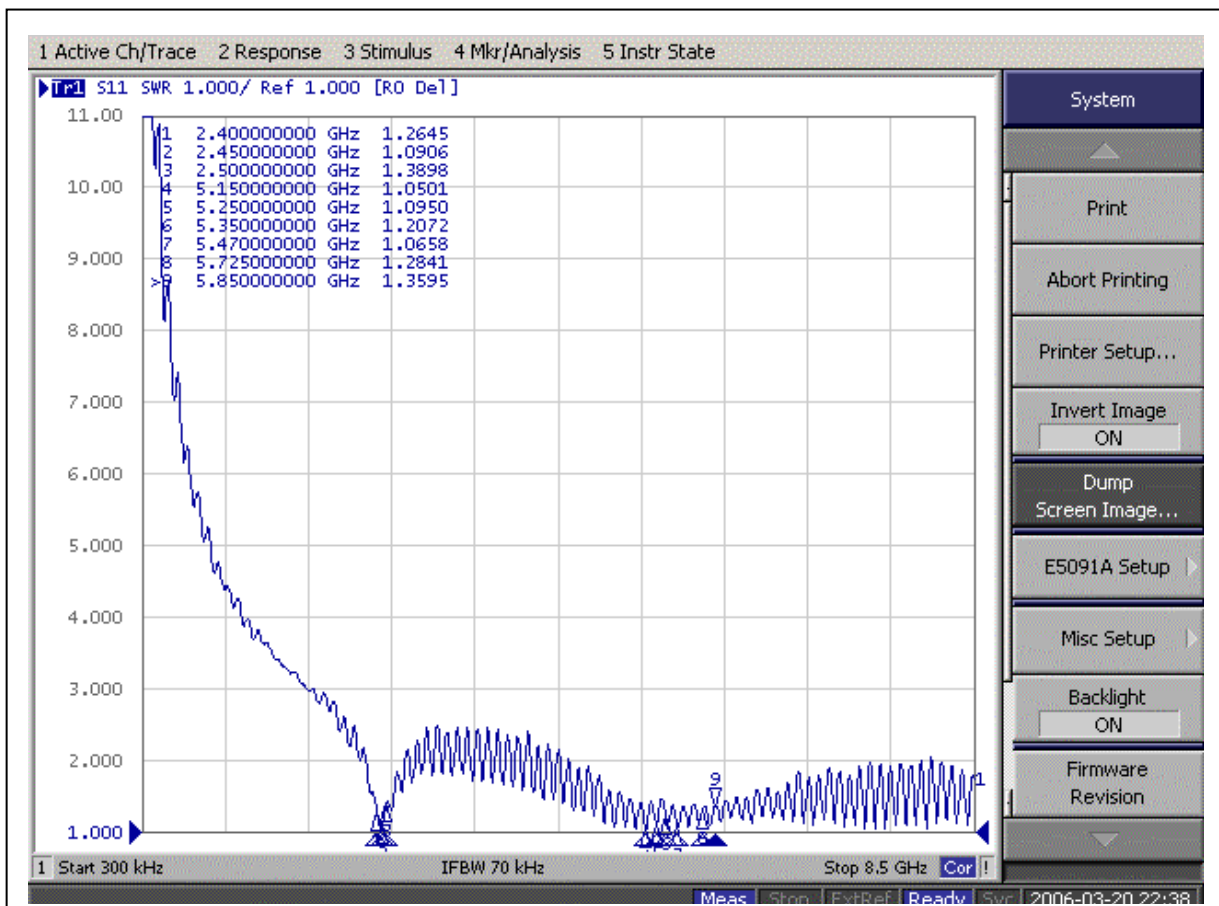


WLAN Ant./ (LEFT)

2.4~2.5GHZ & 5.15~5.875GHZ / Return Loss



2.4~2.5GHZ & 5.15~5.875GHZ/VSWR



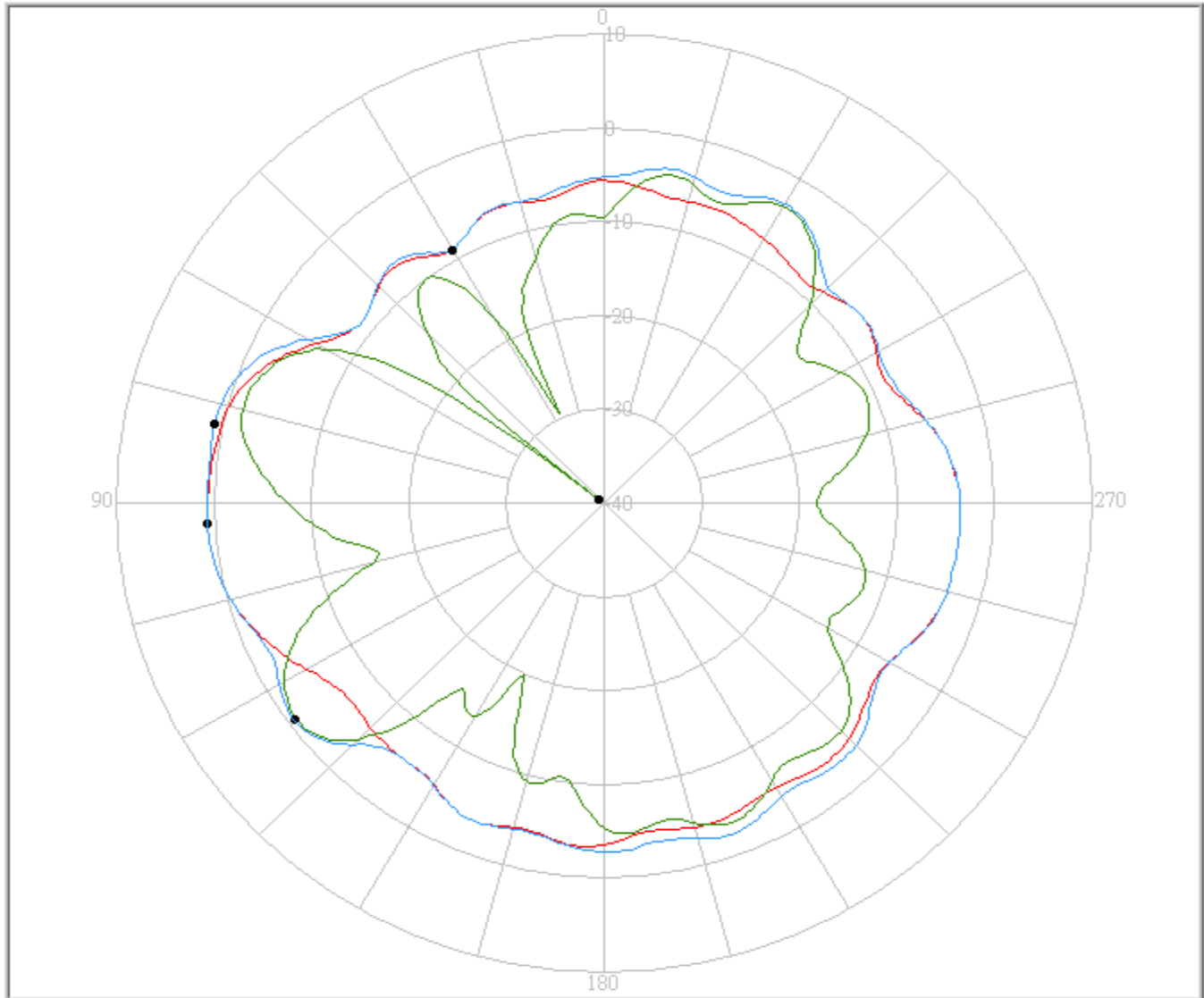
3. Gain & Pattern –LEFT

a. 2.4GHz



FAVORTRON Co. Ltd Antenna Pattern Measurement

4F, No. 108-1, Mn Chuan Rd., Hsin-Tien City, Taipei, Taiwan, R.O.C. Tel:886-2-2218-2189,
Fax:886-2-2218-5760



Pattern	Model No.	Test Mode	Freq(MHz)	Max Gain(dBi)	Min Gain(dBi)	Avg. Gain(dBi)	Source Polar.	Date
1	X721A6	Left	2400.00	0.71 / 93.00	-8.89 / 30.00	-4.30	Ver.	2006/3/15
2	X721A6	Left	2400.00	-0.89 / 126.00	-39.40 / 52.00	-7.11	Hor.	2006/3/15
3	X721A6	Left	2400.00	0.78 / 78.00	-8.84 / 30.00	-3.46	V+H	2006/3/15

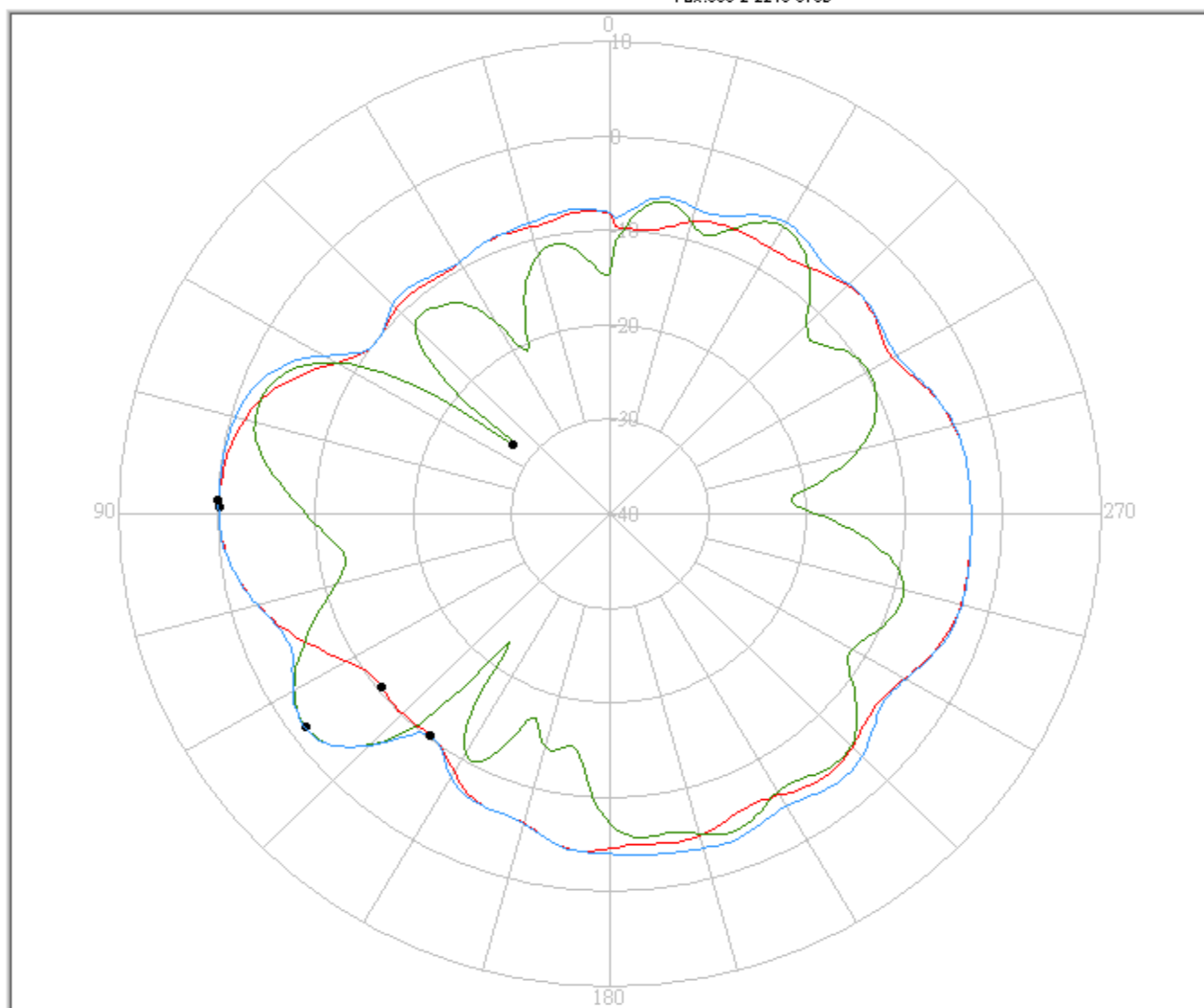
b. 2.45GHz



FAVORTRON Co. Ltd

Antenna Pattern Measurement

4F, No. 108-1, Min Chuan Rd., Hsin-Tien City, Taipei, Taiwan, R.O.C. Tel:886-2-2218-2189,
Fax:886-2-2218-5760



Pattern	Model No.	Test Mode	Freq(MHz)	Max Gain(dBi)	Min Gain(dBi)	Avg. Gain(dBi)	Source Polar.	Date
1	X721A6	Left	2450.00	-0.17 / 89.00	-10.38 / 128.00	-5.20	Ver.	2006/3/15
2	X721A6	Left	2450.00	-1.66 / 126.00	-27.70 / 53.00	-7.80	Hor.	2006/3/15
3	X721A6	Left	2450.00	-0.12 / 88.00	-10.23 / 142.00	-4.29	V+H	2006/3/15

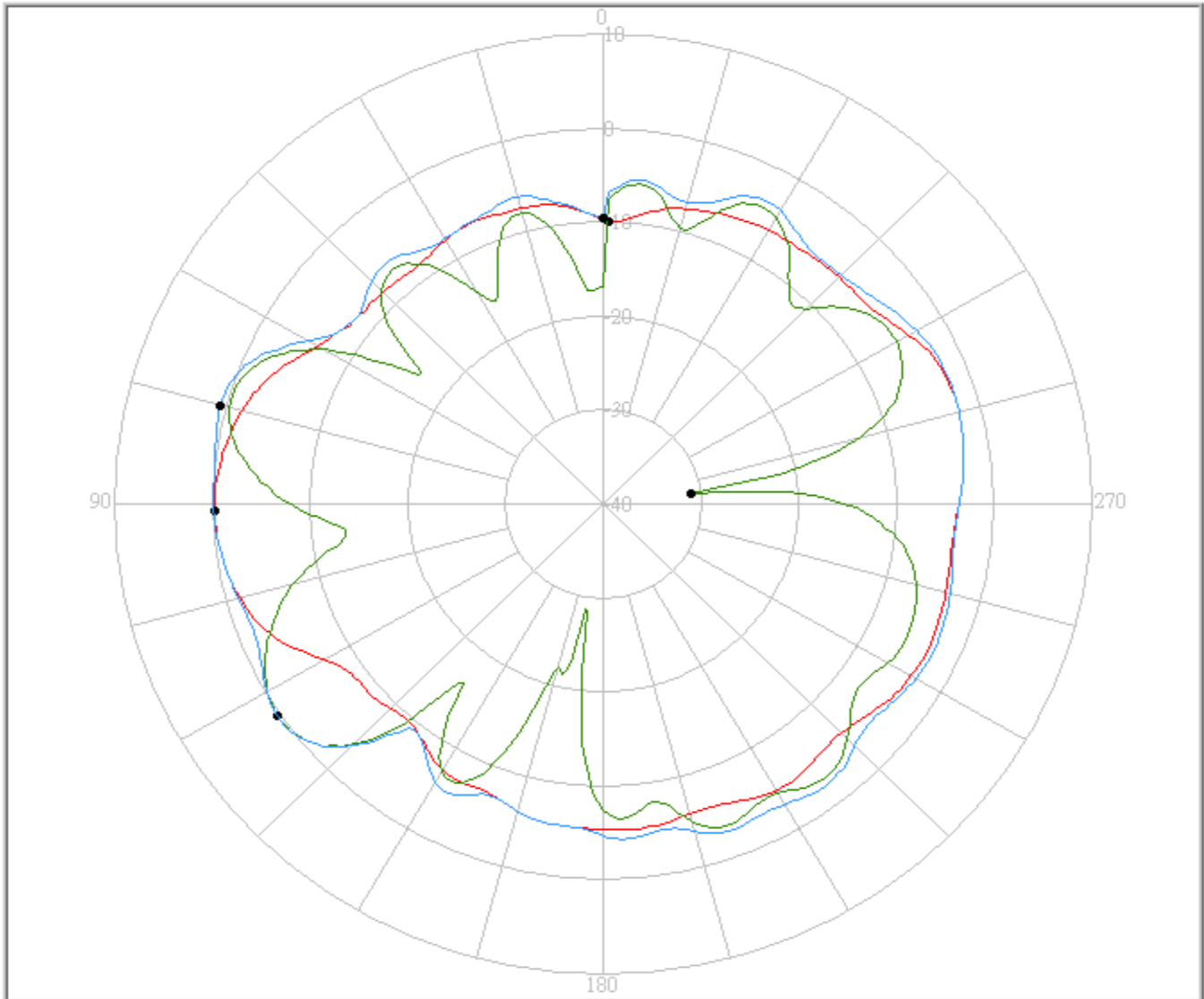
c. 2.5GHz



FAVORTRON Co. Ltd

Antenna Pattern Measurement

4F, No. 108-1, Min Chuan Rd., Hsin-Tien City, Taipei, Taiwan, R.O.C. Tel:886-2-2218-2189,
Fax:886-2-2218-5760



Pattern	Model No.	Test Mode	Freq(MHz)	Max Gain(dBi)	Min Gain(dBi)	Avg. Gain(dBi)	Source Polar.	Date
1	X721A6	Left	2500.00	-0.16 / 91.00	-10.05 / 359.00	-4.75	Ver.	2006/3/15
2	X721A6	Left	2500.00	0.24 / 124.00	-30.90 / 277.00	-6.04	Hor.	2006/3/15
3	X721A6	Left	2500.00	0.53 / 75.00	-9.62 / 0.00	-3.42	V+H	2006/3/15

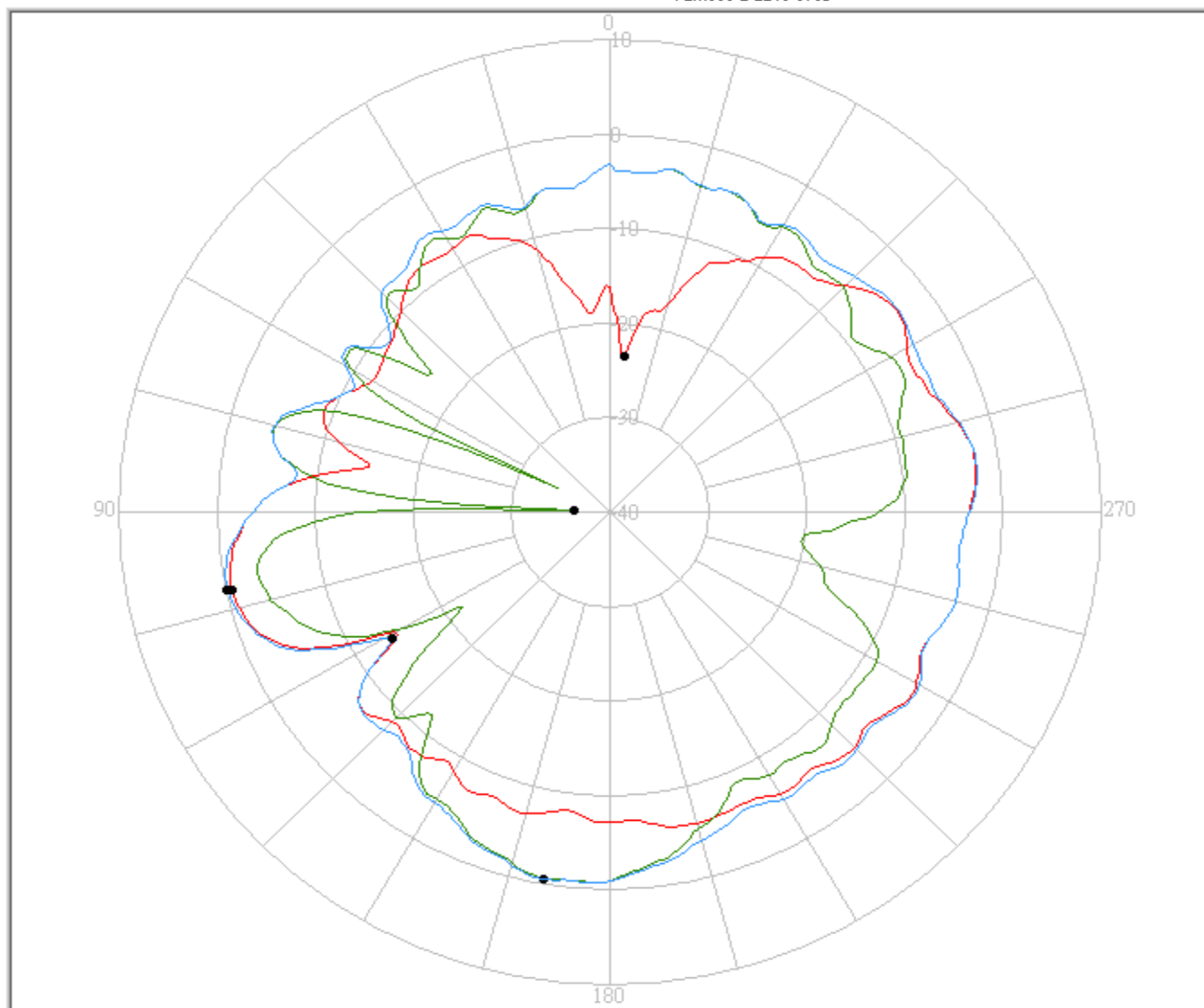
d. 4.9GHz



FAVORTRON Co. Ltd

Antenna Pattern Measurement

4F, No. 108-1, Mn Chuan Rd., Hsin-Tien City, Taipei, Taiwan, R.O.C. Tel:886-2-2218-2189,
Fax:886-2-2218-5760



Pattern	Model No.	Test Mode	Freq(MHz)	Max Gain(dBi)	Min Gain(dBi)	Avg. Gain(dBi)	Source Polar.	Date
1	X721A6	Left	4900.00	-0.63 / 102.00	-23.40 / 355.00	-6.20	Ver.	2006/3/15
2	X721A6	Left	4900.00	-0.66 / 170.00	-36.27 / 88.00	-6.27	Hor.	2006/3/15
3	X721A6	Left	4900.00	-0.17 / 102.00	-14.09 / 121.00	-4.19	V+H	2006/3/15

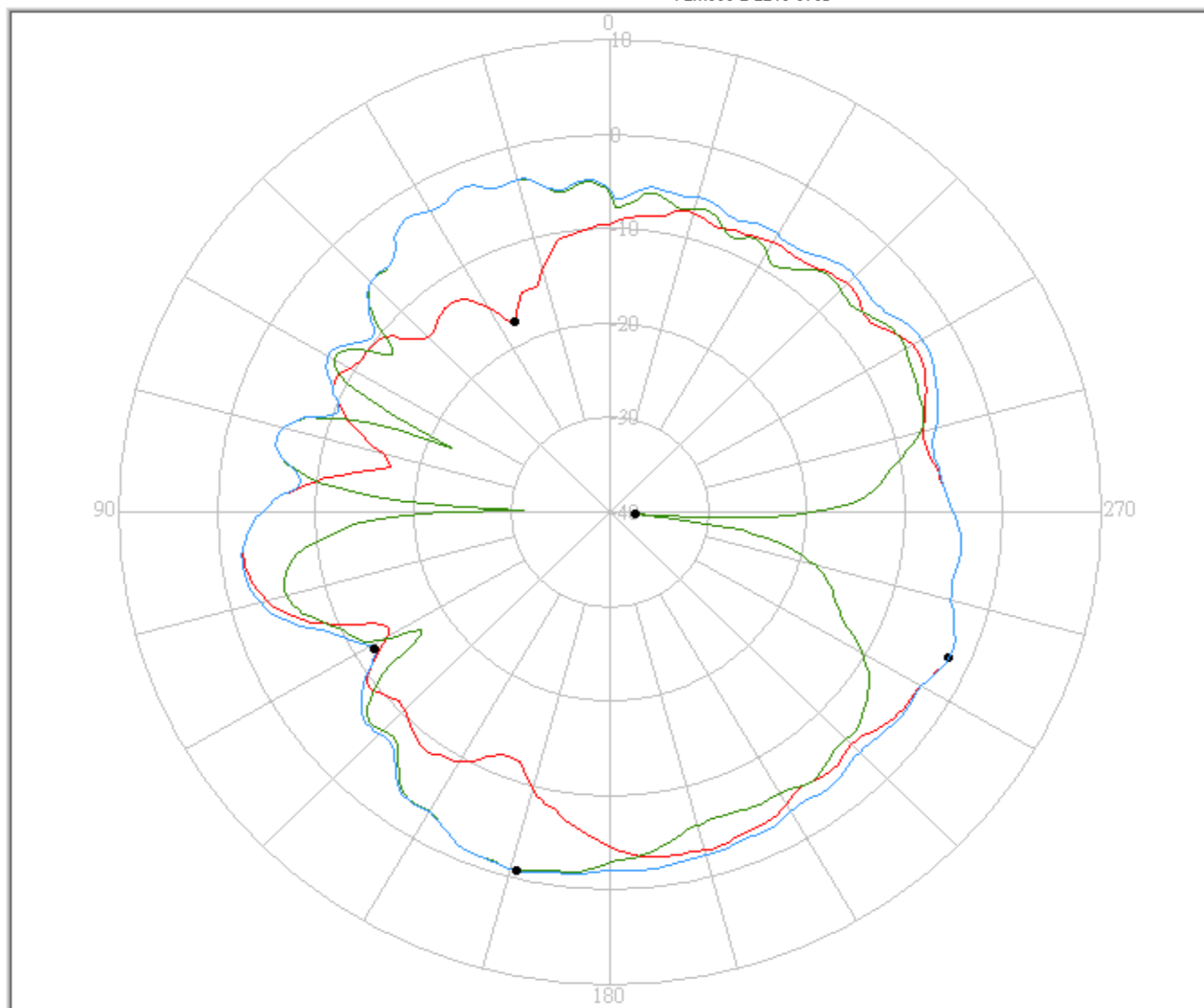
e. 5.075GHz



FAVORTRON Co. Ltd

Antenna Pattern Measurement

4F, No. 108-1, Mn Chuan Rd., Hsin-Tien City, Taipei, Taiwan, R.O.C. Tel:886-2-2218-2189, Fax:886-2-2218-5760



Pattern	Model No.	Test Mode	Freq(MHz)	Max Gain(dBi)	Min Gain(dBi)	Avg. Gain(dBi)	Source Polar.	Date
1	X721A6	Left	5075.00	-2.23 / 246.00	-17.67 / 26.00	-6.42	Ver.	2006/3/15
2	X721A6	Left	5075.00	-0.96 / 166.00	-37.38 / 265.00	-6.04	Hor.	2006/3/15
3	X721A6	Left	5075.00	-0.90 / 166.00	-11.94 / 121.00	-4.20	V+H	2006/3/15

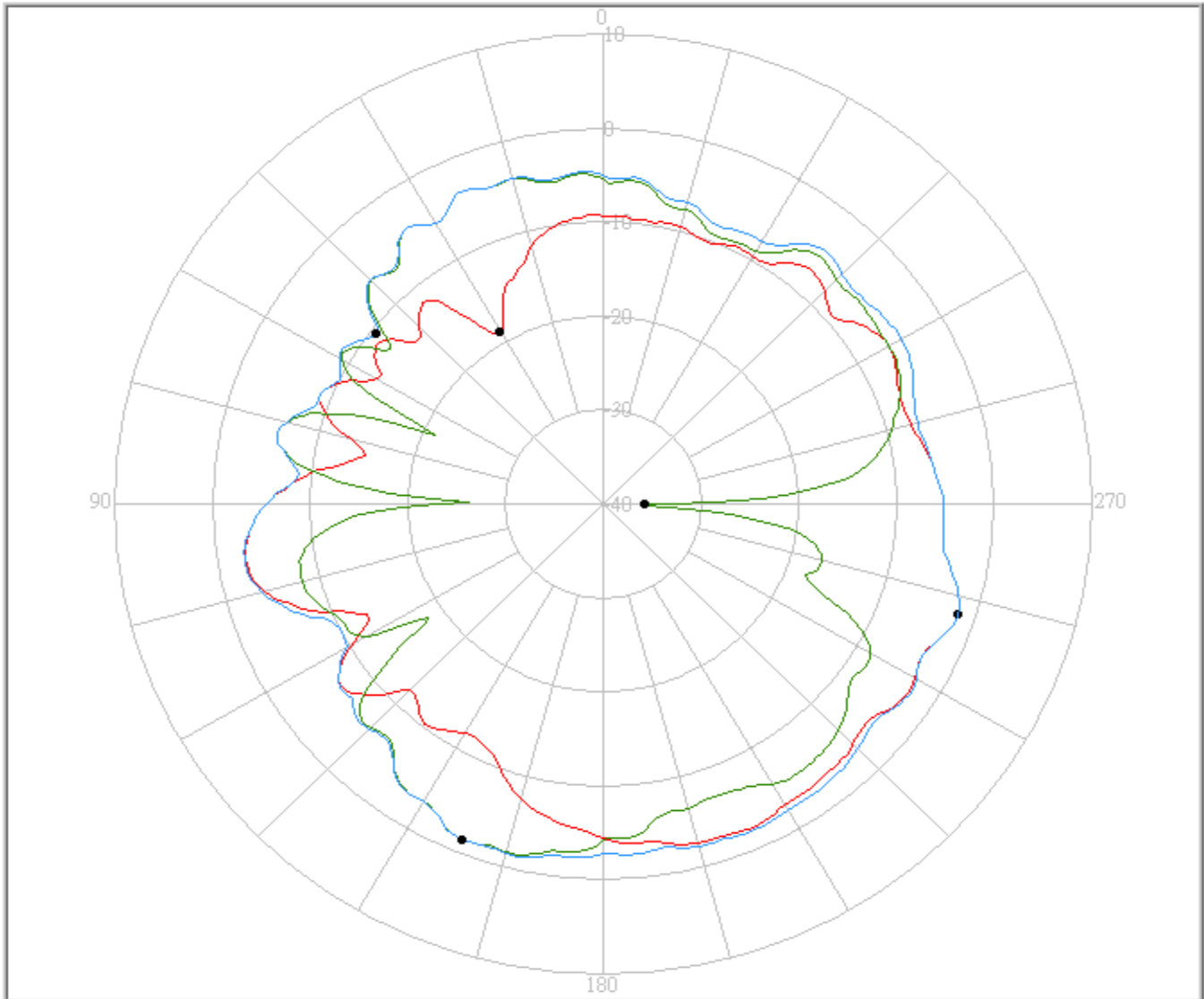
f. 5.15GHz



FAVORTRON Co. Ltd

Antenna Pattern Measurement

4F, No. 108-1, Mn Chuan Rd., Hsin-Tien City, Taipei, Taiwan, R.O.C. Tel:886-2-2218-2189,
Fax:886-2-2218-5760



Pattern	Model No.	Test Mode	Freq(MHz)	Max Gain(dBi)	Min Gain(dBi)	Avg. Gain(dBi)	Source Polar.	Date
1	X721A6	Left	5150.00	-1.90 / 252.00	-18.88 / 30.00	-6.49	Ver.	2006/3/15
2	X721A6	Left	5150.00	-1.48 / 158.00	-35.77 / 269.00	-6.63	Hor.	2006/3/15
3	X721A6	Left	5150.00	-1.45 / 158.00	-10.45 / 52.00	-4.52	V+H	2006/3/15

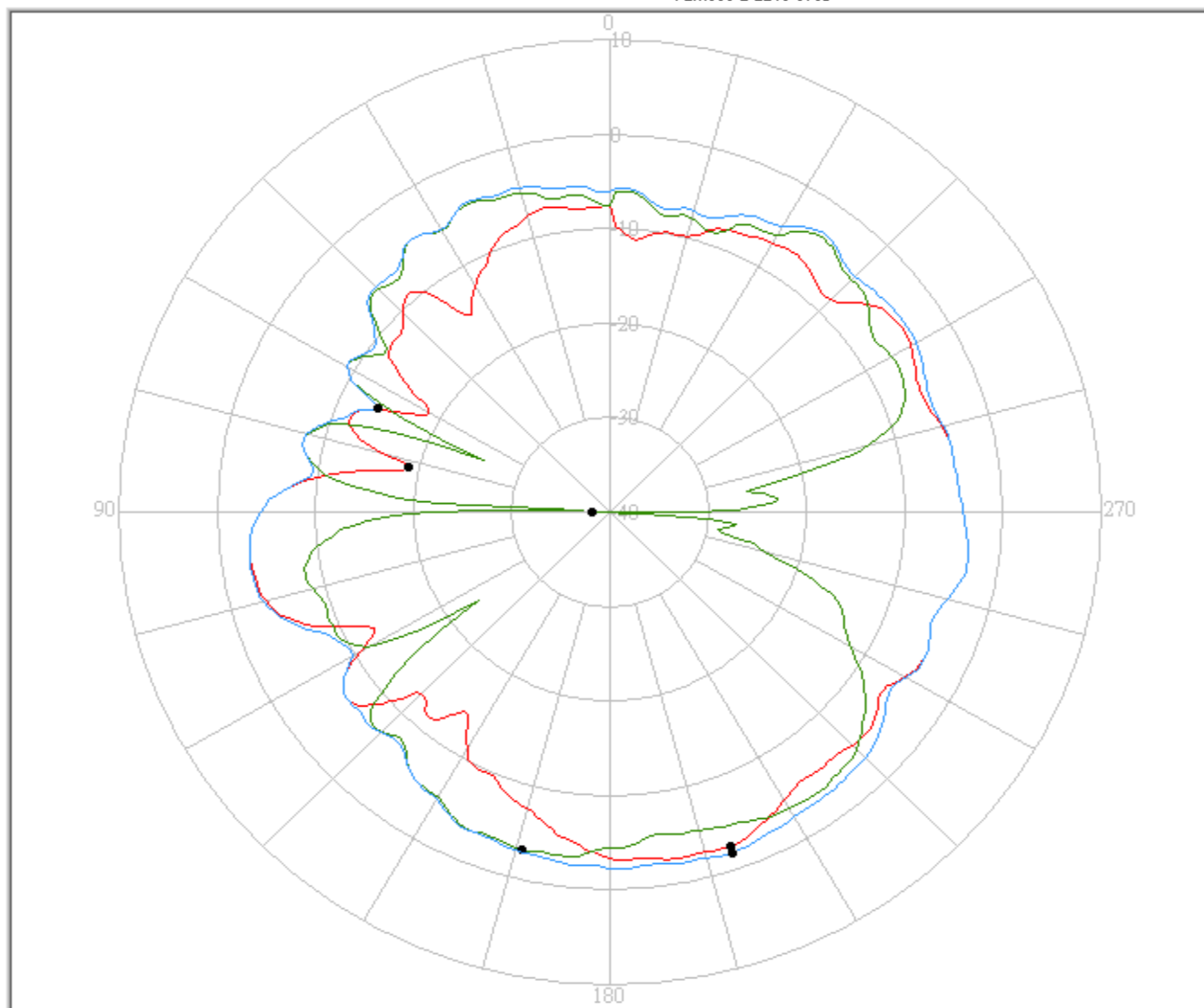
g. 5.25GHz



FAVORTRON Co. Ltd

Antenna Pattern Measurement

4F, No. 108-1, Mn Chuan Rd., Hsin-Tien City, Taipei, Taiwan, R.O.C. Tel:886-2-2218-2189,
Fax:886-2-2218-5760



Pattern	Model No.	Test Mode	Freq(MHz)	Max Gain(dBi)	Min Gain(dBi)	Avg. Gain(dBi)	Source Polar.	Date
1	X721A6	Left	5250.00	-2.56 / 199.00	-18.95 / 77.00	-6.36	Ver.	2006/3/15
2	X721A6	Left	5250.00	-3.18 / 166.00	-41.91 / 268.00	-6.86	Hor.	2006/3/15
3	X721A6	Left	5250.00	-1.90 / 199.00	-13.93 / 65.00	-4.67	V+H	2006/3/15

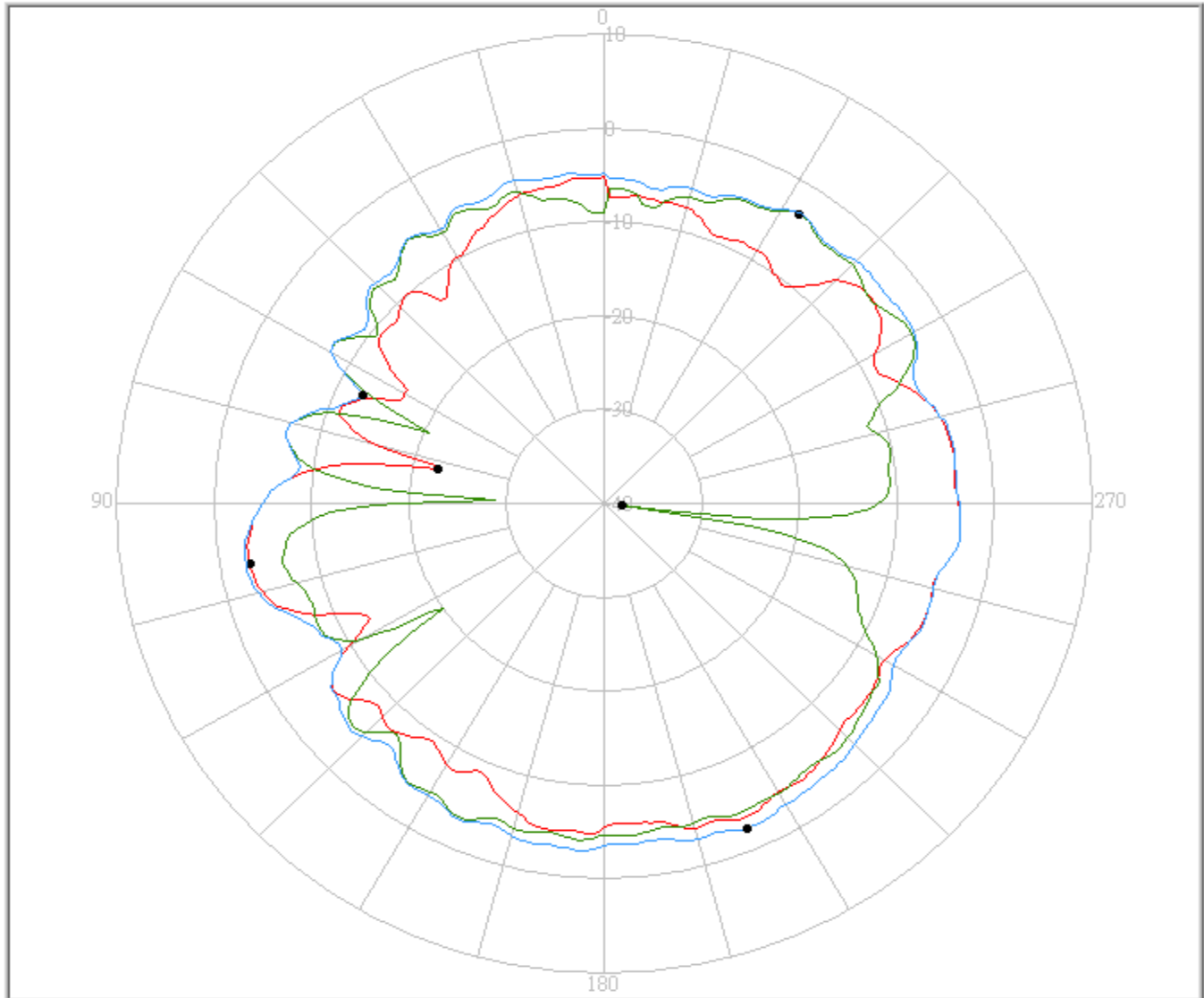
Hz. 5.35GHz



FAVORTRON Co. Ltd

Antenna Pattern Measurement

4F, No. 108-1, Mn Chuan Rd., Hsin-Tien City, Taipei, Taiwan, R.O.C. Tel:886-2-2218-2189,
Fax:886-2-2218-5760



Pattern	Model No.	Test Mode	Freq(MHz)	Max Gain(dBi)	Min Gain(dBi)	Avg. Gain(dBi)	Source Polar.	Date
1	X721A6	Left	5350.00	-3.12 / 100.00	-22.56 / 78.00	-6.40	Ver.	2006/3/15
2	X721A6	Left	5350.00	-3.25 / 327.00	-38.17 / 262.00	-6.43	Hor.	2006/3/15
3	X721A6	Left	5350.00	-2.37 / 203.00	-12.67 / 65.00	-4.60	V+H	2006/3/15

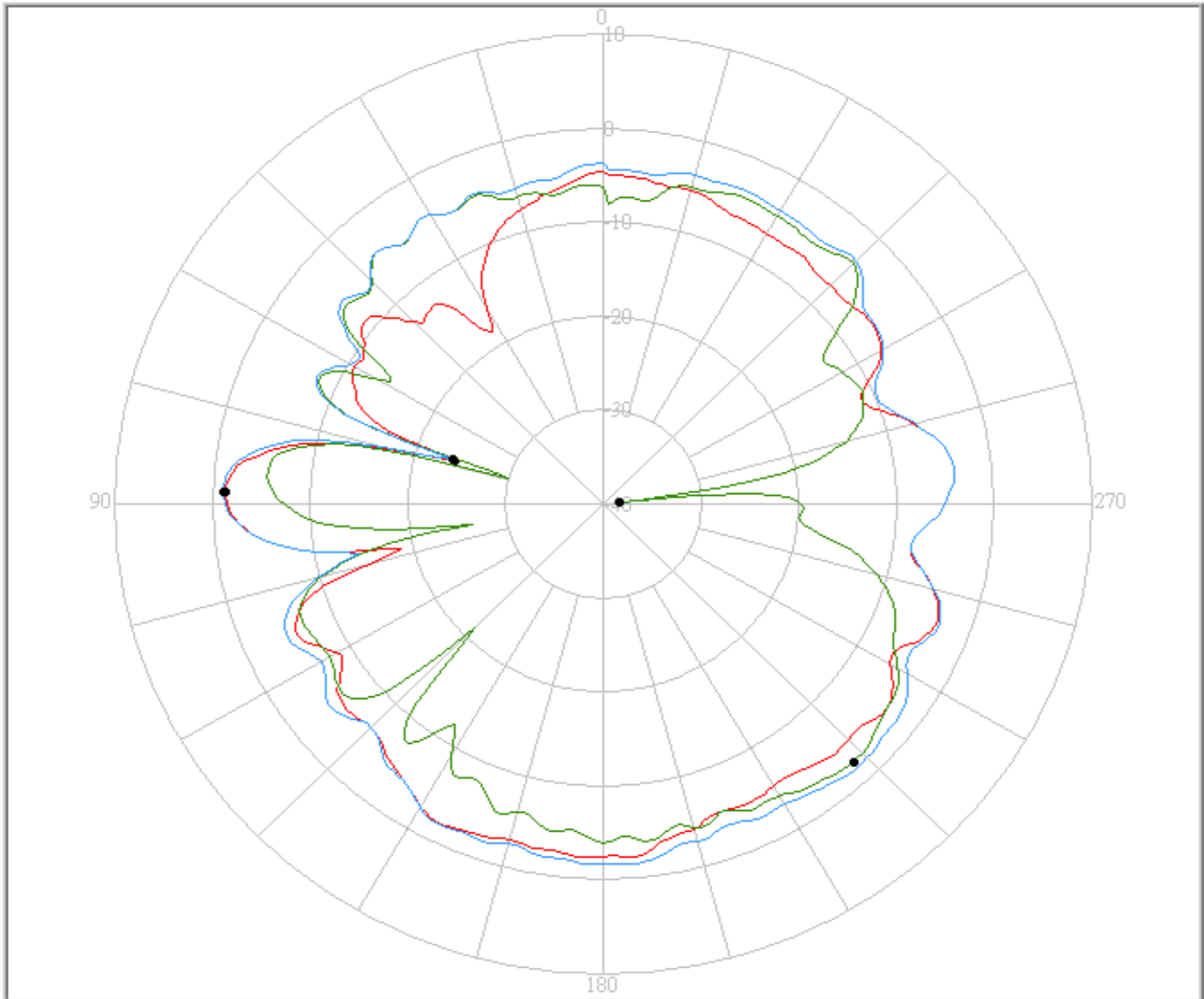
i. 5.47GHz



FAVORTRON Co. Ltd

Antenna Pattern Measurement

4F, No. 108-1, Mn Chuan Rd., Hsin-Tien City, Taipei, Taiwan, R.O.C. Tel:886-2-2218-2189,
Fax:886-2-2218-5760



Pattern	Model No.	Test Mode	Freq(MHz)	Max Gain(dBi)	Min Gain(dBi)	Avg. Gain(dBi)	Source Polar.	Date
1	X721A6	Left	5470.00	-1.30 / 88.00	-24.17 / 73.00	-5.64	Ver.	2006/3/15
2	X721A6	Left	5470.00	-2.48 / 223.00	-38.36 / 276.00	-6.55	Hor.	2006/3/15
3	X721A6	Left	5470.00	-1.08 / 88.00	-23.95 / 73.00	-4.27	V+H	2006/3/15

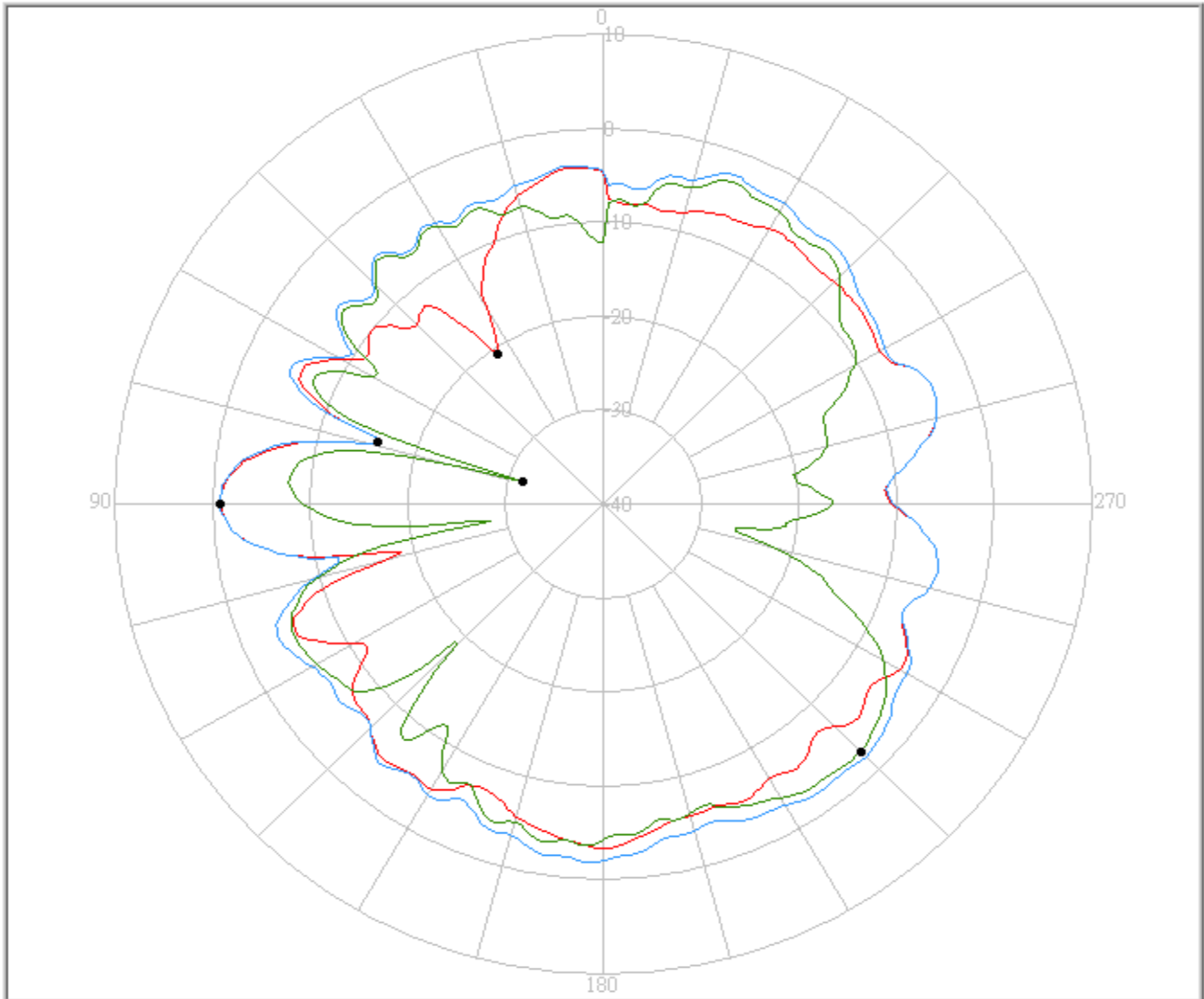
j. 5.597GHz



FAVORTRON Co. Ltd

Antenna Pattern Measurement

4F, No. 108-1, Mn Chuan Rd., Hsin-Tien City, Taipei, Taiwan, R.O.C. Tel:886-2-2218-2189,
Fax:886-2-2218-5760



Pattern	Model No.	Test Mode	Freq(MHz)	Max Gain(dBi)	Min Gain(dBi)	Avg. Gain(dBi)	Source Polar.	Date
1	X721A6	Left	5597.50	-0.86 / 90.00	-20.74 / 34.00	-6.28	Ver.	2006/3/15
2	X721A6	Left	5597.50	-2.72 / 225.00	-31.35 / 74.00	-6.95	Hor.	2006/3/15
3	X721A6	Left	5597.50	-0.80 / 90.00	-16.07 / 74.00	-4.54	V+H	2006/3/15

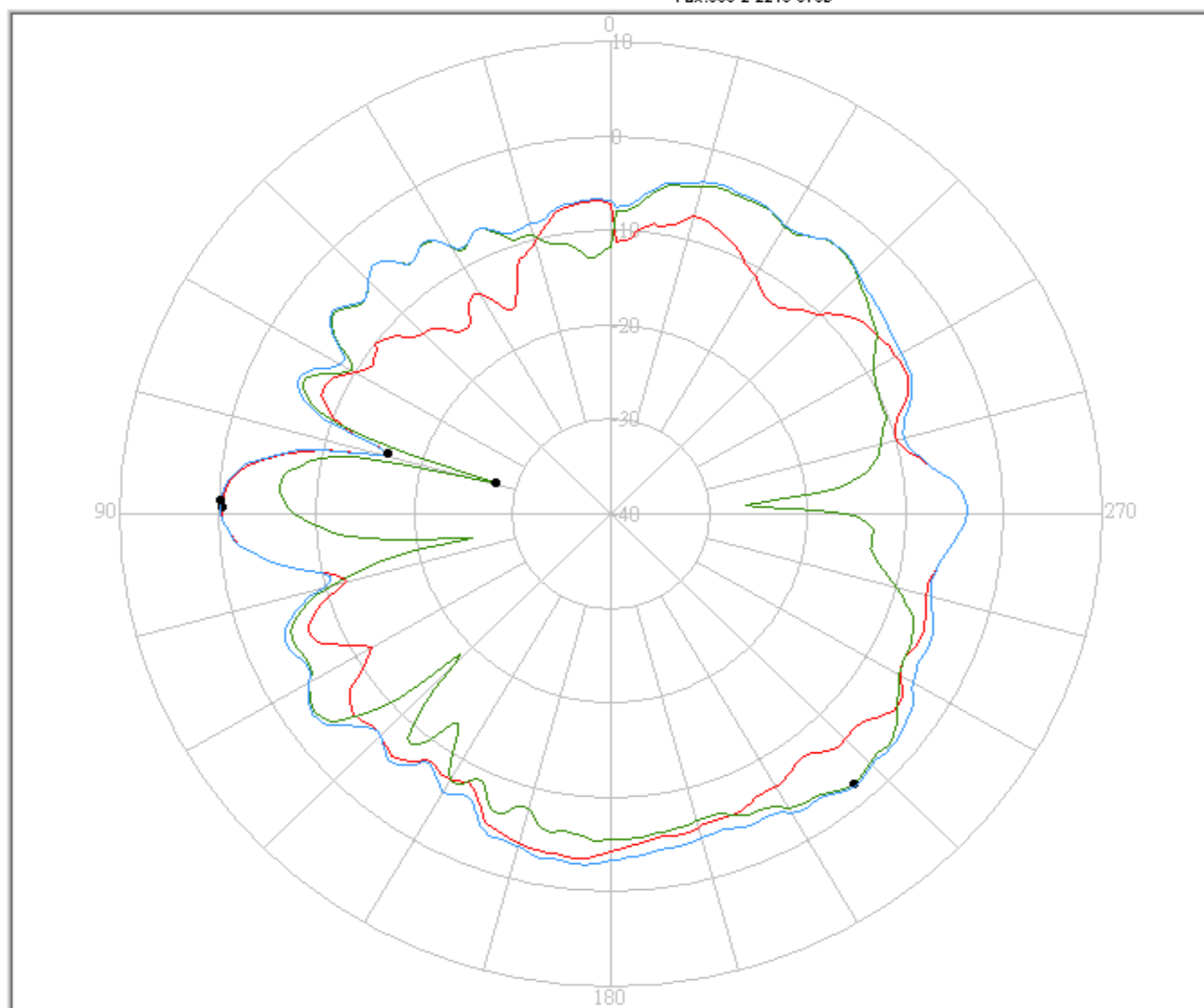
k. 5.725GHz



FAVORTRON Co. Ltd

Antenna Pattern Measurement

4F, No. 108-1, Mn Chuan Rd., Hsin-Tien City, Taipei, Taiwan, R.O.C. Tel:886-2-2218-2189,
Fax:886-2-2218-5760



Pattern	Model No.	Test Mode	Freq(MHz)	Max Gain(dBi)	Min Gain(dBi)	Avg. Gain(dBi)	Source Polar.	Date
1	X721A6	Left	5725.00	-0.38 / 89.00	-16.43 / 74.00	-6.72	Ver.	2006/3/15
2	X721A6	Left	5725.00	-2.24 / 221.00	-27.85 / 74.00	-6.54	Hor.	2006/3/15
3	X721A6	Left	5725.00	-0.29 / 88.00	-16.42 / 74.00	-4.72	V+H	2006/3/15

1. 5.785GHz

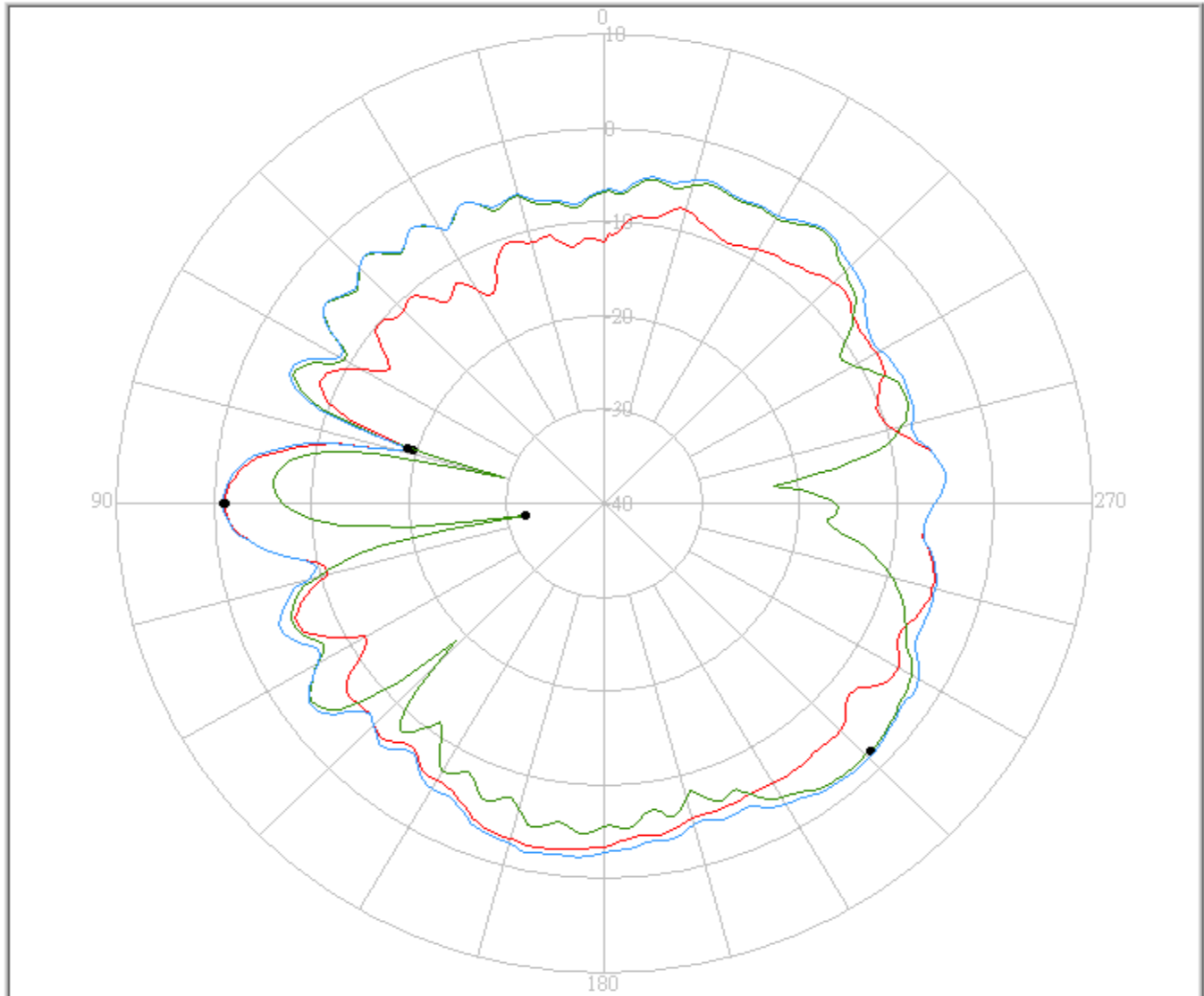


Service for Customer Satisfaction
FAVORTRON

FAVORTRON Co. Ltd

Antenna Pattern Measurement

4F, No. 108-1, Min Chuan Rd., Hsin-Tien City, Taipei, Taiwan, R.O.C. Tel:886-2-2218-2189,
Fax:886-2-2218-5760



Pattern	Model No.	Test Mode	Freq(MHz)	Max Gain(dBi)	Min Gain(dBi)	Avg. Gain(dBi)	Source Polar.	Date
1	X721A6	Left	5785.00	-1.10 / 90.00	-19.62 / 74.00	-6.62	Ver.	2006/3/15
2	X721A6	Left	5785.00	-1.99 / 226.00	-31.83 / 99.00	-6.21	Hor.	2006/3/15
3	X721A6	Left	5785.00	-0.96 / 90.00	-19.02 / 74.00	-4.55	V+H	2006/3/15

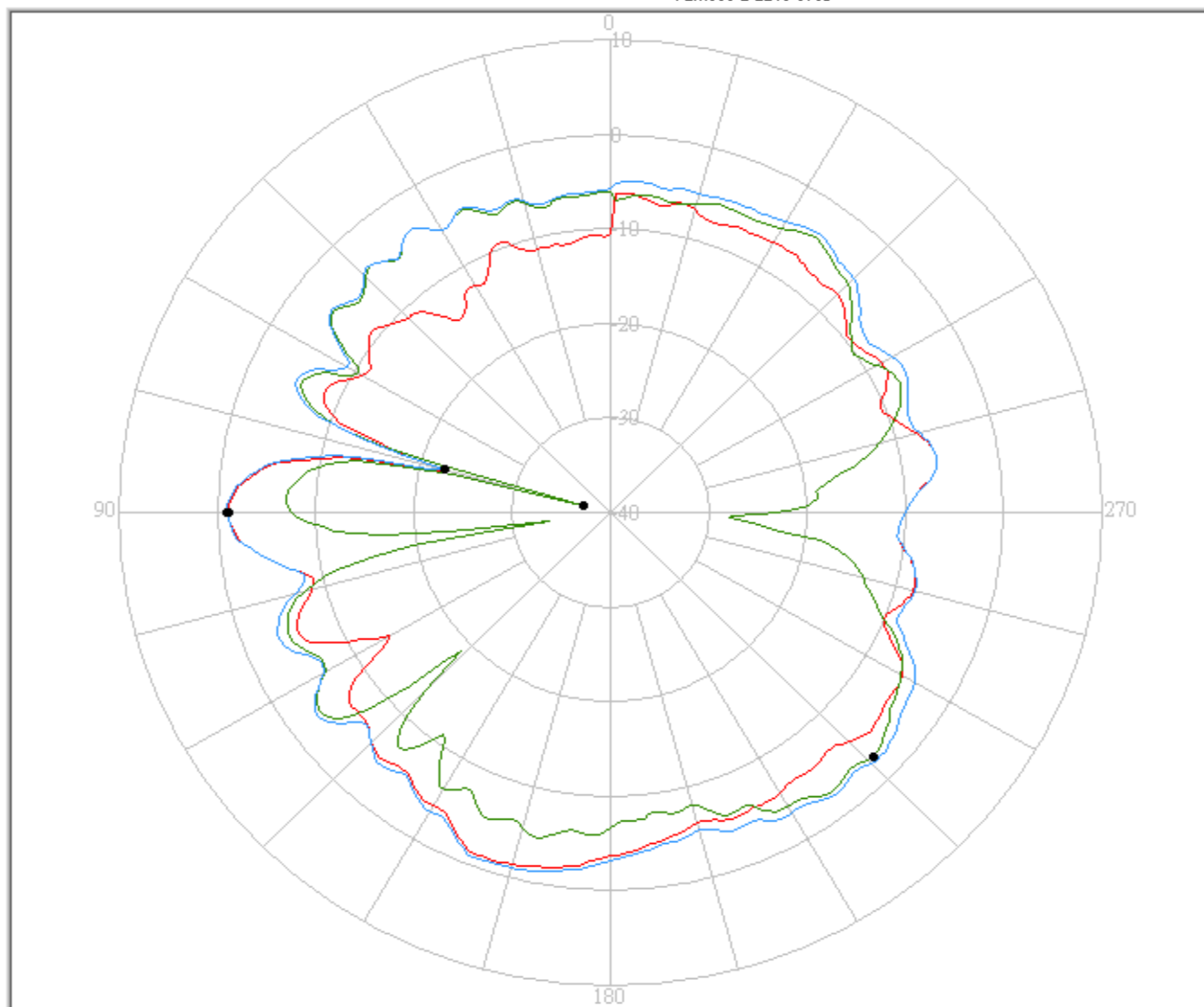
m. 5.85GHz



FAVORTRON Co. Ltd

Antenna Pattern Measurement

4F, No. 108-1, Min Chuan Rd., Hsin-Tien City, Taipei, Taiwan, R.O.C. Tel:886-2-2218-2189,
Fax:886-2-2218-5760



Pattern	Model No.	Test Mode	Freq(MHz)	Max Gain(dBi)	Min Gain(dBi)	Avg. Gain(dBi)	Source Polar.	Date
1	X721A6	Left	5850.00	-1.14 / 90.00	-22.54 / 75.00	-6.41	Ver.	2006/3/15
2	X721A6	Left	5850.00	-2.91 / 226.00	-37.21 / 75.00	-6.68	Hor.	2006/3/15
3	X721A6	Left	5850.00	-1.03 / 90.00	-22.53 / 75.00	-4.71	V+H	2006/3/15

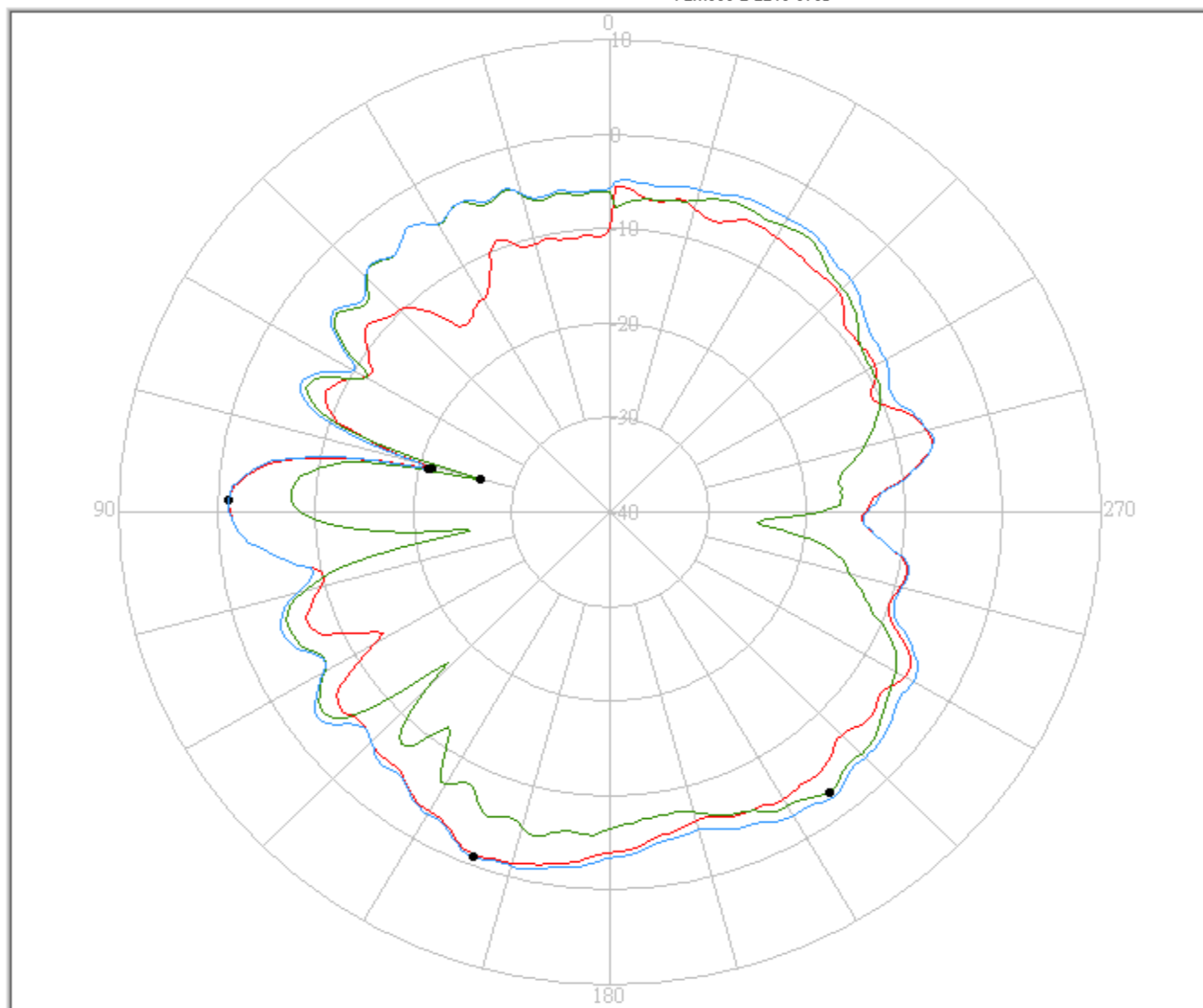
n. 5.875GHz



FAVORTRON Co. Ltd

Antenna Pattern Measurement

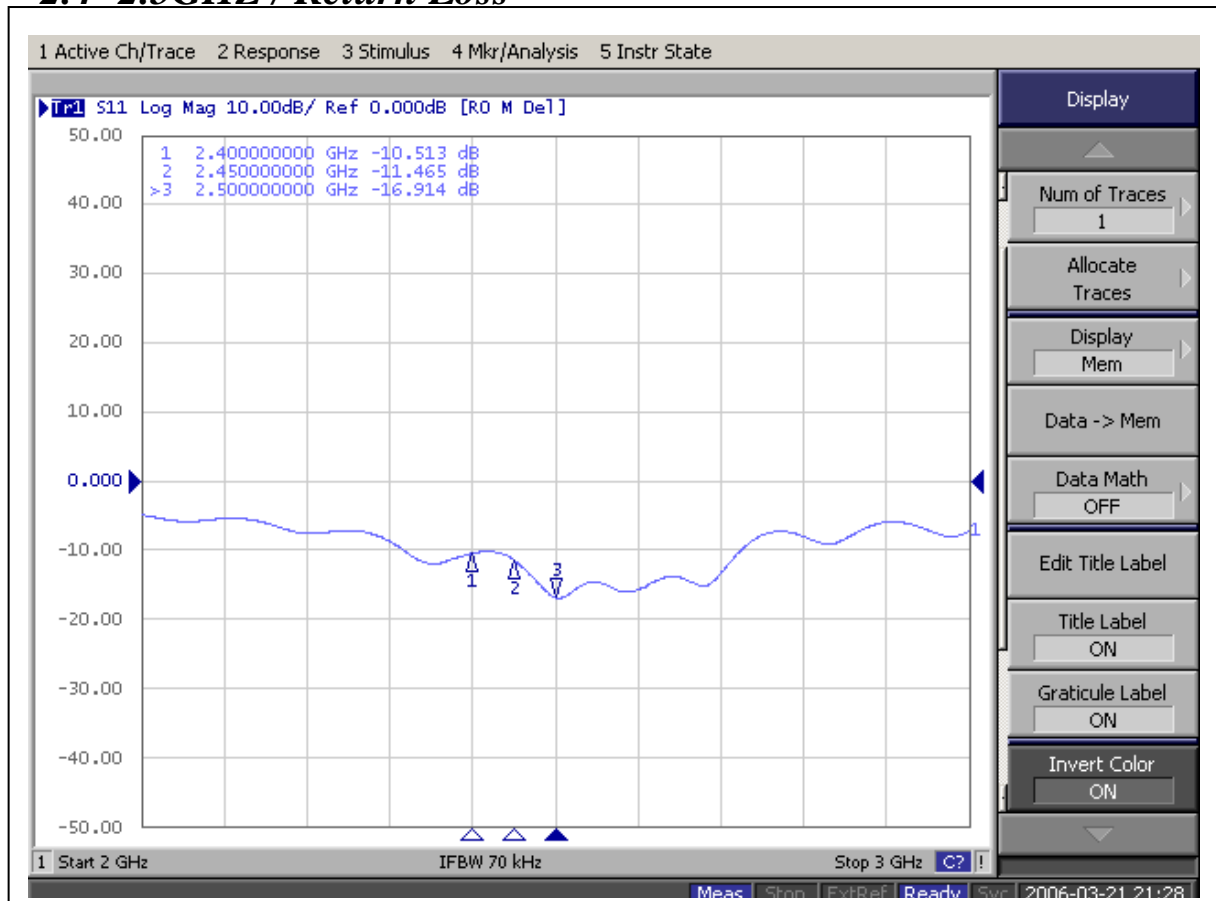
4F, No. 108-1, Mn Chuan Rd., Hsin-Tien City, Taipei, Taiwan, R.O.C. Tel:886-2-2218-2189,
Fax:886-2-2218-5760



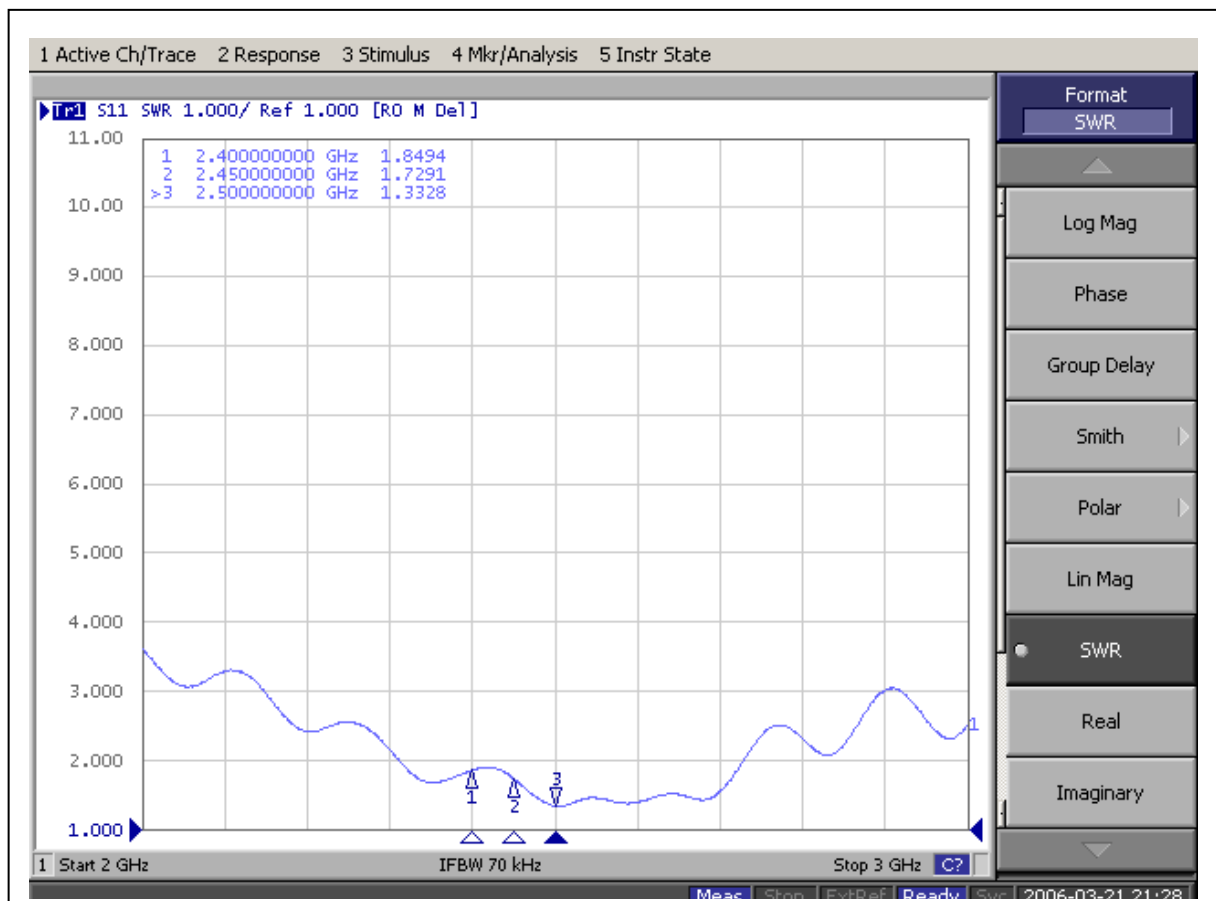
Pattern	Model No.	Test Mode	Freq(MHz)	Max Gain(dBi)	Min Gain(dBi)	Avg. Gain(dBi)	Source Polar.	Date
1	X721A6	Left	5875.00	-1.23 / 88.00	-21.28 / 76.00	-6.40	Ver.	2006/3/15
2	X721A6	Left	5875.00	-2.94 / 217.00	-26.36 / 75.00	-6.76	Hor.	2006/3/15
3	X721A6	Left	5875.00	-0.99 / 159.00	-20.90 / 76.00	-4.75	V+H	2006/3/15

4. WLAN Ant./ (RIGHT)

2.4~2.5GHZ / Return Loss

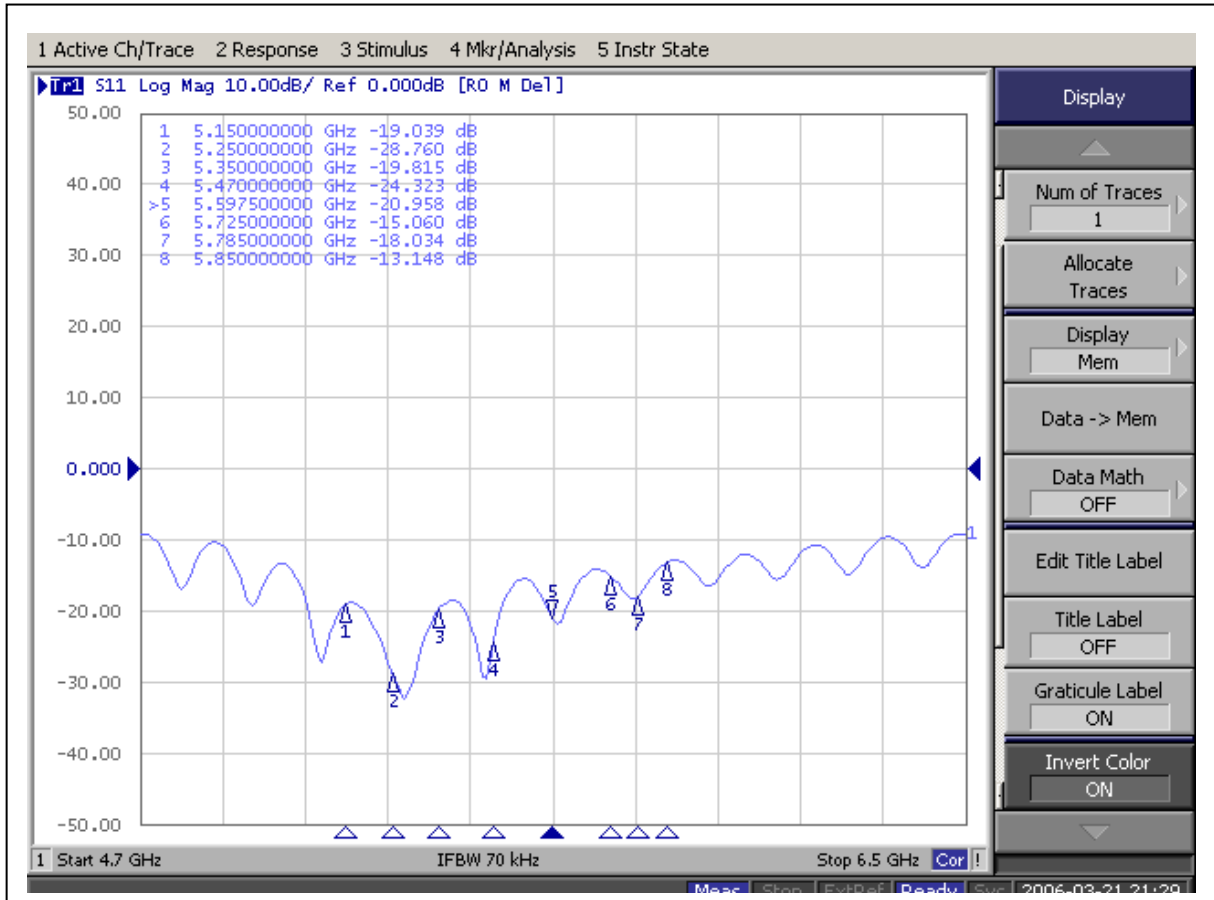


2.4~2.5GHZ / VSWR

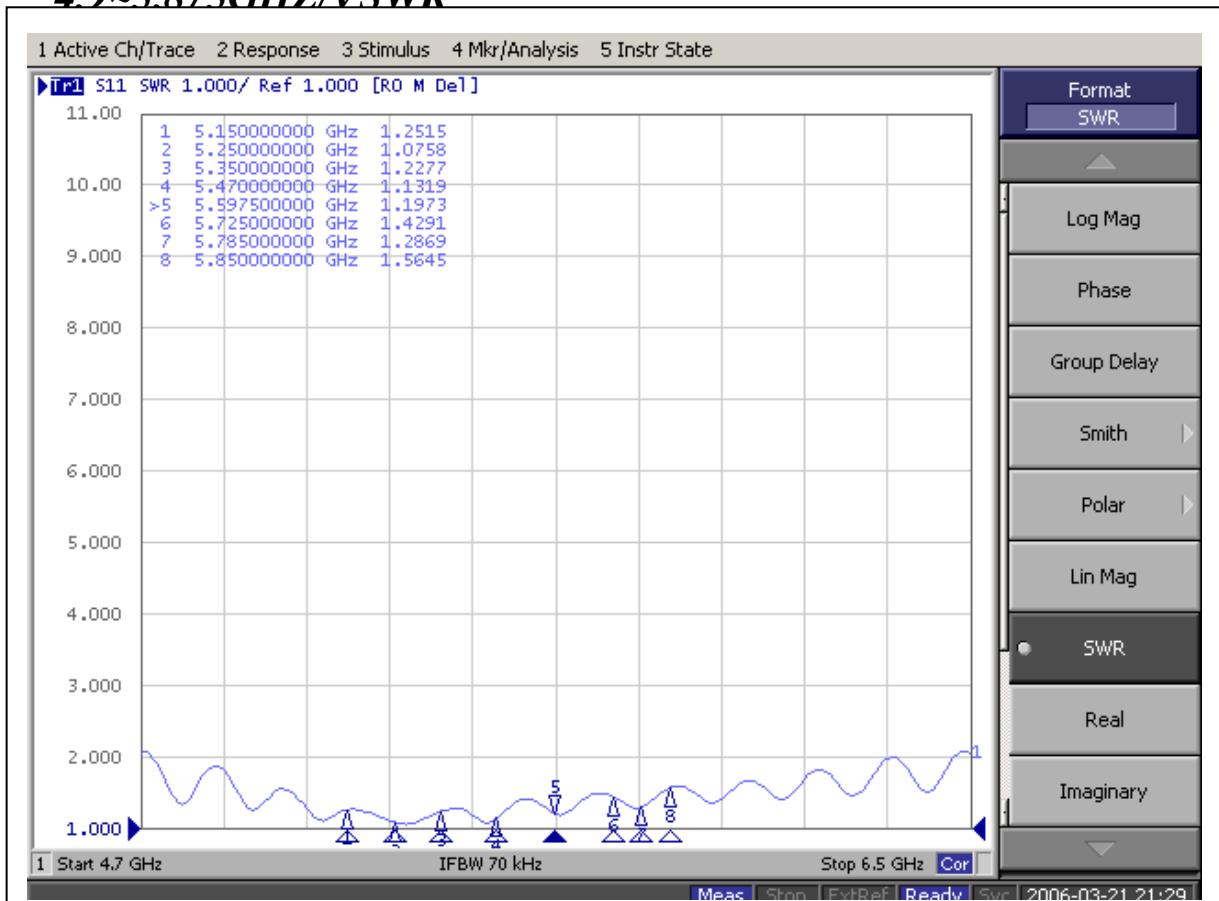


WLAN Ant./ (RIGHT)

4.9~5.875GHZ/Return Loss

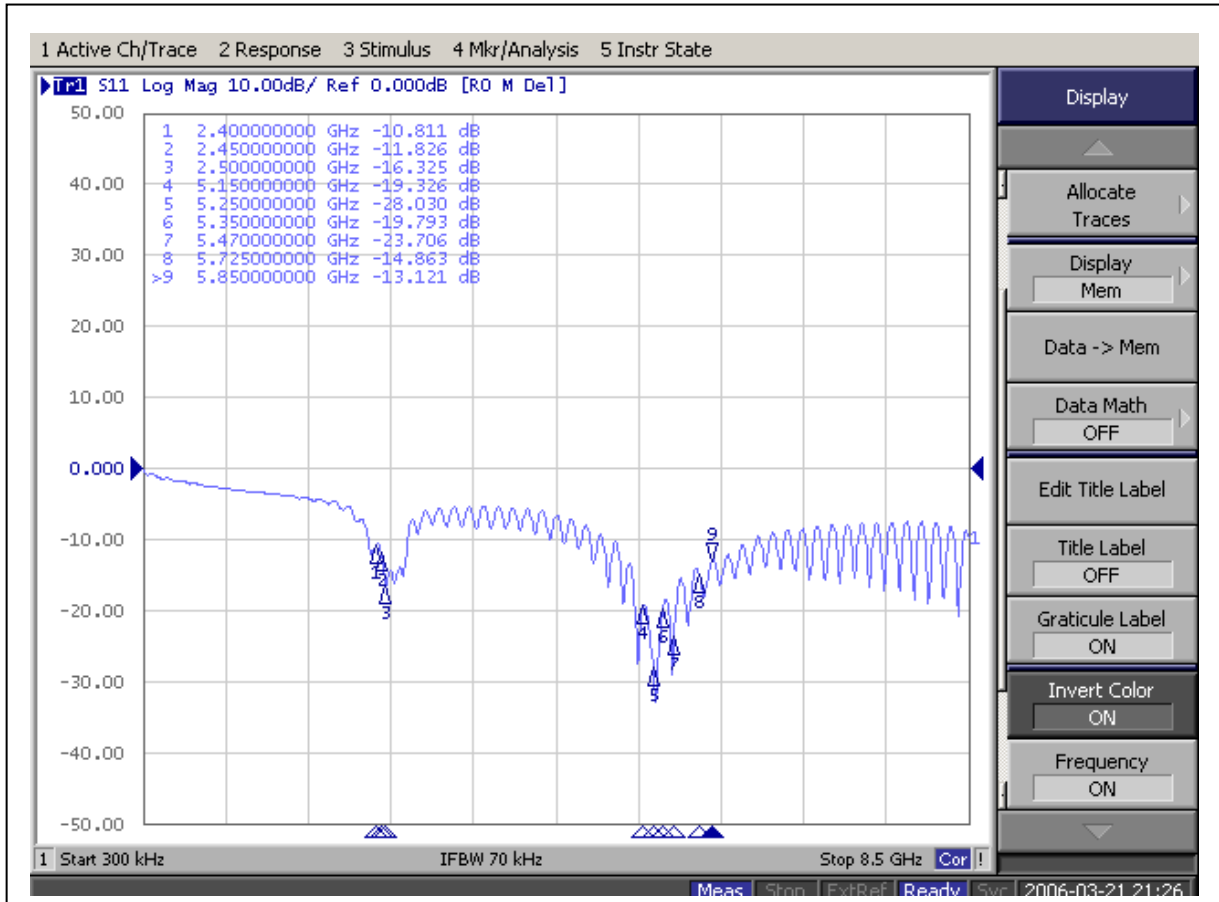


4.9~5.875GHZ/VSWR

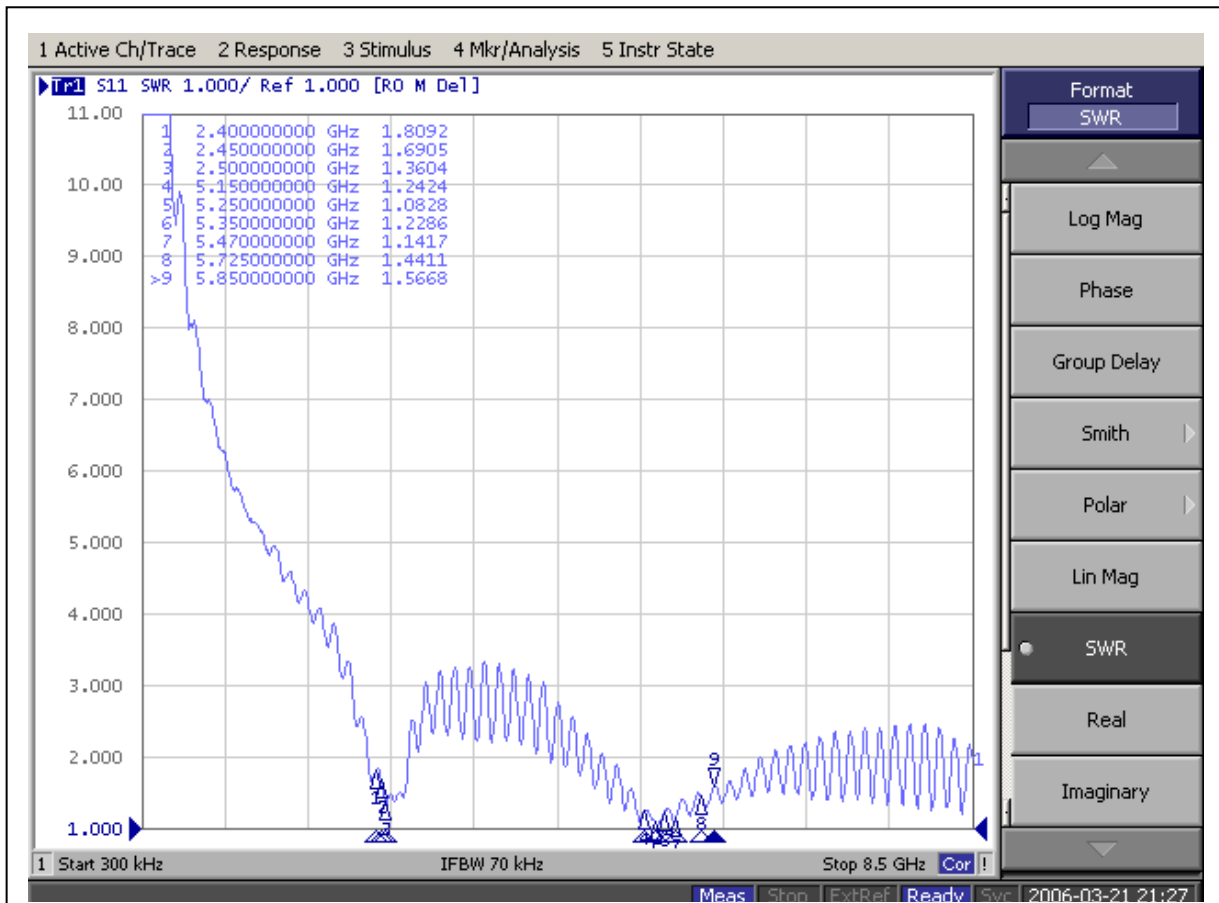


WLAN Ant./ (RIGHT)

2.4~2.5GHZ & 5.15~5.875GHZ / Return Loss



2.4~2.5GHZ & 5.15~5.875GHZ/VSWR



5. Gain & Pattern –RIGHT

a. 2.4GHz



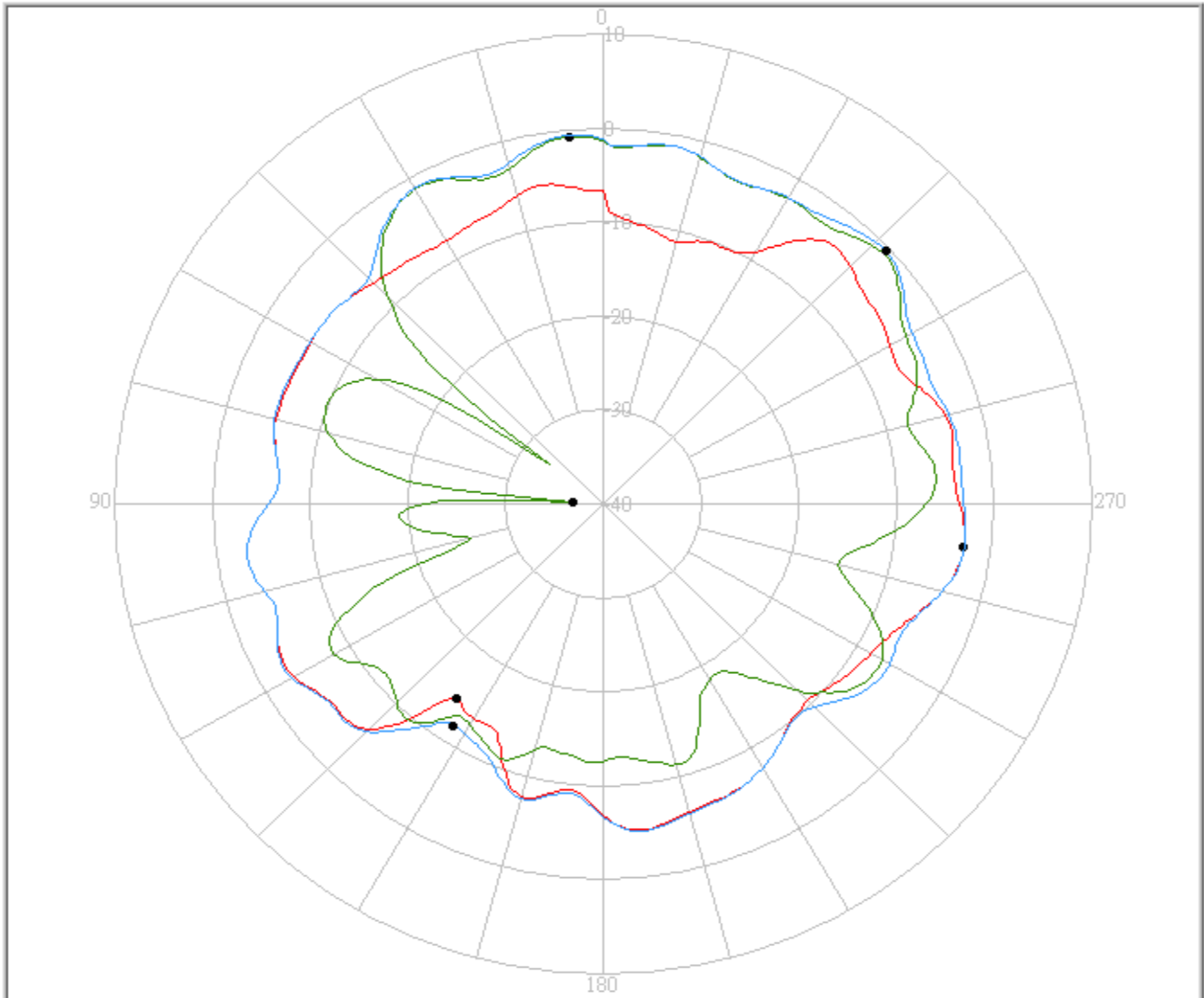
eService for Customer Satisfaction

FAVORTRON

FAVORTRON Co. Ltd

Antenna Pattern Measurement

4F, No. 108-1, Mn Chuan Rd., Hsin-Tien City, Taipei, Taiwan, R.O.C. Tel:886-2-2218-2189,
Fax:886-2-2218-5760



Pattern	Model No.	Test Mode	Freq(MHz)	Max Gain(dBi)	Min Gain(dBi)	Avg. Gain(dBi)	Source Polar.	Date
1	X721A6	Right	2400.00	-2.85 / 263.00	-14.41 / 144.00	-6.12	Ver.	2006/3/15
2	X721A6	Right	2400.00	-0.78 / 5.00	-36.85 / 86.00	-6.24	Hor.	2006/3/15
3	X721A6	Right	2400.00	-0.52 / 313.00	-11.91 / 147.00	-4.09	V+H	2006/3/15

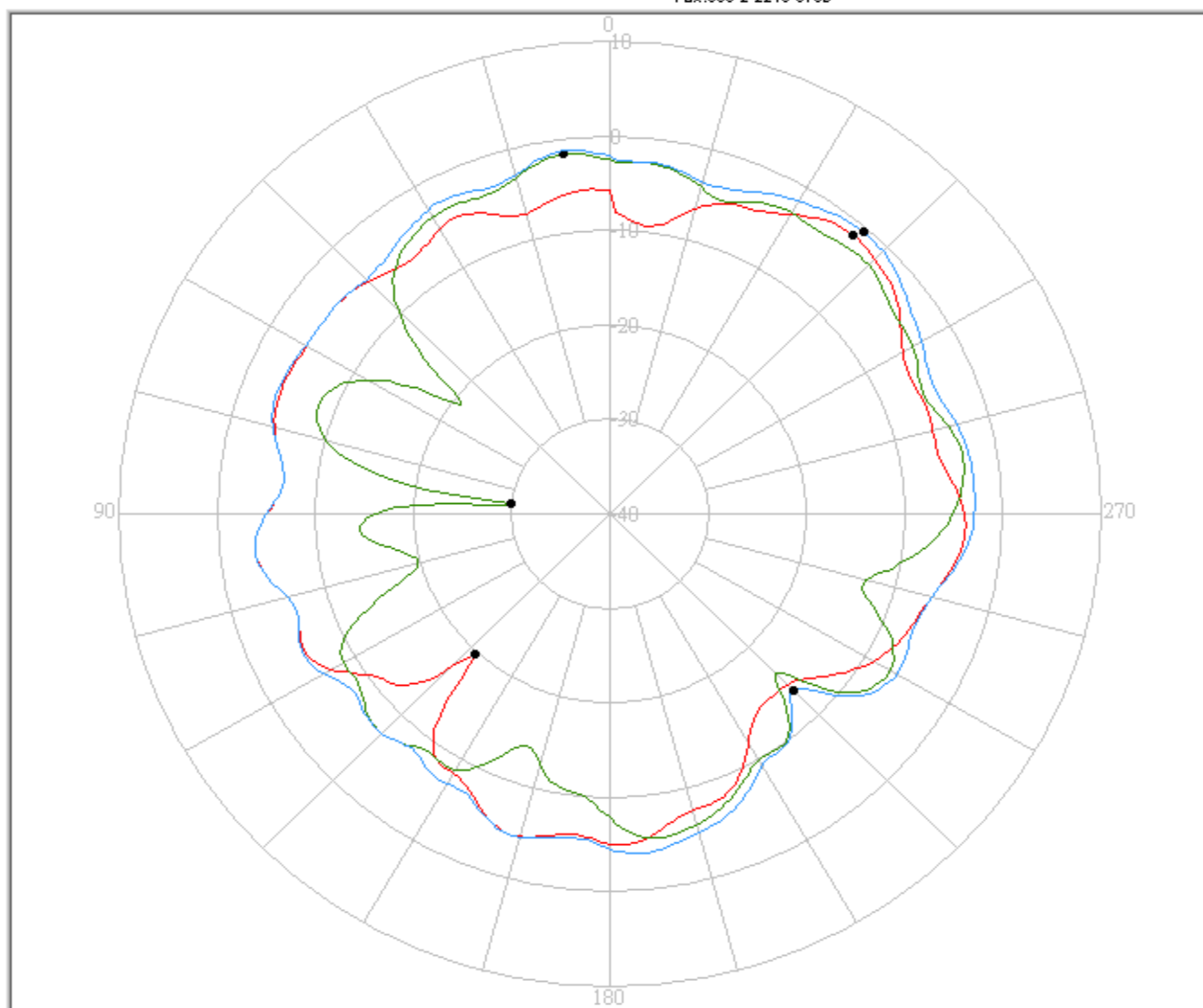
b. 2.45GHz



FAVORTRON Co. Ltd

Antenna Pattern Measurement

4F, No. 108-1, Mn Chuan Rd., Hsin-Tien City, Taipei, Taiwan, R.O.C. Tel:886-2-2218-2189,
Fax:886-2-2218-5760



Pattern	Model No.	Test Mode	Freq(MHz)	Max Gain(dBi)	Min Gain(dBi)	Avg. Gain(dBi)	Source Polar.	Date
1	X721A6	Right	2450.00	-1.47 / 320.00	-19.77 / 137.00	-5.83	Ver.	2006/3/15
2	X721A6	Right	2450.00	-1.58 / 7.00	-29.91 / 84.00	-6.40	Hor.	2006/3/15
3	X721A6	Right	2450.00	-0.55 / 319.00	-13.67 / 225.00	-4.28	V+H	2006/3/15

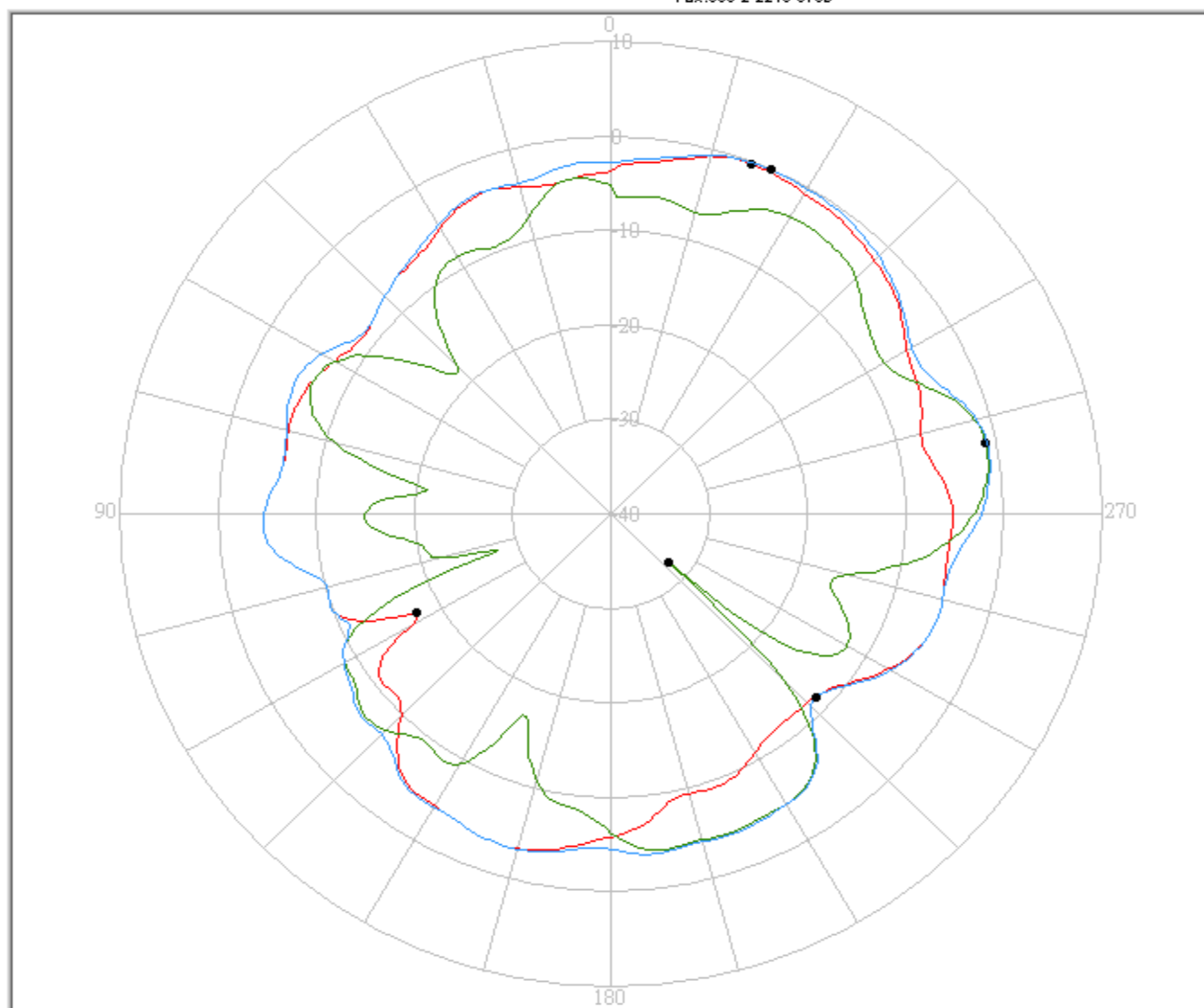
c. 2.5GHz



FAVORTRON Co. Ltd

Antenna Pattern Measurement

4F, No. 108-1, Min Chuan Rd., Hsin-Tien City, Taipei, Taiwan, R.O.C. Tel:886-2-2218-2189,
Fax:886-2-2218-5760



Pattern	Model No.	Test Mode	Freq(MHz)	Max Gain(dBi)	Min Gain(dBi)	Avg. Gain(dBi)	Source Polar.	Date
1	X721A6	Right	2500.00	-0.29 / 339.00	-17.70 / 118.00	-5.15	Ver.	2006/3/15
2	X721A6	Right	2500.00	-1.10 / 281.00	-32.12 / 229.00	-6.99	Hor.	2006/3/15
3	X721A6	Right	2500.00	-0.12 / 336.00	-11.55 / 227.00	-4.02	V+H	2006/3/15

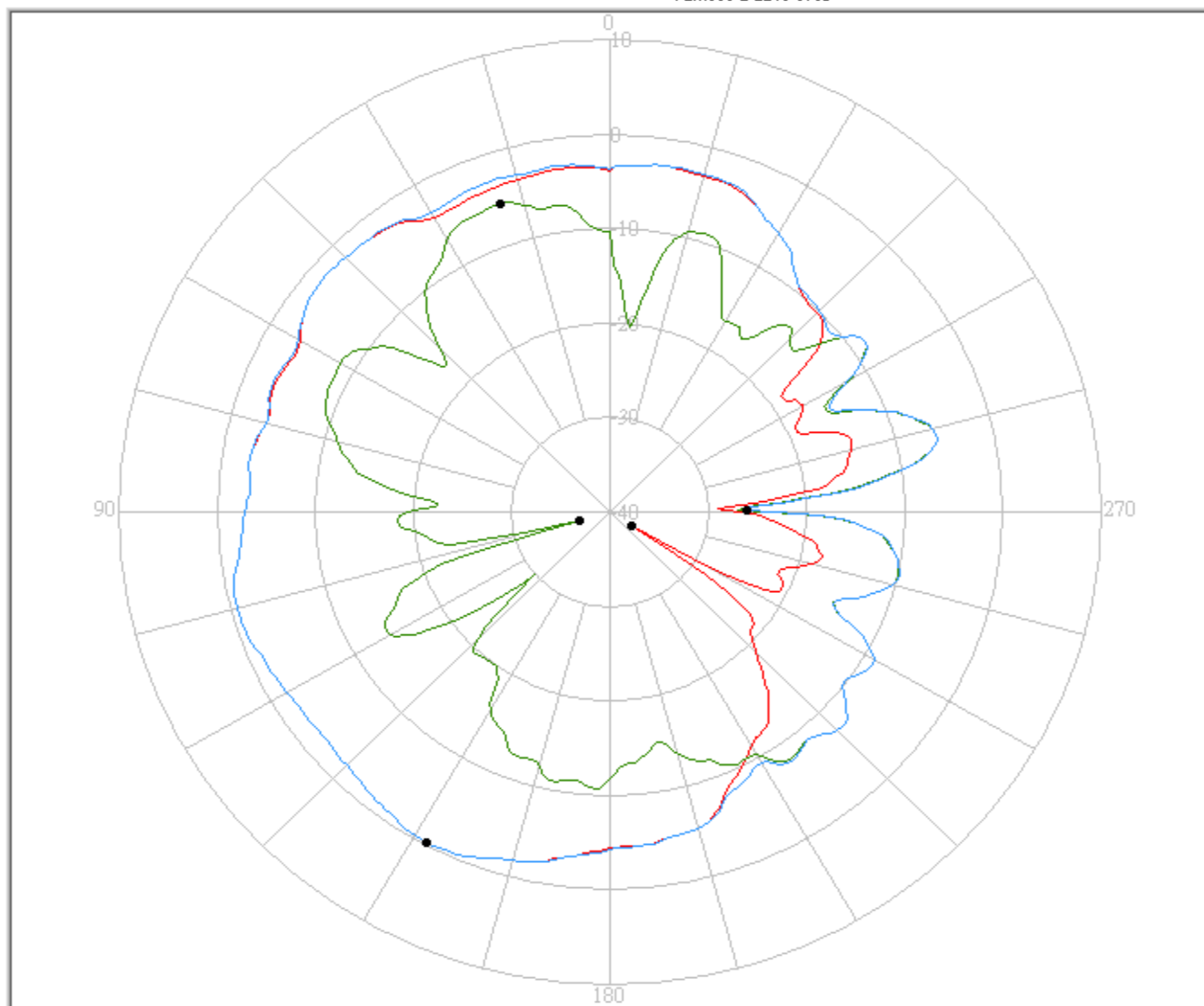
d. 4.9GHz



FAVORTRON Co. Ltd

Antenna Pattern Measurement

4F, No. 108-1, Min Chuan Rd., Hsin-Tien City, Taipei, Taiwan, R.O.C. Tel:886-2-2218-2189,
Fax:886-2-2218-5760



Pattern	Model No.	Test Mode	Freq(MHz)	Max Gain(dBi)	Min Gain(dBi)	Avg. Gain(dBi)	Source Polar.	Date
1	X721A6	Right	4900.00	-0.37 / 152.00	-37.38 / 238.00	-4.40	Ver.	2006/3/15
2	X721A6	Right	4900.00	-5.49 / 19.00	-36.73 / 105.00	-11.01	Hor.	2006/3/15
3	X721A6	Right	4900.00	-0.37 / 152.00	-26.05 / 271.00	-4.03	V+H	2006/3/15

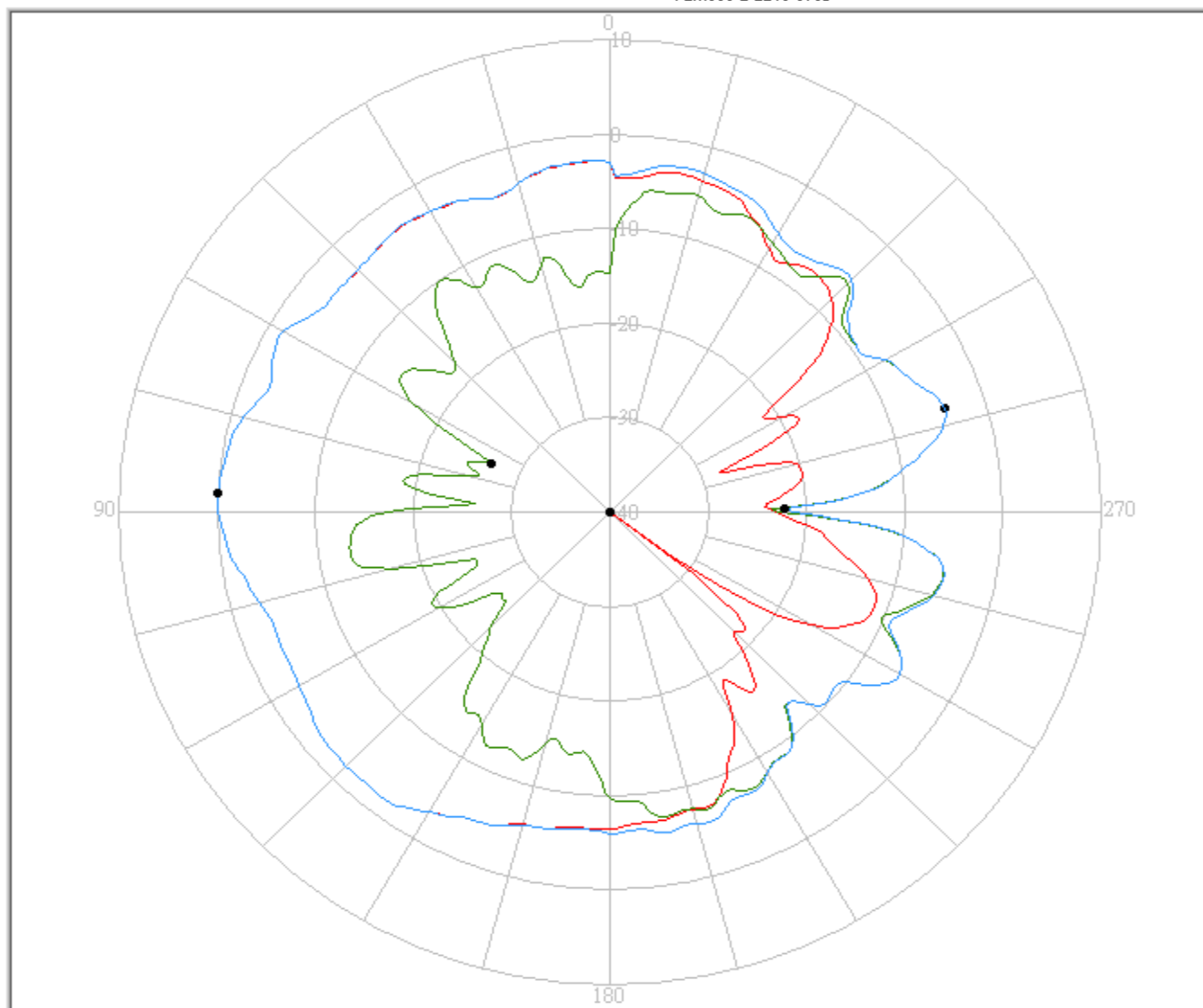
e. 5.075GHz



FAVORTRON Co. Ltd

Antenna Pattern Measurement

4F, No. 108-1, Min Chuan Rd., Hsin-Tien City, Taipei, Taiwan, R.O.C. Tel:886-2-2218-2189, Fax:886-2-2218-5760



Pattern	Model No.	Test Mode	Freq(MHz)	Max Gain(dBi)	Min Gain(dBi)	Avg. Gain(dBi)	Source Polar.	Date
1	X721A6	Right	5075.00	-0.02 / 87.00	-42.60 / 233.00	-4.96	Ver.	2006/3/15
2	X721A6	Right	5075.00	-4.18 / 288.00	-26.86 / 67.00	-9.87	Hor.	2006/3/15
3	X721A6	Right	5075.00	-0.02 / 87.00	-22.15 / 271.00	-4.24	V+H	2006/3/15

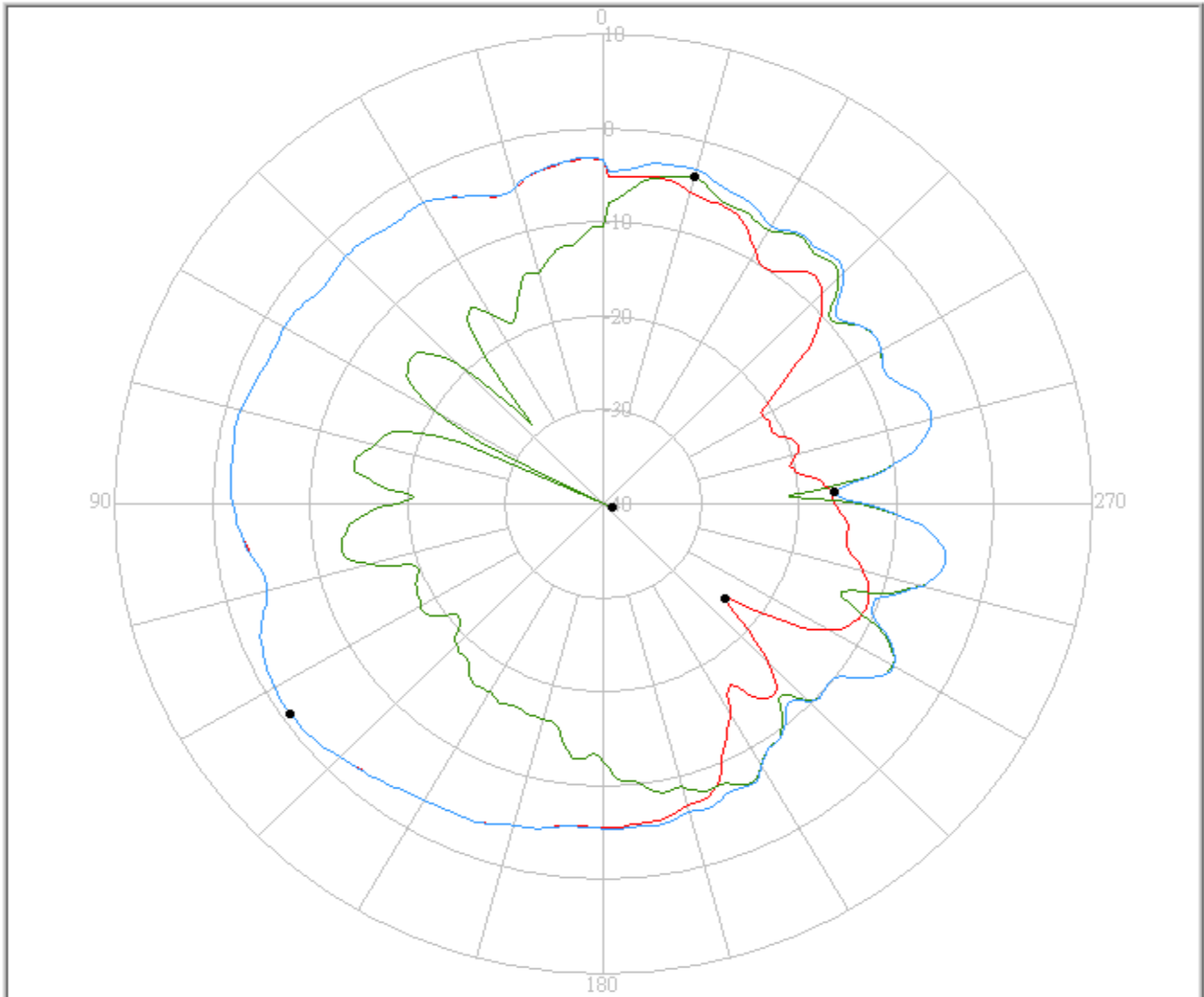
f. 5.15GHz



FAVORTRON Co. Ltd

Antenna Pattern Measurement

4F, No. 108-1, Mn Chuan Rd., Hsin-Tien City, Taipei, Taiwan, R.O.C. Tel:886-2-2218-2189,
Fax:886-2-2218-5760



Pattern	Model No.	Test Mode	Freq(MHz)	Max Gain(dBi)	Min Gain(dBi)	Avg. Gain(dBi)	Source Polar.	Date
1	X721A6	Right	5150.00	-0.93 / 125.00	-23.91 / 231.00	-5.08	Ver.	2006/3/15
2	X721A6	Right	5150.00	-4.06 / 345.00	-40.93 / 64.00	-9.70	Hor.	2006/3/15
3	X721A6	Right	5150.00	-0.93 / 125.00	-16.41 / 273.00	-4.28	V+H	2006/3/15

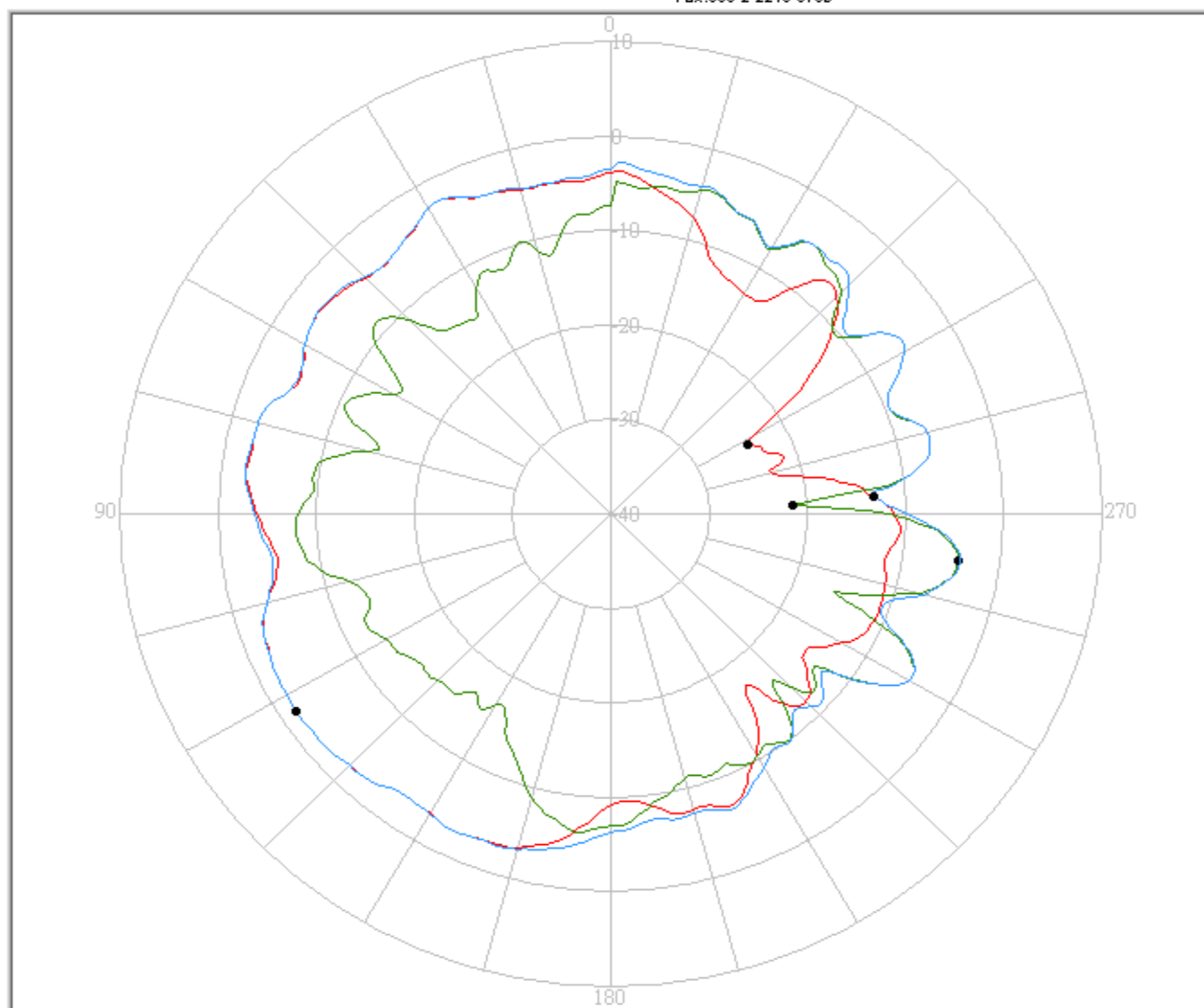
g. 5.25GHz



FAVORTRON Co. Ltd

Antenna Pattern Measurement

4F, No. 108-1, Min Chuan Rd., Hsin-Tien City, Taipei, Taiwan, R.O.C. Tel:886-2-2218-2189,
Fax:886-2-2218-5760



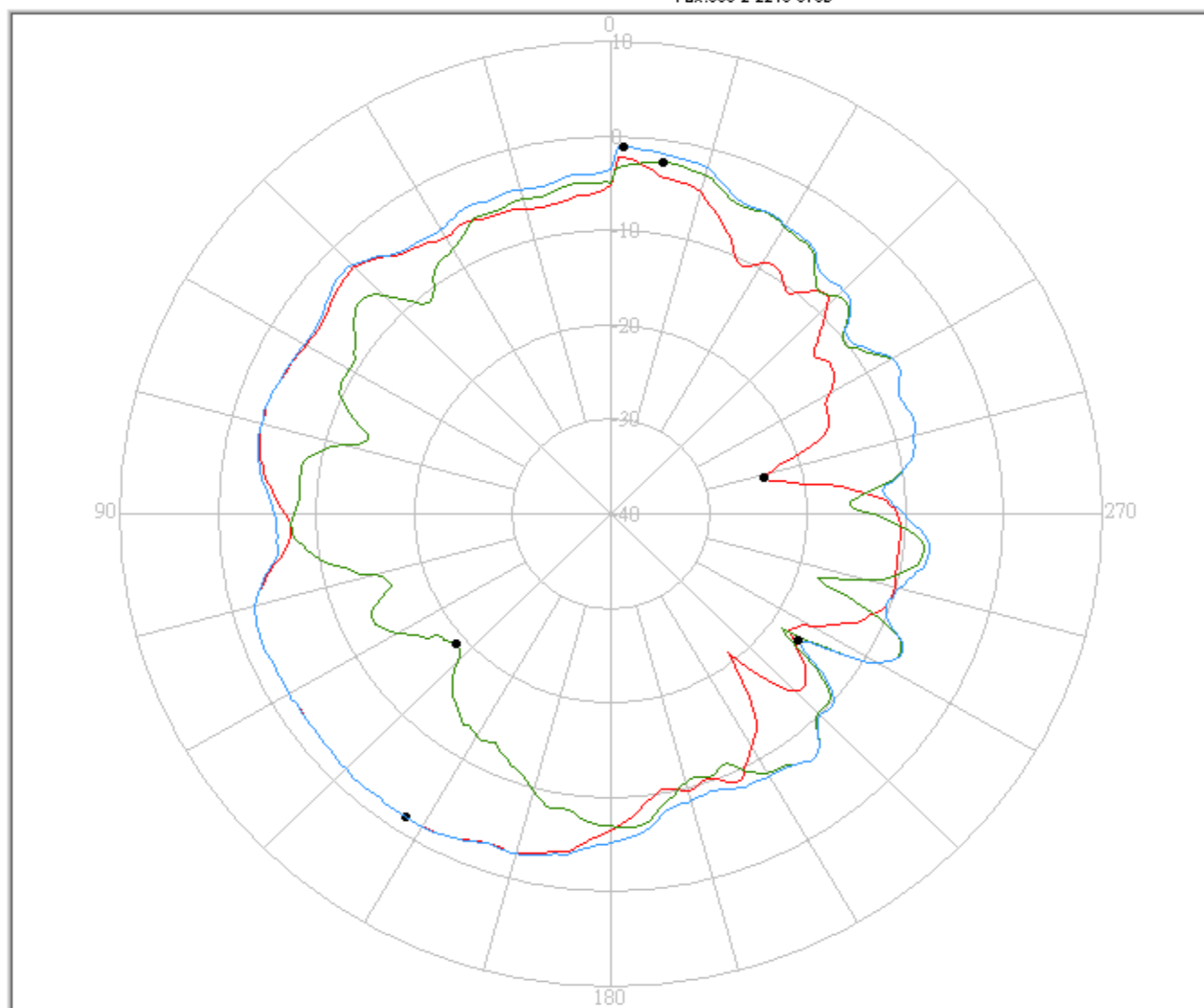
Pattern	Model No.	Test Mode	Freq(MHz)	Max Gain(dBi)	Min Gain(dBi)	Avg. Gain(dBi)	Source Polar.	Date
1	X721A6	Right	5250.00	-1.72 / 123.00	-24.27 / 298.00	-5.71	Ver.	2006/3/15
2	X721A6	Right	5250.00	-4.27 / 262.00	-21.42 / 273.00	-8.85	Hor.	2006/3/15
3	X721A6	Right	5250.00	-1.71 / 123.00	-13.16 / 274.00	-4.74	V+H	2006/3/15

H. 5.35GHz



FAVORTRON Co. Ltd Antenna Pattern Measurement

4F, No. 108-1, Min Chuan Rd., Hsin-Tien City, Taipei, Taiwan, R.O.C. Tel:886-2-2218-2189,
Fax:886-2-2218-5760



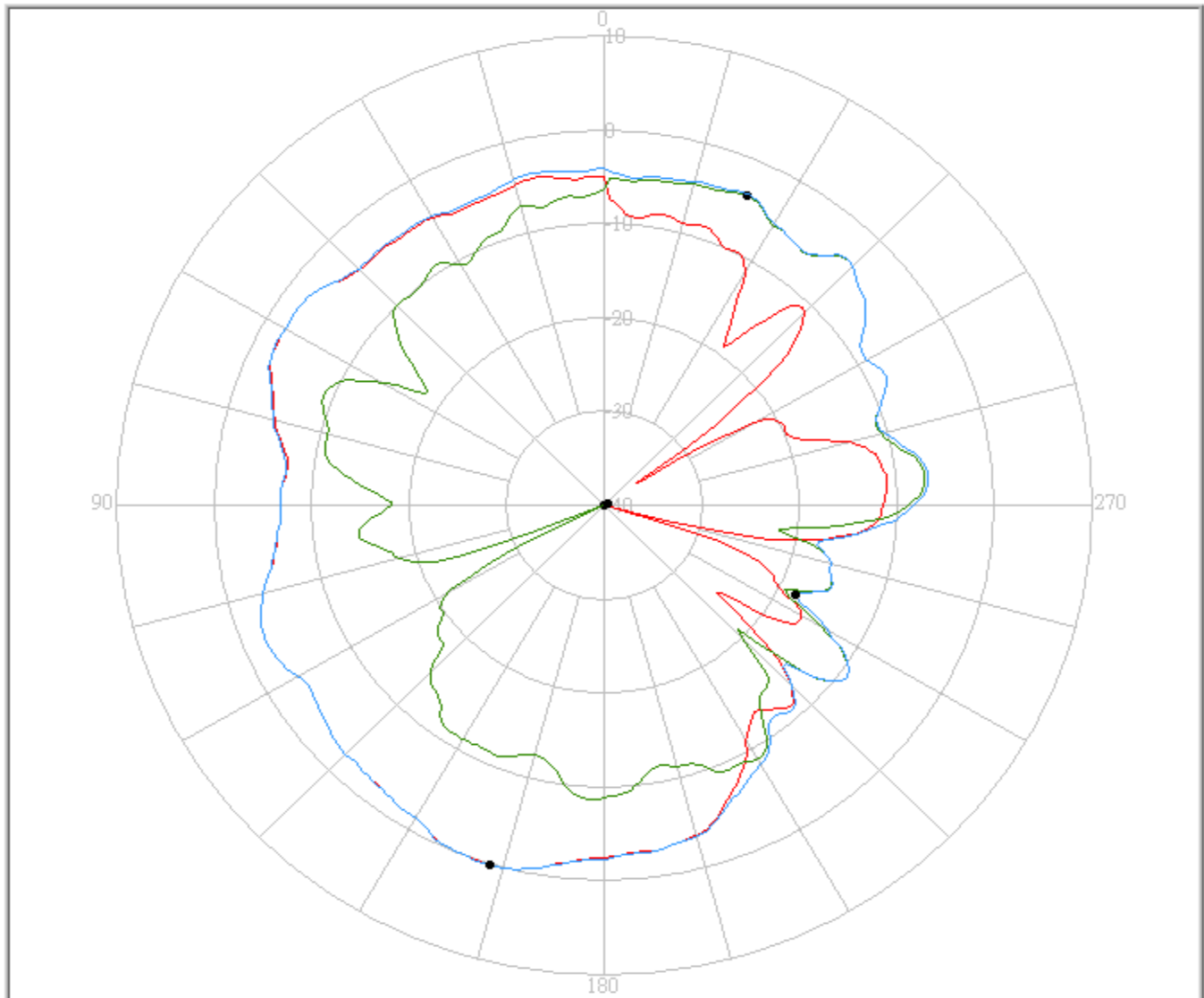
Pattern	Model No.	Test Mode	Freq(MHz)	Max Gain(dBi)	Min Gain(dBi)	Avg. Gain(dBi)	Source Polar.	Date
1	X72IA6	Right	5350.00	-1.69 / 147.00	-23.97 / 284.00	-5.68	Ver.	2006/3/15
2	X72IA6	Right	5350.00	-2.38 / 352.00	-19.20 / 131.00	-8.05	Hor.	2006/3/15
3	X72IA6	Right	5350.00	-1.15 / 358.00	-16.66 / 235.00	-4.61	V+H	2006/3/15

i. 5.47GHz



FAVORTRON Co. Ltd Antenna Pattern Measurement

4F, No. 108-1, Mn Chuan Rd., Hsin-Tien City, Taipei, Taiwan, R.O.C. Tel:886-2-2218-2189,
Fax:886-2-2218-5760



Pattern	Model No.	Test Mode	Freq(MHz)	Max Gain(dBi)	Min Gain(dBi)	Avg. Gain(dBi)	Source Polar.	Date
1	X72IA6	Right	5470.00	0.11 / 163.00	-43.54 / 255.00	-5.36	Ver.	2006/3/15
2	X72IA6	Right	5470.00	-3.88 / 336.00	-40.43 / 113.00	-9.38	Hor.	2006/3/15
3	X72IA6	Right	5470.00	0.12 / 163.00	-18.11 / 244.00	-4.54	V+H	2006/3/15

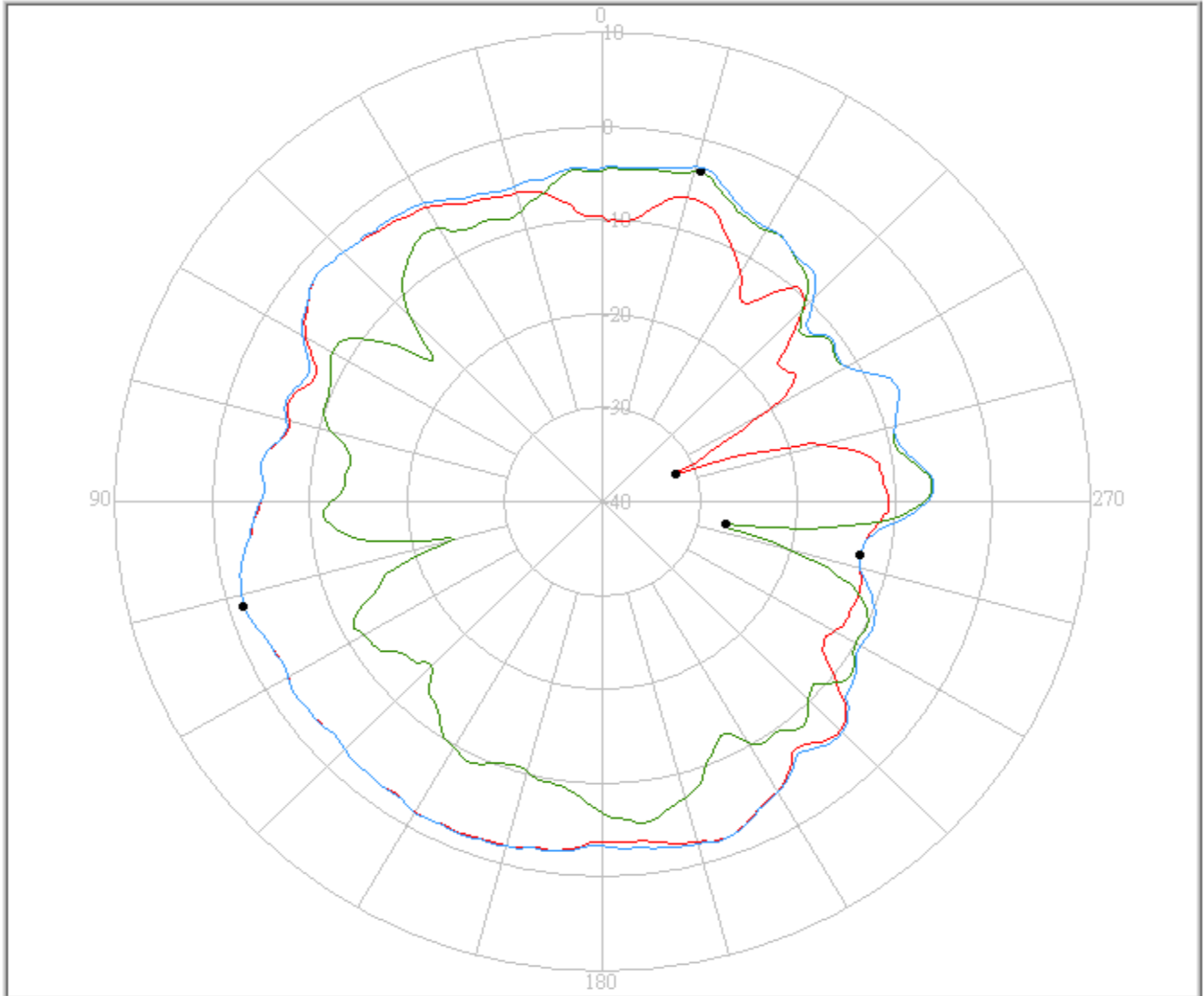
j. 5.597GHz



FAVORTRON Co. Ltd

Antenna Pattern Measurement

4F, No. 108-1, Mn Chuan Rd., Hsin-Tien City, Taipei, Taiwan, R.O.C. Tel:886-2-2218-2189,
Fax:886-2-2218-5760



Pattern	Model No.	Test Mode	Freq(MHz)	Max Gain(dBi)	Min Gain(dBi)	Avg. Gain(dBi)	Source Polar.	Date
1	X721A6	Right	5597.50	-1.58 / 107.00	-31.98 / 292.00	-5.15	Ver.	2006/3/15
2	X721A6	Right	5597.50	-3.50 / 344.00	-27.19 / 259.00	-8.73	Hor.	2006/3/15
3	X721A6	Right	5597.50	-1.58 / 107.00	-13.04 / 258.00	-4.39	V+H	2006/3/15

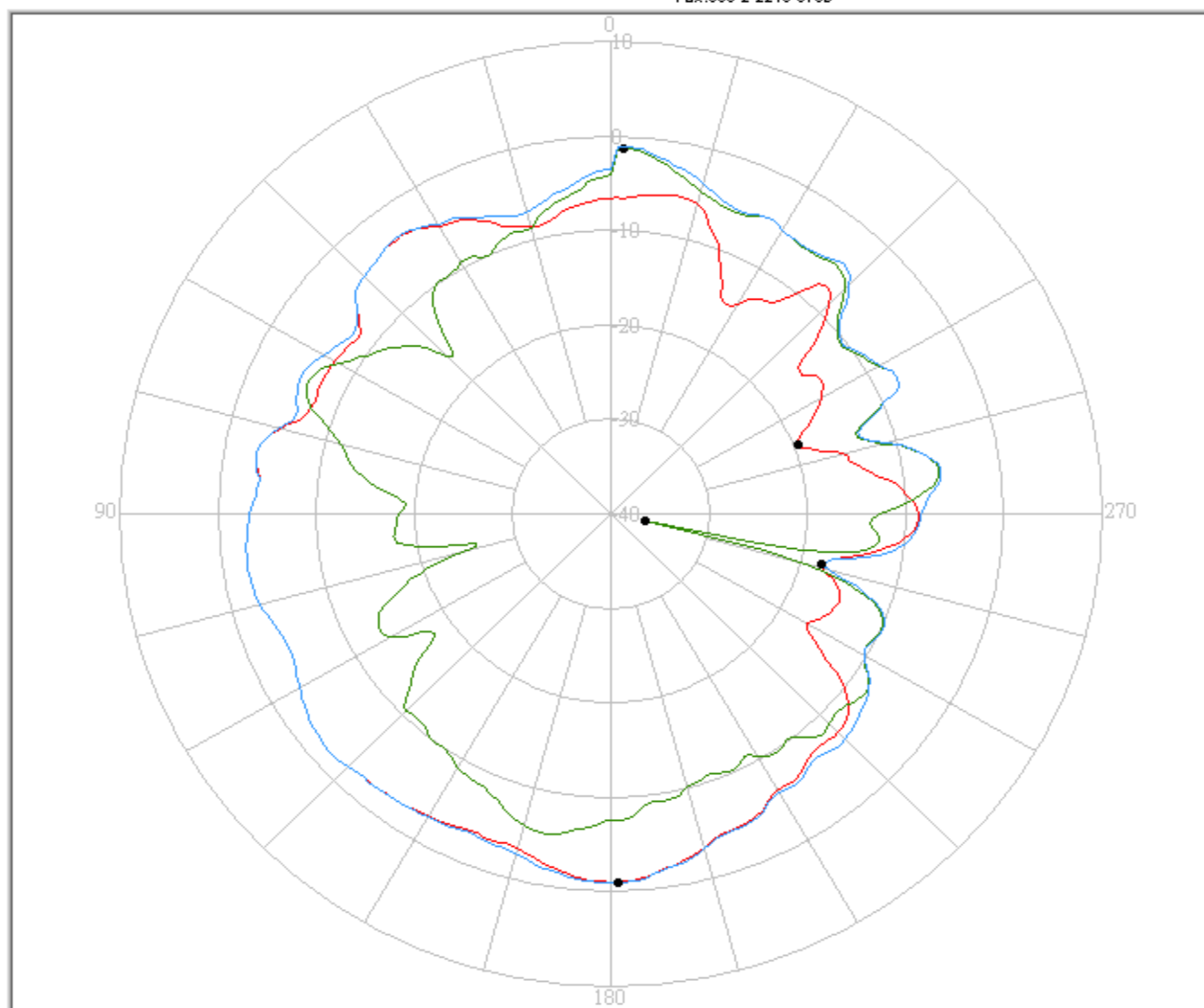
k. 5.725GHz



FAVORTRON Co. Ltd

Antenna Pattern Measurement

4F, No. 108-1, Mn Chuan Rd., Hsin-Tien City, Taipei, Taiwan, R.O.C. Tel:886-2-2218-2189,
Fax:886-2-2218-5760



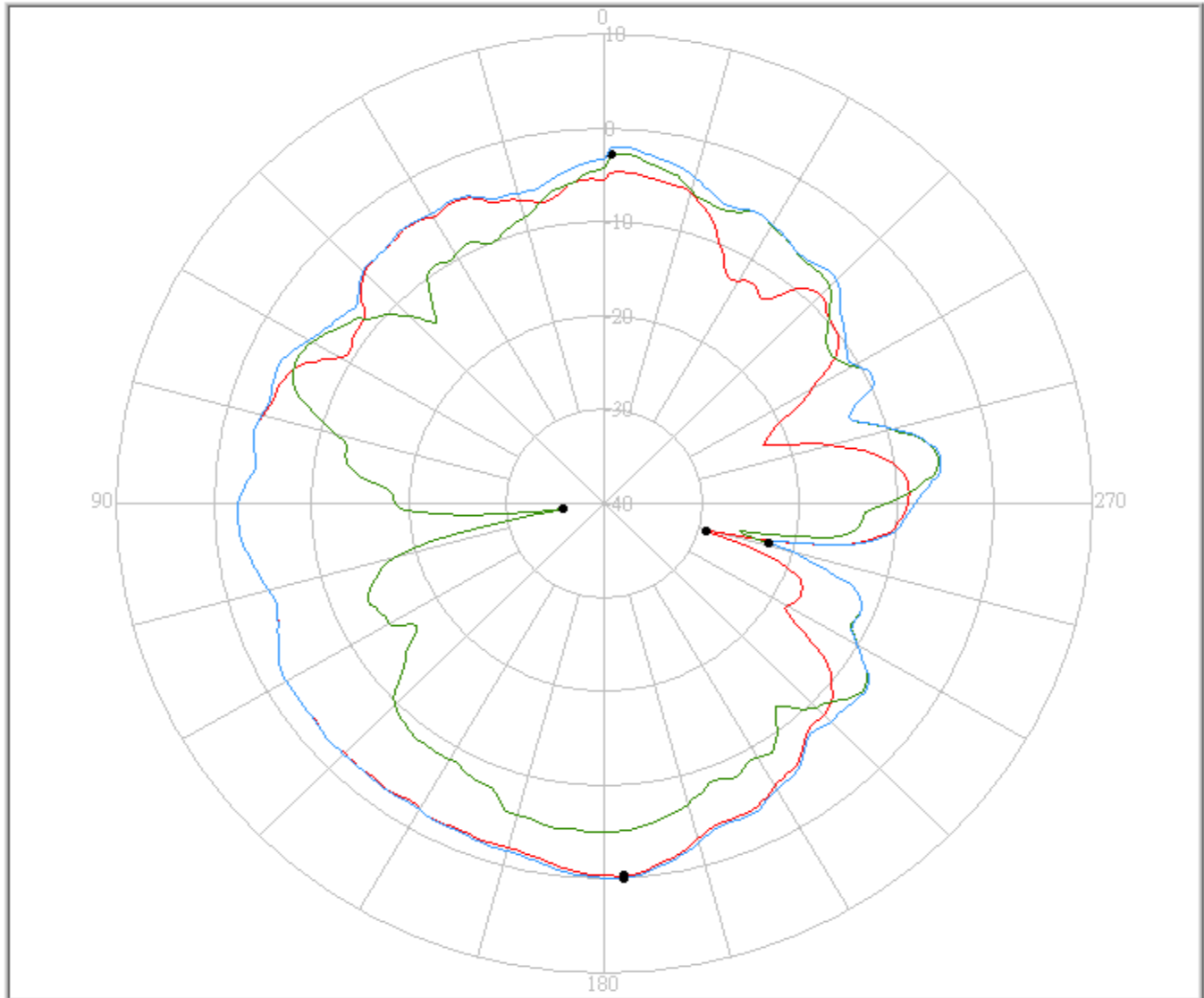
Pattern	Model No.	Test Mode	Freq(MHz)	Max Gain(dBi)	Min Gain(dBi)	Avg. Gain(dBi)	Source Polar.	Date
1	X721A6	Right	5725.00	-1.06 / 181.00	-19.63 / 291.00	-5.49	Ver.	2006/3/15
2	X721A6	Right	5725.00	-1.27 / 358.00	-36.46 / 257.00	-8.42	Hor.	2006/3/15
3	X721A6	Right	5725.00	-0.96 / 181.00	-17.85 / 256.00	-4.55	V+H	2006/3/15

1. 5.785GHz



FAVORTRON Co. Ltd Antenna Pattern Measurement

4F, No. 108-1, Min Chuan Rd., Hsin-Tien City, Taipei, Taiwan, R.O.C. Tel:886-2-2218-2189,
Fax:886-2-2218-5760



Pattern	Model No.	Test Mode	Freq(MHz)	Max Gain(dBi)	Min Gain(dBi)	Avg. Gain(dBi)	Source Polar.	Date
1	X721A6	Right	5785.00	-0.30 / 183.00	-29.13 / 254.00	-5.03	Ver.	2006/3/15
2	X721A6	Right	5785.00	-2.73 / 359.00	-35.82 / 98.00	-8.15	Hor.	2006/3/15
3	X721A6	Right	5785.00	-0.07 / 183.00	-22.55 / 256.00	-4.25	V+H	2006/3/15

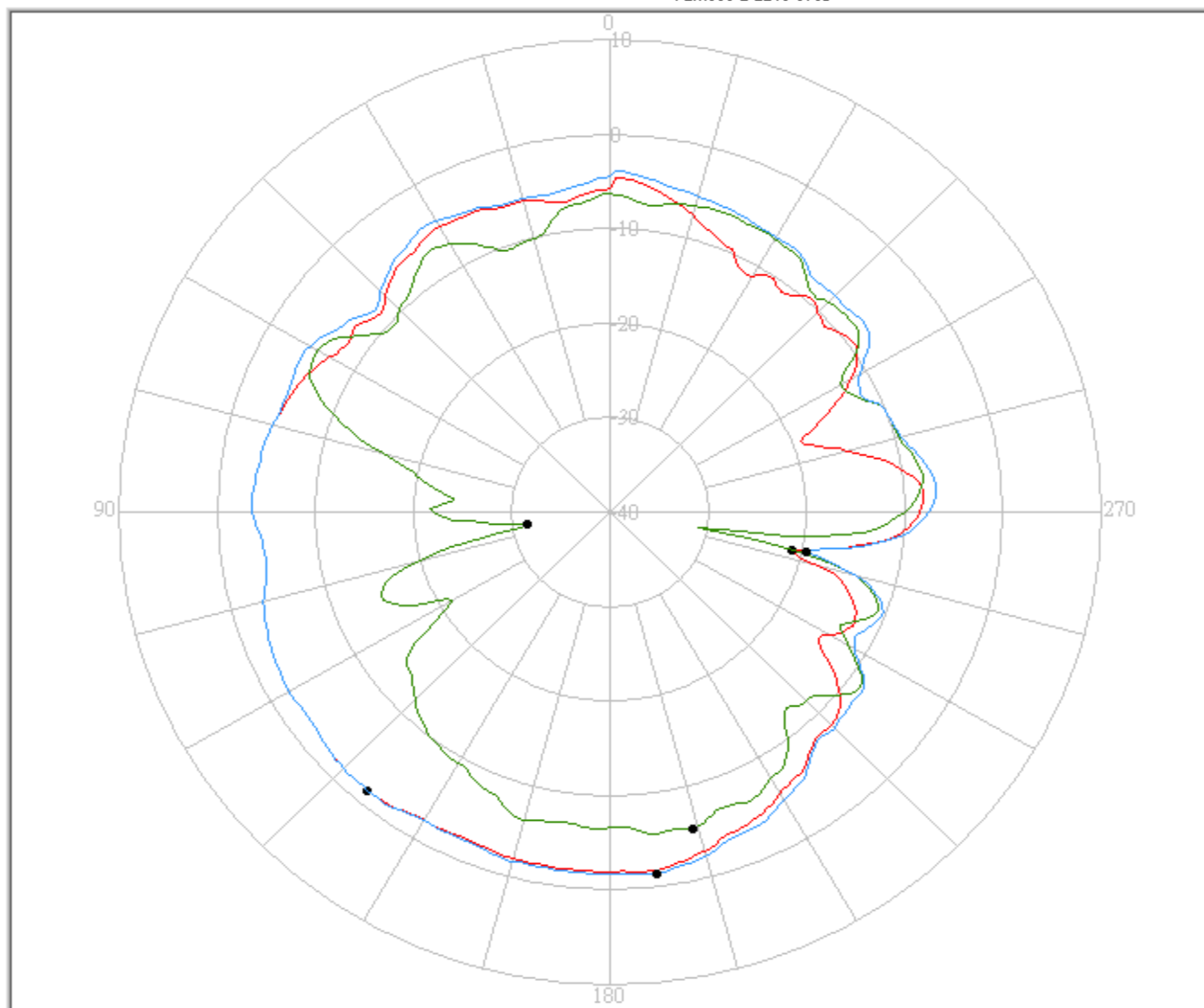
m. 5.85GHz



FAVORTRON Co. Ltd

Antenna Pattern Measurement

4F, No. 108-1, Min Chuan Rd., Hsin-Tien City, Taipei, Taiwan, R.O.C. Tel:886-2-2218-2189,
Fax:886-2-2218-5760



Pattern	Model No.	Test Mode	Freq(MHz)	Max Gain(dBi)	Min Gain(dBi)	Avg. Gain(dBi)	Source Polar.	Date
1	X721A6	Right	5850.00	-1.57 / 140.00	-21.03 / 258.00	-5.27	Ver.	2006/3/15
2	X721A6	Right	5850.00	-5.55 / 194.00	-31.54 / 99.00	-8.96	Hor.	2006/3/15
3	X721A6	Right	5850.00	-1.44 / 187.00	-19.50 / 258.00	-4.66	V+H	2006/3/15

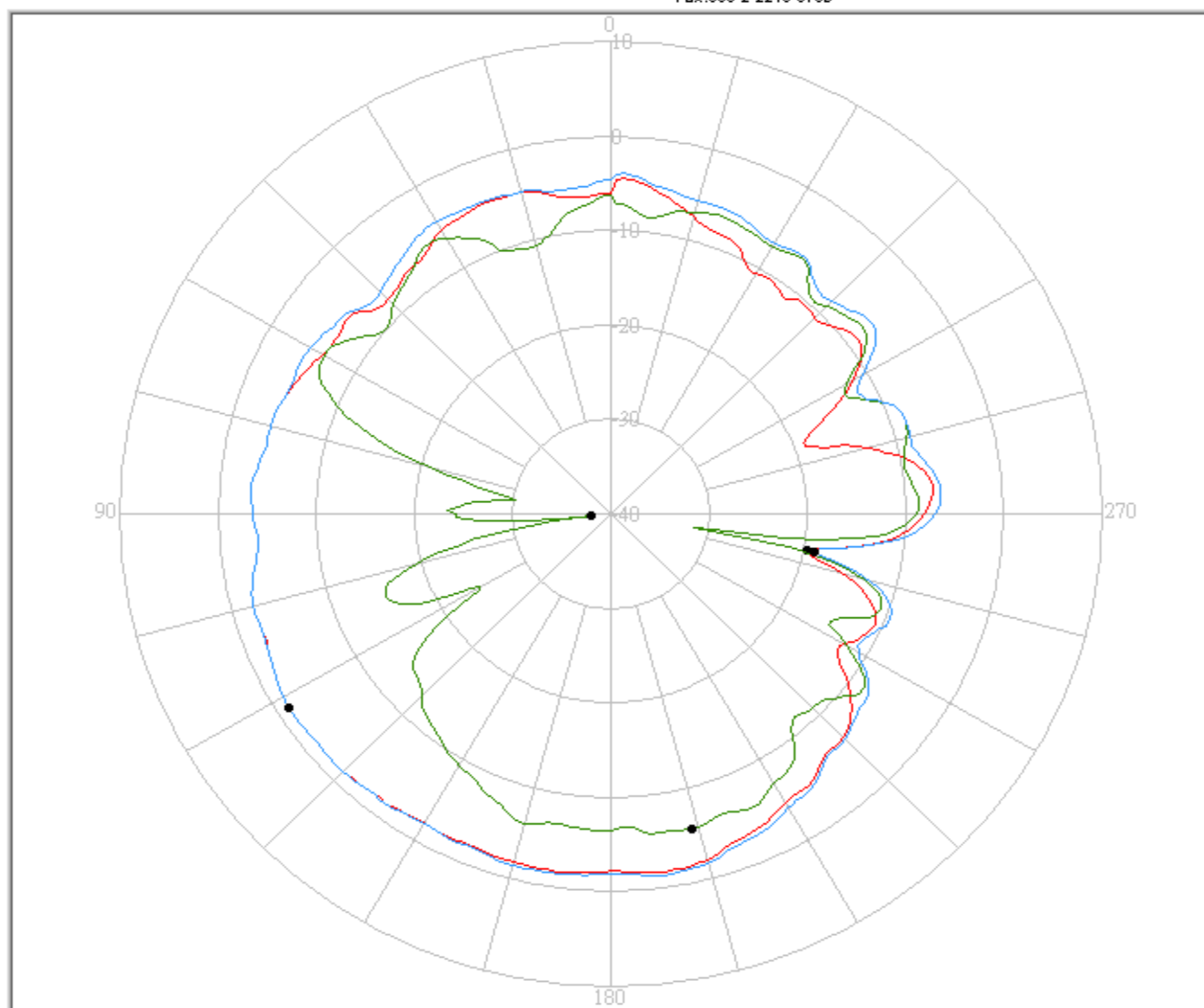
n. 5.875GHz



FAVORTRON Co. Ltd

Antenna Pattern Measurement

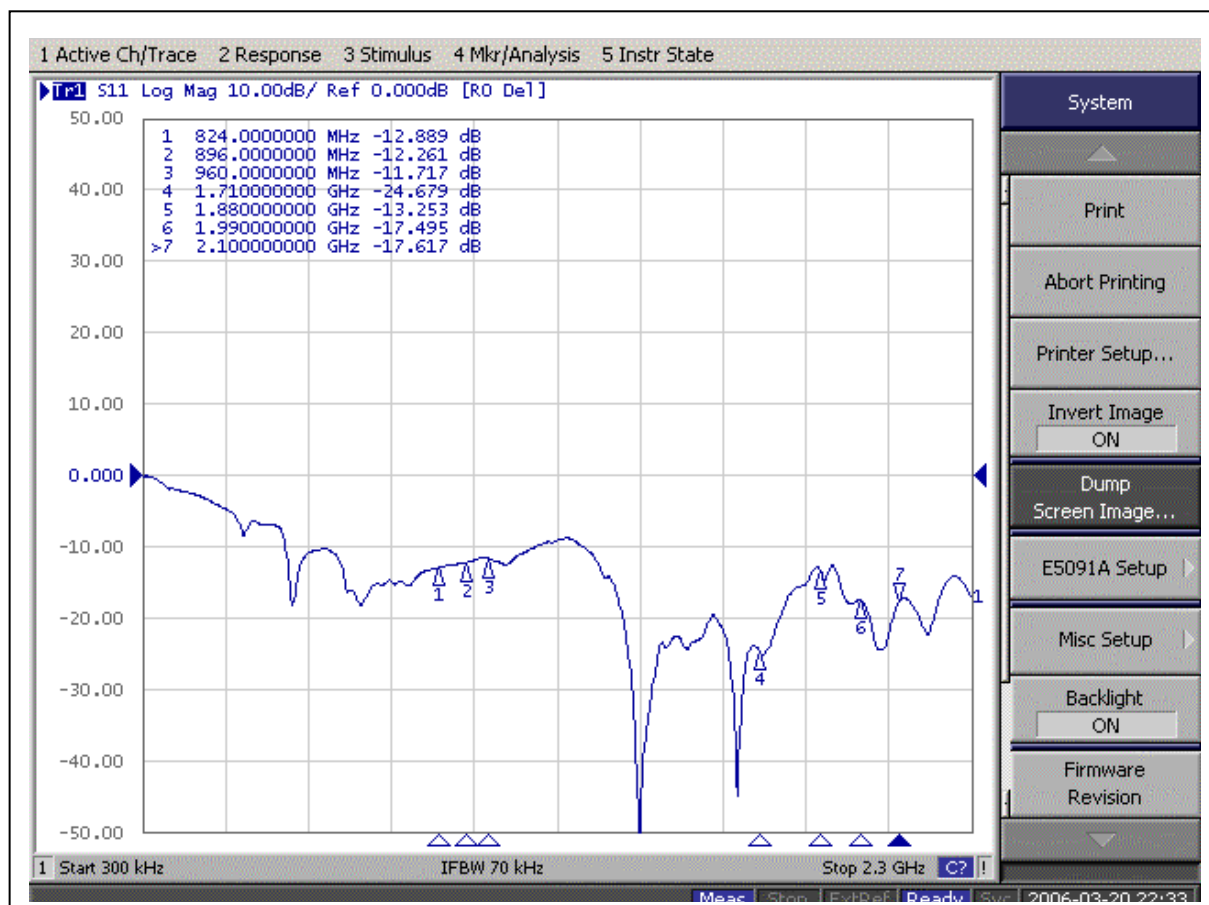
4F, No. 108-1, Min Chuan Rd., Hsin-Tien City, Taipei, Taiwan, R.O.C. Tel:886-2-2218-2189,
Fax:886-2-2218-5760



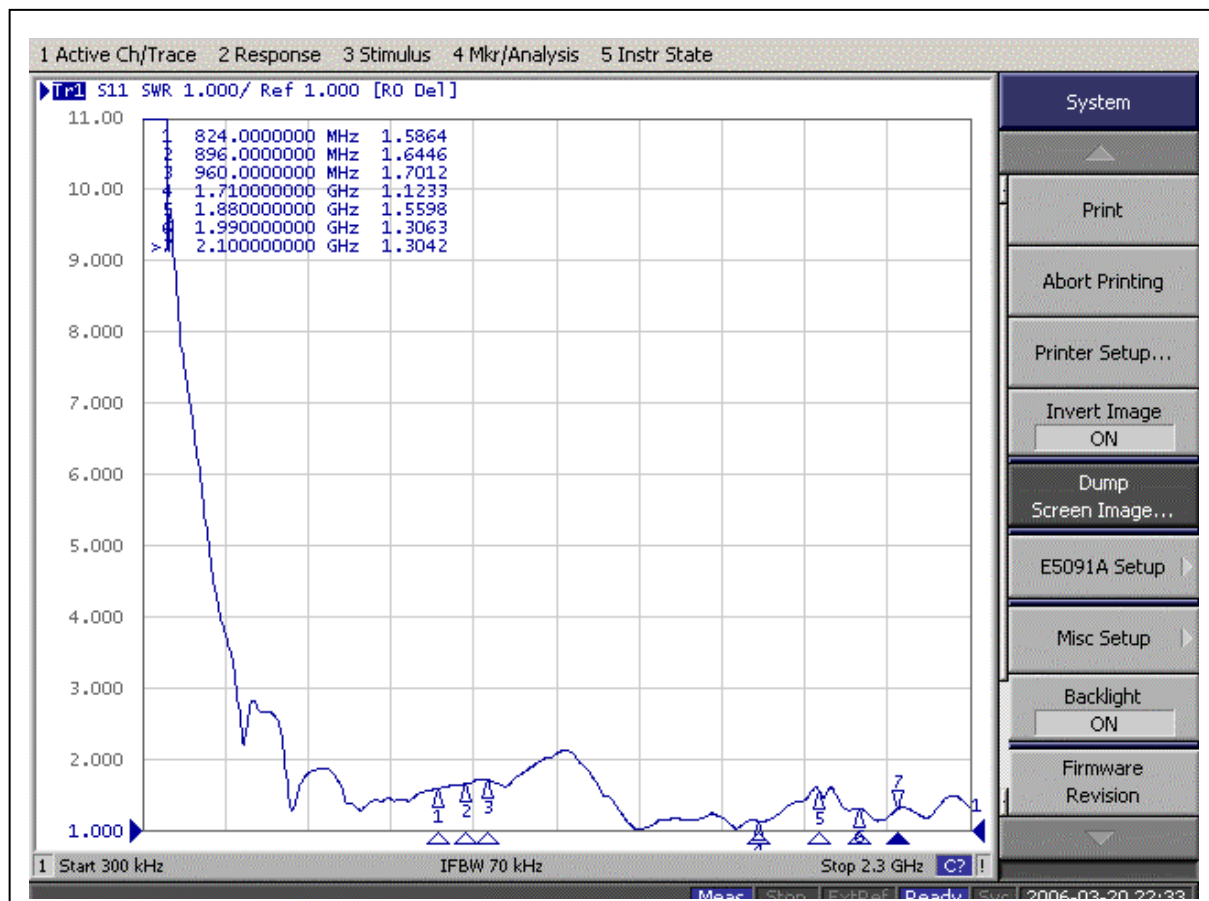
Pattern	Model No.	Test Mode	Freq(MHz)	Max Gain(dBi)	Min Gain(dBi)	Avg. Gain(dBi)	Source Polar.	Date
1	X721A6	Right	5875.00	-1.37 / 122.00	-19.73 / 259.00	-4.83	Ver.	2006/3/15
2	X721A6	Right	5875.00	-5.68 / 194.00	-37.88 / 97.00	-8.98	Hor.	2006/3/15
3	X721A6	Right	5875.00	-1.37 / 122.00	-18.97 / 259.00	-4.31	V+H	2006/3/15

6. GPRS Ant.

800~900MHz/1.7~1.9GHz / Return Loss



800~900MHz/1.7~1.9GHz / VSWR



7. Gain & Pattern

a. 0.824GHz



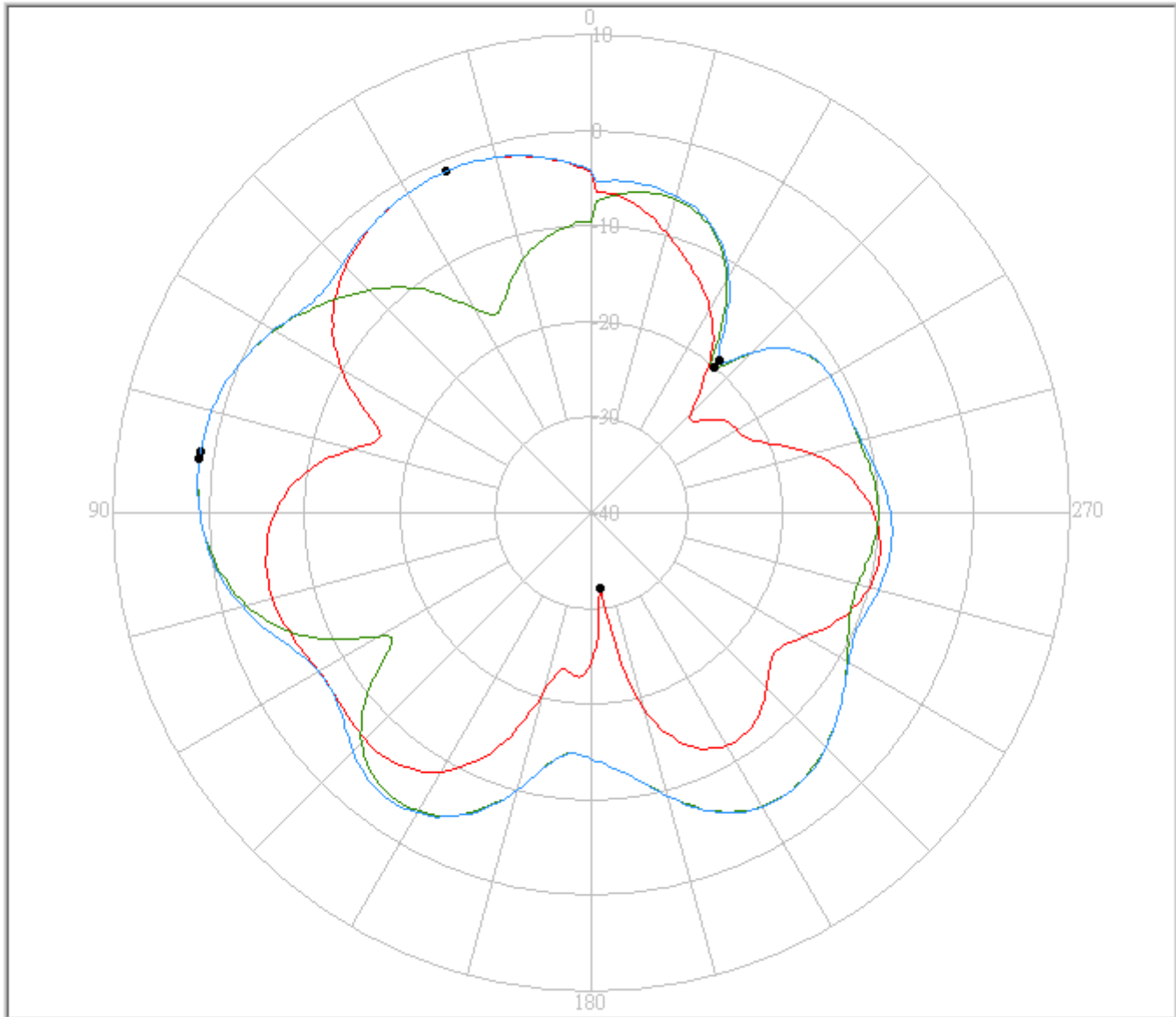
eService for Customer Satisfaction

FAVORTRON

FAVORTRON Co. Ltd

Antenna Pattern Measurement

4F, No. 108-1, Min Chuan Rd., Hsin-Tien City, Taipei, Taiwan, R.O.C. Tel:886-2-2218-2189,
Fax:886-2-2218-5760



Pattern	Model No.	Test Mode	Freq(MHz)	Max Gain(dBi)	Min Gain(dBi)	Avg. Gain(dBi)	Source Polar.	Date
1	X721A6	GPRS	824.00	-1.23 / 23.00	-32.09 / 187.00	-7.92	Ver.	2006/4/3
2	X721A6	GPRS	824.00	1.36 / 81.00	-20.14 / 320.00	-5.67	Hor.	2006/4/3
3	X721A6	GPRS	824.00	1.37 / 82.00	-19.27 / 320.00	-4.35	V+H	2006/4/3

b. 0.836GHz



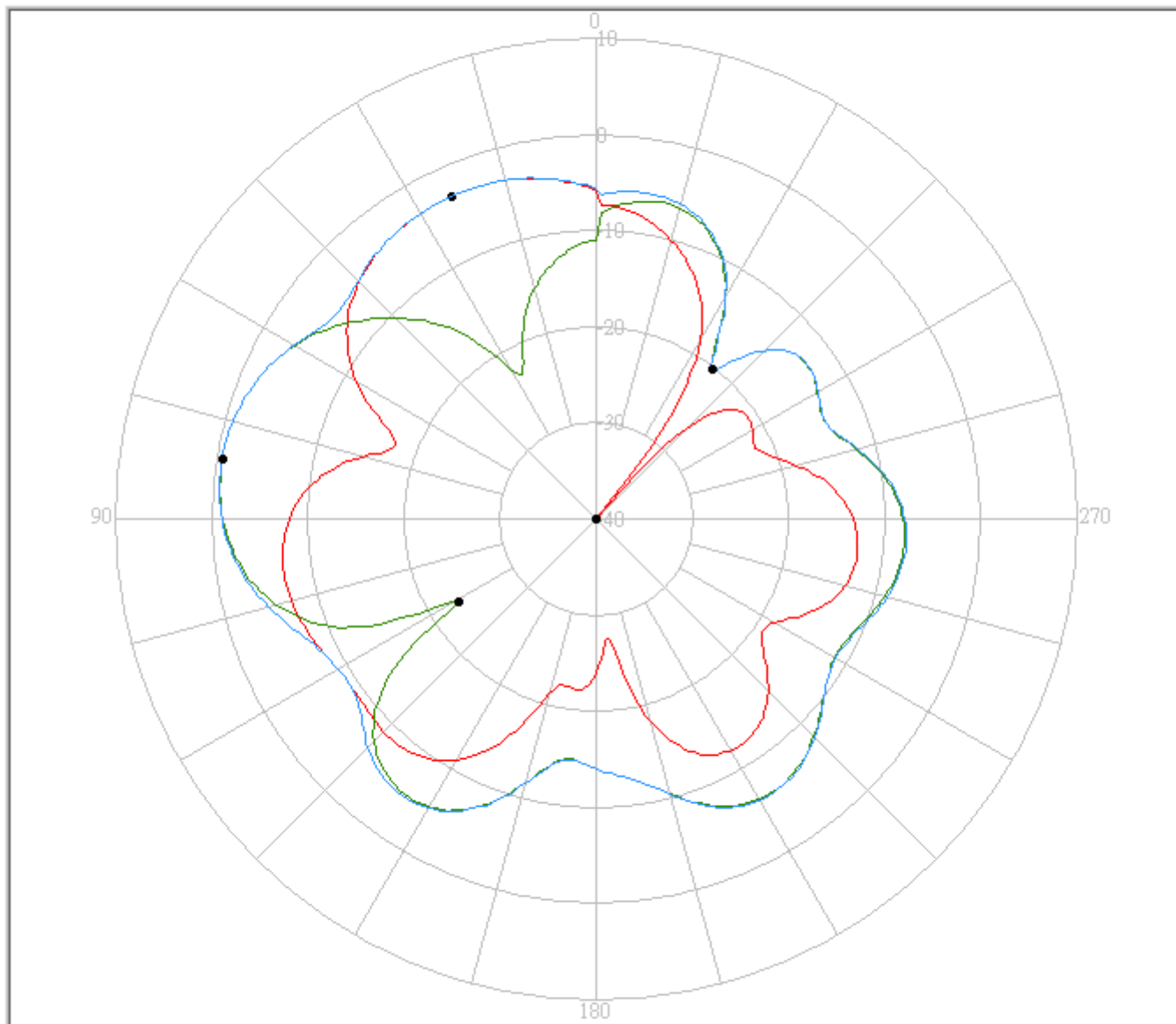
eService for Customer Satisfaction

FAVORTRON

FAVORTRON Co. Ltd

Antenna Pattern Measurement

4F, No. 108-1, Min Chuan Rd., Hsin-Tien City, Taipei, Taiwan, R.O.C. Tel:886-2-2218-2189,
Fax:886-2-2218-5760



Pattern	Model No.	Test Mode	Freq(MHz)	Max Gain(dBi)	Min Gain(dBi)	Avg. Gain(dBi)	Source Polar.	Date
1	X72IA6	GPRS	836.00	-3.21 / 24.00	-45.48 / 320.00	-9.63	Ver.	2006/4/3
2	X72IA6	GPRS	836.00	-0.62 / 81.00	-23.39 / 121.00	-7.43	Hor.	2006/4/3
3	X72IA6	GPRS	836.00	-0.60 / 81.00	-20.24 / 322.00	-6.09	V+H	2006/4/3

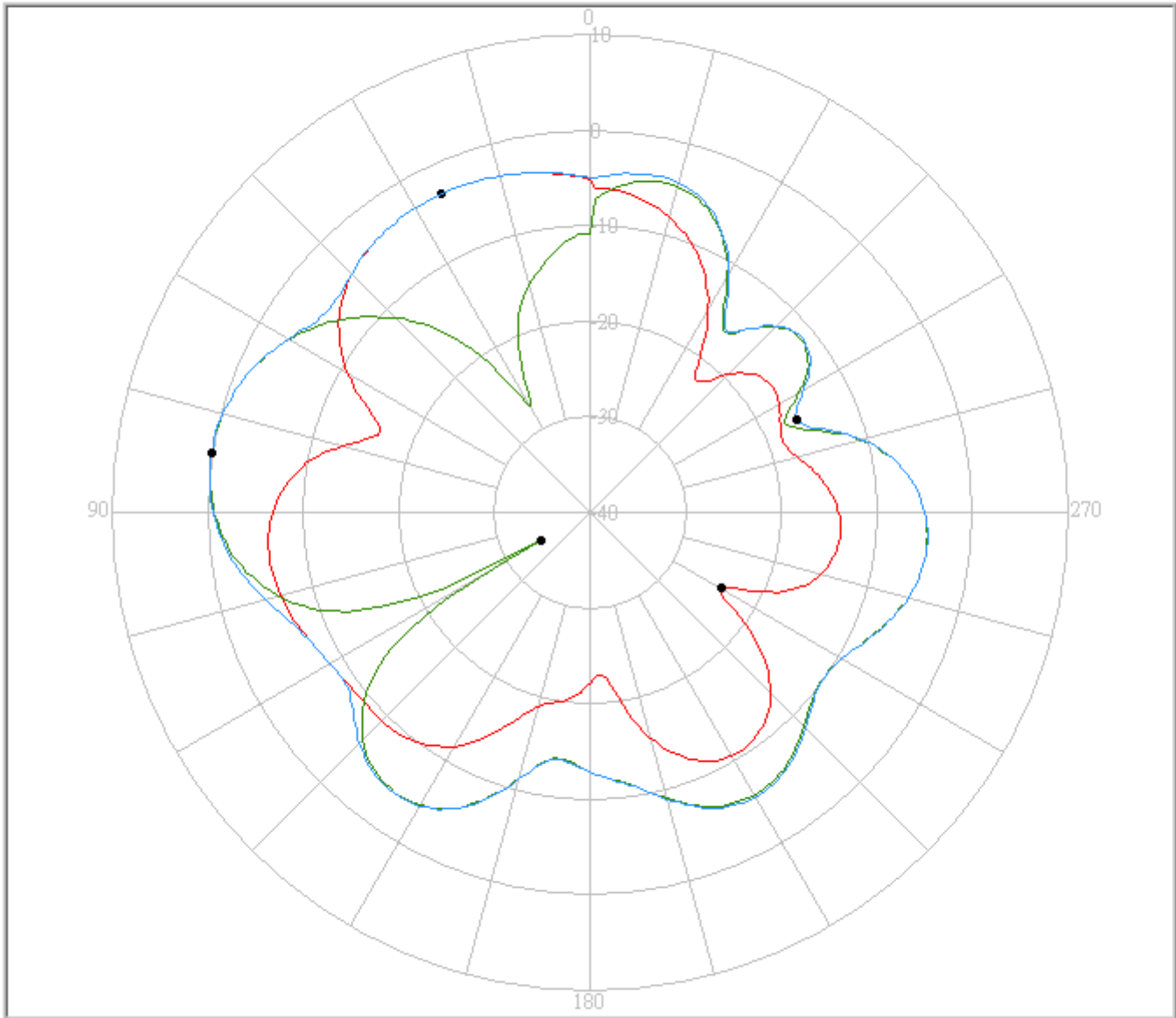
c. 0.849GHz



FAVORTRON Co. Ltd

Antenna Pattern Measurement

4F, No. 108-1, Min Chuan Rd., Hsin-Tien City, Taipei, Taiwan, R.O.C. Tel:886-2-2218-2189,
Fax:886-2-2218-5760



Pattern	Model No.	Test Mode	Freq(MHz)	Max Gain(dBi)	Min Gain(dBi)	Avg. Gain(dBi)	Source Polar.	Date
1	X72IA6	GPRS	849.00	-3.24 / 25.00	-24.24 / 240.00	-9.16	Ver.	2006/4/3
2	X72IA6	GPRS	849.00	0.06 / 81.00	-34.07 / 119.00	-6.61	Hor.	2006/4/3
3	X72IA6	GPRS	849.00	0.09 / 81.00	-16.34 / 294.00	-5.39	V+H	2006/4/3

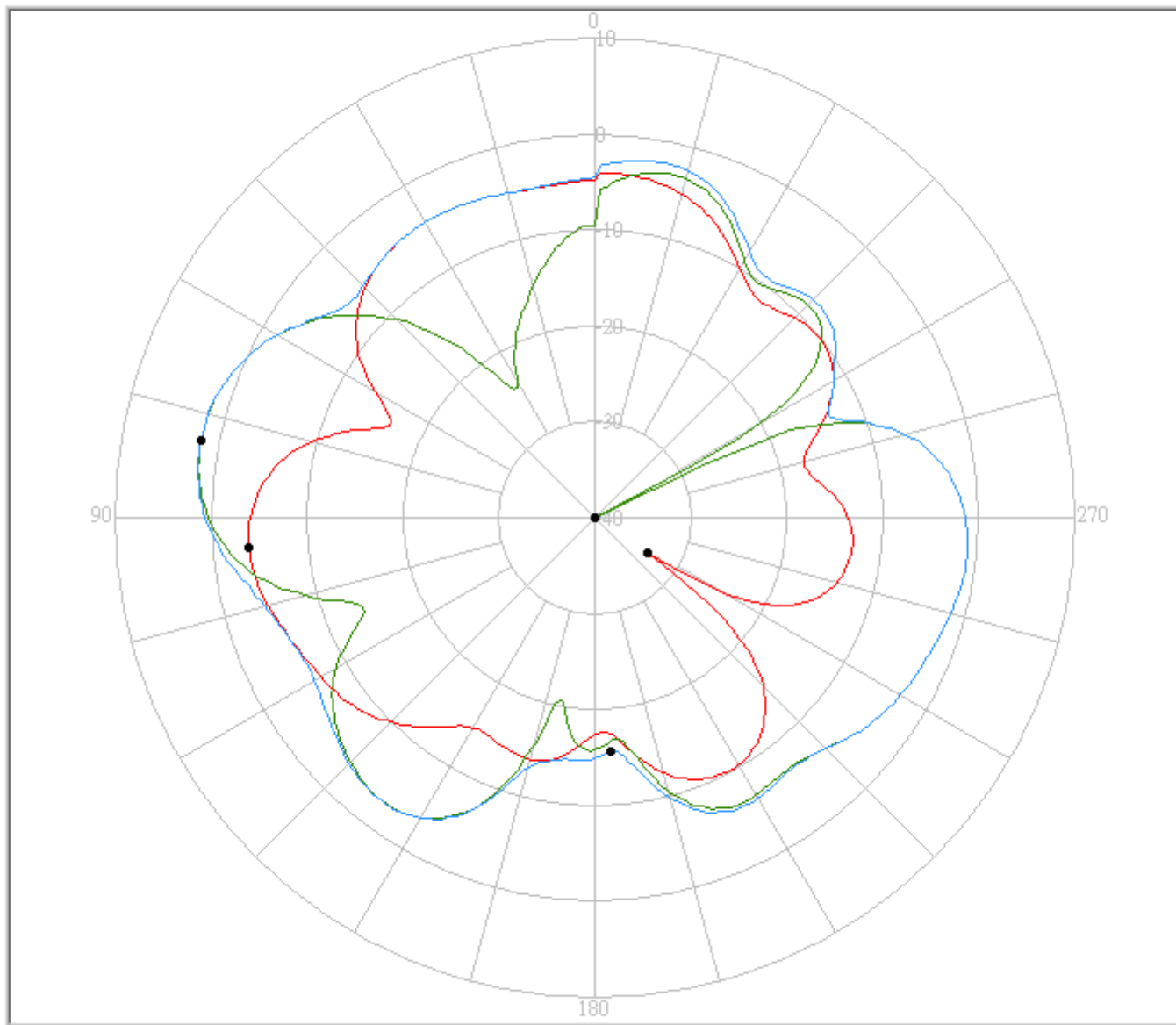
d. 0.869GHz



FAVORTRON Co. Ltd

Antenna Pattern Measurement

4F, No. 108-1, Min Chuan Rd., Hsin-Tien City, Taipei, Taiwan, R.O.C. Tel:886-2-2218-2189,
Fax:886-2-2218-5760



Pattern	Model No.	Test Mode	Freq(MHz)	Max Gain(dBi)	Min Gain(dBi)	Avg. Gain(dBi)	Source Polar.	Date
1	X72IA6	GPRS	869.00	-3.83 / 95.00	-33.37 / 236.00	-8.46	Ver.	2006/4/3
2	X72IA6	GPRS	869.00	1.82 / 79.00	-38.70 / 297.00	-4.74	Hor.	2006/4/3
3	X72IA6	GPRS	869.00	1.85 / 79.00	-15.53 / 184.00	-3.90	V+H	2006/4/3

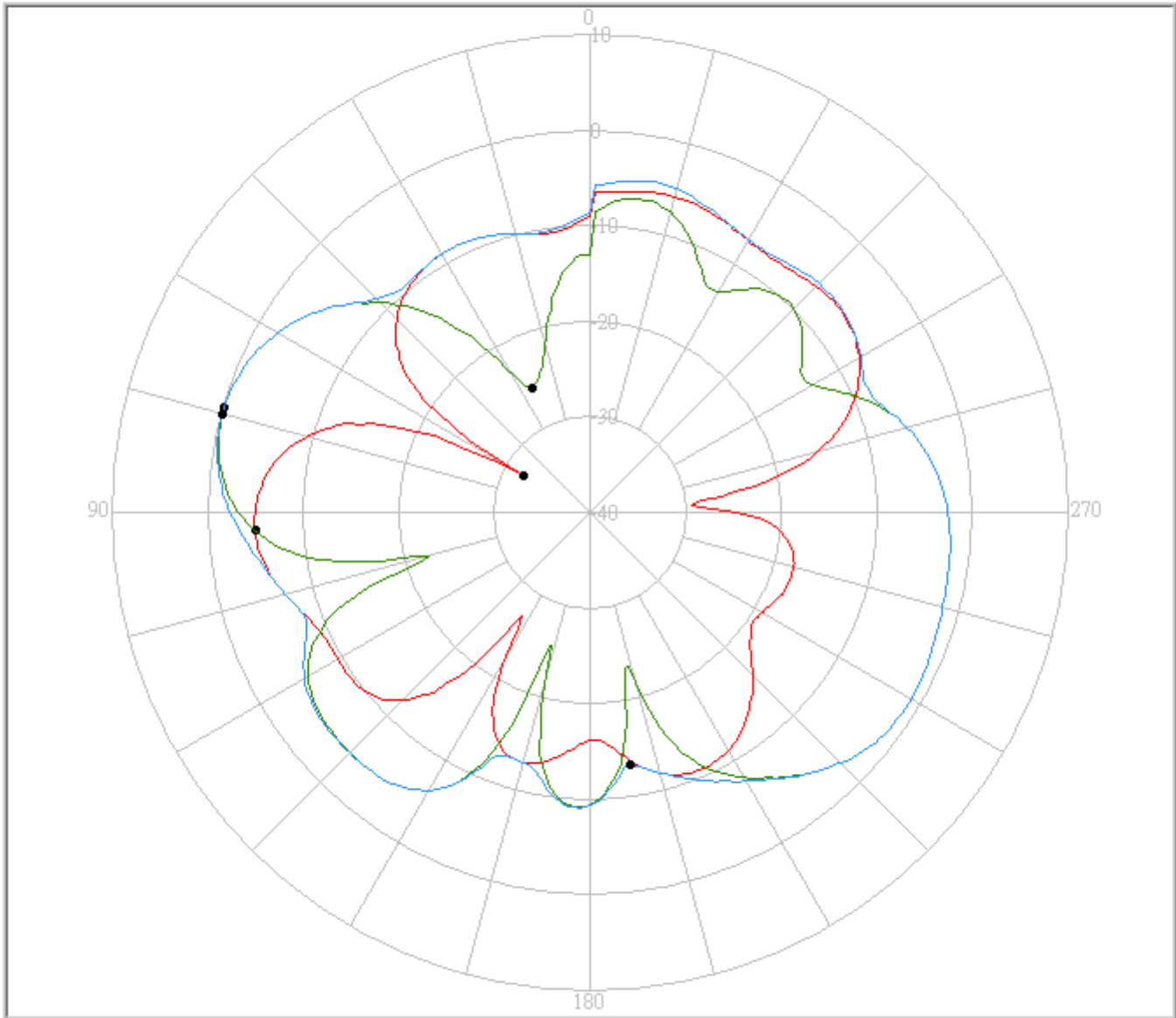
e. 0.880GHz



FAVORTRON Co. Ltd

Antenna Pattern Measurement

4F, No. 108-1, Min Chuan Rd., Hsin-Tien City, Taipei, Taiwan, R.O.C. Tel:886-2-2218-2189, Fax:886-2-2218-5760



Pattern	Model No.	Test Mode	Freq(MHz)	Max Gain(dBi)	Min Gain(dBi)	Avg. Gain(dBi)	Source Polar.	Date
1	X721A6	GPRS	880.00	-4.89 / 93.00	-32.02 / 61.00	-9.92	Ver.	2006/4/3
2	X721A6	GPRS	880.00	-0.22 / 74.00	-25.61 / 25.00	-5.66	Hor.	2006/4/3
3	X721A6	GPRS	880.00	-0.19 / 75.00	-13.26 / 189.00	-4.87	V+H	2006/4/3

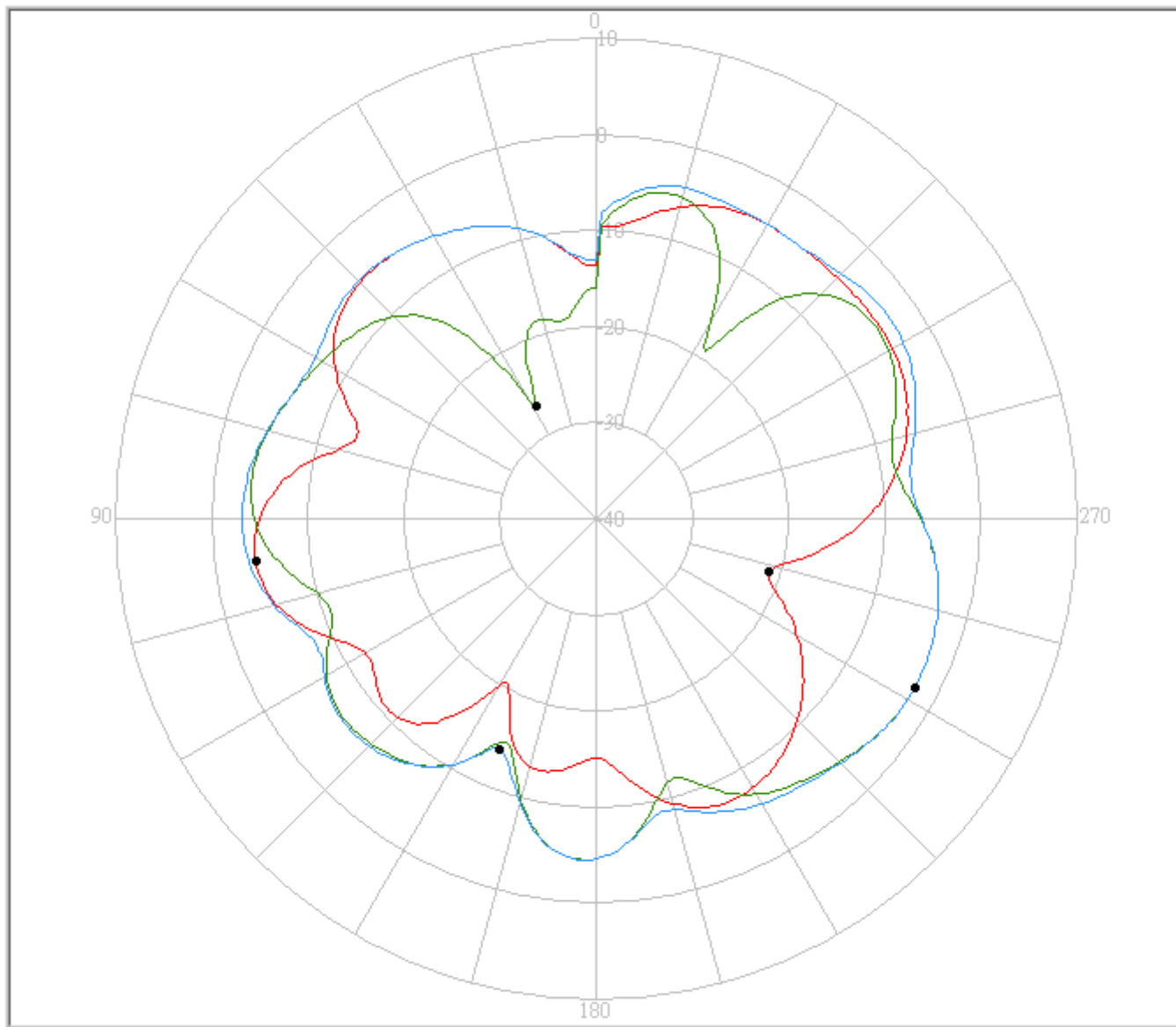
f. 0.894GHz



FAVORTRON Co. Ltd

Antenna Pattern Measurement

4F, No. 108-1, Min Chuan Rd., Hsin-Tien City, Taipei, Taiwan, R.O.C. Tel:886-2-2218-2189,
Fax:886-2-2218-5760



Pattern	Model No.	Test Mode	Freq(MHz)	Max Gain(dBi)	Min Gain(dBi)	Avg. Gain(dBi)	Source Polar.	Date
1	X72IA6	GPRS	894.00	-4.35 / 97.00	-21.20 / 253.00	-8.06	Ver.	2006/4/3
2	X72IA6	GPRS	894.00	-2.52 / 242.00	-26.68 / 28.00	-6.81	Hor.	2006/4/3
3	X72IA6	GPRS	894.00	-2.52 / 242.00	-14.01 / 157.00	-5.33	V+H	2006/4/3

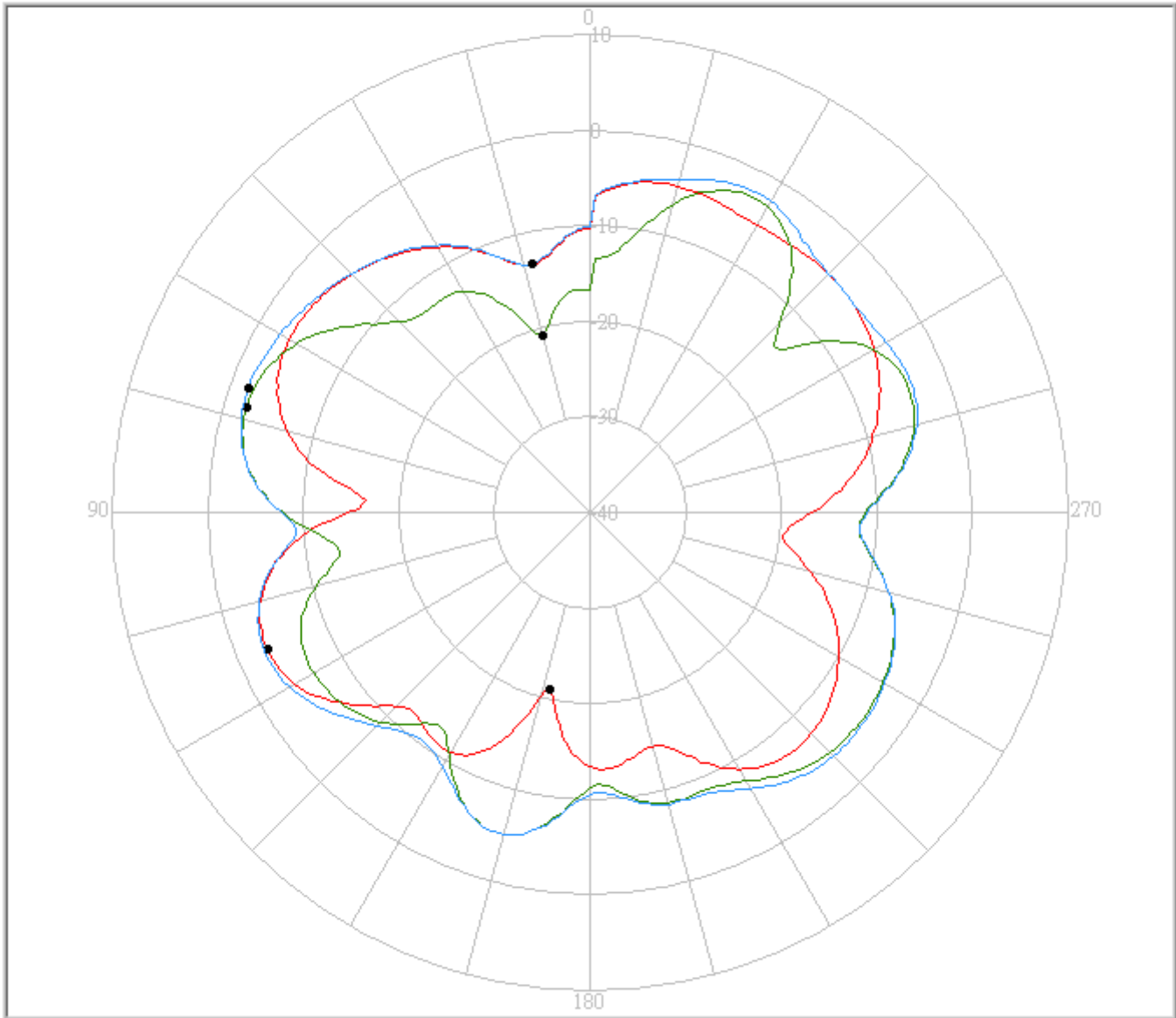
g. 0.900GHz



FAVORTRON Co. Ltd

Antenna Pattern Measurement

4F, No. 108-1, Min Chuan Rd., Hsin-Tien City, Taipei, Taiwan, R.O.C. Tel:886-2-2218-2189,
Fax:886-2-2218-5760



Pattern	Model No.	Test Mode	Freq(MHz)	Max Gain(dBi)	Min Gain(dBi)	Avg. Gain(dBi)	Source Polar.	Date
1	X72IA6	GPRS	900.00	-3.35 / 113.00	-20.95 / 167.00	-7.62	Ver.	2006/4/3
2	X72IA6	GPRS	900.00	-2.40 / 73.00	-20.82 / 15.00	-7.03	Hor.	2006/4/3
3	X72IA6	GPRS	900.00	-1.95 / 70.00	-13.37 / 13.00	-5.41	V+H	2006/4/3

h. 0.915GHz



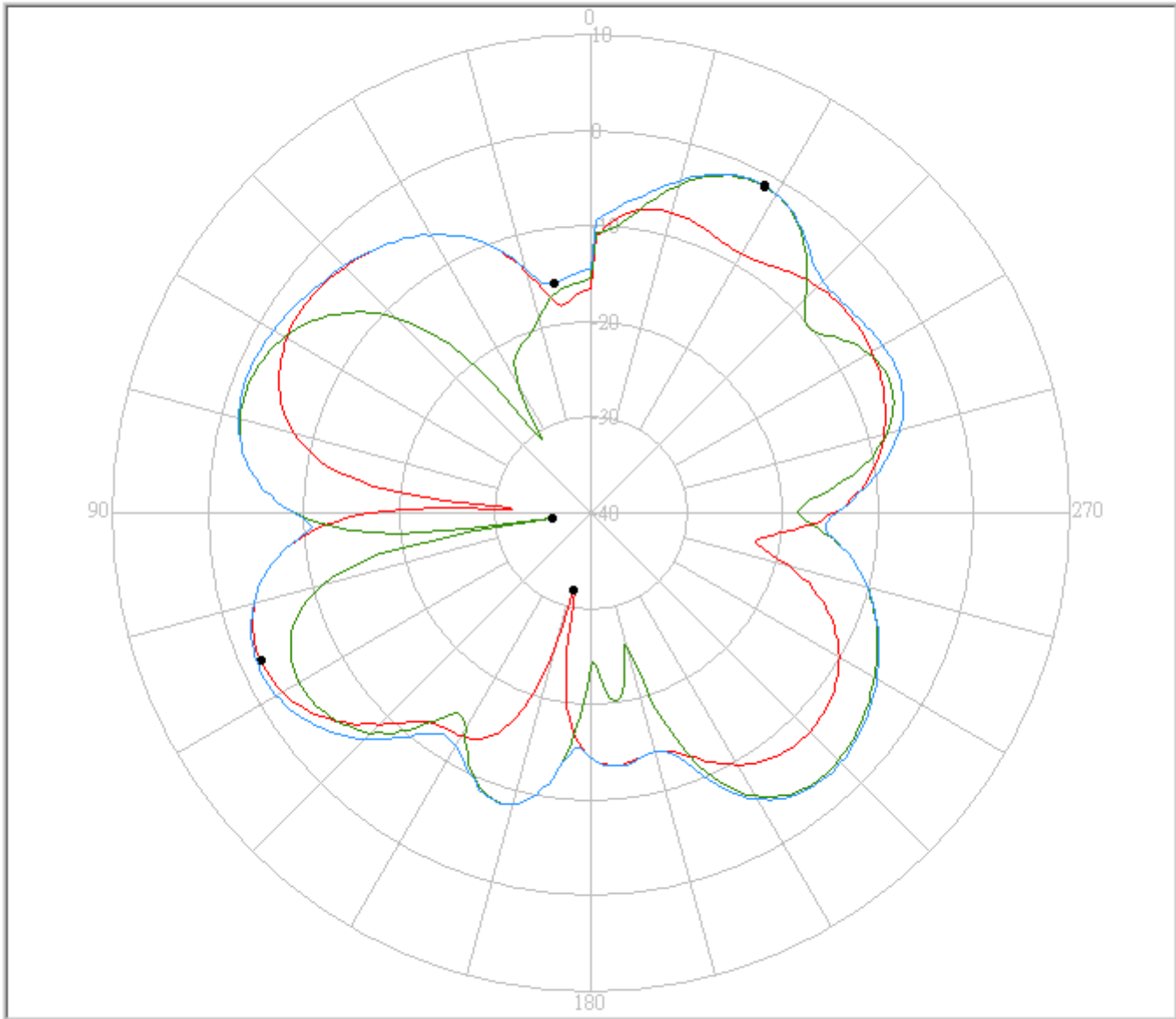
eService for Customer Satisfaction

FAVORTRON

FAVORTRON Co. Ltd

Antenna Pattern Measurement

4F, No. 108-1, Min Chuan Rd., Hsin-Tien City, Taipei, Taiwan, R.O.C. Tel:886-2-2218-2189,
Fax:886-2-2218-5760



Pattern	Model No.	Test Mode	Freq(MHz)	Max Gain(dBi)	Min Gain(dBi)	Avg. Gain(dBi)	Source Polar.	Date
1	X72IA6	GPRS	915.00	-2.23 / 114.00	-31.81 / 167.00	-7.81	Ver.	2006/4/3
2	X72IA6	GPRS	915.00	-1.35 / 332.00	-35.97 / 98.00	-6.97	Hor.	2006/4/3
3	X72IA6	GPRS	915.00	-1.28 / 332.00	-15.75 / 9.00	-5.41	V+H	2006/4/3

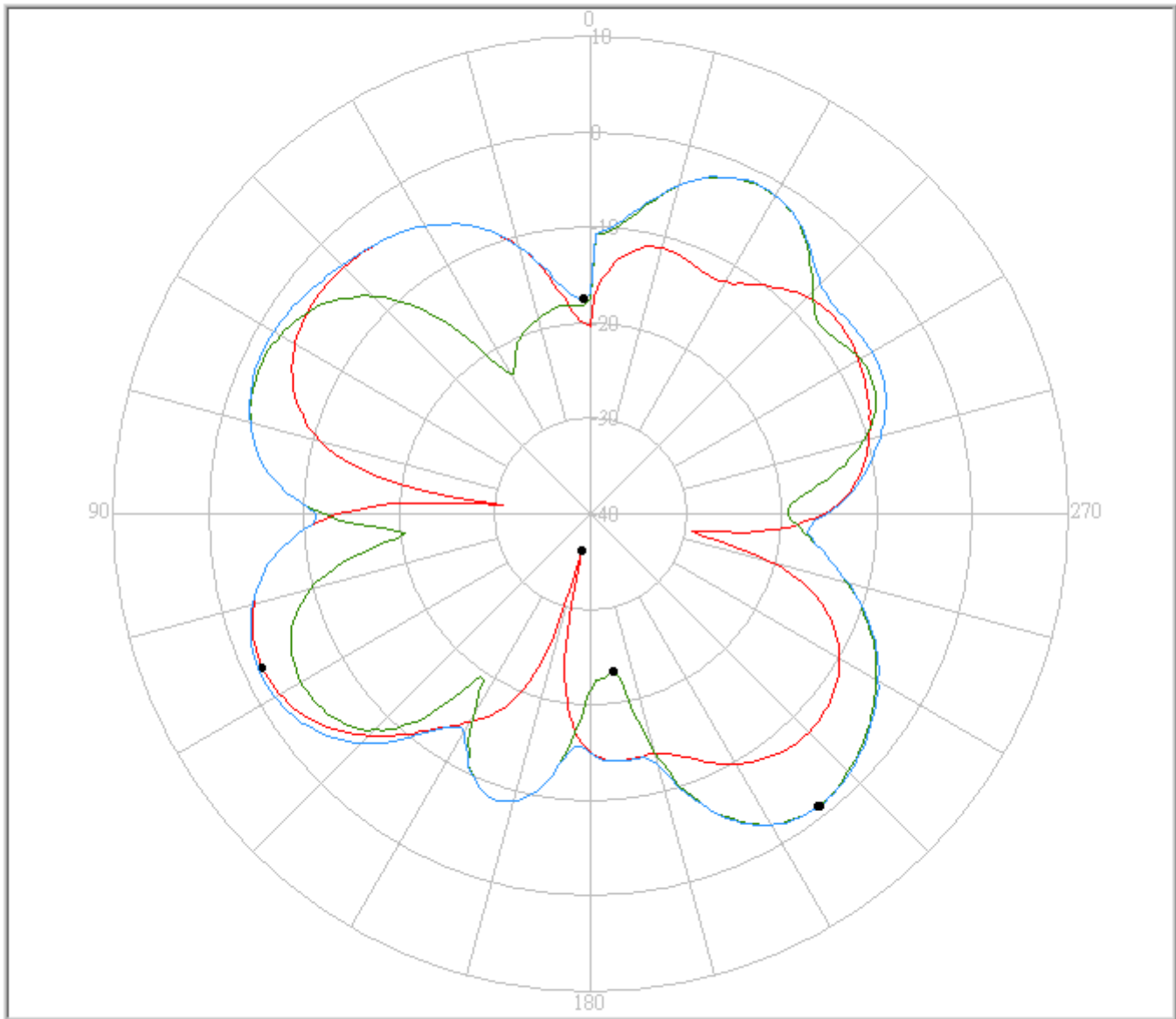
i.0.925GHz



FAVORTRON Co. Ltd

Antenna Pattern Measurement

4F, No. 108-1, Min Chuan Rd., Hsin-Tien City, Taipei, Taiwan, R.O.C. Tel:886-2-2218-2189,
Fax:886-2-2218-5760



Pattern	Model No.	Test Mode	Freq(MHz)	Max Gain(dBi)	Min Gain(dBi)	Avg. Gain(dBi)	Source Polar.	Date
1	X72IA6	GPRS	925.00	-2.05 / 115.00	-36.07 / 166.00	-8.18	Ver.	2006/4/3
2	X72IA6	GPRS	925.00	-1.22 / 218.00	-23.28 / 188.00	-6.60	Hor.	2006/4/3
3	X72IA6	GPRS	925.00	-1.13 / 218.00	-17.38 / 2.00	-5.24	V+H	2006/4/3

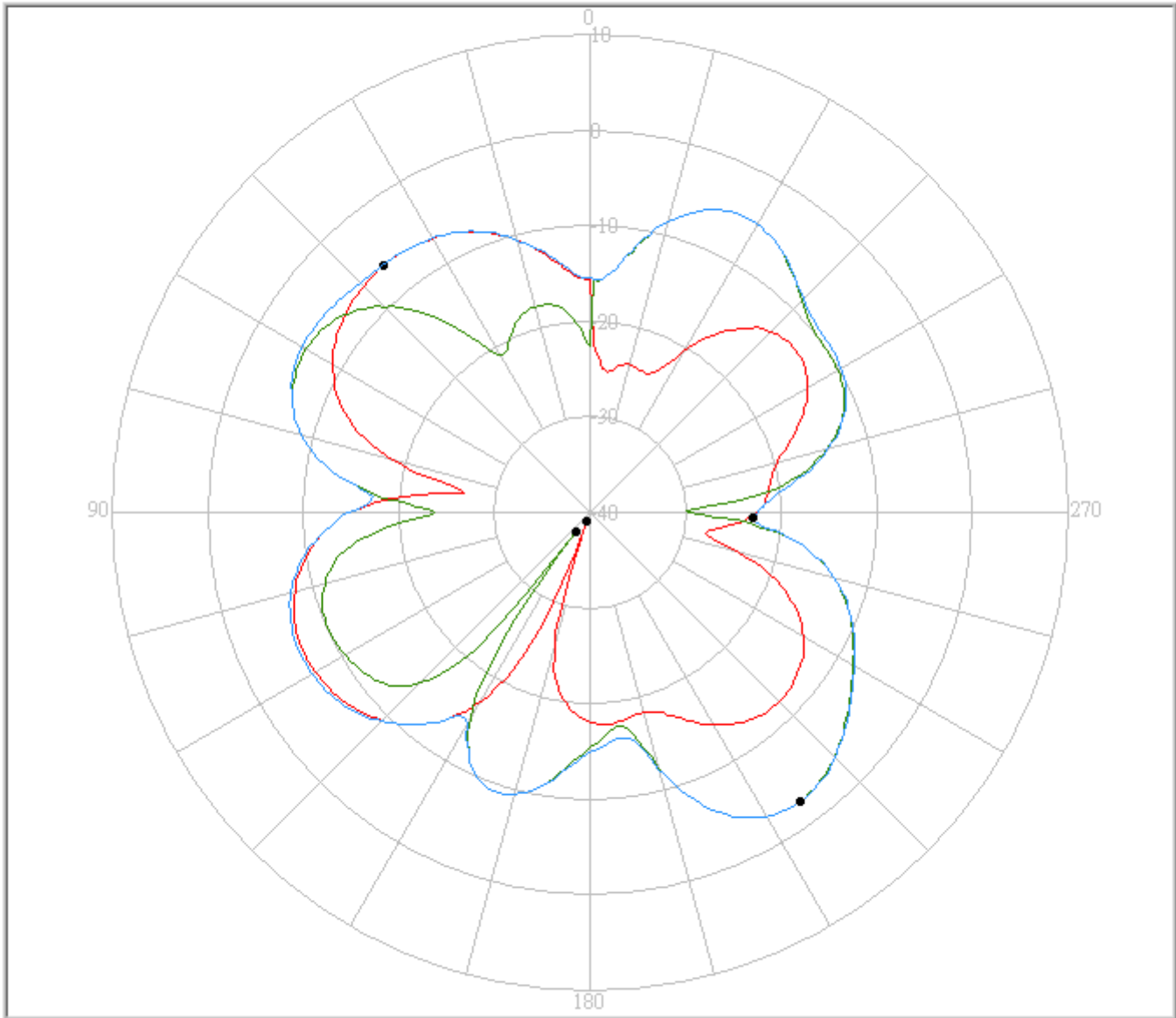
j. 10.940GHz



FAVORTRON Co. Ltd

Antenna Pattern Measurement

4F, No. 108-1, Min Chuan Rd., Hsin-Tien City, Taipei, Taiwan, R.O.C. Tel:886-2-2218-2189, Fax:886-2-2218-5760



Pattern	Model No.	Test Mode	Freq(MHz)	Max Gain(dBi)	Min Gain(dBi)	Avg. Gain(dBi)	Source Polar.	Date
1	X72IA6	GPRS	940.00	-6.34 / 40.00	-39.03 / 160.00	-12.02	Ver.	2006/4/3
2	X72IA6	GPRS	940.00	-2.62 / 216.00	-37.53 / 143.00	-9.35	Hor.	2006/4/3
3	X72IA6	GPRS	940.00	-2.60 / 216.00	-23.02 / 268.00	-8.19	V+H	2006/4/3

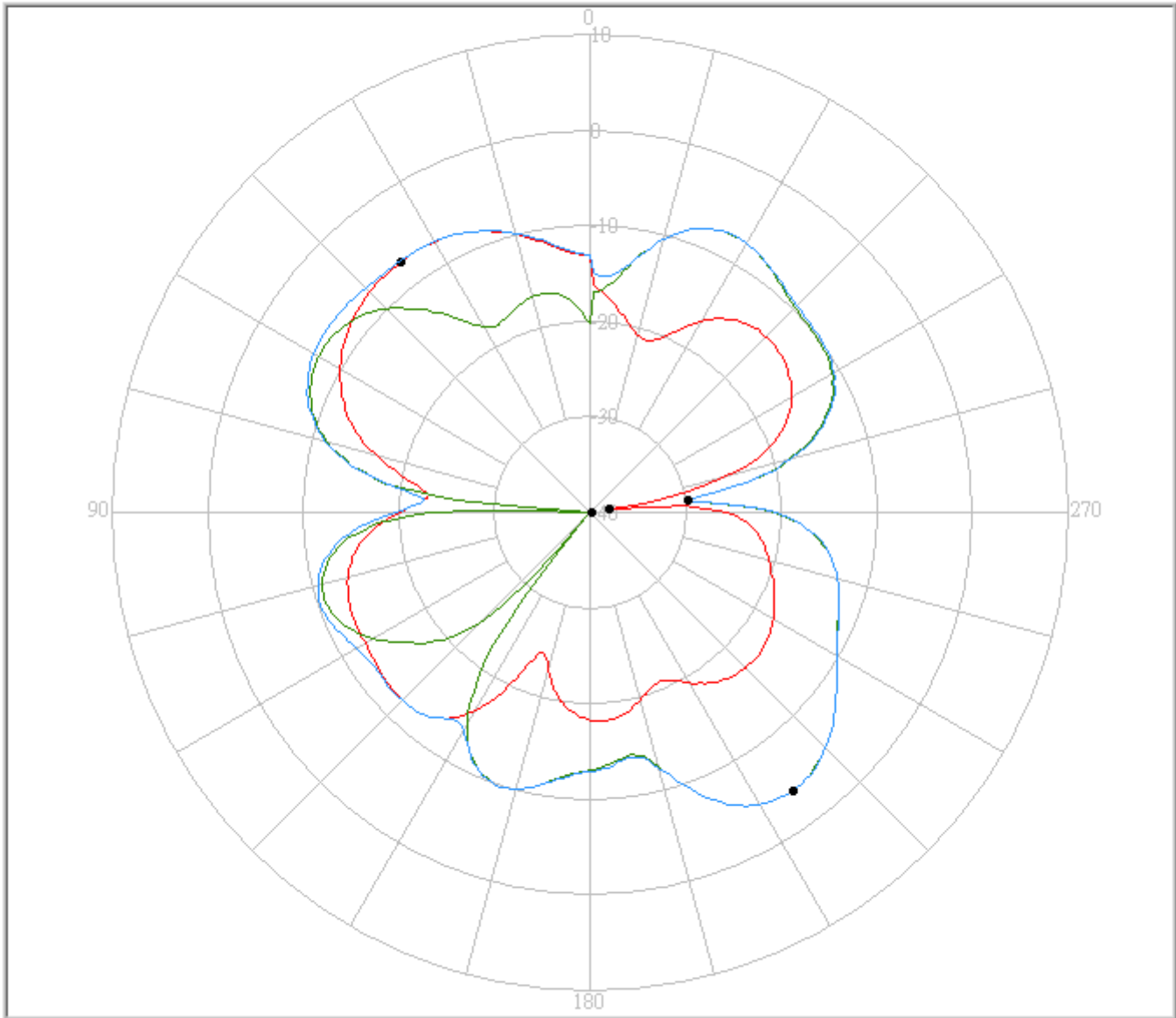
k. 0.960GHz



FAVORTRON Co. Ltd

Antenna Pattern Measurement

4F, No. 108-1, Min Chuan Rd., Hsin-Tien City, Taipei, Taiwan, R.O.C. Tel:886-2-2218-2189,
Fax:886-2-2218-5760



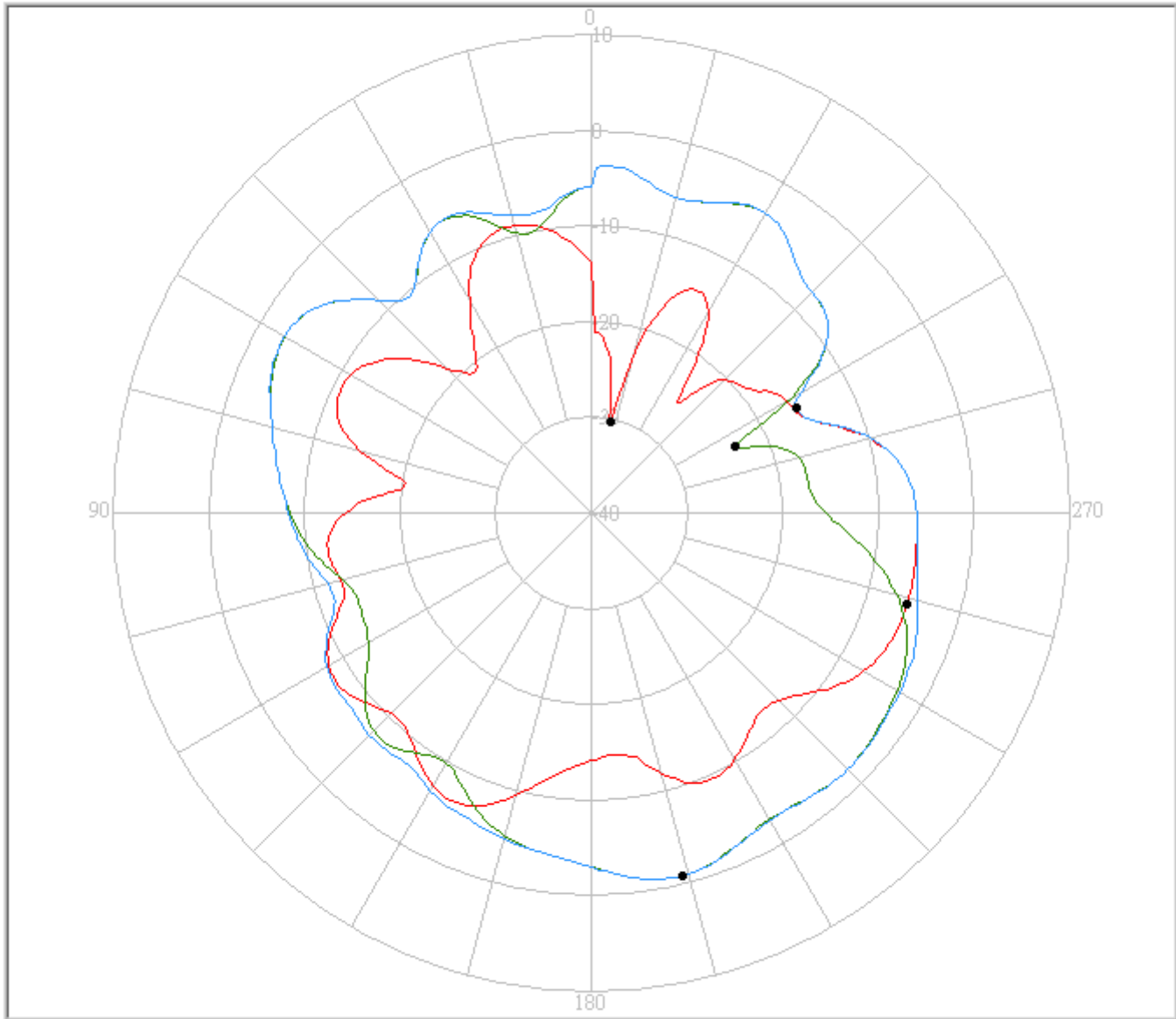
Pattern	Model No.	Test Mode	Freq(MHz)	Max Gain(dBi)	Min Gain(dBi)	Avg. Gain(dBi)	Source Polar.	Date
1	X721A6	GPRS	960.00	-7.13 / 37.00	-37.89 / 278.00	-13.77	Ver.	2006/4/3
2	X721A6	GPRS	960.00	-4.01 / 216.00	-40.25 / 87.00	-10.68	Hor.	2006/4/3
3	X721A6	GPRS	960.00	-4.00 / 216.00	-29.58 / 277.00	-9.66	V+H	2006/4/3

1. 1.71GHz



FAVORTRON Co. Ltd Antenna Pattern Measurement

4F, No. 108-1, Min Chuan Rd., Hsin-Tien City, Taipei, Taiwan, R.O.C. Tel:886-2-2218-2189,
Fax:886-2-2218-5760



Pattern	Model No.	Test Mode	Freq(MHz)	Max Gain(dBi)	Min Gain(dBi)	Avg. Gain(dBi)	Source Polar.	Date
1	X721A6	GPRS	1710.00	-5.64 / 254.00	-30.26 / 348.00	-10.57	Ver.	2006/4/3
2	X721A6	GPRS	1710.00	-0.92 / 194.00	-23.35 / 295.00	-5.70	Hor.	2006/4/3
3	X721A6	GPRS	1710.00	-0.91 / 194.00	-15.99 / 297.00	-5.15	V+H	2006/4/3

m. 1.75GHz



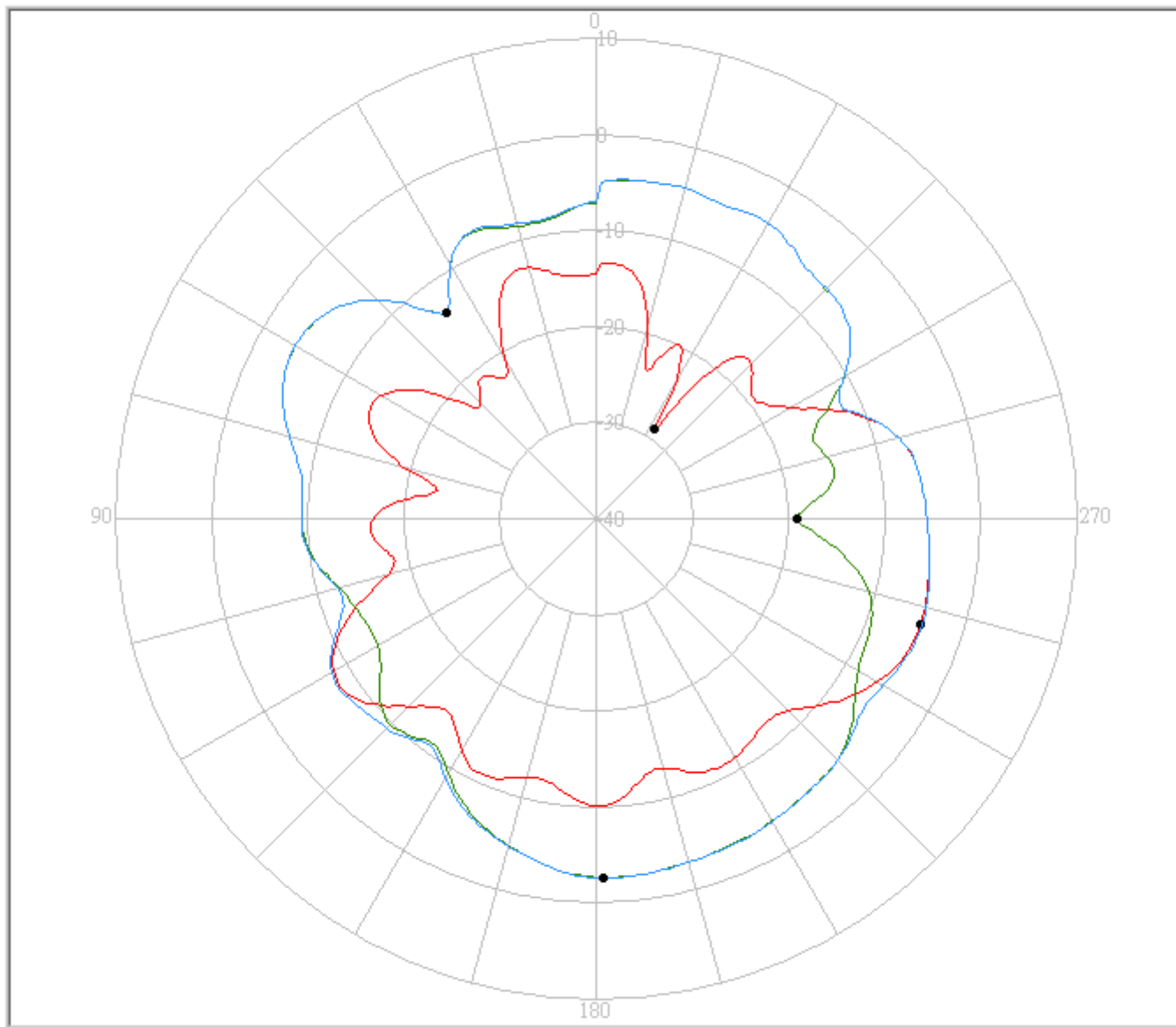
eService for Customer Satisfaction

FAVORTRON

FAVORTRON Co. Ltd

Antenna Pattern Measurement

4F, No. 108-1, Min Chuan Rd., Hsin-Tien City, Taipei, Taiwan, R.O.C. Tel:886-2-2218-2189,
Fax:886-2-2218-5760



Pattern	Model No.	Test Mode	Freq(MHz)	Max Gain(dBi)	Min Gain(dBi)	Avg. Gain(dBi)	Source Polar.	Date
1	X72IA6	GPRS	1750.00	-4.57 / 252.00	-28.78 / 327.00	-11.02	Ver.	2006/4/3
2	X72IA6	GPRS	1750.00	-2.67 / 181.00	-19.06 / 270.00	-6.68	Hor.	2006/4/3
3	X72IA6	GPRS	1750.00	-2.60 / 181.00	-13.46 / 36.00	-5.91	V+H	2006/4/3

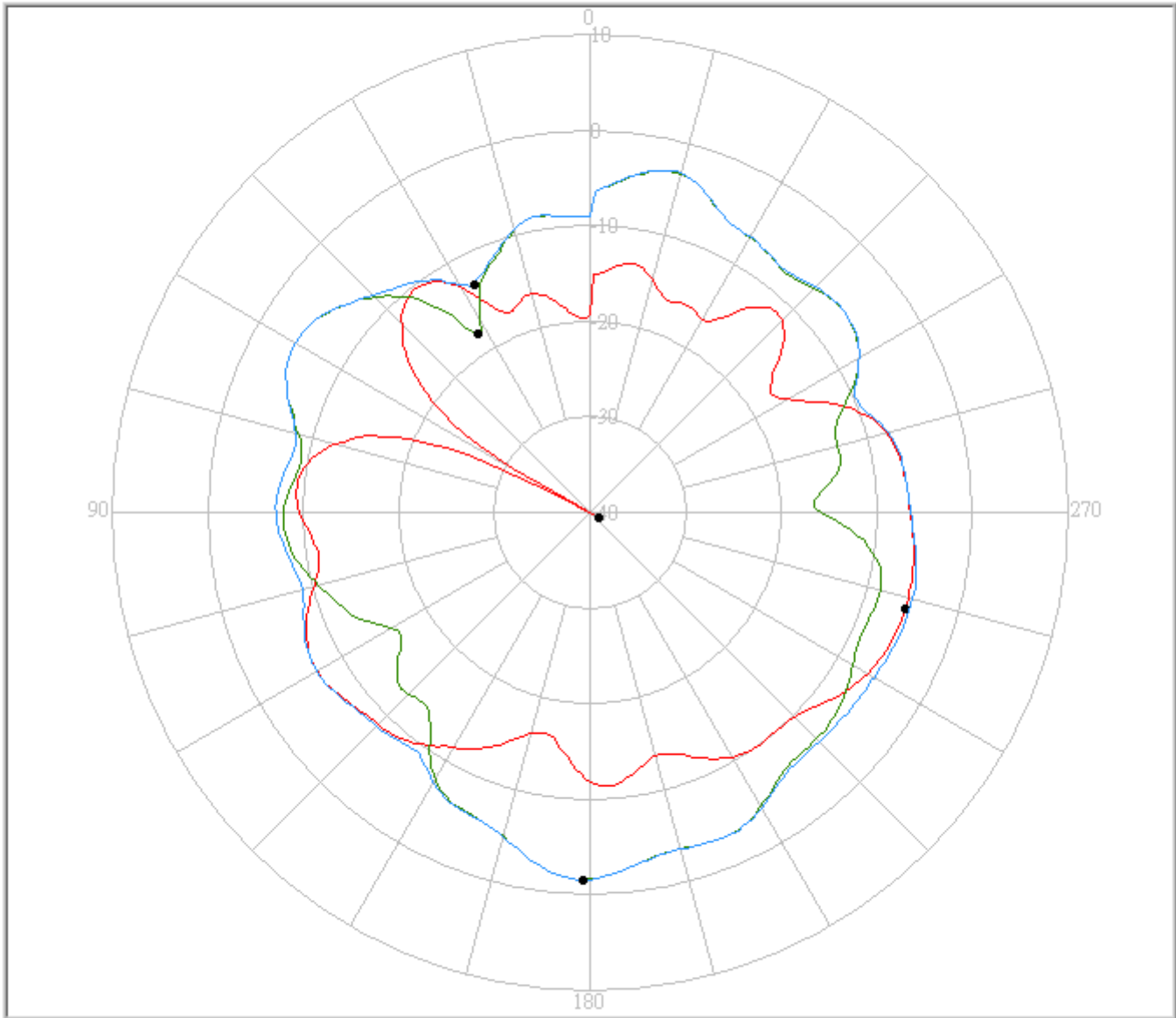
n. 1.785GHz



FAVORTRON Co. Ltd

Antenna Pattern Measurement

4F, No. 108-1, Min Chuan Rd., Hsin-Tien City, Taipei, Taiwan, R.O.C. Tel:886-2-2218-2189,
Fax:886-2-2218-5760



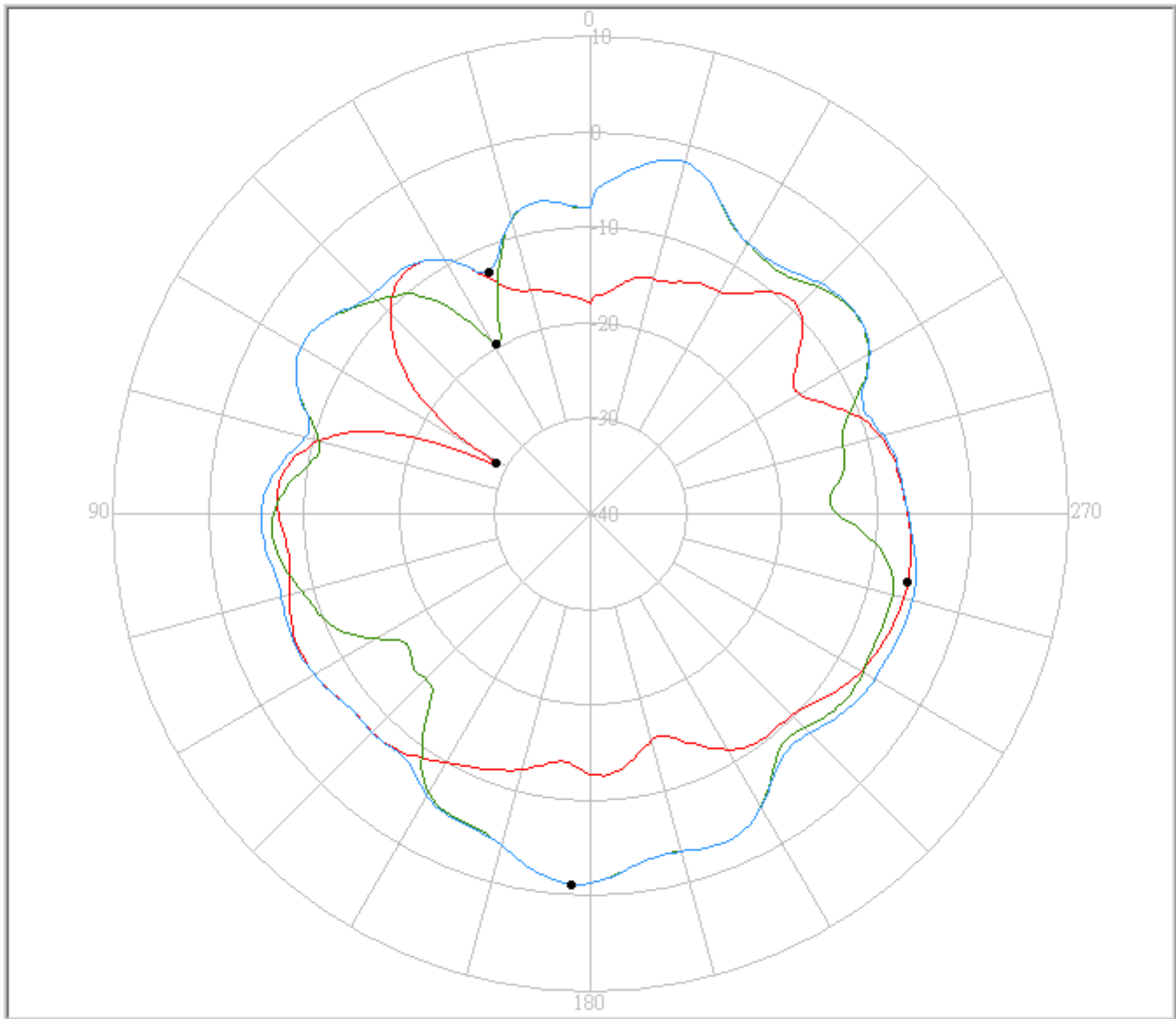
Pattern	Model No.	Test Mode	Freq(MHz)	Max Gain(dBi)	Min Gain(dBi)	Avg. Gain(dBi)	Source Polar.	Date
1	X721A6	GPRS	1785.00	-5.53 / 253.00	-41.04 / 62.00	-10.40	Ver.	2006/4/3
2	X721A6	GPRS	1785.00	-1.60 / 179.00	-17.92 / 32.00	-6.92	Hor.	2006/4/3
3	X721A6	GPRS	1785.00	-1.58 / 179.00	-13.33 / 27.00	-6.04	V+H	2006/4/3

o. 1.805GHz



FAVORTRON Co. Ltd Antenna Pattern Measurement

4F, No. 108-1, Min Chuan Rd., Hsin-Tien City, Taipei, Taiwan, R.O.C. Tel:886-2-2218-2189,
Fax:886-2-2218-5760



Pattern	Model No.	Test Mode	Freq(MHz)	Max Gain(dBi)	Min Gain(dBi)	Avg. Gain(dBi)	Source Polar.	Date
1	X72IA6	GPRS	1805.00	-6.02 / 258.00	-28.79 / 62.00	-9.81	Ver.	2006/4/3
2	X72IA6	GPRS	1805.00	-1.20 / 177.00	-19.73 / 29.00	-6.51	Hor.	2006/4/3
3	X72IA6	GPRS	1805.00	-1.19 / 177.00	-12.62 / 23.00	-5.62	V+H	2006/4/3

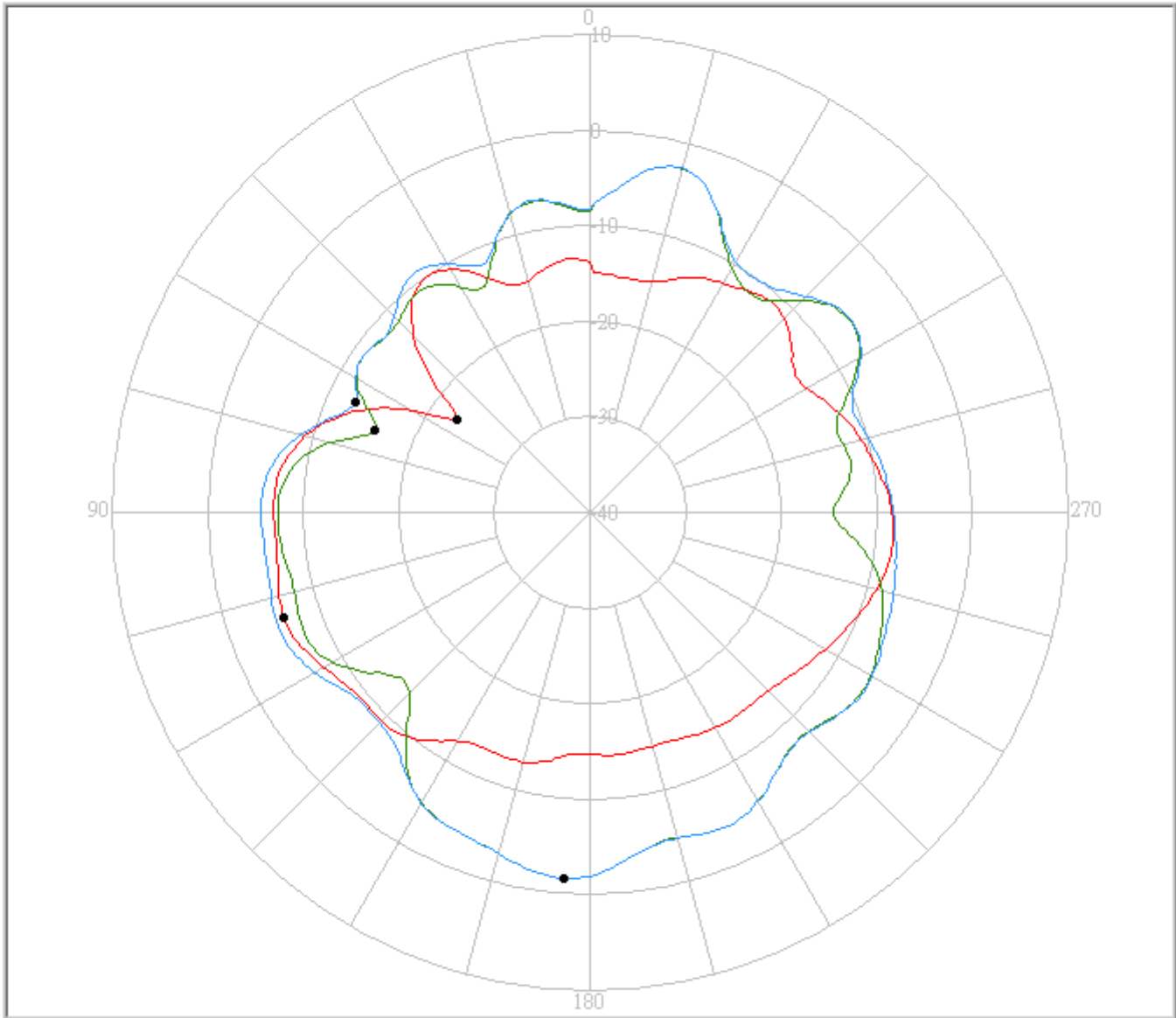
p. 1.84GHz



FAVORTRON Co. Ltd

Antenna Pattern Measurement

4F, No. 108-1, Min Chuan Rd., Hsin-Tien City, Taipei, Taiwan, R.O.C. Tel:886-2-2218-2189,
Fax:886-2-2218-5760



Pattern	Model No.	Test Mode	Freq(MHz)	Max Gain(dBi)	Min Gain(dBi)	Avg. Gain(dBi)	Source Polar.	Date
1	X721A6	GPRS	1840.00	-6.15 / 109.00	-23.09 / 55.00	-10.90	Ver.	2006/4/3
2	X721A6	GPRS	1840.00	-1.59 / 176.00	-15.94 / 69.00	-7.02	Hor.	2006/4/3
3	X721A6	GPRS	1840.00	-1.59 / 176.00	-12.90 / 65.00	-6.36	V+H	2006/4/3

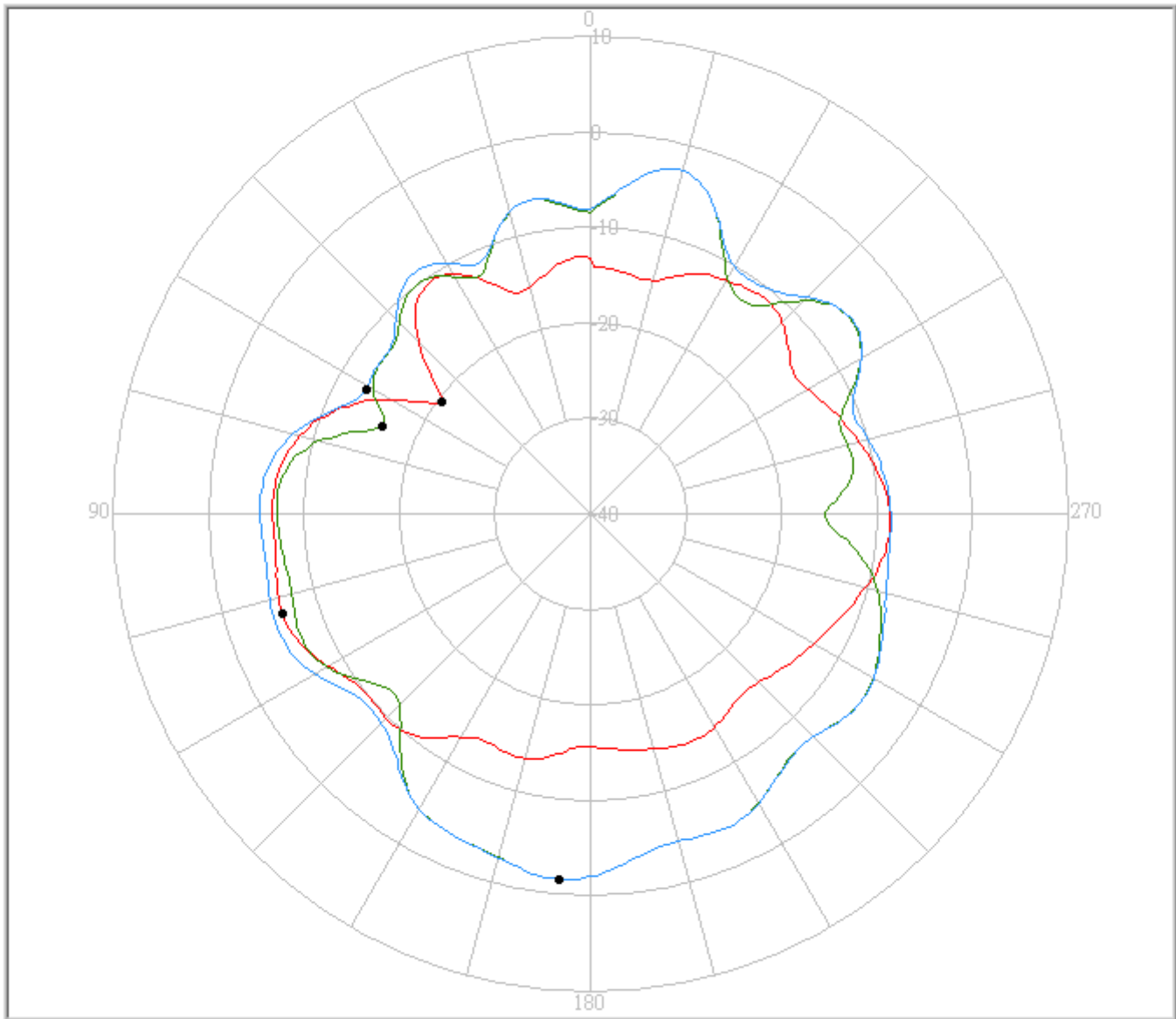
q. 1.85GHz



FAVORTRON Co. Ltd

Antenna Pattern Measurement

4F, No. 108-1, Min Chuan Rd., Hsin-Tien City, Taipei, Taiwan, R.O.C. Tel:886-2-2218-2189,
Fax:886-2-2218-5760



Pattern	Model No.	Test Mode	Freq(MHz)	Max Gain(dBi)	Min Gain(dBi)	Avg. Gain(dBi)	Source Polar.	Date
1	X721A6	GPRS	1850.00	-6.06 / 108.00	-20.41 / 53.00	-11.10	Ver.	2006/4/3
2	X721A6	GPRS	1850.00	-1.60 / 175.00	-16.37 / 67.00	-6.83	Hor.	2006/4/3
3	X721A6	GPRS	1850.00	-1.59 / 175.00	-13.14 / 61.00	-6.25	V+H	2006/4/3

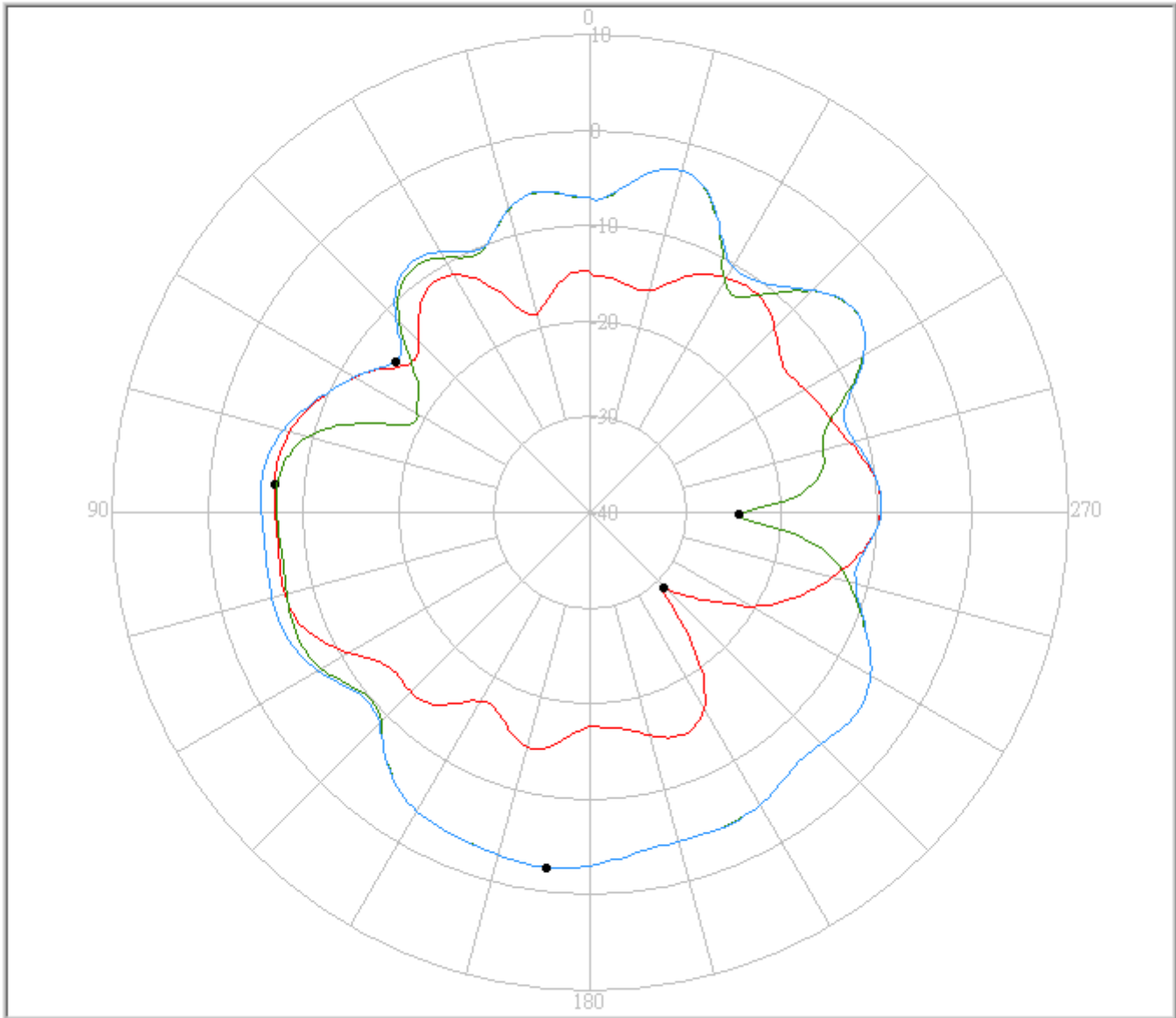
r. 1.88GHz



FAVORTRON Co. Ltd

Antenna Pattern Measurement

4F, No. 108-1, Min Chuan Rd., Hsin-Tien City, Taipei, Taiwan, R.O.C. Tel:886-2-2218-2189,
Fax:886-2-2218-5760



Pattern	Model No.	Test Mode	Freq(MHz)	Max Gain(dBi)	Min Gain(dBi)	Avg. Gain(dBi)	Source Polar.	Date
1	X721A6	GPRS	1880.00	-6.84 / 85.00	-29.06 / 224.00	-12.15	Ver.	2006/4/3
2	X721A6	GPRS	1880.00	-2.58 / 173.00	-24.48 / 269.00	-6.77	Hor.	2006/4/3
3	X721A6	GPRS	1880.00	-2.57 / 173.00	-14.32 / 52.00	-6.30	V+H	2006/4/3

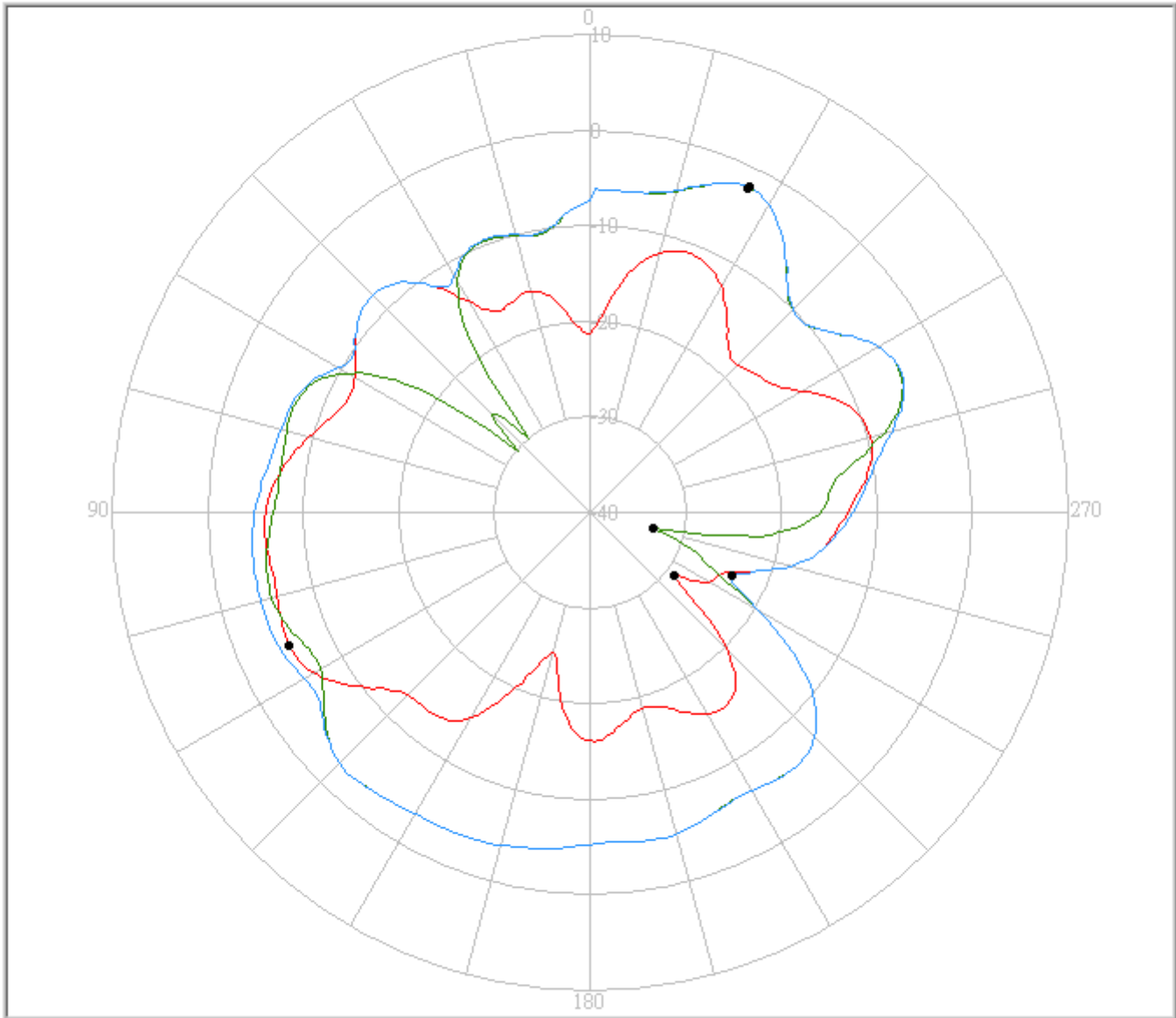
s. 1.91GHz



FAVORTRON Co. Ltd

Antenna Pattern Measurement

4F, No. 108-1, Min Chuan Rd., Hsin-Tien City, Taipei, Taiwan, R.O.C. Tel:886-2-2218-2189,
Fax:886-2-2218-5760



Pattern	Model No.	Test Mode	Freq(MHz)	Max Gain(dBi)	Min Gain(dBi)	Avg. Gain(dBi)	Source Polar.	Date
1	X72IA6	GPRS	1910.00	-5.57 / 114.00	-28.93 / 233.00	-11.69	Ver.	2006/4/3
2	X72IA6	GPRS	1910.00	-2.22 / 334.00	-33.11 / 256.00	-6.74	Hor.	2006/4/3
3	X72IA6	GPRS	1910.00	-2.19 / 334.00	-23.78 / 246.00	-6.22	V+H	2006/4/3

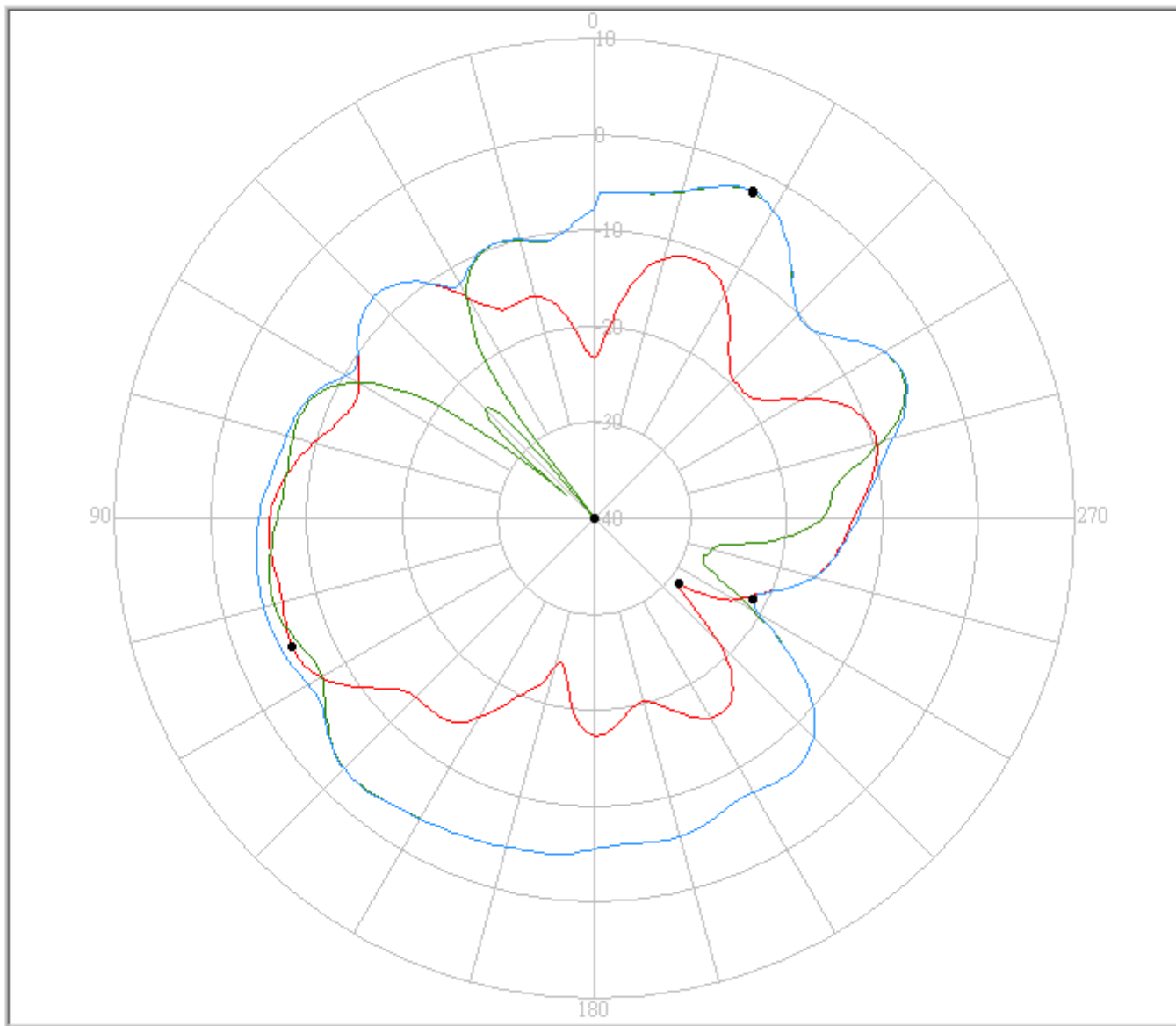
t. 1.92GHz



FAVORTRON Co. Ltd

Antenna Pattern Measurement

4F, No. 108-1, Min Chuan Rd., Hsin-Tien City, Taipei, Taiwan, R.O.C. Tel:886-2-2218-2189,
Fax:886-2-2218-5760



Pattern	Model No.	Test Mode	Freq(MHz)	Max Gain(dBi)	Min Gain(dBi)	Avg. Gain(dBi)	Source Polar.	Date
1	X72IA6	GPRS	1920.00	-5.83 / 113.00	-28.88 / 232.00	-11.84	Ver.	2006/4/3
2	X72IA6	GPRS	1920.00	-2.23 / 334.00	-39.96 / 39.00	-6.97	Hor.	2006/4/3
3	X72IA6	GPRS	1920.00	-2.20 / 334.00	-21.44 / 243.00	-6.41	V+H	2006/4/3

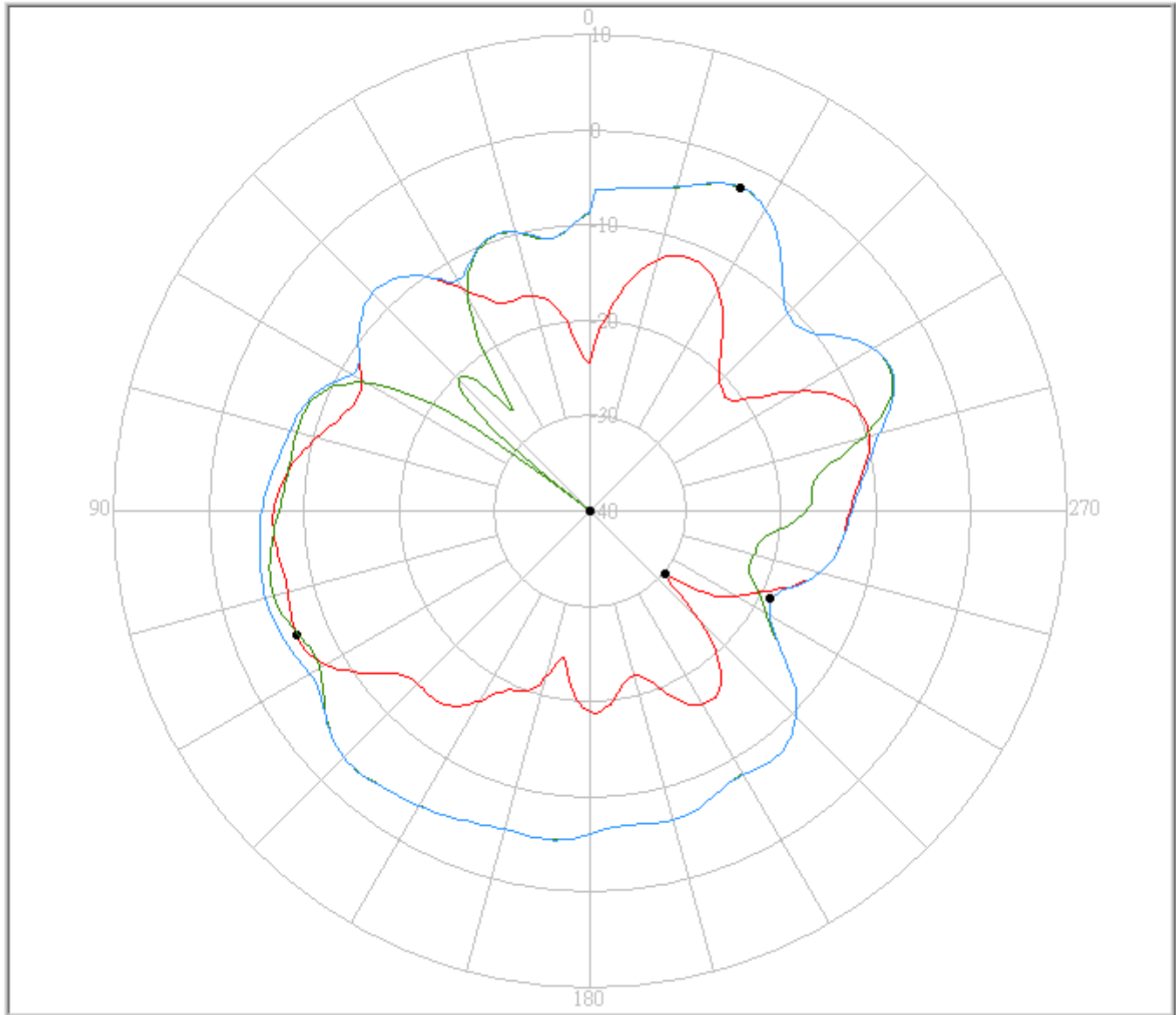
u. 1.93GHz



FAVORTRON Co. Ltd

Antenna Pattern Measurement

4F, No. 108-1, Min Chuan Rd., Hsin-Tien City, Taipei, Taiwan, R.O.C. Tel:886-2-2218-2189, Fax:886-2-2218-5760



Pattern	Model No.	Test Mode	Freq(MHz)	Max Gain(dBi)	Min Gain(dBi)	Avg. Gain(dBi)	Source Polar.	Date
1	X72IA6	GPRS	1930.00	-6.59 / 113.00	-29.77 / 230.00	-12.32	Ver.	2006/4/3
2	X72IA6	GPRS	1930.00	-2.58 / 335.00	-49.50 / 52.00	-7.48	Hor.	2006/4/3
3	X72IA6	GPRS	1930.00	-2.55 / 335.00	-18.91 / 244.00	-6.91	V+H	2006/4/3

v 1.96GHz



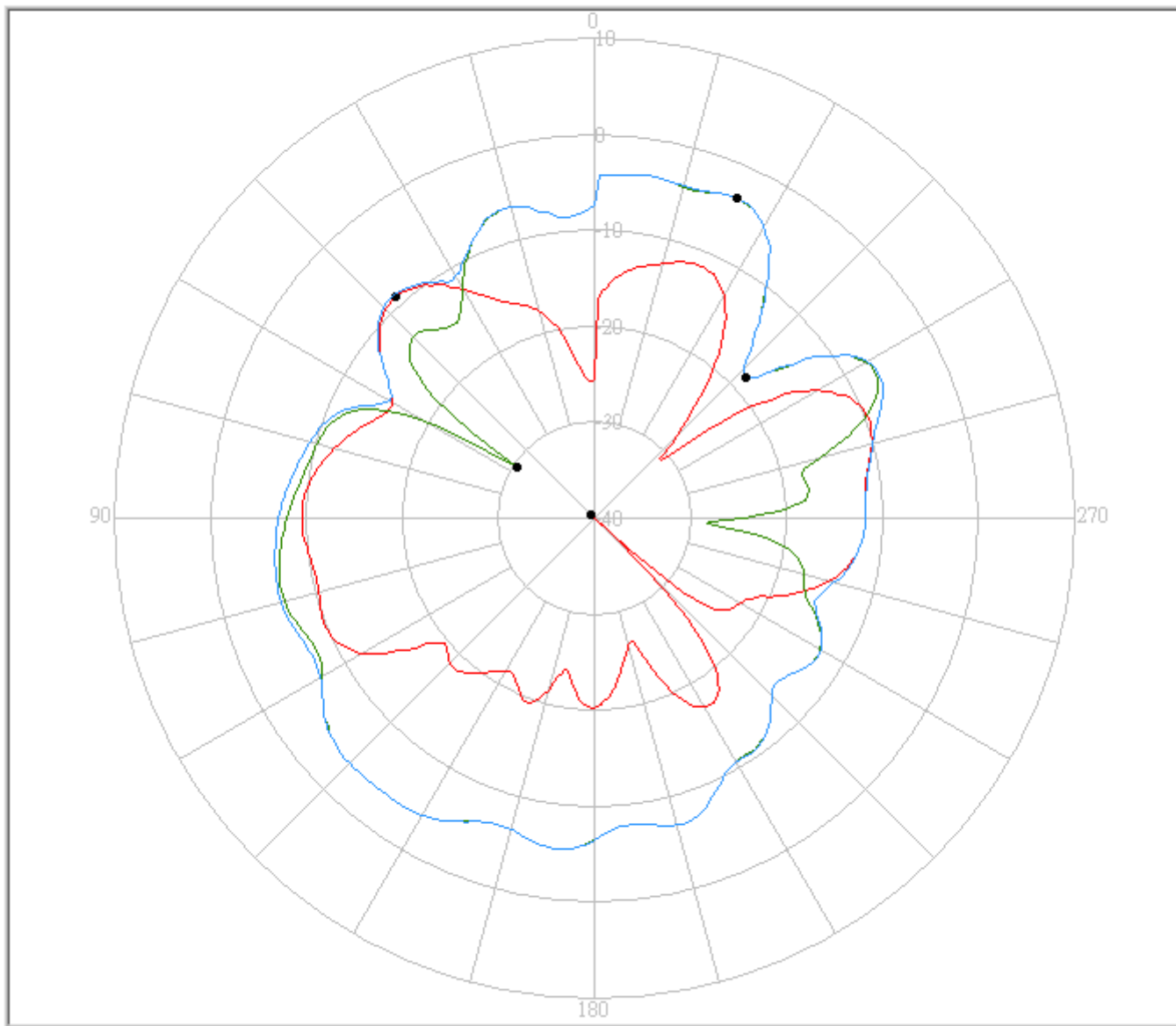
eService for Customer Satisfaction

FAVORTRON

FAVORTRON Co. Ltd

Antenna Pattern Measurement

4F, No. 108-1, Min Chuan Rd., Hsin-Tien City, Taipei, Taiwan, R.O.C. Tel:886-2-2218-2189,
Fax:886-2-2218-5760



Pattern	Model No.	Test Mode	Freq(MHz)	Max Gain(dBi)	Min Gain(dBi)	Avg. Gain(dBi)	Source Polar.	Date
1	X72IA6	GPRS	1960.00	-9.00 / 42.00	-40.53 / 227.00	-13.90	Ver.	2006/4/3
2	X72IA6	GPRS	1960.00	-3.57 / 336.00	-30.37 / 57.00	-8.00	Hor.	2006/4/3
3	X72IA6	GPRS	1960.00	-3.51 / 336.00	-18.49 / 313.00	-7.58	V+H	2006/4/3

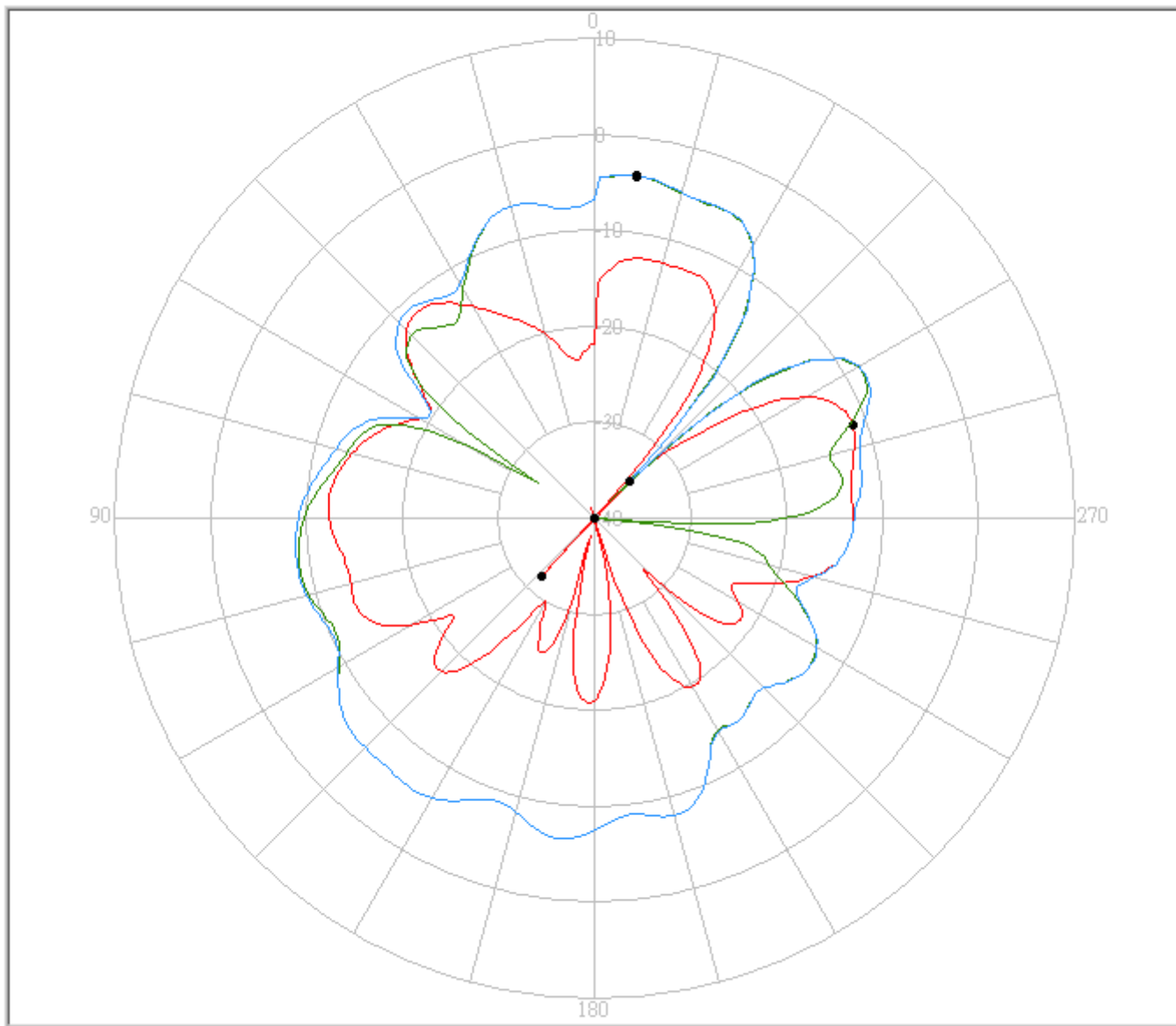
v 1.98GHz



FAVORTRON Co. Ltd

Antenna Pattern Measurement

4F, No. 108-1, Min Chuan Rd., Hsin-Tien City, Taipei, Taiwan, R.O.C. Tel:886-2-2218-2189,
Fax:886-2-2218-5760



Pattern	Model No.	Test Mode	Freq(MHz)	Max Gain(dBi)	Min Gain(dBi)	Avg. Gain(dBi)	Source Polar.	Date
1	X72IA6	GPRS	1980.00	-11.43 / 290.00	-48.10 / 318.00	-16.07	Ver.	2006/4/3
2	X72IA6	GPRS	1980.00	-4.12 / 353.00	-51.18 / 265.00	-9.39	Hor.	2006/4/3
3	X72IA6	GPRS	1980.00	-4.08 / 353.00	-34.69 / 316.00	-9.09	V+H	2006/4/3

w 1.99GHz



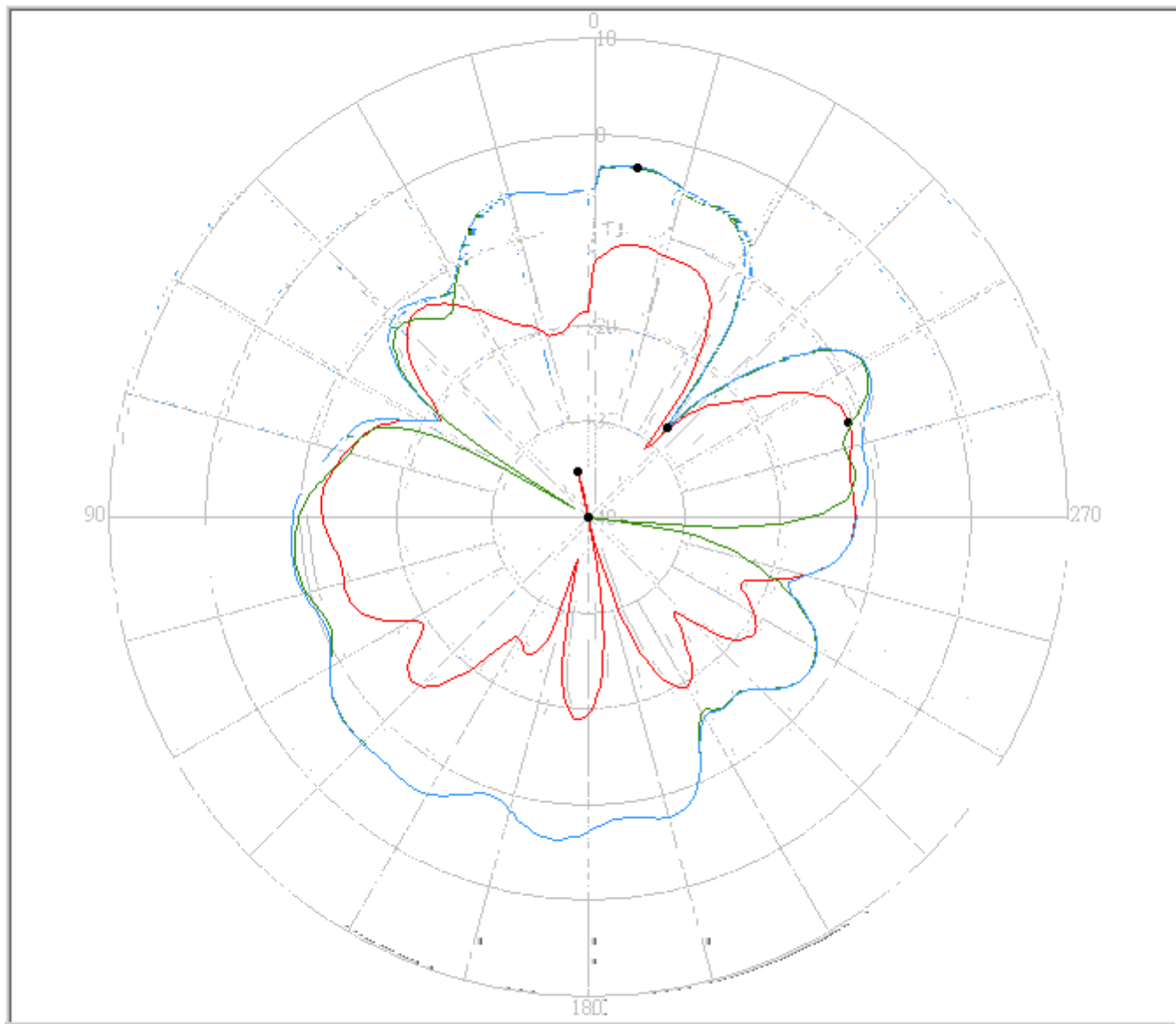
eService for Customer Satisfaction

FAVORTRON

FAVORTRON Co. Ltd

Antenna Pattern Measurement

4F, No. 108-1, Min Chuan Rd., Hsin-Tien City, Taipei, Taiwan, R.O.C. Tel:886-2-2218-2189,
Fax:886-2-2218-5760



Pattern	Model No.	Test Mode	Freq(MHz)	Max Gain(dBi)	Min Gain(dBi)	Avg. Gain(dBi)	Source Polar.	Date
1	K72IAf	GPRS	1990.00	-11.08 / 290.00	-44.82 / 193.00	-15.58	Ver.	2006/4/3
2	K72IAf	GPRS	1990.00	-3.25 / 353.00	-58.12 / 263.00	-9.06	Hor.	2006/4/3
3	K72IAf	GPRS	1990.00	-3.20 / 353.00	-27.54 / 319.00	-8.79	V+H	2006/4/3

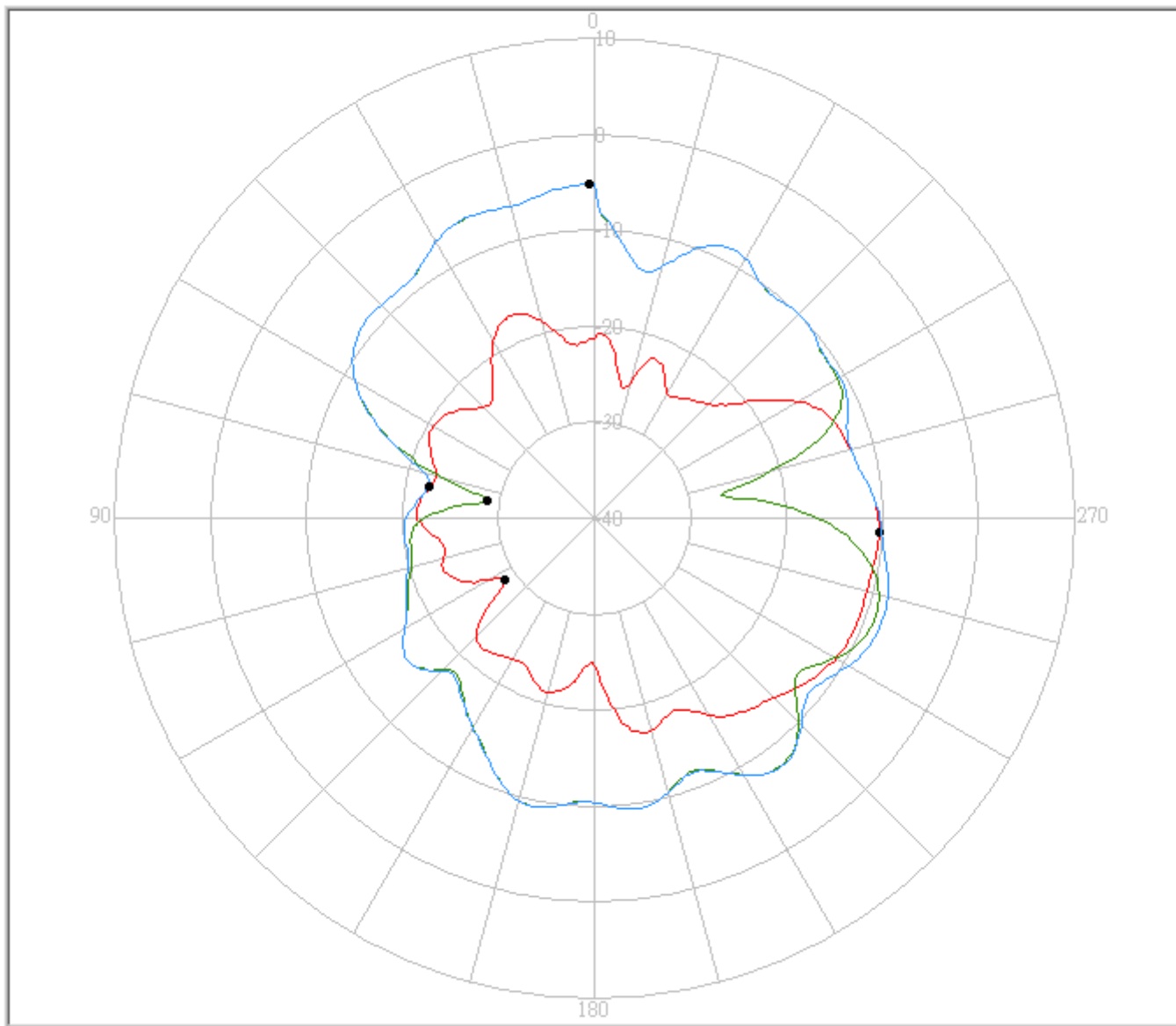
x 2.11GHz



FAVORTRON Co. Ltd

Antenna Pattern Measurement

4F, No. 108-1, Min Chuan Rd., Hsin-Tien City, Taipei, Taiwan, R.O.C. Tel:886-2-2218-2189,
Fax:886-2-2218-5760



Pattern	Model No.	Test Mode	Freq(MHz)	Max Gain(dBi)	Min Gain(dBi)	Avg. Gain(dBi)	Source Polar.	Date
1	X72IA6	GPRS	2110.00	-10.35 / 267.00	-28.69 / 125.00	-16.59	Ver.	2006/4/3
2	X72IA6	GPRS	2110.00	-5.23 / 1.00	-28.75 / 81.00	-10.65	Hor.	2006/4/3
3	X72IA6	GPRS	2110.00	-5.23 / 1.00	-22.48 / 79.00	-10.23	V+H	2006/4/3

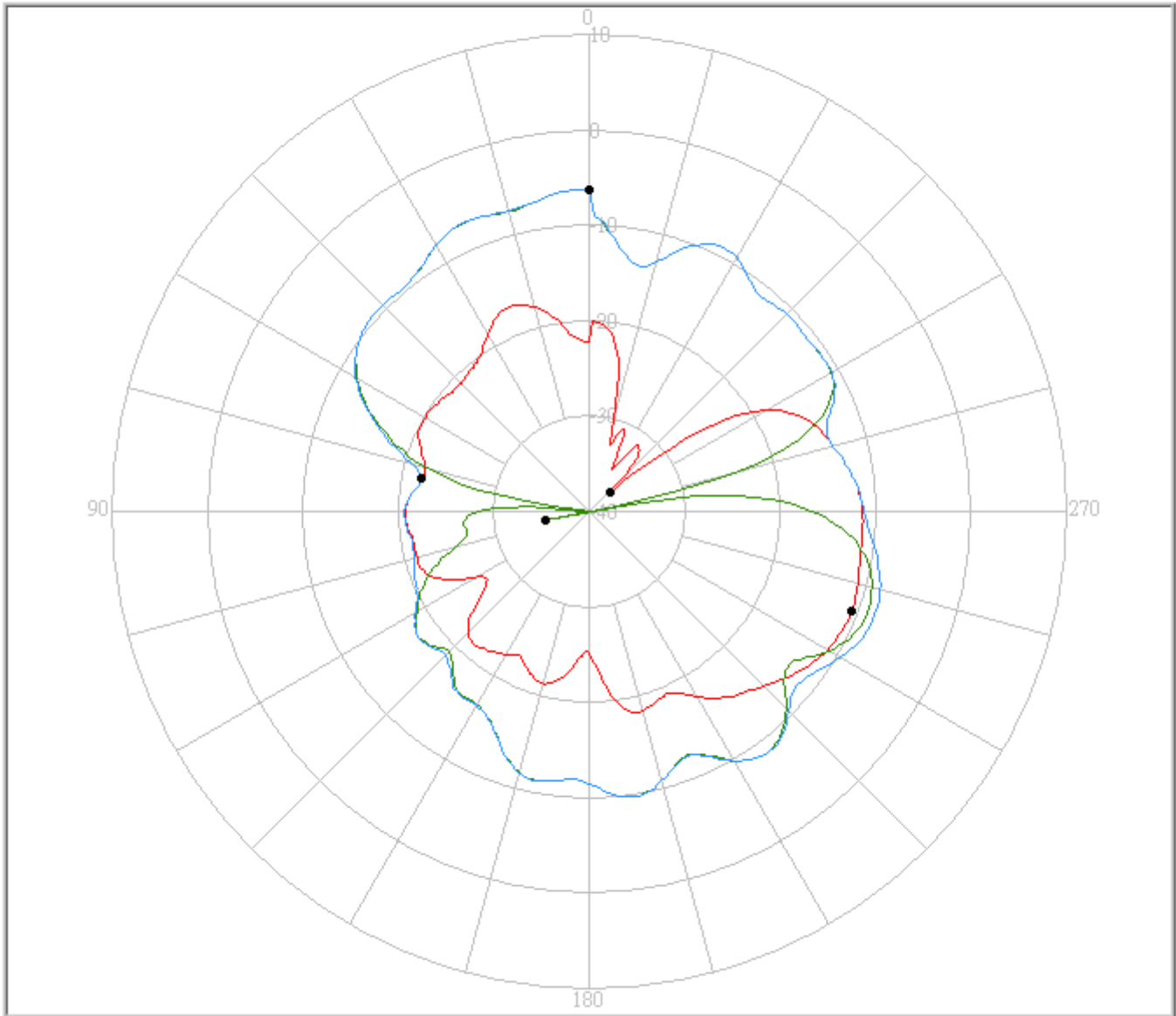
y 2.14GHz



FAVORTRON Co. Ltd

Antenna Pattern Measurement

4F, No. 108-1, Min Chuan Rd., Hsin-Tien City, Taipei, Taiwan, R.O.C. Tel:886-2-2218-2189, Fax:886-2-2218-5760



Pattern	Model No.	Test Mode	Freq(MHz)	Max Gain(dBi)	Min Gain(dBi)	Avg. Gain(dBi)	Source Polar.	Date
1	X72IA6	GPRS	2140.00	-10.63 / 249.00	-36.96 / 313.00	-17.14	Ver.	2006/4/3
2	X72IA6	GPRS	2140.00	-6.31 / 0.00	-44.75 / 281.00	-11.45	Hor.	2006/4/3
3	X72IA6	GPRS	2140.00	-6.31 / 0.00	-22.15 / 79.00	-11.01	V+H	2006/4/3

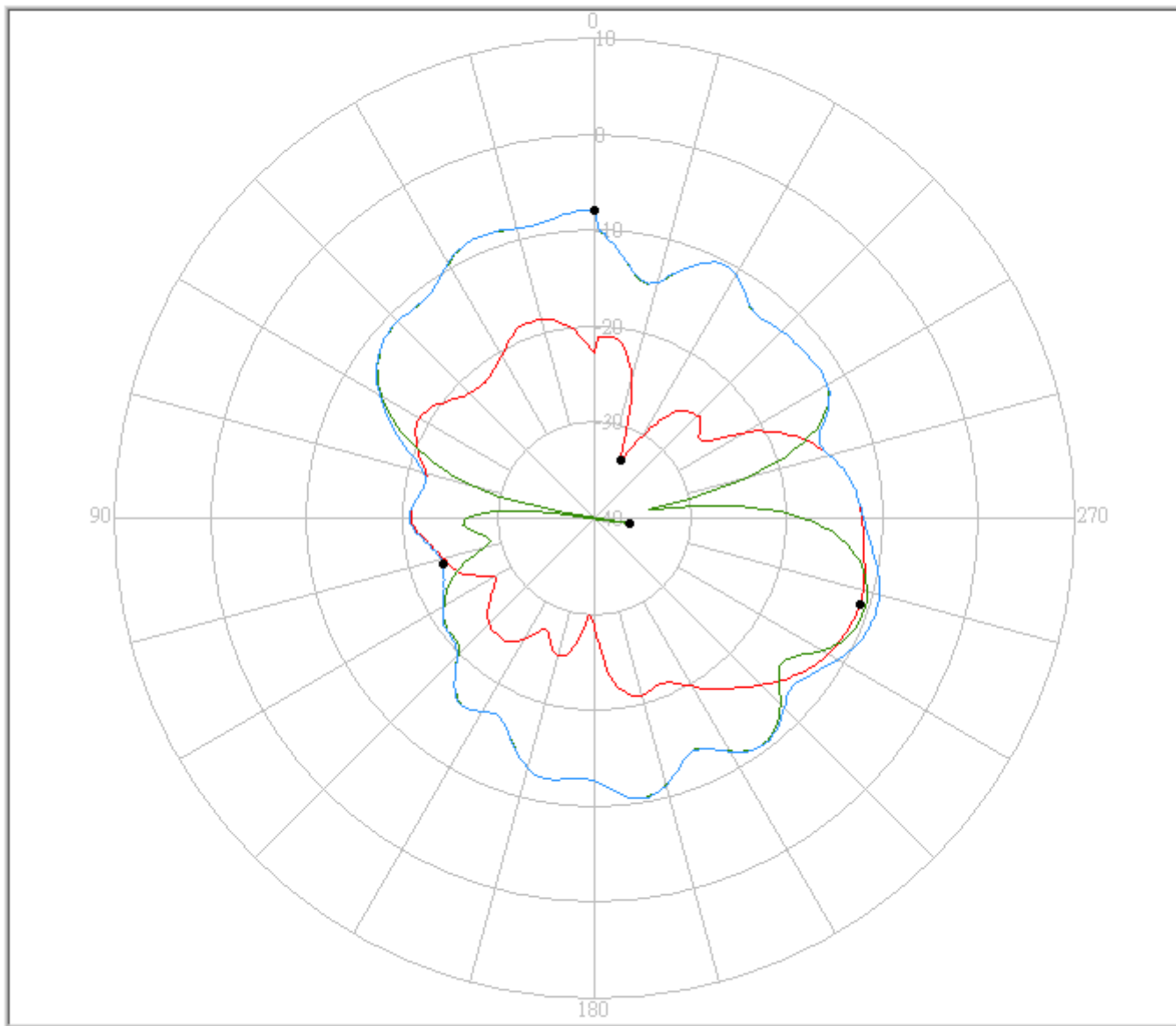
z 2.17GHz



FAVORTRON Co. Ltd

Antenna Pattern Measurement

4F, No. 108-1, Min Chuan Rd., Hsin-Tien City, Taipei, Taiwan, R.O.C. Tel:886-2-2218-2189,
Fax:886-2-2218-5760



Pattern	Model No.	Test Mode	Freq(MHz)	Max Gain(dBi)	Min Gain(dBi)	Avg. Gain(dBi)	Source Polar.	Date
1	X72IA6	GPRS	2170.00	-10.93 / 252.00	-33.36 / 336.00	-18.01	Ver.	2006/4/3
2	X72IA6	GPRS	2170.00	-7.93 / 0.00	-43.77 / 81.00	-12.91	Hor.	2006/4/3
3	X72IA6	GPRS	2170.00	-7.93 / 0.00	-23.54 / 107.00	-12.36	V+H	2006/4/3