

DATE : 2006/02/06

CUSTOMER : UNIWILL CORP.

APPROVAL SHEET

MODEL	X40
DESCRIPTION	PIFA For Wireless LAN Antenna 2.4~2.5GHZ /4.9~5.875GHZ
SUPPLIER P/N	-----
CUSTOMER P/N	-----
FILE P/N	

FAVORTRON			CUSTOMER	
Manager	Supervisor	Engineer		
Jesse	Jesse	Nick		



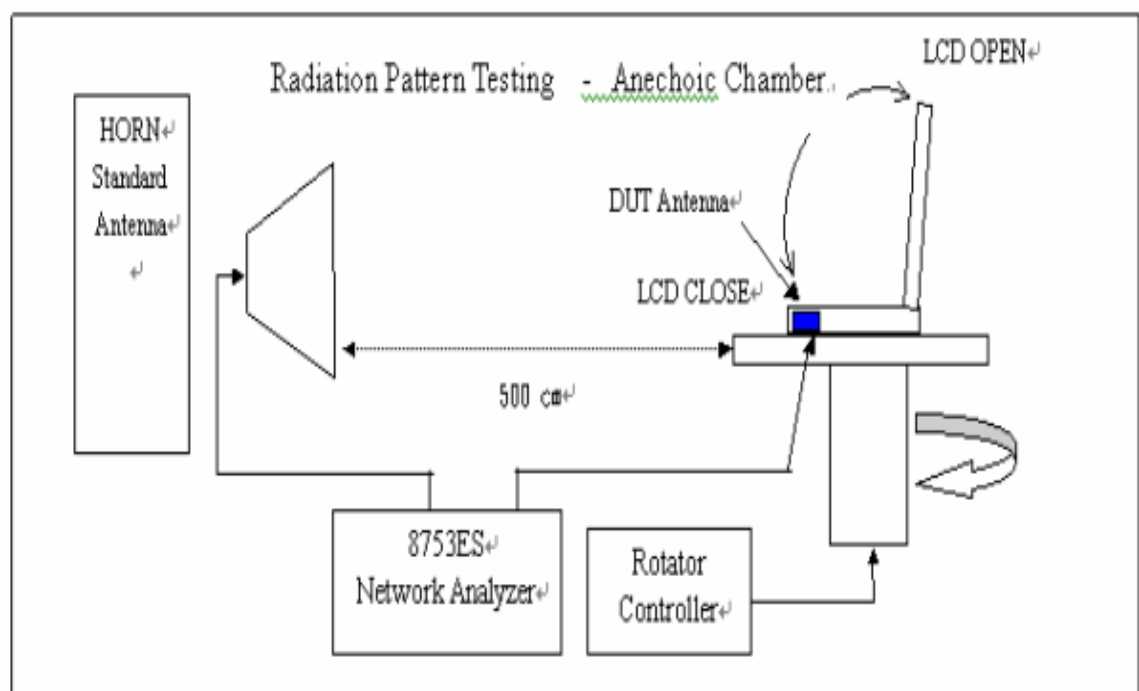
惠貿電子股份有限公司
FAVORTRON CO., LTD

台北縣新店市民權路 108-1 號 4F
4F, No. 108-1, Minchziuan Rd., SHzindian City,
Taipei HZsien 231, Taiwan. R.O.C

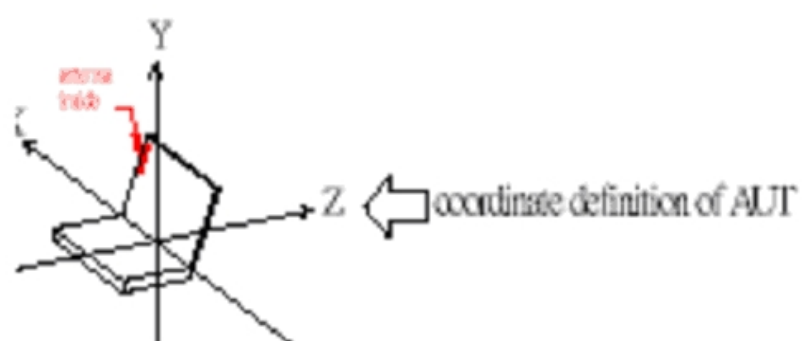
TEL: (02) 2218-2189
FAX: (02) 2218-5420
[URL:www.fvc.com.tw](http://www.fvc.com.tw)

1.

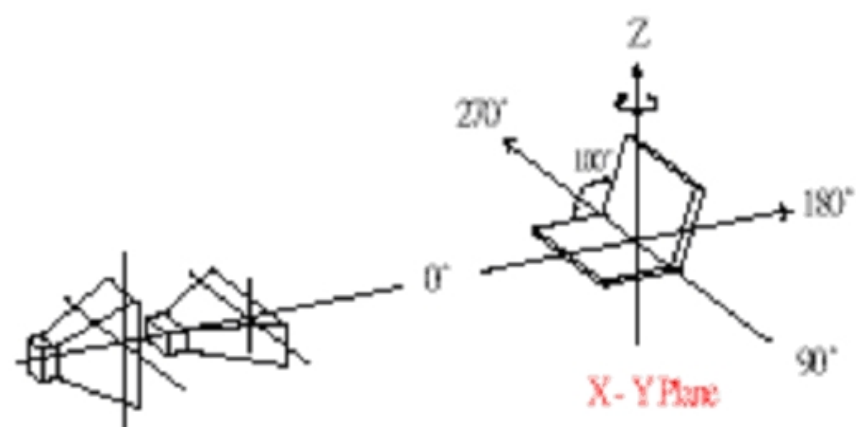
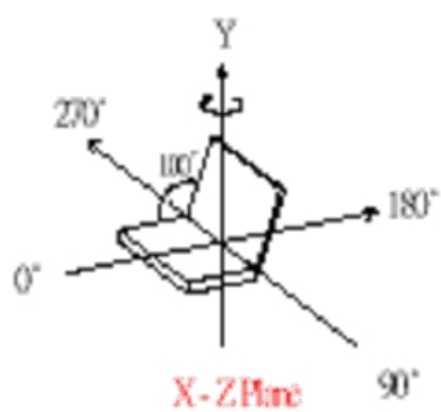
天線測試方法



Coordinate Definition

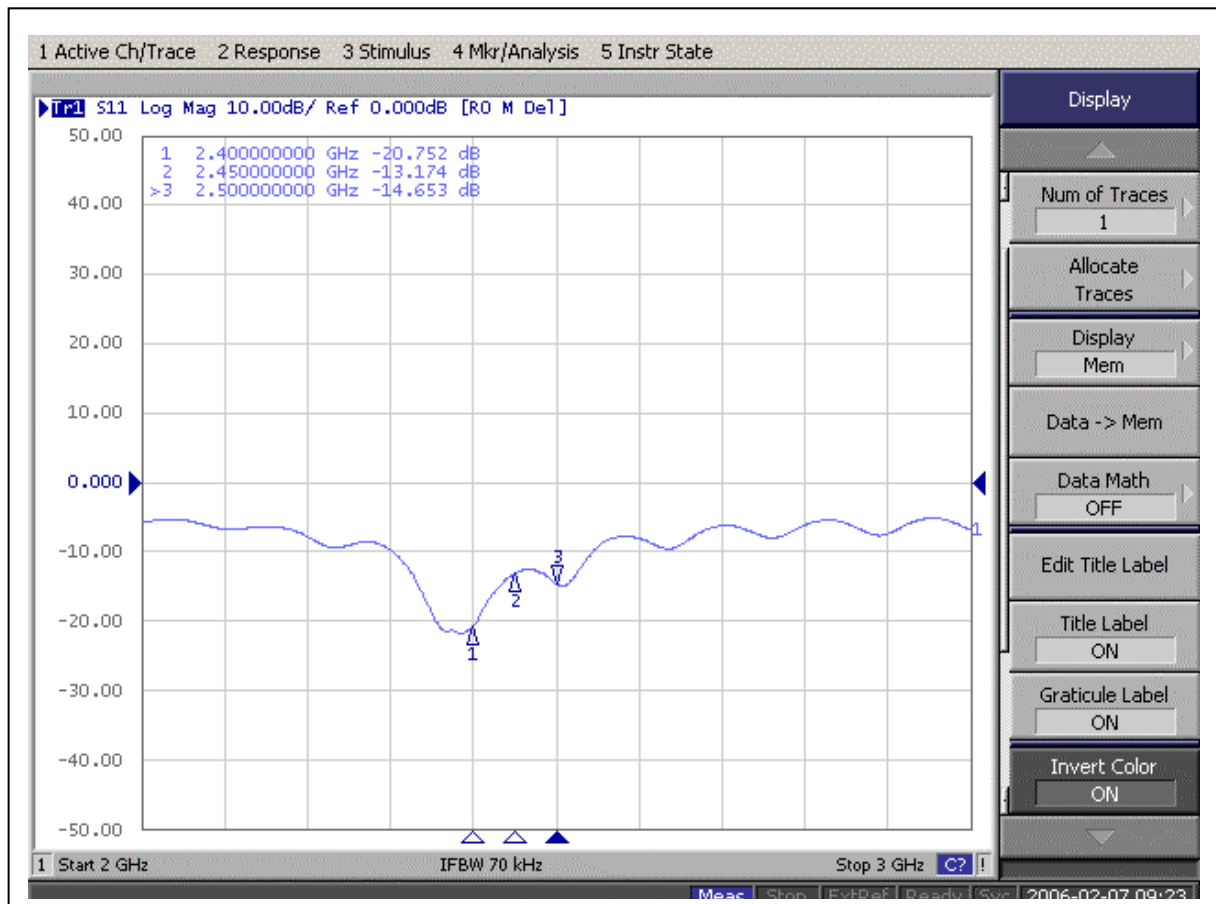


ORN ANTENNA

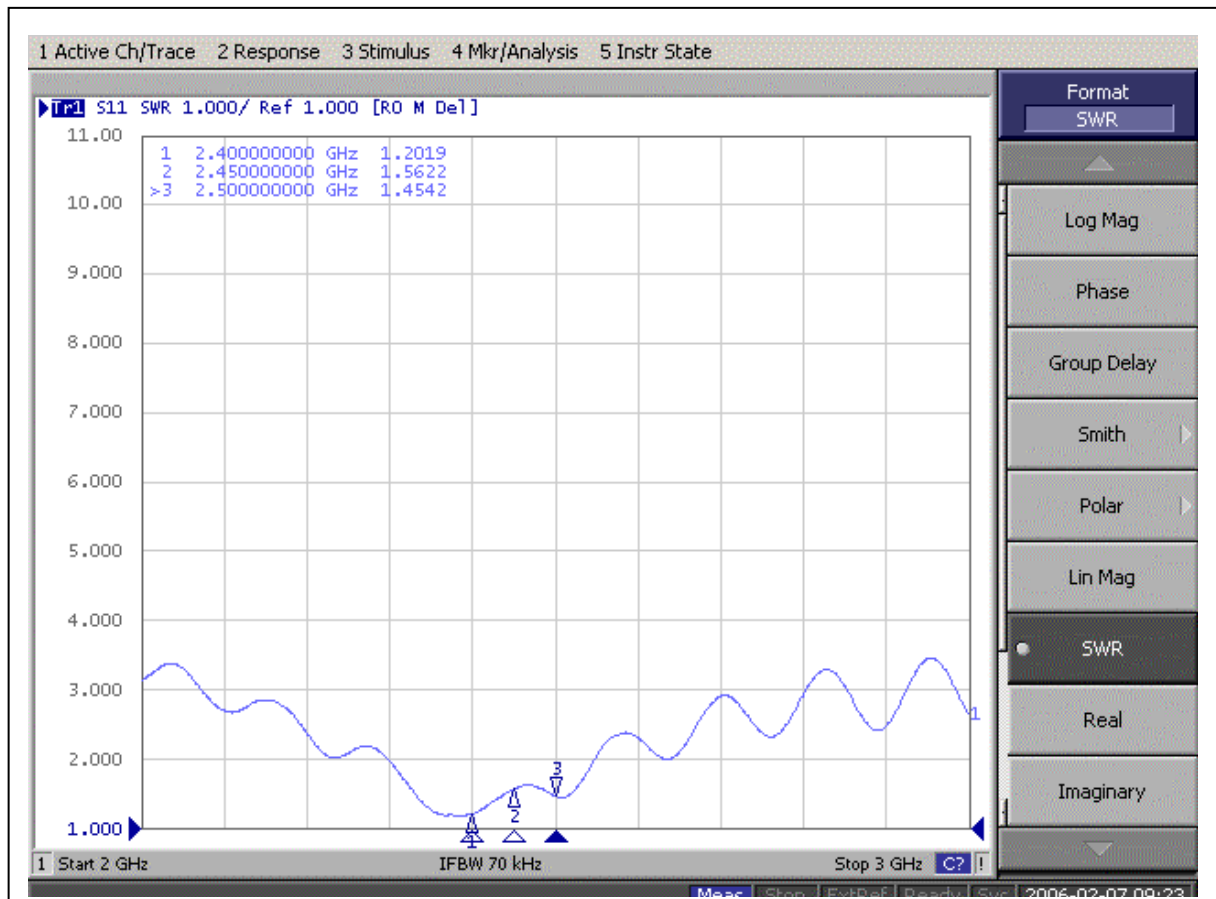


2. WLAN Ant./ (LEFT)

2.4~2.5GHZ / Return Loss

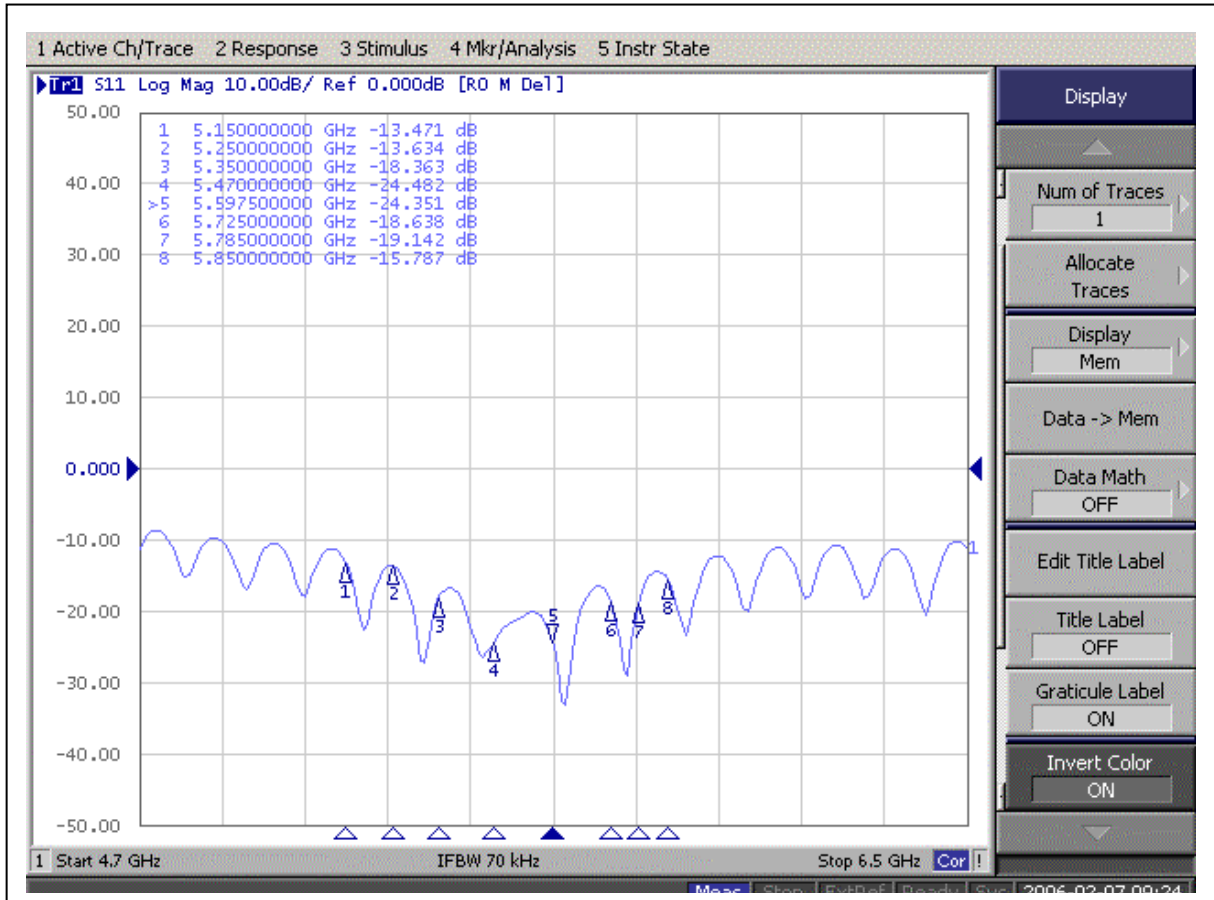


2.4~2.5GHZ / VSWR

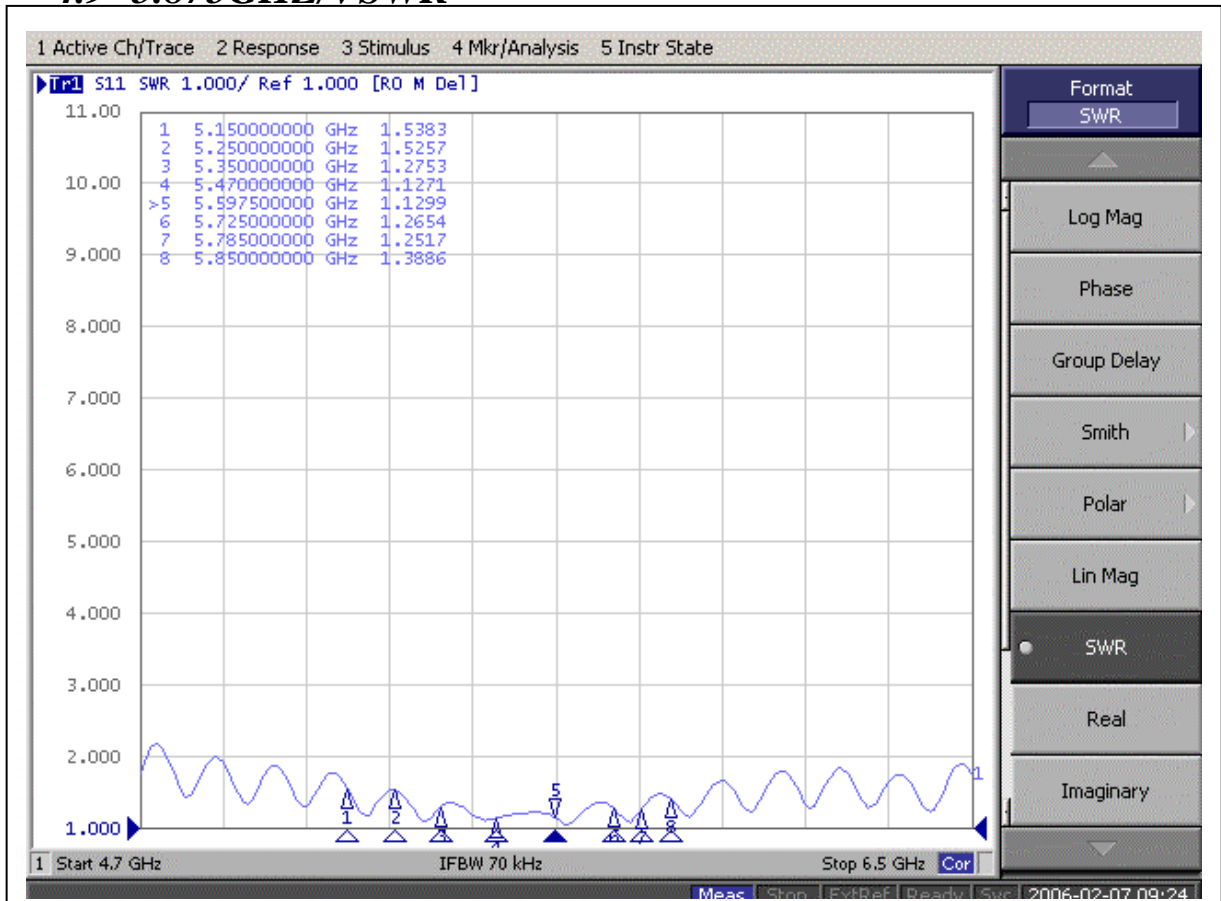


WLAN Ant./ (LEFT)

4.9~5.875GHZ/Return Loss

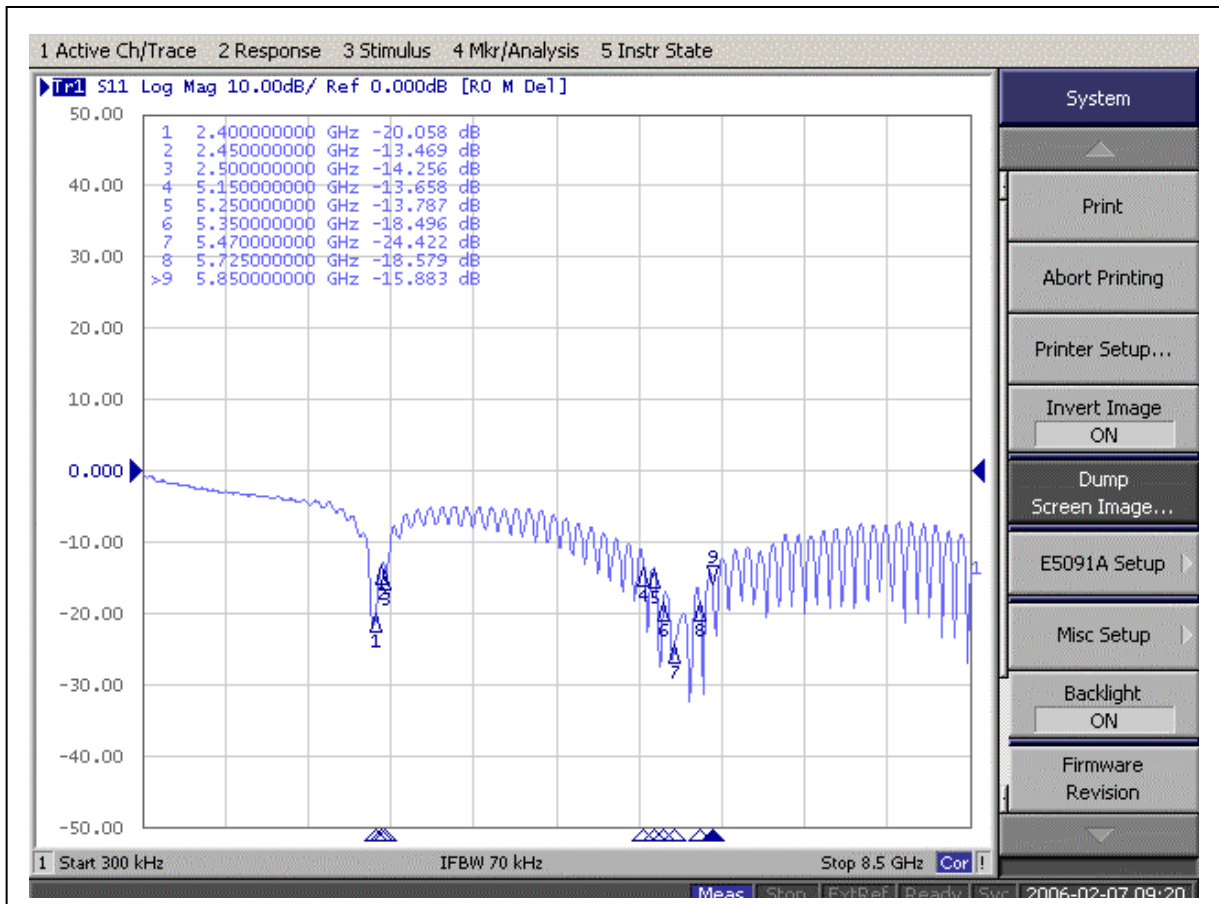


4.9~5.875GHZ/VSWR

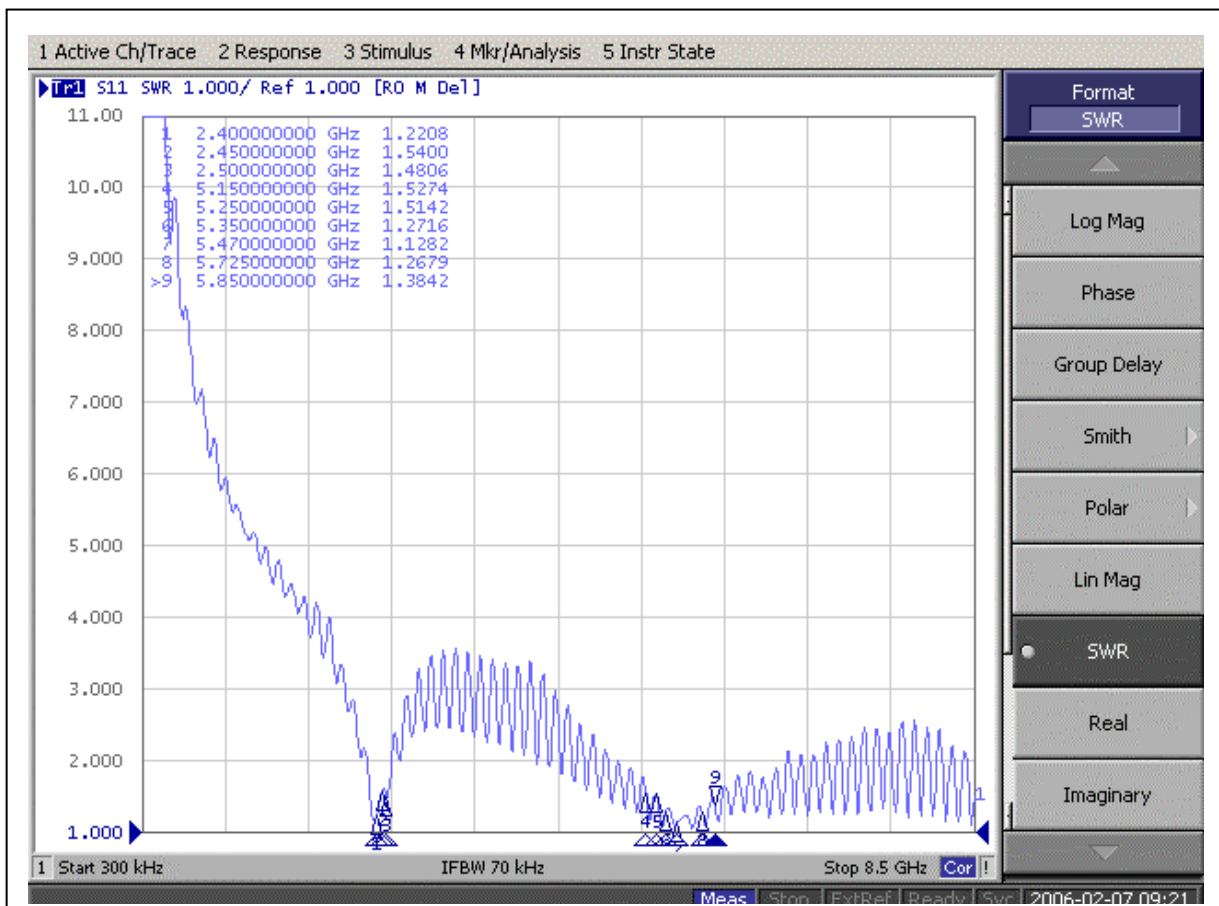


WLAN Ant./ (LEFT)

2.4~2.5GHZ & 5.15~5.875GHZ / Return Loss



2.4~2.5GHZ & 5.15~5.875GHZ/VSWR



3. Gain & Pattern –LEFT

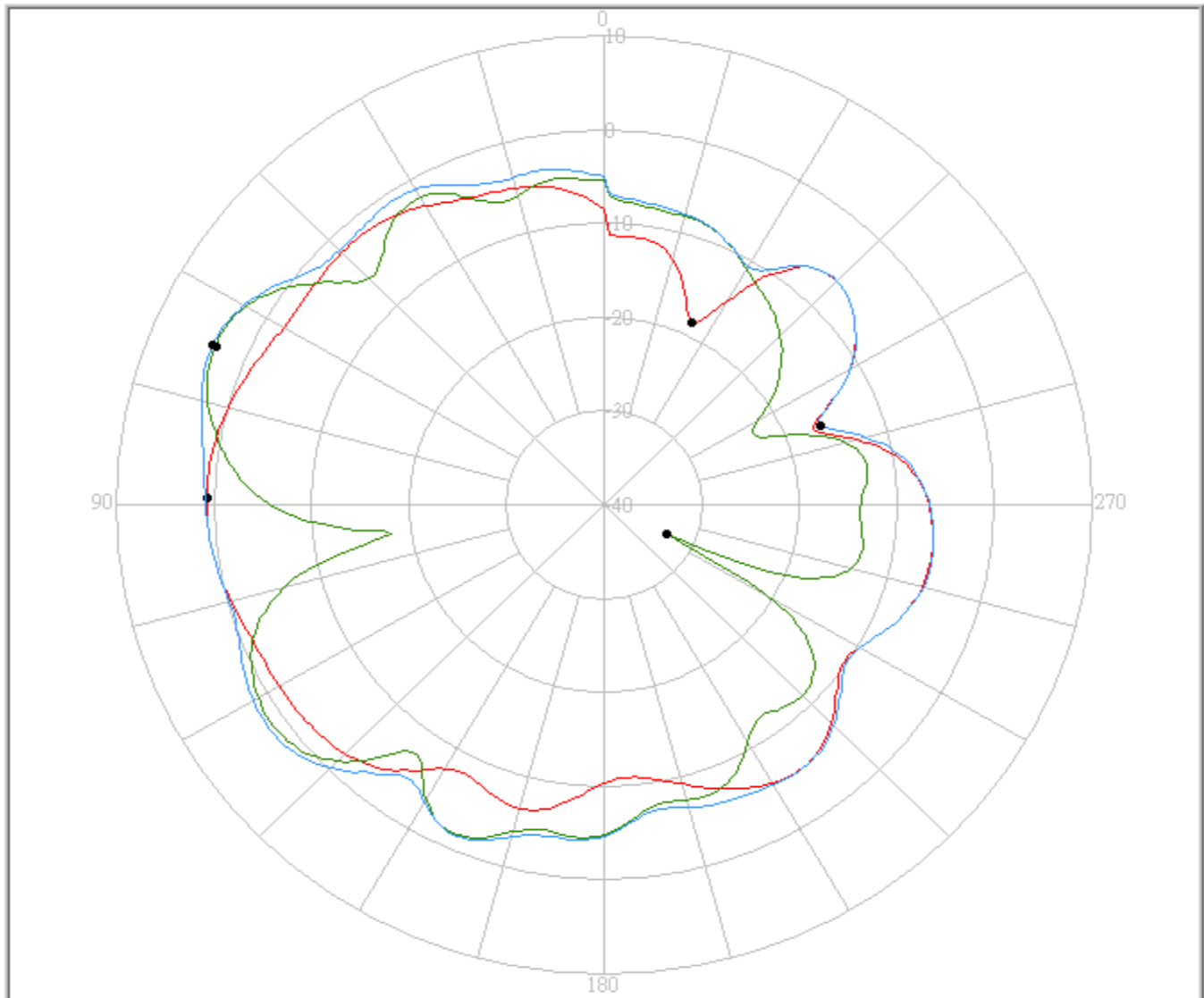
a. 2.4GHz



FAVORTRON Co. Ltd

Antenna Pattern Measurement

4F, No. 108-1, Mn Chuan Rd., Hsin-Tien City, Taipei, Taiwan, R.O.C. Tel:886-2-2218-2189, Fax:886-2-2218-5760



Pattern	Model No.	Test Mode	Freq(MHz)	Max Gain(dBi)	Min Gain(dBi)	Avg. Gain(dBi)	Source Polar.	Date
1	X40	Left	2400.00	0.72 / 89.00	-18.56 / 335.00	-4.46	Ver.	2006/2/6
2	X40	Left	2400.00	2.27 / 67.00	-32.84 / 244.00	-4.25	Hor.	2006/2/6
3	X40	Left	2400.00	2.53 / 67.00	-16.34 / 291.00	-2.51	V+H	2006/2/6

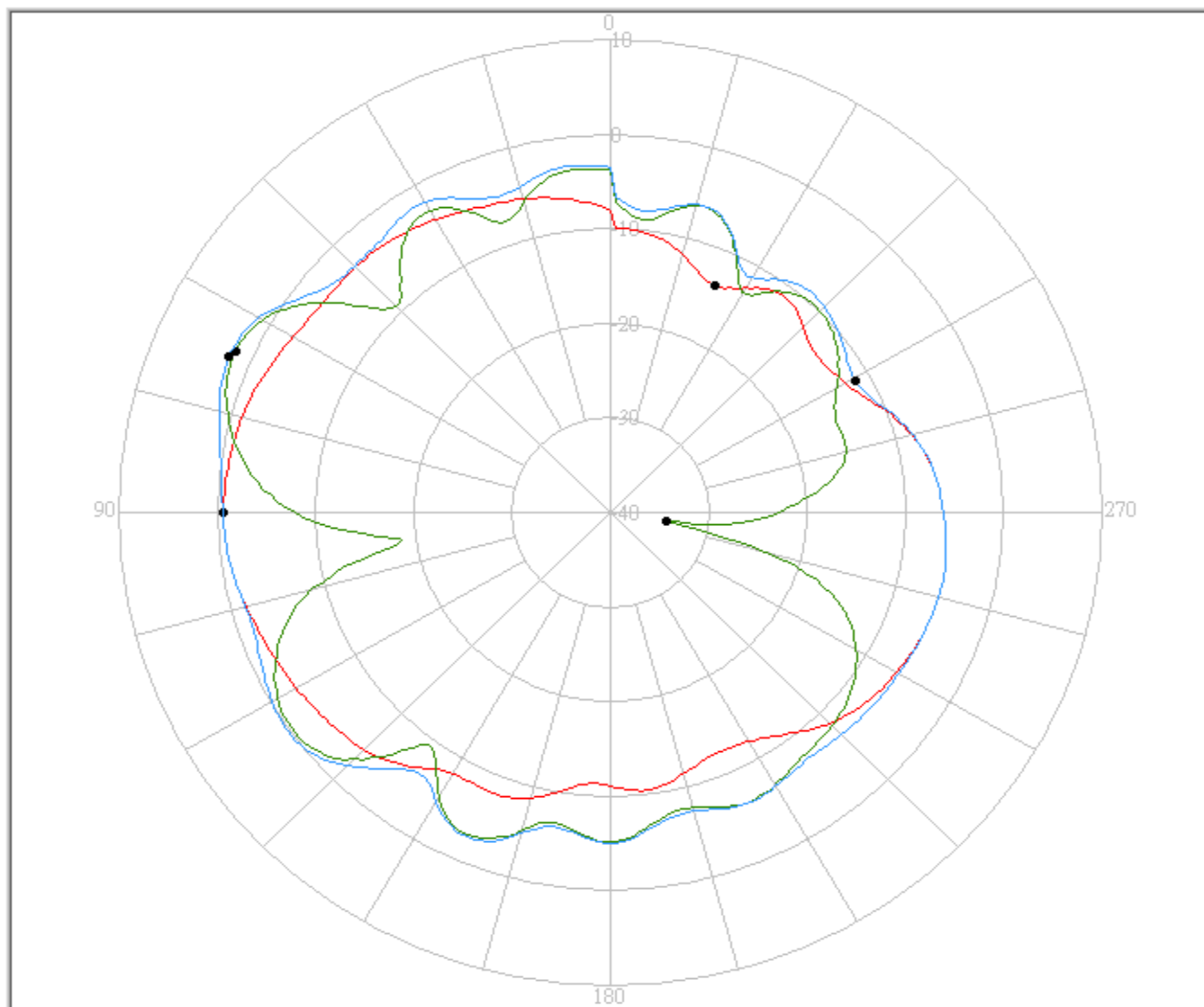
b. 2.45GHz



FAVORTRON Co. Ltd

Antenna Pattern Measurement

4F, No. 108-1, Min Chuan Rd., Hsin-Tien City, Taipei, Taiwan, R.O.C. Tel:886-2-2218-2189,
Fax:886-2-2218-5760



Pattern	Model No.	Test Mode	Freq(MHz)	Max Gain(dBi)	Min Gain(dBi)	Avg. Gain(dBi)	Source Polar.	Date
1	X40	Left	2450.00	-0.66 / 90.00	-13.76 / 336.00	-5.53	Ver.	2006/2/6
2	X40	Left	2450.00	1.76 / 66.00	-34.27 / 260.00	-5.36	Hor.	2006/2/6
3	X40	Left	2450.00	2.12 / 67.00	-11.47 / 299.00	-3.57	V+H	2006/2/6

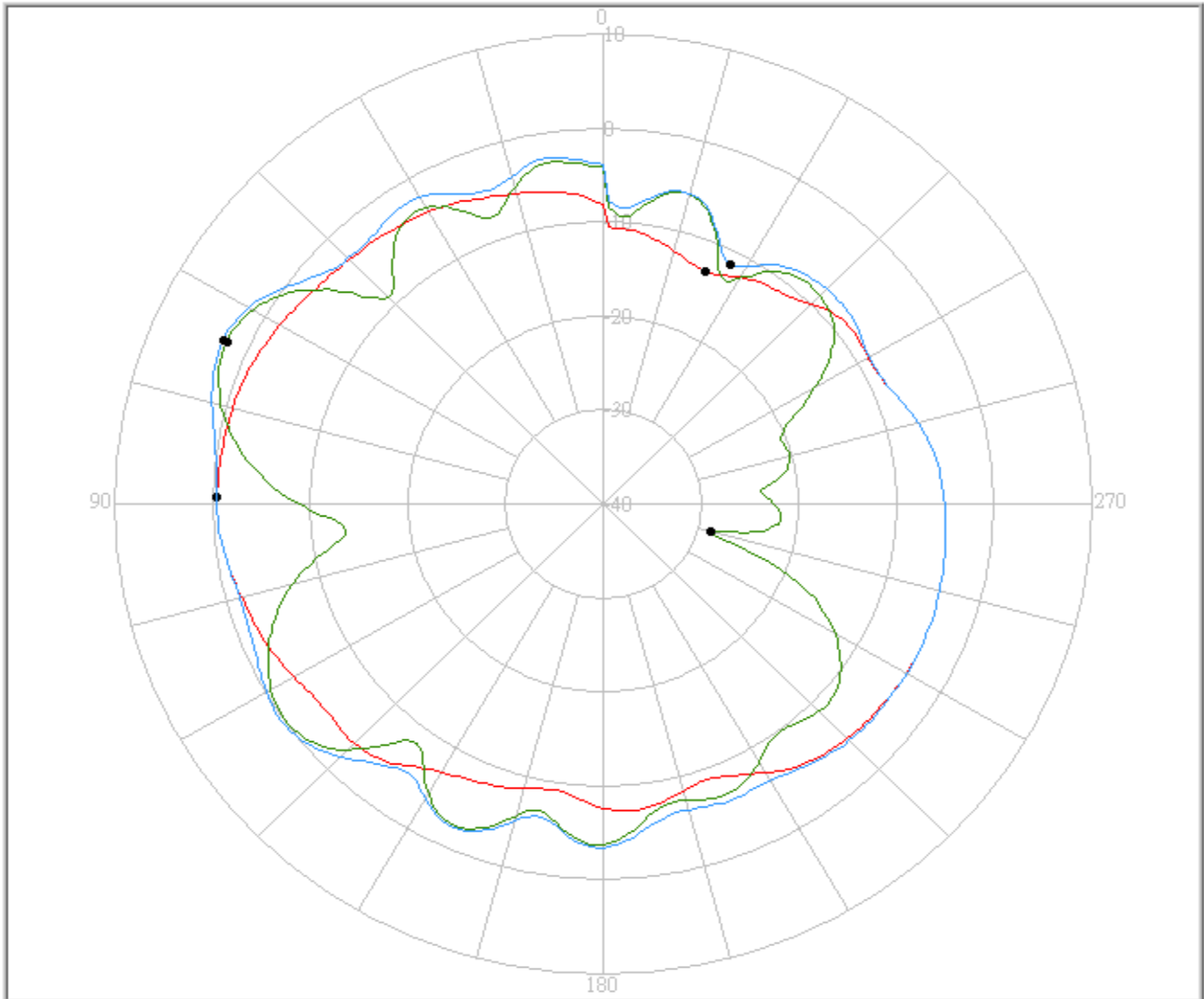
c. 2.5GHz



FAVORTRON Co. Ltd

Antenna Pattern Measurement

4F, No. 108-1, Mn Chuan Rd., Hsin-Tien City, Taipei, Taiwan, R.O.C. Tel:886-2-2218-2189,
Fax:886-2-2218-5760



Pattern	Model No.	Test Mode	Freq(MHz)	Max Gain(dBi)	Min Gain(dBi)	Avg. Gain(dBi)	Source Polar.	Date
1	X40	Left	2500.00	-0.47 / 89.00	-13.11 / 337.00	-4.77	Ver.	2006/2/6
2	X40	Left	2500.00	2.17 / 66.00	-28.66 / 255.00	-5.15	Hor.	2006/2/6
3	X40	Left	2500.00	2.58 / 66.00	-11.39 / 333.00	-3.07	V+H	2006/2/6

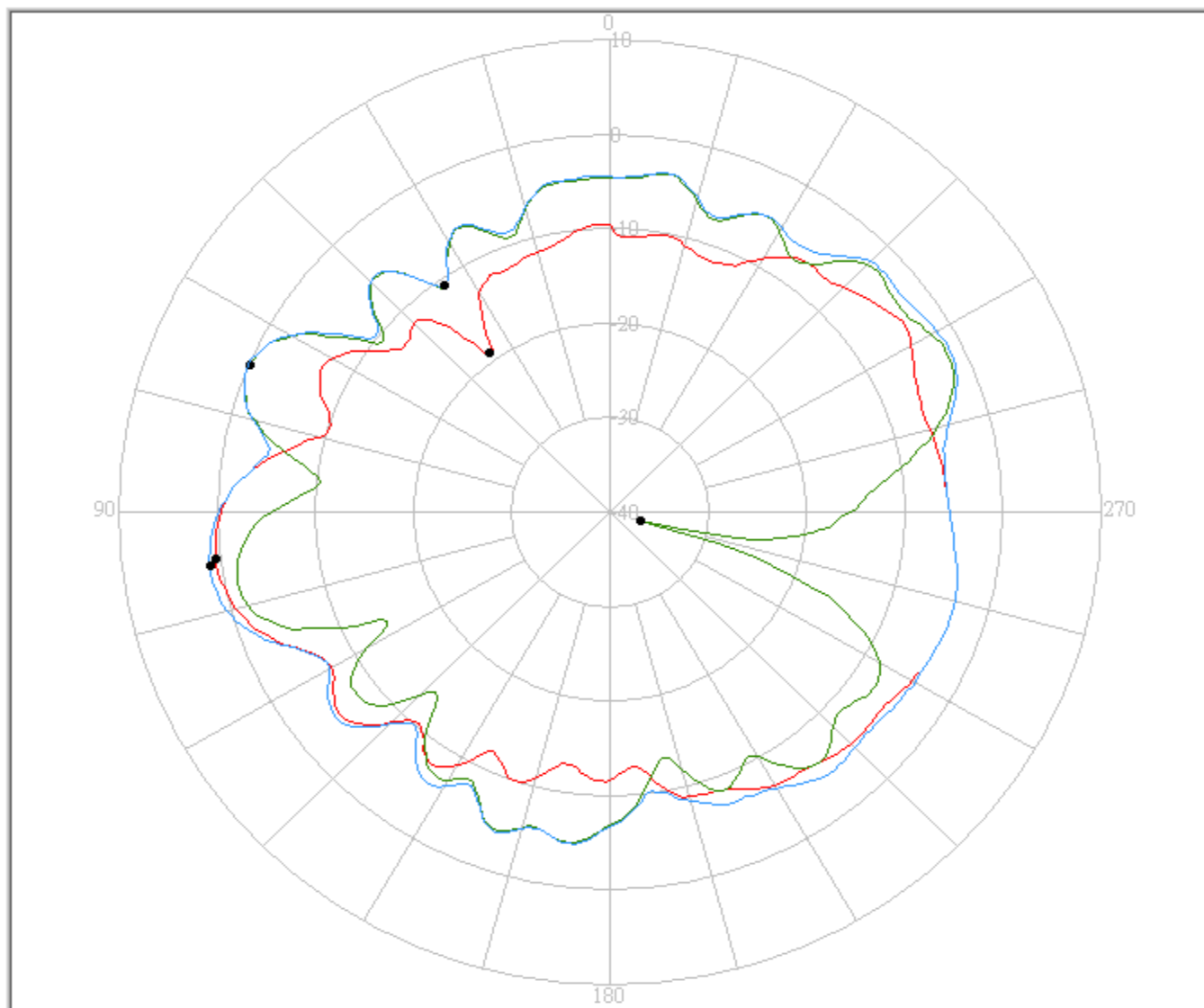
d. 4.9GHz



FAVORTRON Co. Ltd

Antenna Pattern Measurement

4F, No. 108-1, Min Chuan Rd., Hsin-Tien City, Taipei, Taiwan, R.O.C. Tel:886-2-2218-2189,
Fax:886-2-2218-5760



Pattern	Model No.	Test Mode	Freq(MHz)	Max Gain(dBi)	Min Gain(dBi)	Avg. Gain(dBi)	Source Polar.	Date
1	X40	Left	4900.00	0.44 / 97.00	-19.27 / 36.00	-6.28	Ver.	2006/2/6
2	X40	Left	4900.00	-0.14 / 67.00	-36.68 / 255.00	-5.88	Hor.	2006/2/6
3	X40	Left	4900.00	1.11 / 98.00	-10.72 / 35.00	-4.13	V+H	2006/2/6

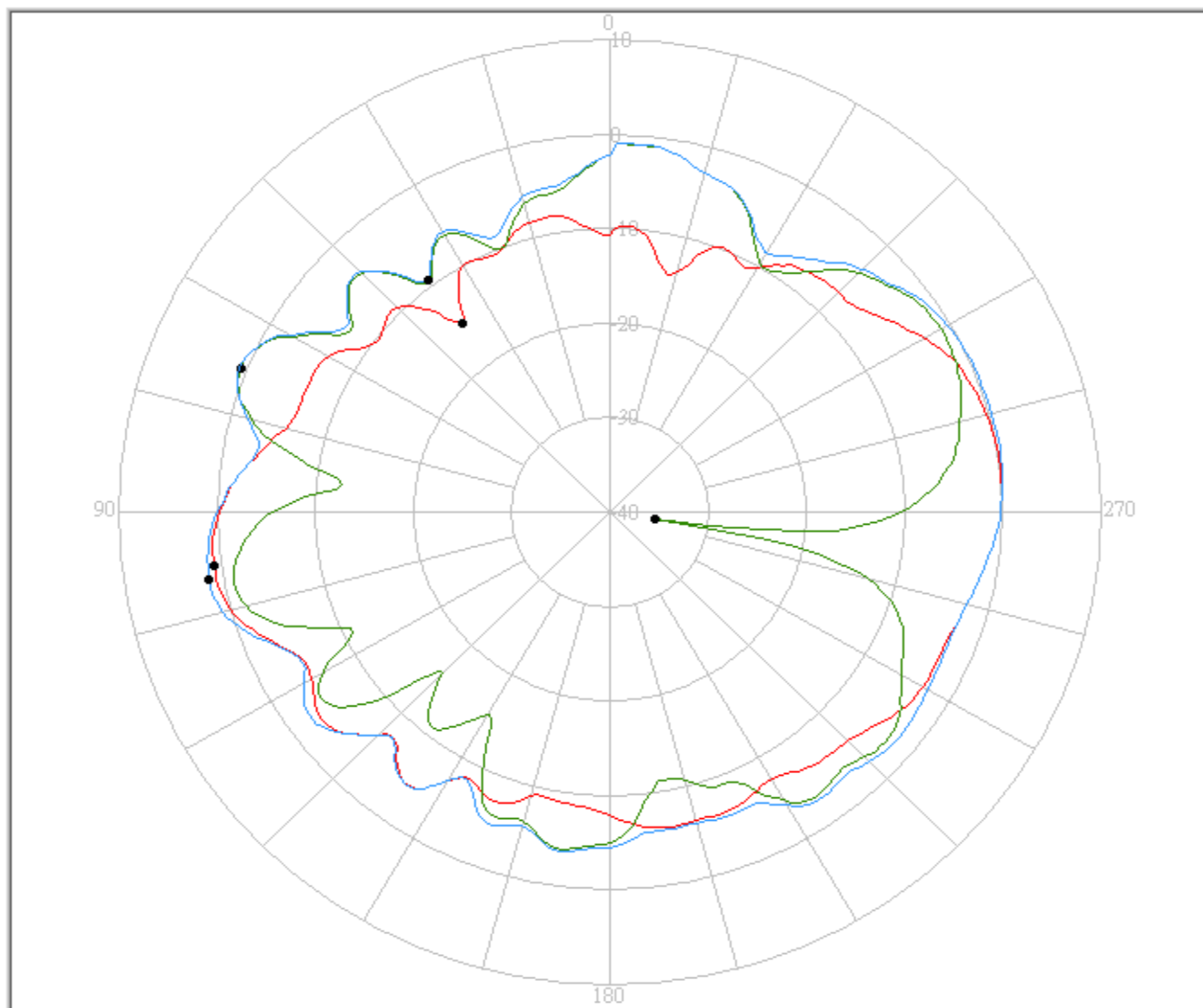
e. 5.075GHz



FAVORTRON Co. Ltd

Antenna Pattern Measurement

4F, No. 108-1, Min Chuan Rd., Hsin-Tien City, Taipei, Taiwan, R.O.C. Tel:886-2-2218-2189, Fax:886-2-2218-5760



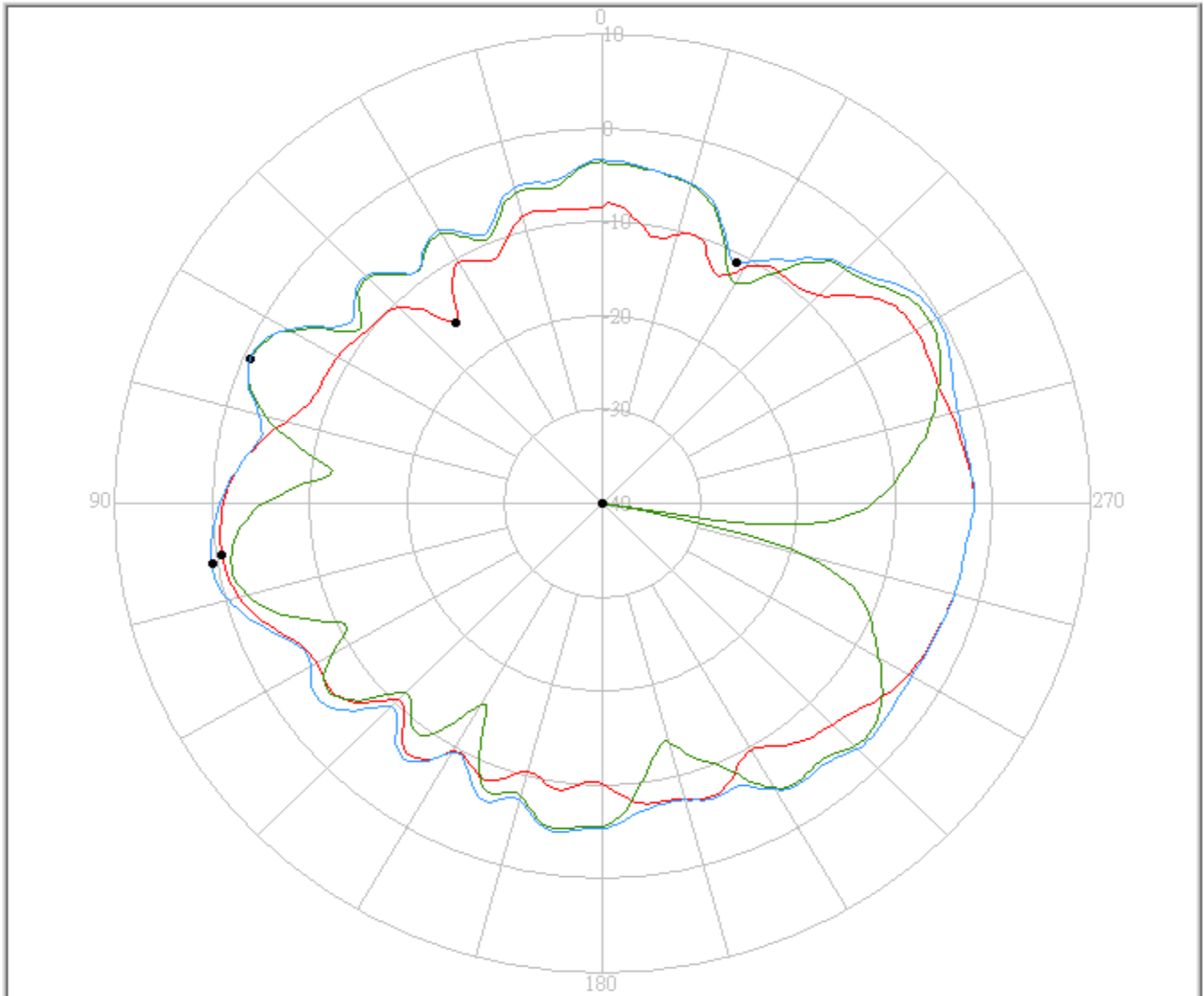
Pattern	Model No.	Test Mode	Freq(MHz)	Max Gain(dBi)	Min Gain(dBi)	Avg. Gain(dBi)	Source Polar.	Date
1	X40	Left	5075.00	0.68 / 98.00	-14.93 / 37.00	-4.54	Ver.	2006/2/6
2	X40	Left	5075.00	0.55 / 68.00	-35.42 / 261.00	-4.81	Hor.	2006/2/6
3	X40	Left	5075.00	1.43 / 100.00	-9.29 / 37.00	-2.72	V+H	2006/2/6

f. 5.15GHz



FAVORTRON Co. Ltd Antenna Pattern Measurement

4F, No. 108-1, Mn Chuan Rd., Hsin-Tien City, Taipei, Taiwan, R.O.C. Tel:886-2-2218-2189,
Fax:886-2-2218-5760



Pattern	Model No.	Test Mode	Freq(MHz)	Max Gain(dBi)	Min Gain(dBi)	Avg. Gain(dBi)	Source Polar.	Date
1	X40	Left	5150.00	-0.60 / 98.00	-15.49 / 38.00	-5.70	Ver.	2006/2/6
2	X40	Left	5150.00	-0.81 / 67.00	-42.58 / 260.00	-5.81	Hor.	2006/2/6
3	X40	Left	5150.00	0.49 / 99.00	-10.89 / 332.00	-3.87	V+H	2006/2/6

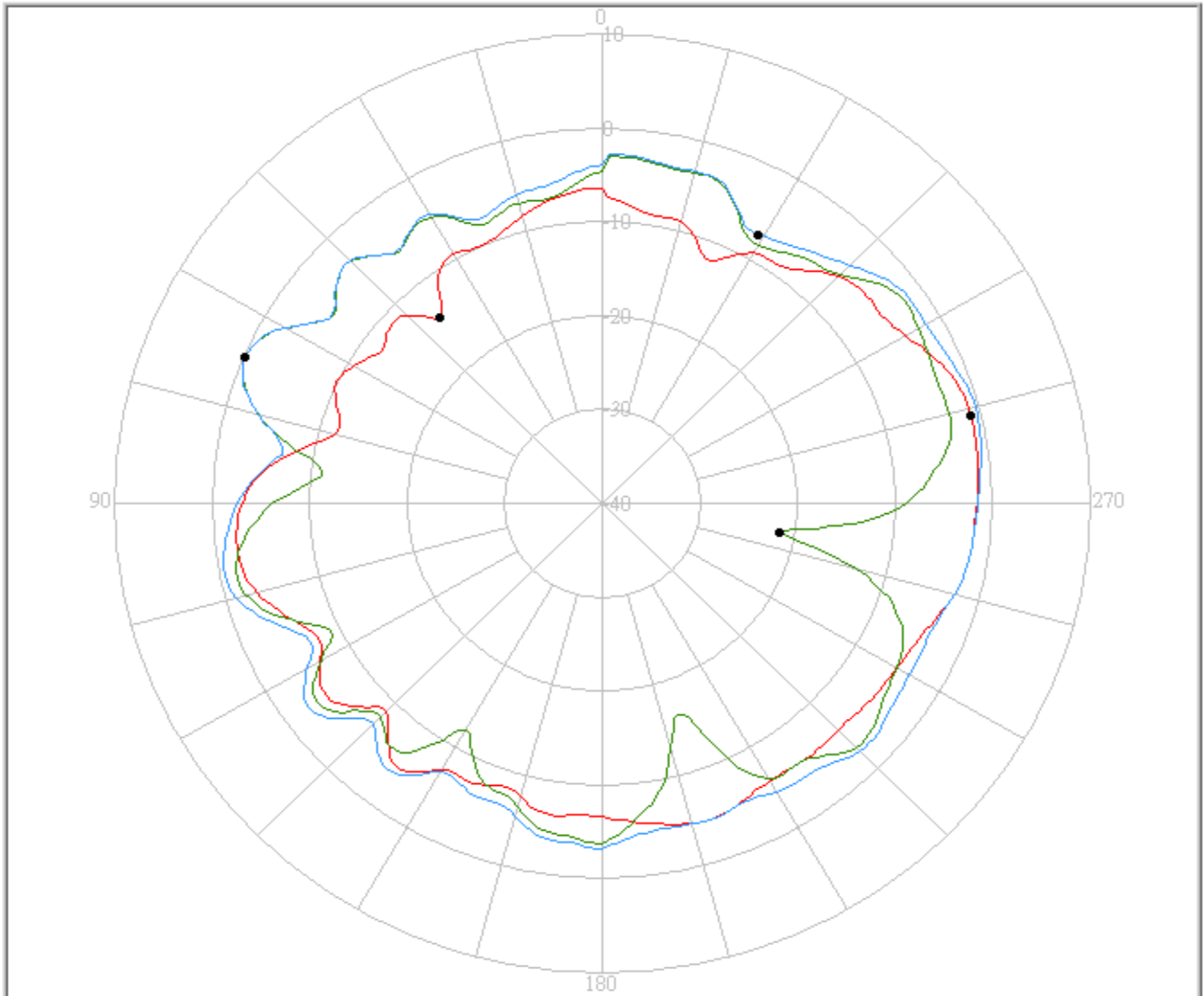
g. 5.25GHz



FAVORTRON Co. Ltd

Antenna Pattern Measurement

4F, No. 108-1, Min Chuan Rd., Hsin-Tien City, Taipei, Taiwan, R.O.C. Tel:886-2-2218-2189, Fax:886-2-2218-5760



Pattern	Model No.	Test Mode	Freq(MHz)	Max Gain(dBi)	Min Gain(dBi)	Avg. Gain(dBi)	Source Polar.	Date
1	X40	Left	5250.00	-1.10 / 284.00	-14.20 / 40.00	-5.54	Ver.	2006/2/6
2	X40	Left	5250.00	-0.27 / 67.00	-21.65 / 260.00	-5.15	Hor.	2006/2/6
3	X40	Left	5250.00	-0.25 / 67.00	-7.27 / 331.00	-3.48	V+H	2006/2/6

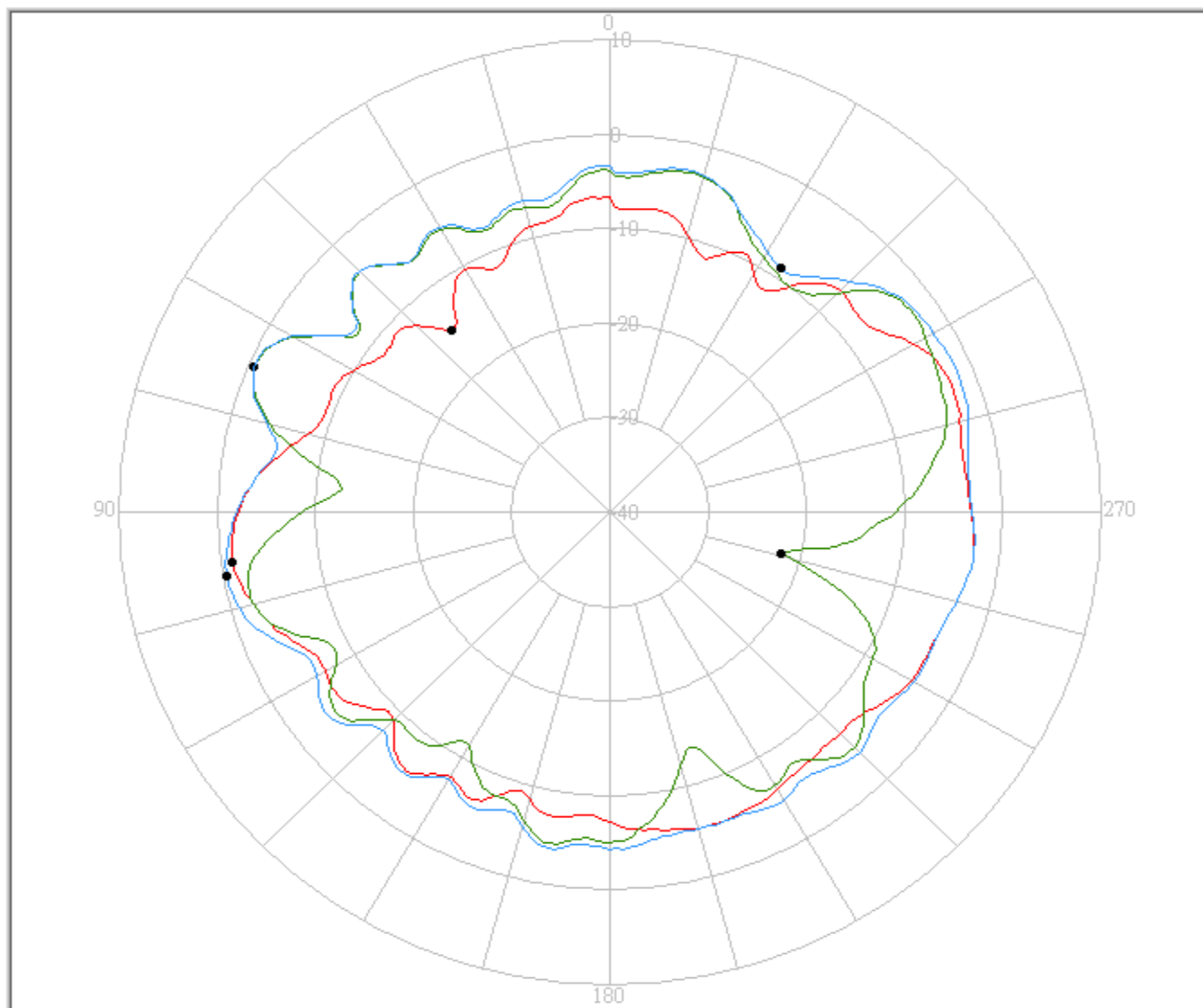
Hz. 5.35GHz



FAVORTRON Co. Ltd

Antenna Pattern Measurement

4F, No. 108-1, Min Chuan Rd., Hsin-Tien City, Taipei, Taiwan, R.O.C. Tel:886-2-2218-2189,
Fax:886-2-2218-5760



Pattern	Model No.	Test Mode	Freq(MHz)	Max Gain(dBi)	Min Gain(dBi)	Avg. Gain(dBi)	Source Polar.	Date
1	X40	Left	5350.00	-1.22 / 98.00	-14.96 / 40.00	-5.94	Ver.	2006/2/6
2	X40	Left	5350.00	-0.70 / 67.00	-22.02 / 256.00	-5.93	Hor.	2006/2/6
3	X40	Left	5350.00	-0.46 / 100.00	-8.92 / 326.00	-4.05	V+H	2006/2/6

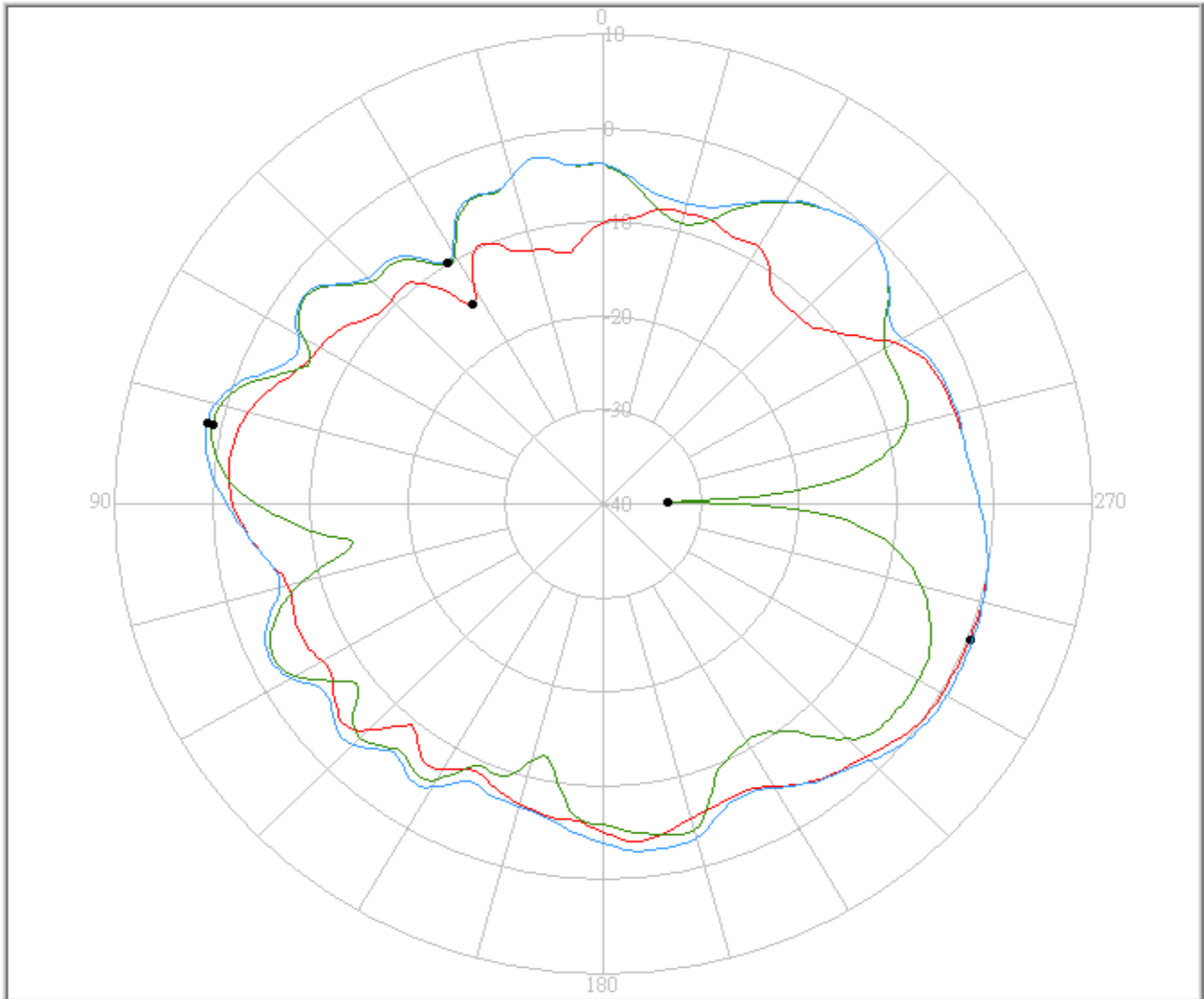
i. 5.47GHz



FAVORTRON Co. Ltd

Antenna Pattern Measurement

4F, No. 108-1, Min Chuan Rd., Hsin-Tien City, Taipei, Taiwan, R.O.C. Tel:886-2-2218-2189,
Fax:886-2-2218-5760



Pattern	Model No.	Test Mode	Freq(MHz)	Max Gain(dBi)	Min Gain(dBi)	Avg. Gain(dBi)	Source Polar.	Date
1	X40	Left	5470.00	0.19 / 249.00	-14.85 / 32.00	-4.61	Ver.	2006/2/6
2	X40	Left	5470.00	0.88 / 78.00	-33.39 / 272.00	-4.87	Hor.	2006/2/6
3	X40	Left	5470.00	1.44 / 78.00	-9.80 / 32.00	-2.79	V+H	2006/2/6

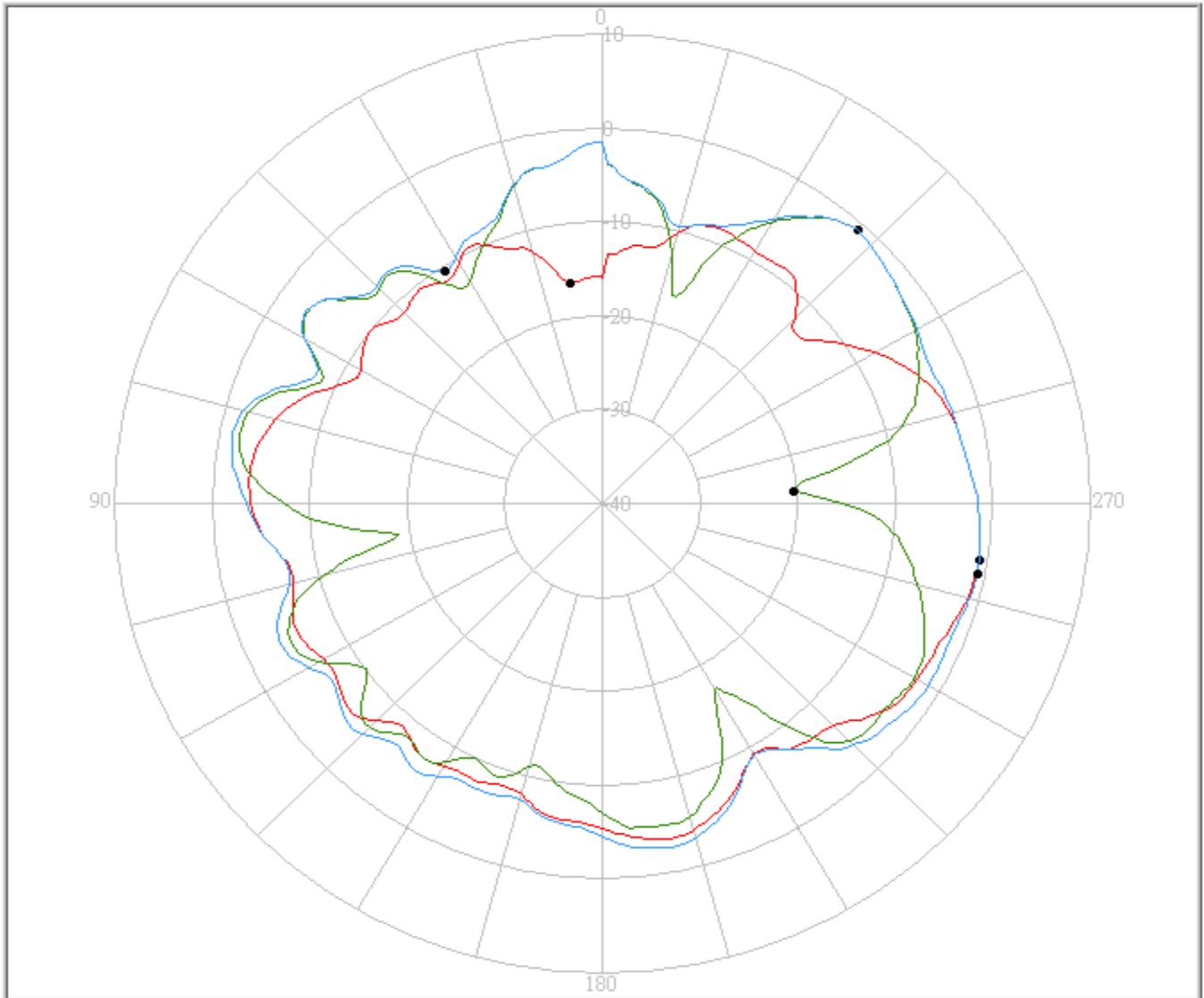
j. 5.597GHz



FAVORTRON Co. Ltd

Antenna Pattern Measurement

4F, No. 108-1, Mn Chuan Rd., Hsin-Tien City, Taipei, Taiwan, R.O.C. Tel:886-2-2218-2189,
Fax:886-2-2218-5760



Pattern	Model No.	Test Mode	Freq(MHz)	Max Gain(dBi)	Min Gain(dBi)	Avg. Gain(dBi)	Source Polar.	Date
1	X40	Left	5597.50	-0.93 / 261.00	-16.24 / 8.00	-6.01	Ver.	2006/2/6
2	X40	Left	5597.50	-0.93 / 318.00	-20.41 / 274.00	-5.91	Hor.	2006/2/6
3	X40	Left	5597.50	-0.85 / 259.00	-10.50 / 33.00	-3.99	V+H	2006/2/6

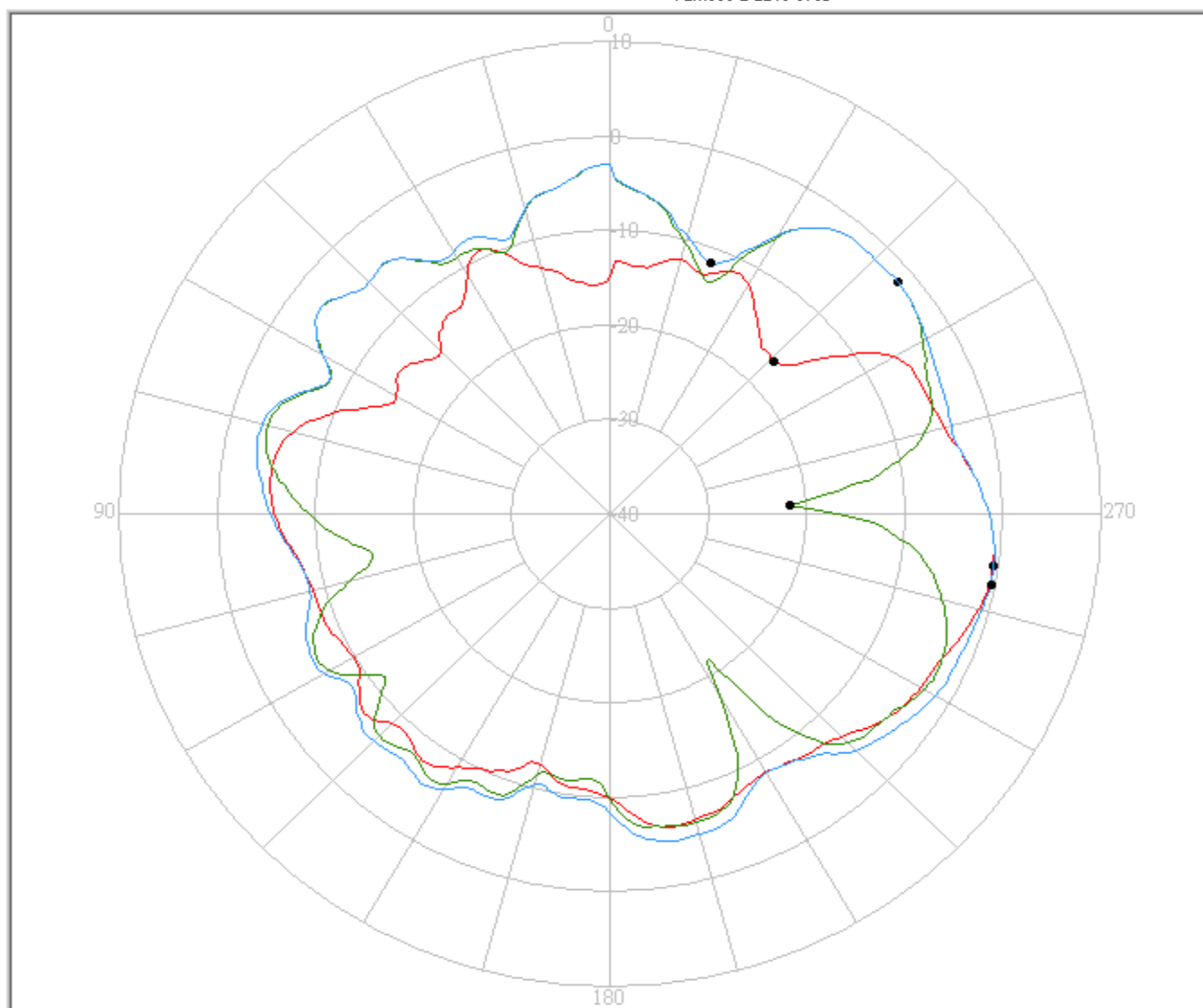
k. 5.725GHz



FAVORTRON Co. Ltd

Antenna Pattern Measurement

4F, No. 108-1, Min Chuan Rd., Hsin-Tien City, Taipei, Taiwan, R.O.C. Tel:886-2-2218-2189,
Fax:886-2-2218-5760



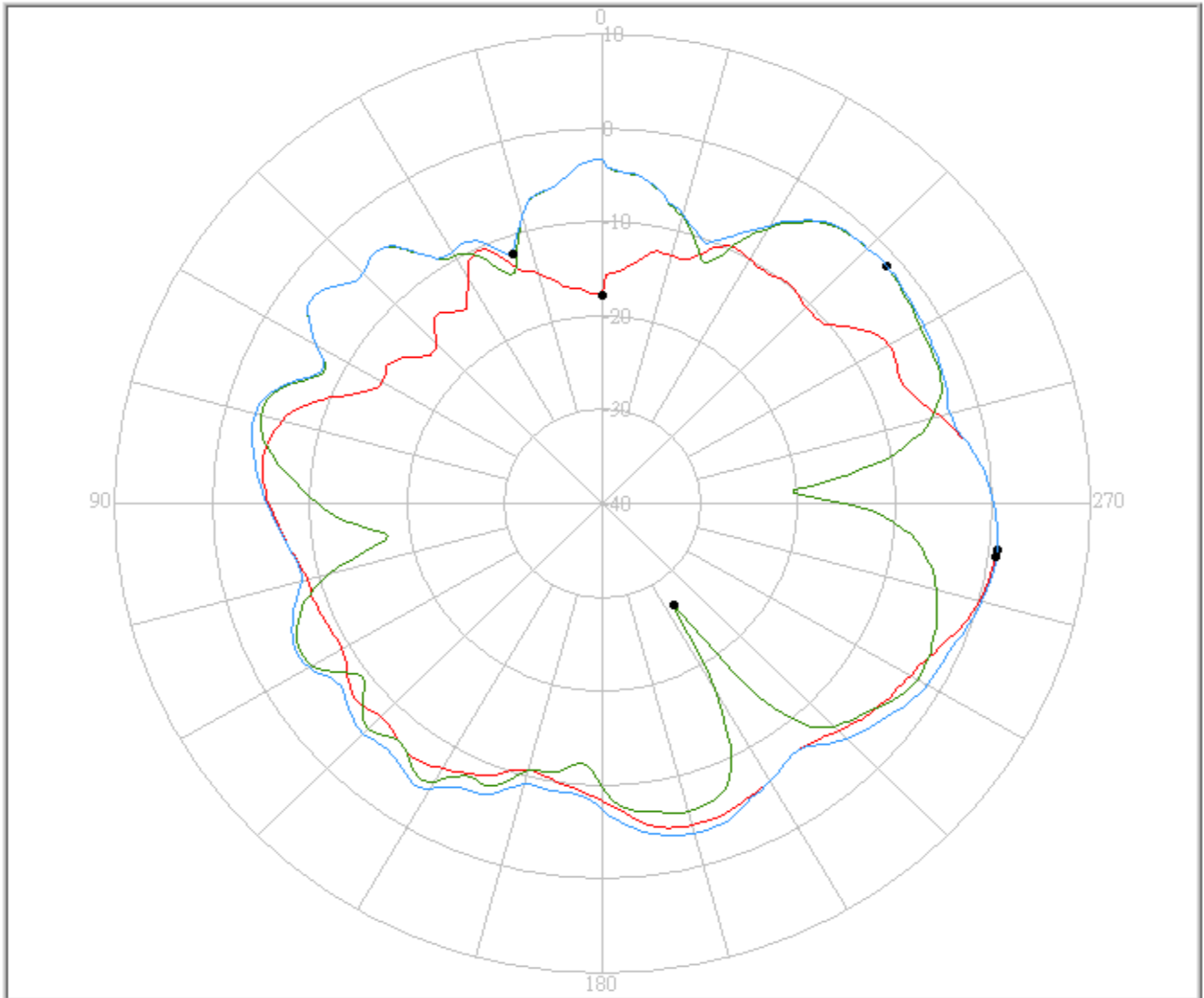
Pattern	Model No.	Test Mode	Freq(MHz)	Max Gain(dBi)	Min Gain(dBi)	Avg. Gain(dBi)	Source Polar.	Date
1	X40	Left	5725.00	-0.59 / 262.00	-16.89 / 314.00	-7.13	Ver.	2006/2/6
2	X40	Left	5725.00	-1.75 / 310.00	-21.66 / 273.00	-6.26	Hor.	2006/2/6
3	X40	Left	5725.00	-0.50 / 259.00	-11.54 / 339.00	-4.65	V+H	2006/2/6

1. 5.785GHz



FAVORTRON Co. Ltd Antenna Pattern Measurement

4F, No. 108-1, Min Chuan Rd., Hsin-Tien City, Taipei, Taiwan, R.O.C. Tel:886-2-2218-2189,
Fax:886-2-2218-5760



Pattern	Model No.	Test Mode	Freq(MHz)	Max Gain(dBi)	Min Gain(dBi)	Avg. Gain(dBi)	Source Polar.	Date
1	X40	Left	5785.00	0.70 / 263.00	-17.83 / 0.00	-6.18	Ver.	2006/2/6
2	X40	Left	5785.00	-1.39 / 311.00	-27.01 / 214.00	-5.96	Hor.	2006/2/6
3	X40	Left	5785.00	0.76 / 262.00	-11.87 / 19.00	-4.04	V+H	2006/2/6

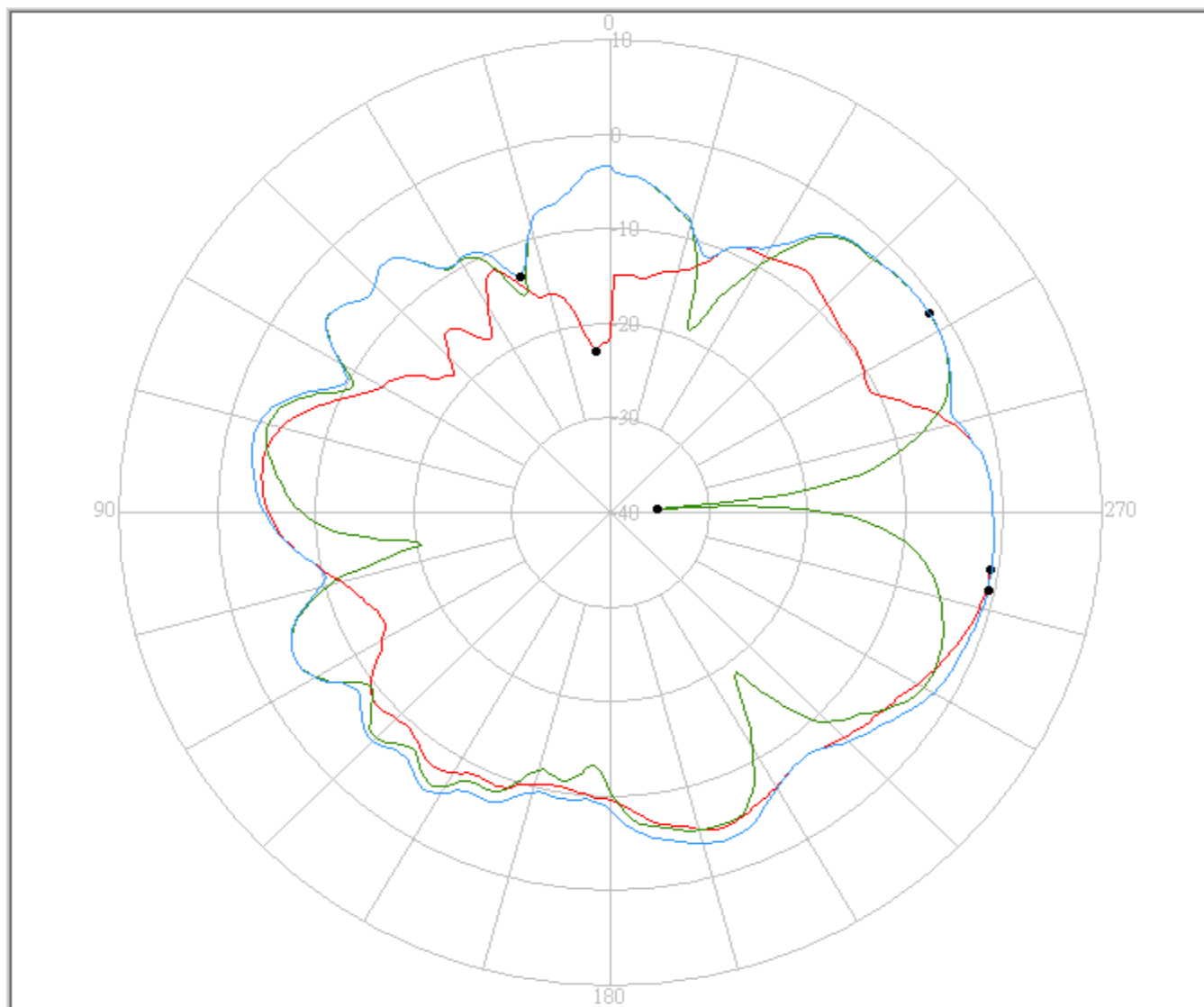
m. 5.85GHz



FAVORTRON Co. Ltd

Antenna Pattern Measurement

4F, No. 108-1, Min Chuan Rd., Hsin-Tien City, Taipei, Taiwan, R.O.C. Tel:886-2-2218-2189,
Fax:886-2-2218-5760



Pattern	Model No.	Test Mode	Freq(MHz)	Max Gain(dBi)	Min Gain(dBi)	Avg. Gain(dBi)	Source Polar.	Date
1	X40	Left	5850.00	-0.83 / 261.00	-22.94 / 5.00	-6.91	Ver.	2006/2/6
2	X40	Left	5850.00	-1.33 / 303.00	-35.22 / 274.00	-6.29	Hor.	2006/2/6
3	X40	Left	5850.00	-0.74 / 258.00	-13.46 / 20.00	-4.53	V+H	2006/2/6

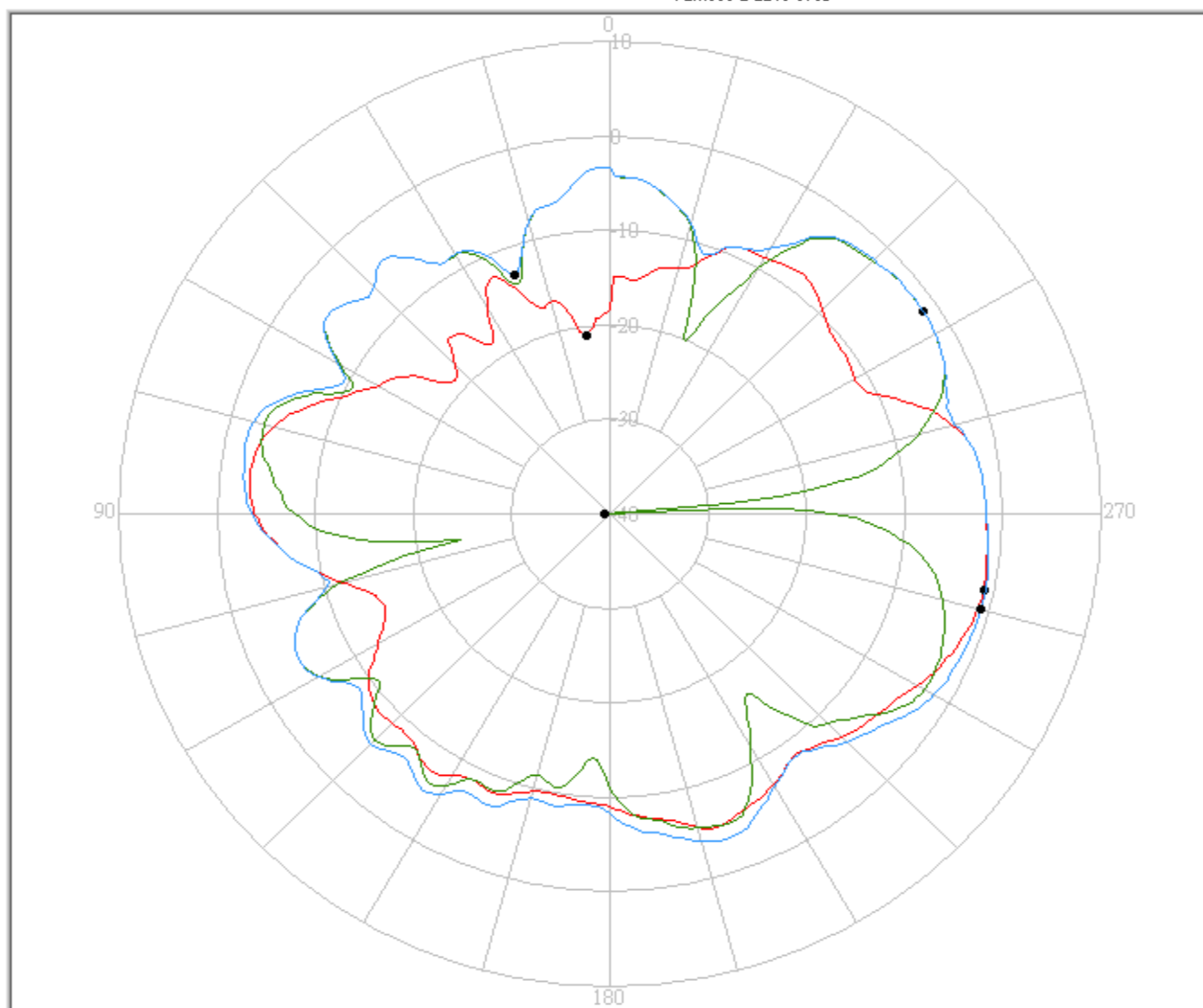
n. 5.875GHz



FAVORTRON Co. Ltd

Antenna Pattern Measurement

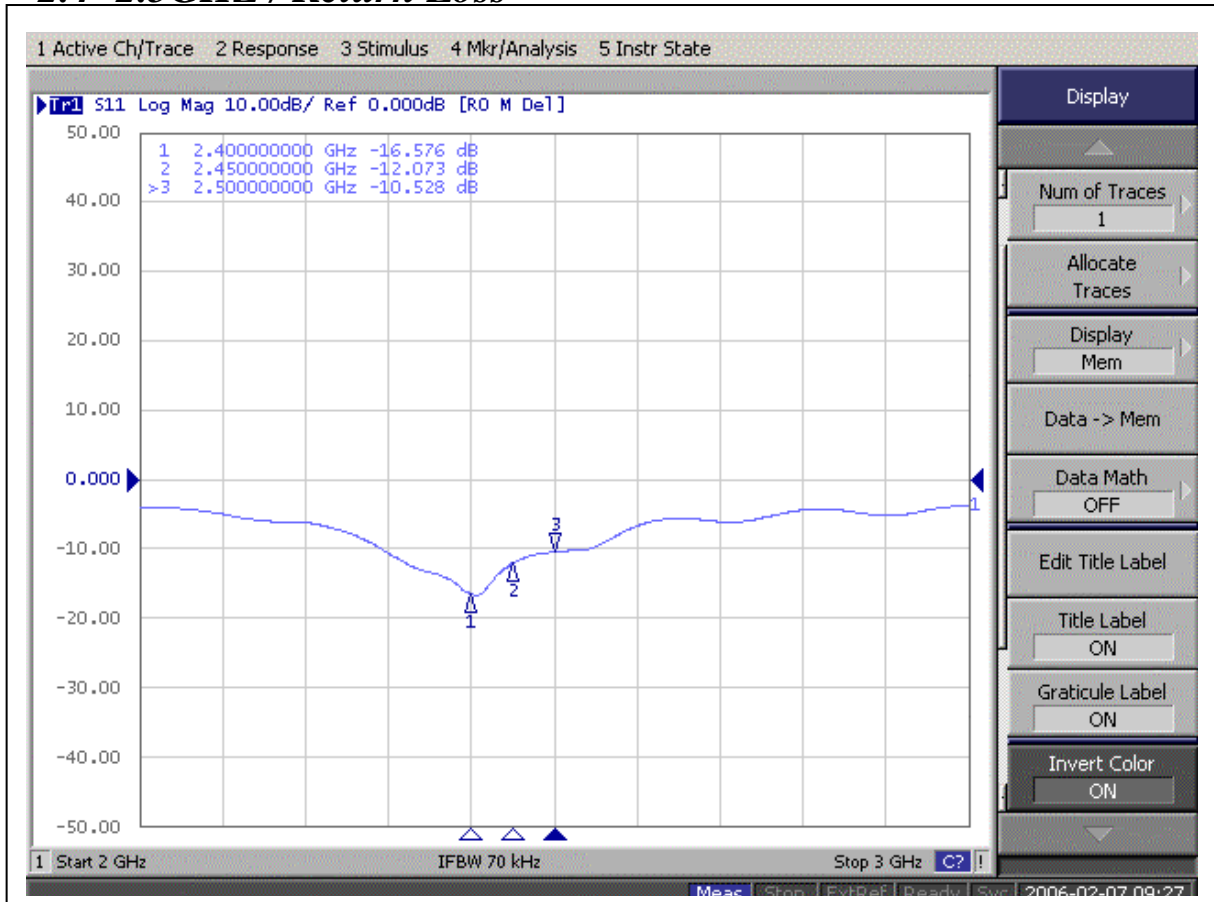
4F, No. 108-1, Min Chuan Rd., Hsin-Tien City, Taipei, Taiwan, R.O.C. Tel:886-2-2218-2189,
Fax:886-2-2218-5760



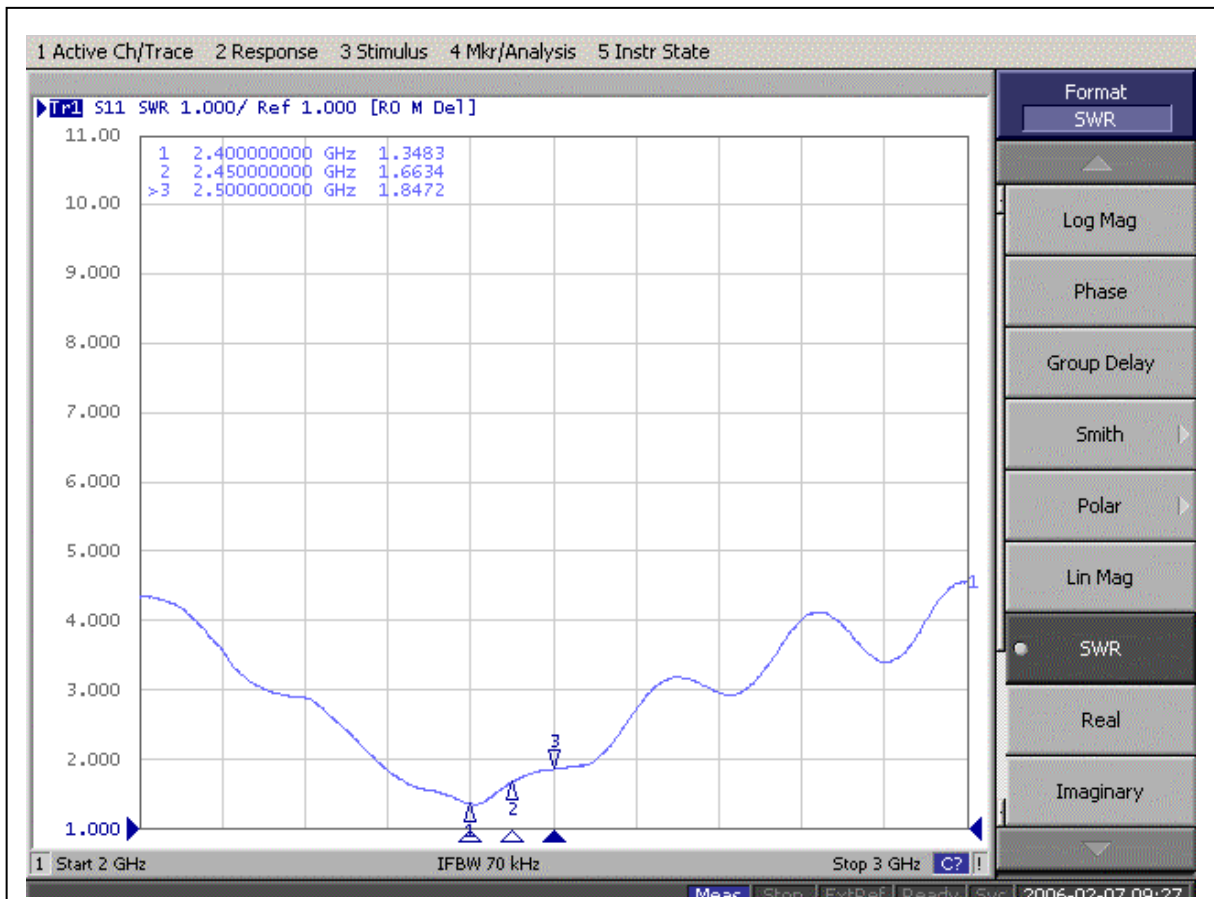
Pattern	Model No.	Test Mode	Freq(MHz)	Max Gain(dBi)	Min Gain(dBi)	Avg. Gain(dBi)	Source Polar.	Date
1	X40	Left	5875.00	-1.13 / 258.00	-20.91 / 7.00	-6.91	Ver.	2006/2/6
2	X40	Left	5875.00	-1.55 / 304.00	-40.48 / 274.00	-6.28	Hor.	2006/2/6
3	X40	Left	5875.00	-0.87 / 255.00	-12.97 / 21.00	-4.54	V+H	2006/2/6

4. WLAN Ant./ (RIGHT)

2.4~2.5GHZ / Return Loss

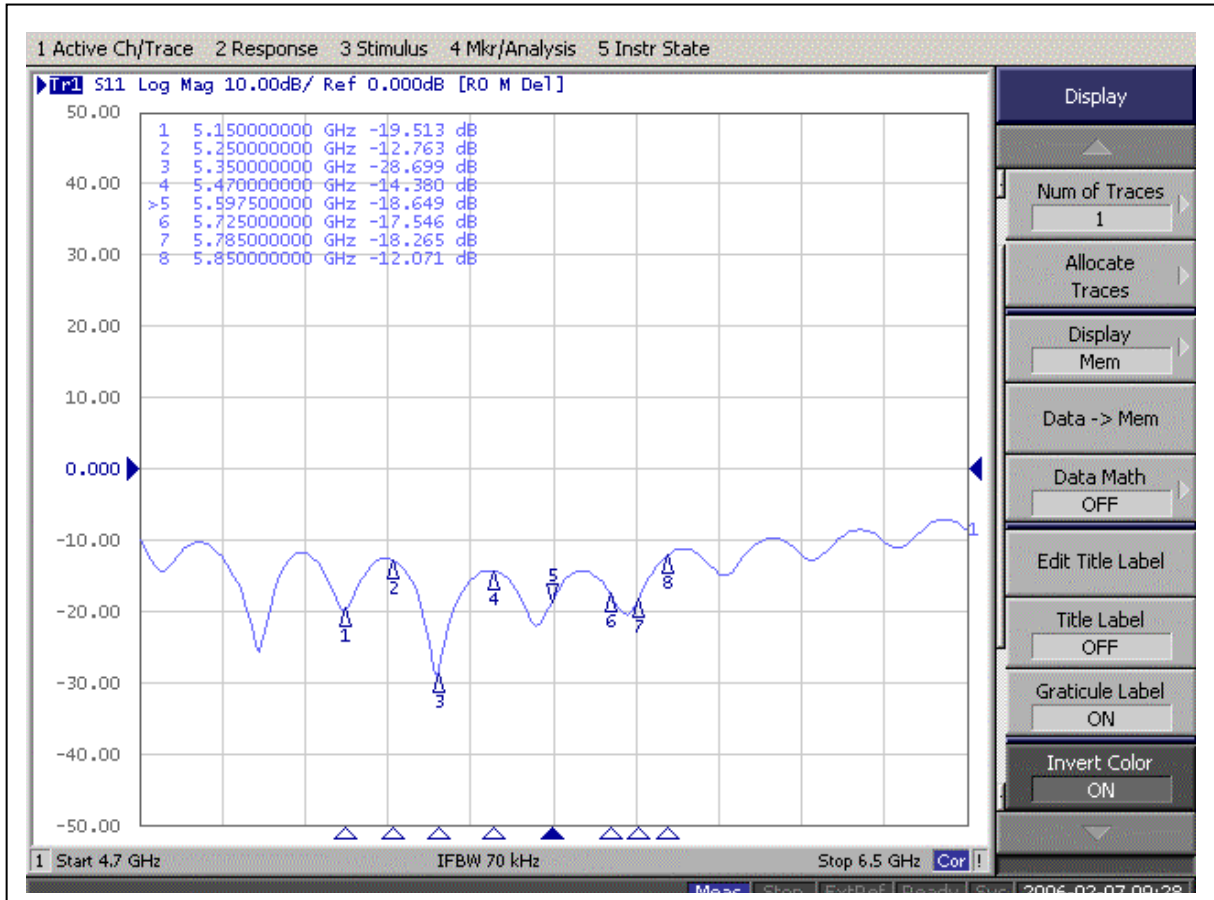


2.4~2.5GHZ / VSWR

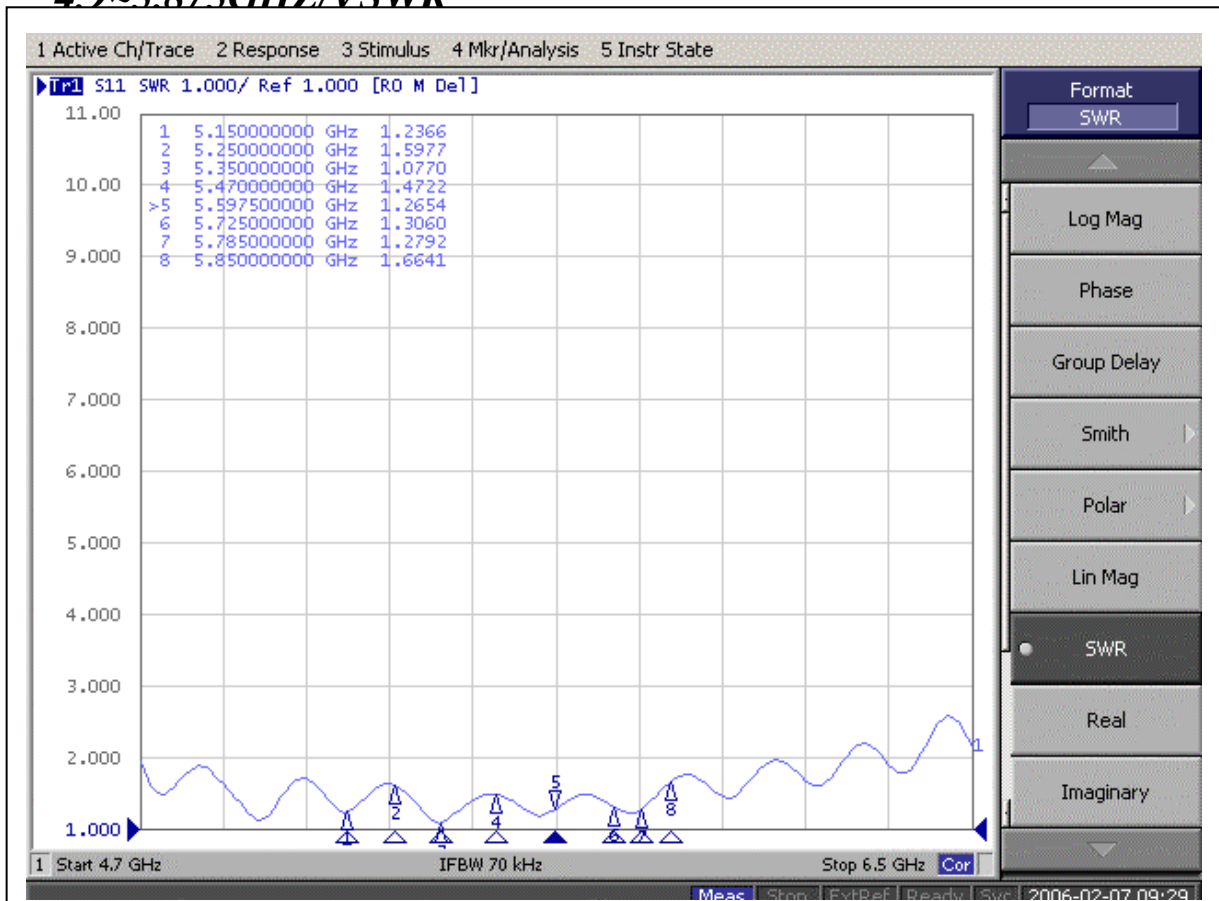


WLAN Ant./ (RIGHT)

4.9~5.875GHZ/Return Loss

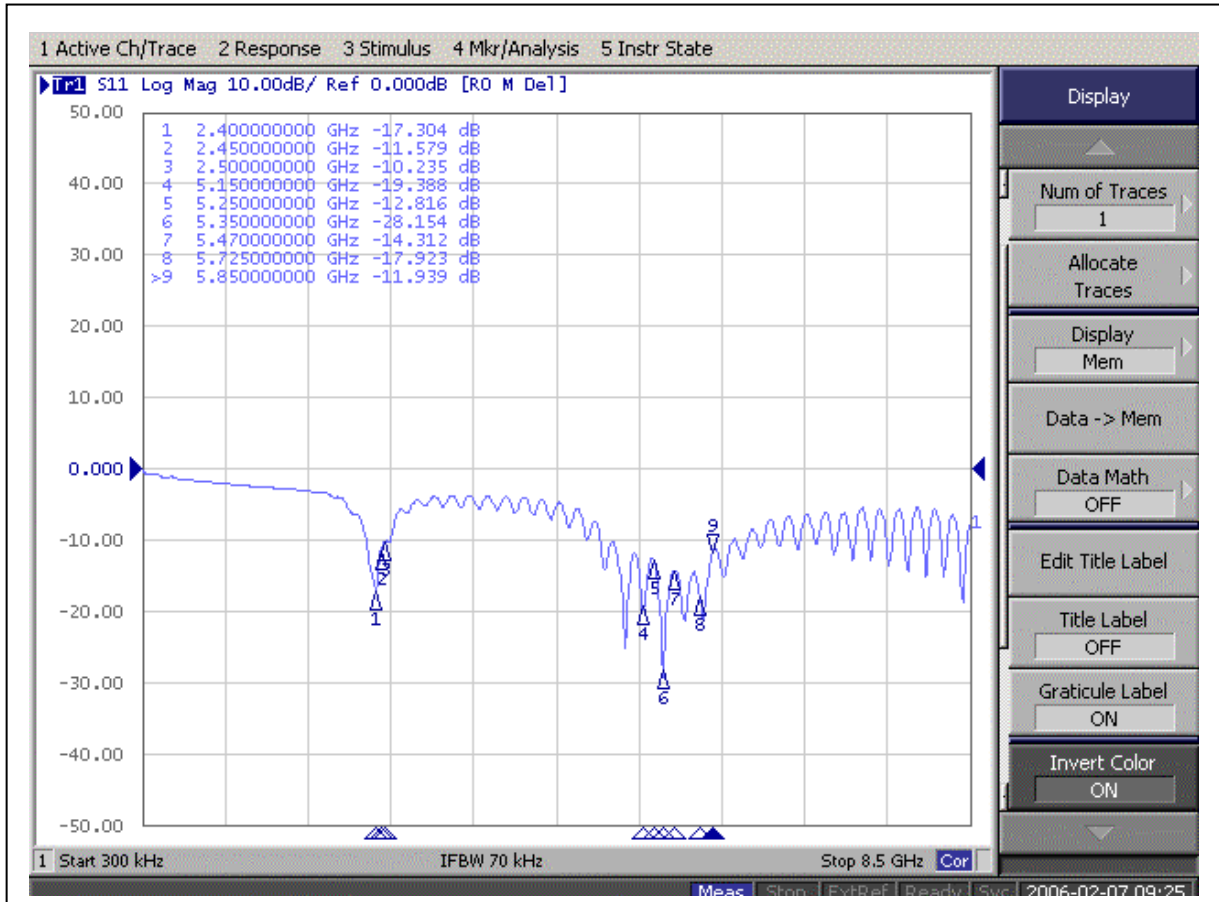


4.9~5.875GHZ/VSWR

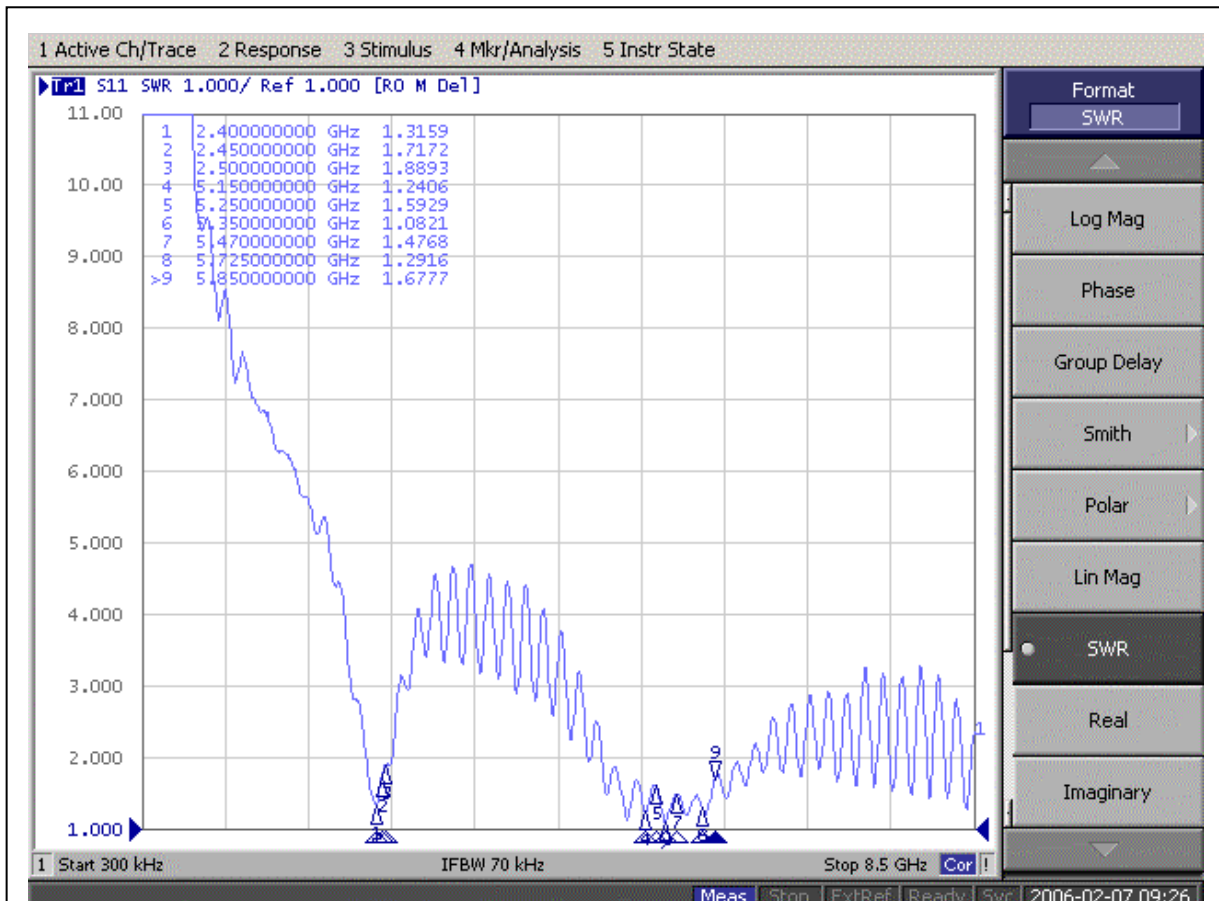


WLAN Ant./ (RIGHT)

2.4~2.5GHZ & 5.15~5.875GHZ / Return Loss



2.4~2.5GHZ & 5.15~5.875GHZ/VSWR



5. Gain & Pattern –RIGHT

a. 2.4GHz



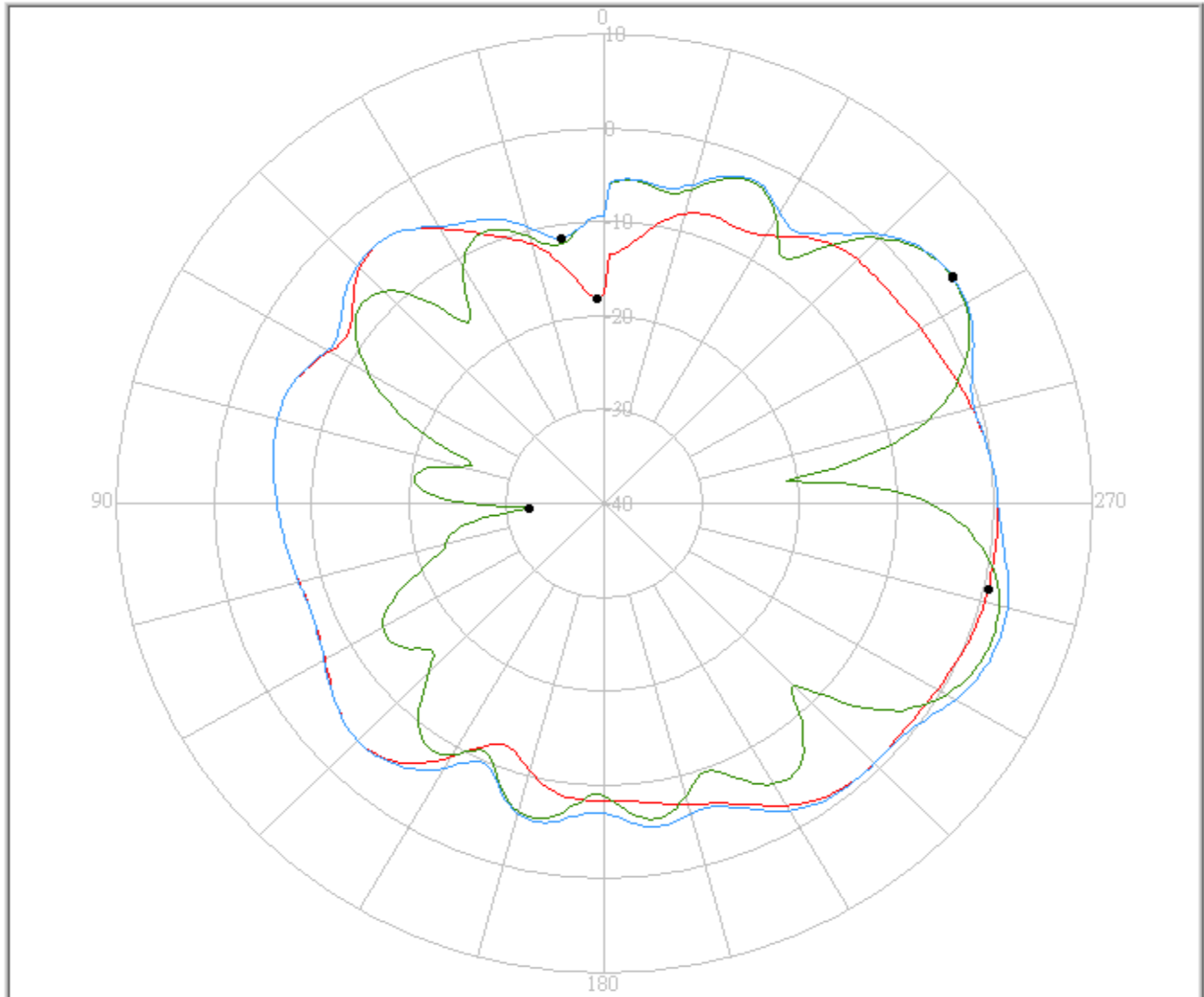
eService for Customer Satisfaction

FAVORTRON

FAVORTRON Co. Ltd

Antenna Pattern Measurement

4F, No. 108-1, Mn Chuan Rd., Hsin-Tien City, Taipei, Taiwan, R.O.C. Tel:886-2-2218-2189,
Fax:886-2-2218-5760



Pattern	Model No.	Test Mode	Freq(MHz)	Max Gain(dBi)	Min Gain(dBi)	Avg. Gain(dBi)	Source Polar.	Date
1	X40	Right	2400.00	0.39 / 257.00	-18.15 / 2.00	-4.14	Ver.	2006/2/6
2	X40	Right	2400.00	2.00 / 304.00	-32.35 / 94.00	-4.59	Hor.	2006/2/6
3	X40	Right	2400.00	2.14 / 304.00	-11.49 / 9.00	-2.41	V+H	2006/2/6

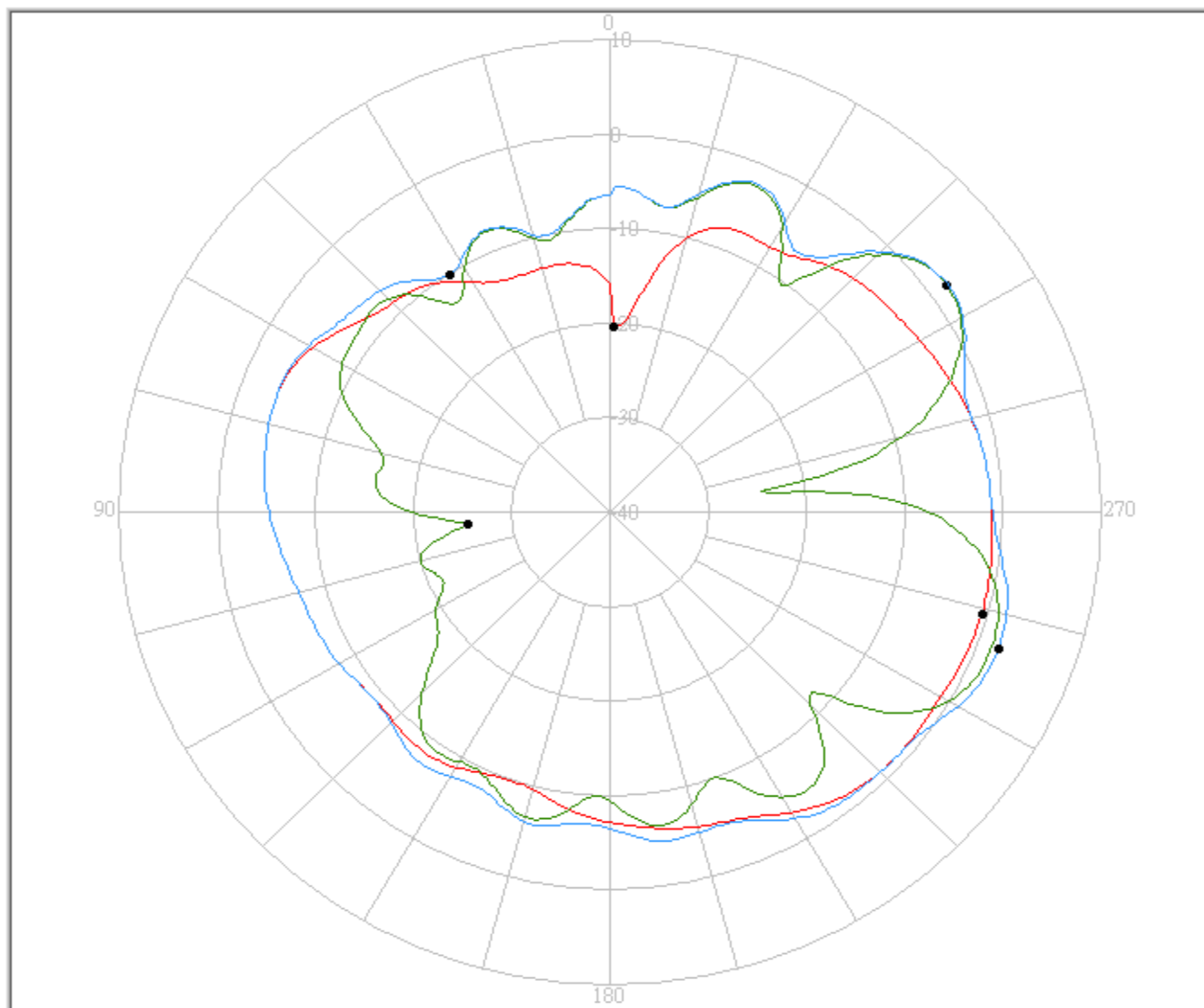
b. 2.45GHz



FAVORTRON Co. Ltd

Antenna Pattern Measurement

4F, No. 108-1, Min Chuan Rd., Hsin-Tien City, Taipei, Taiwan, R.O.C. Tel:886-2-2218-2189,
Fax:886-2-2218-5760



Pattern	Model No.	Test Mode	Freq(MHz)	Max Gain(dBi)	Min Gain(dBi)	Avg. Gain(dBi)	Source Polar.	Date
1	X40	Right	2450.00	-0.64 / 254.00	-20.32 / 359.00	-4.89	Ver.	2006/2/6
2	X40	Right	2450.00	1.87 / 305.00	-25.55 / 95.00	-5.36	Hor.	2006/2/6
3	X40	Right	2450.00	2.10 / 250.00	-10.08 / 33.00	-3.18	V+H	2006/2/6

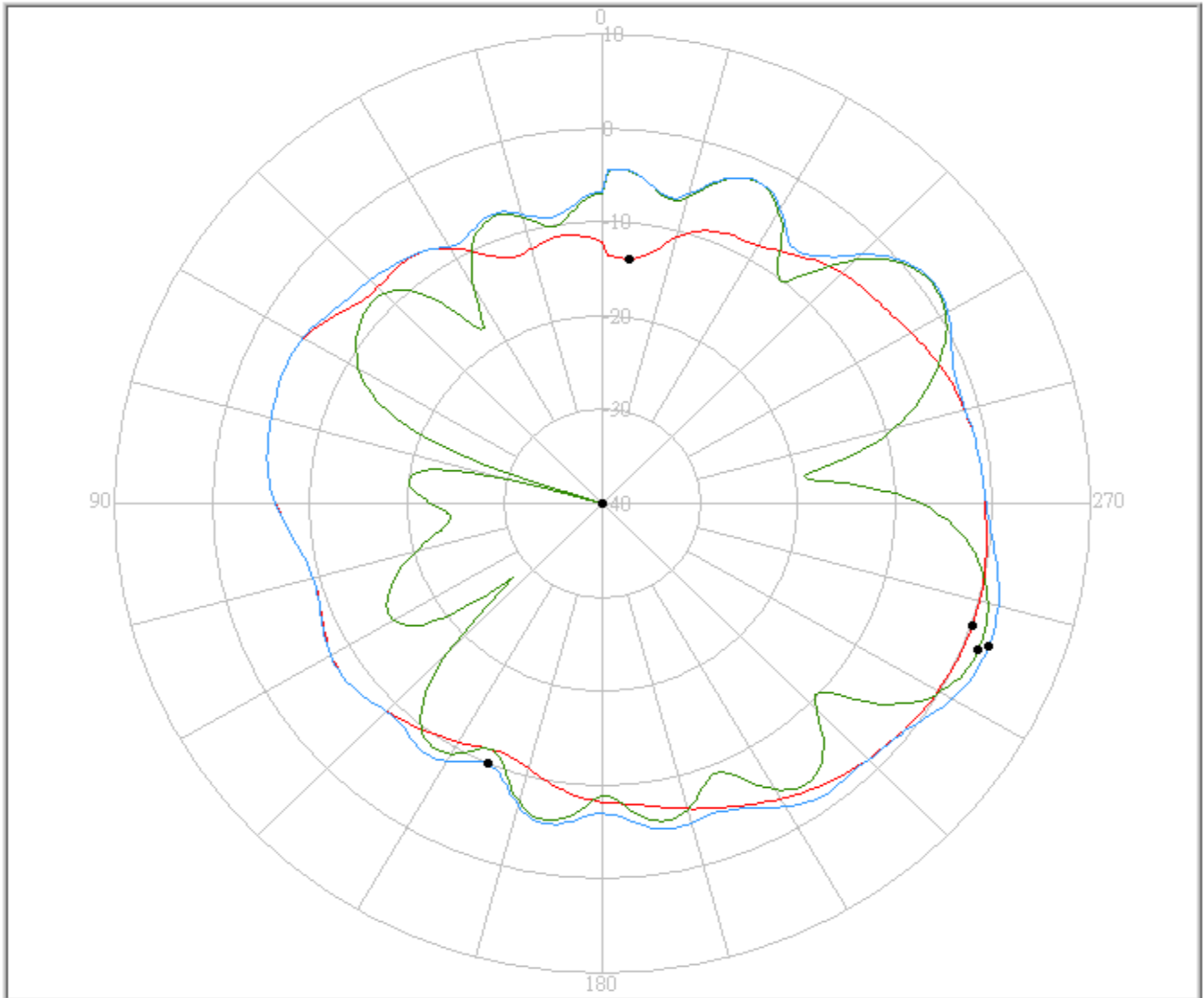
c. 2.5GHz



FAVORTRON Co. Ltd

Antenna Pattern Measurement

4F, No. 108-1, Min Chuan Rd., Hsin-Tien City, Taipei, Taiwan, R.O.C. Tel:886-2-2218-2189,
Fax:886-2-2218-5760



Pattern	Model No.	Test Mode	Freq(MHz)	Max Gain(dBi)	Min Gain(dBi)	Avg. Gain(dBi)	Source Polar.	Date
1	X40	Right	2500.00	0.11 / 251.00	-13.84 / 354.00	-4.83	Ver.	2006/2/6
2	X40	Right	2500.00	1.54 / 248.00	-42.72 / 73.00	-5.52	Hor.	2006/2/6
3	X40	Right	2500.00	2.43 / 249.00	-9.94 / 157.00	-3.25	V+H	2006/2/6

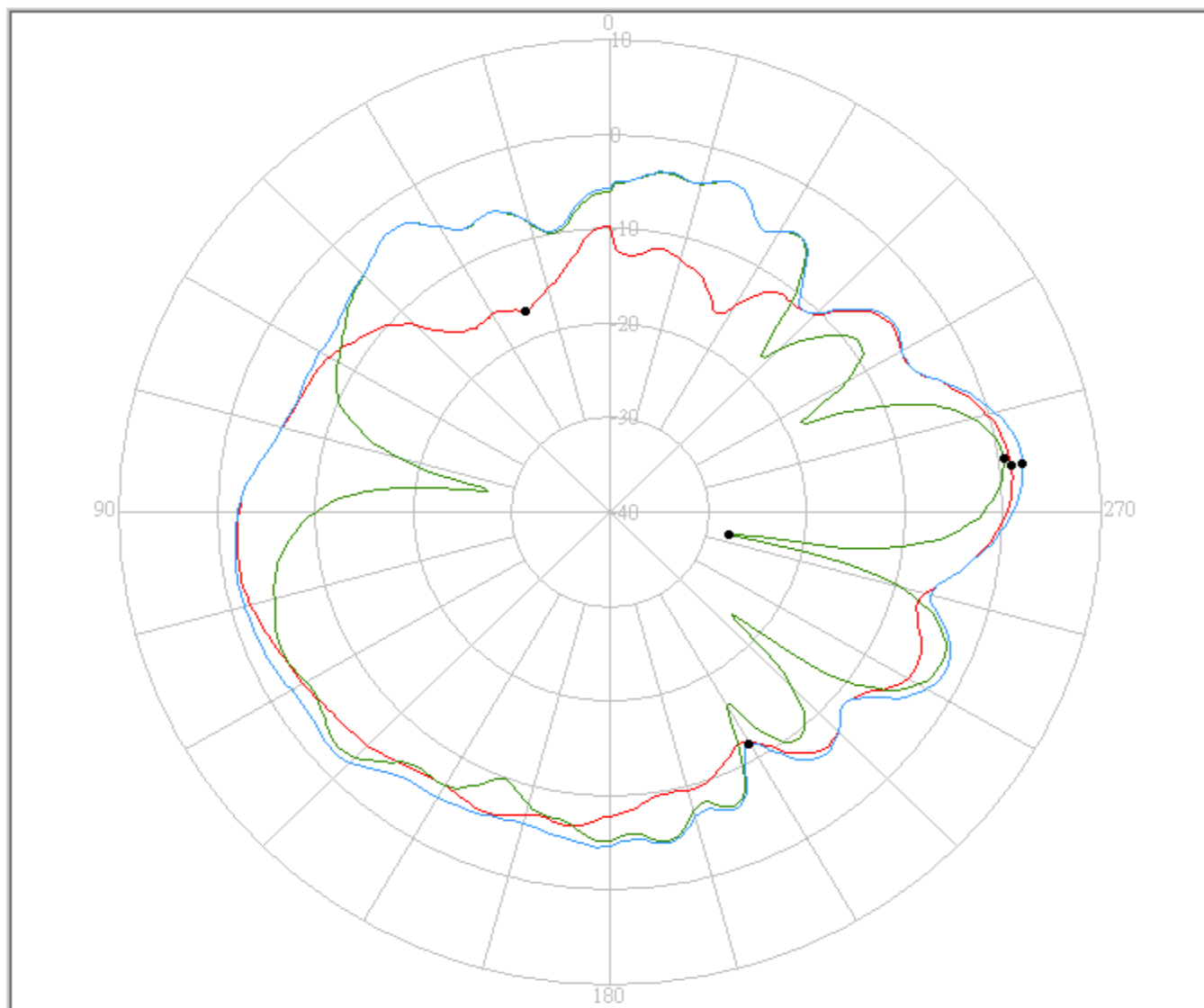
d. 4.9GHz



FAVORTRON Co. Ltd

Antenna Pattern Measurement

4F, No. 108-1, Min Chuan Rd., Hsin-Tien City, Taipei, Taiwan, R.O.C. Tel:886-2-2218-2189,
Fax:886-2-2218-5760



Pattern	Model No.	Test Mode	Freq(MHz)	Max Gain(dBi)	Min Gain(dBi)	Avg. Gain(dBi)	Source Polar.	Date
1	X40	Right	4900.00	1.14 / 277.00	-17.10 / 22.00	-5.61	Ver.	2006/2/6
2	X40	Right	4900.00	0.42 / 278.00	-27.67 / 259.00	-5.81	Hor.	2006/2/6
3	X40	Right	4900.00	2.29 / 277.00	-11.66 / 210.00	-3.82	V+H	2006/2/6

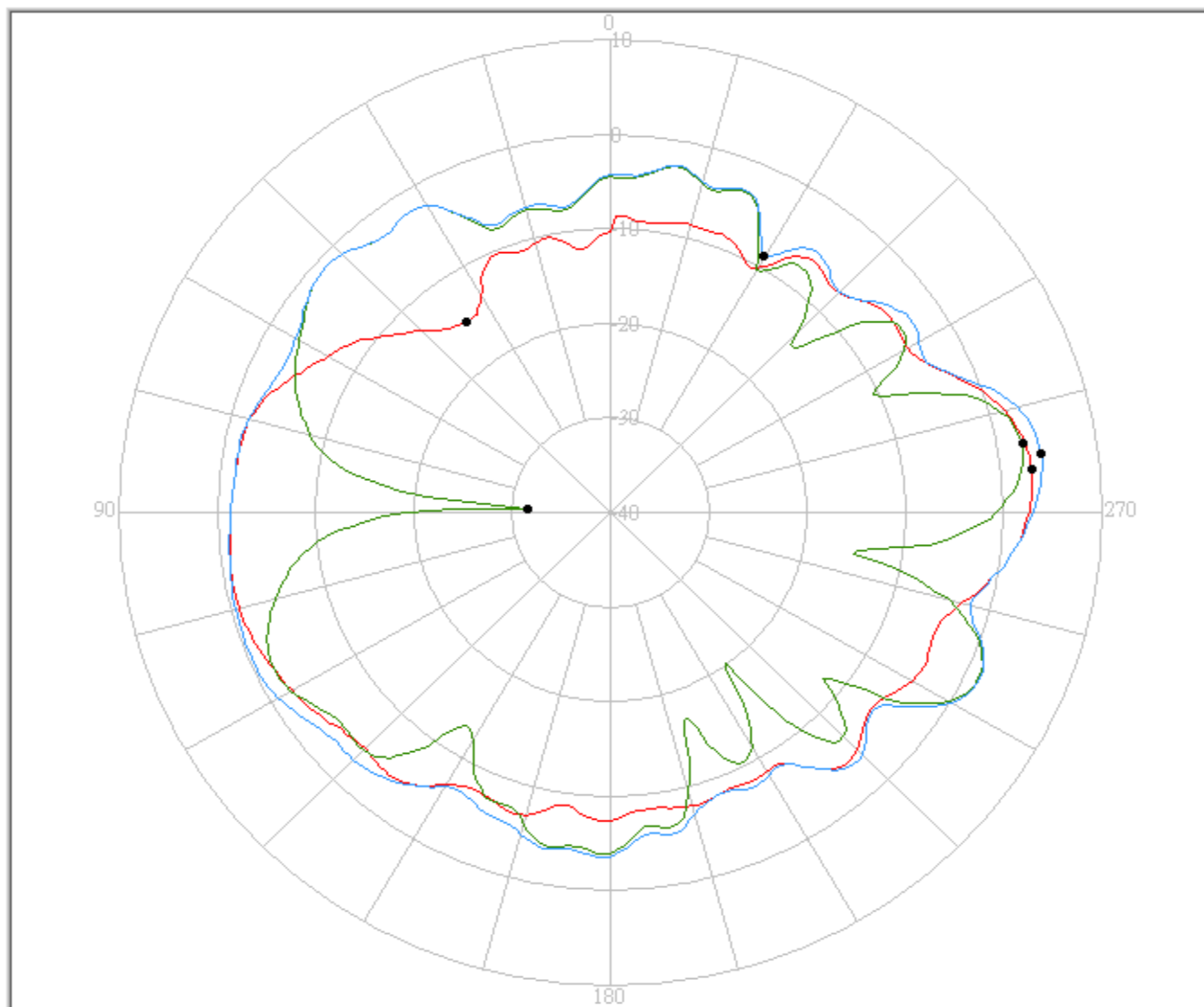
e. 5.075GHz



FAVORTRON Co. Ltd

Antenna Pattern Measurement

4F, No. 108-1, Mn Chuan Rd., Hsin-Tien City, Taipei, Taiwan, R.O.C. Tel:886-2-2218-2189, Fax:886-2-2218-5760



Pattern	Model No.	Test Mode	Freq(MHz)	Max Gain(dBi)	Min Gain(dBi)	Avg. Gain(dBi)	Source Polar.	Date
1	X40	Right	5075.00	2.11 / 276.00	-15.18 / 36.00	-3.95	Ver.	2006/2/6
2	X40	Right	5075.00	2.50 / 280.00	-31.50 / 87.00	-4.36	Hor.	2006/2/6
3	X40	Right	5075.00	4.24 / 278.00	-8.75 / 330.00	-2.23	V+H	2006/2/6

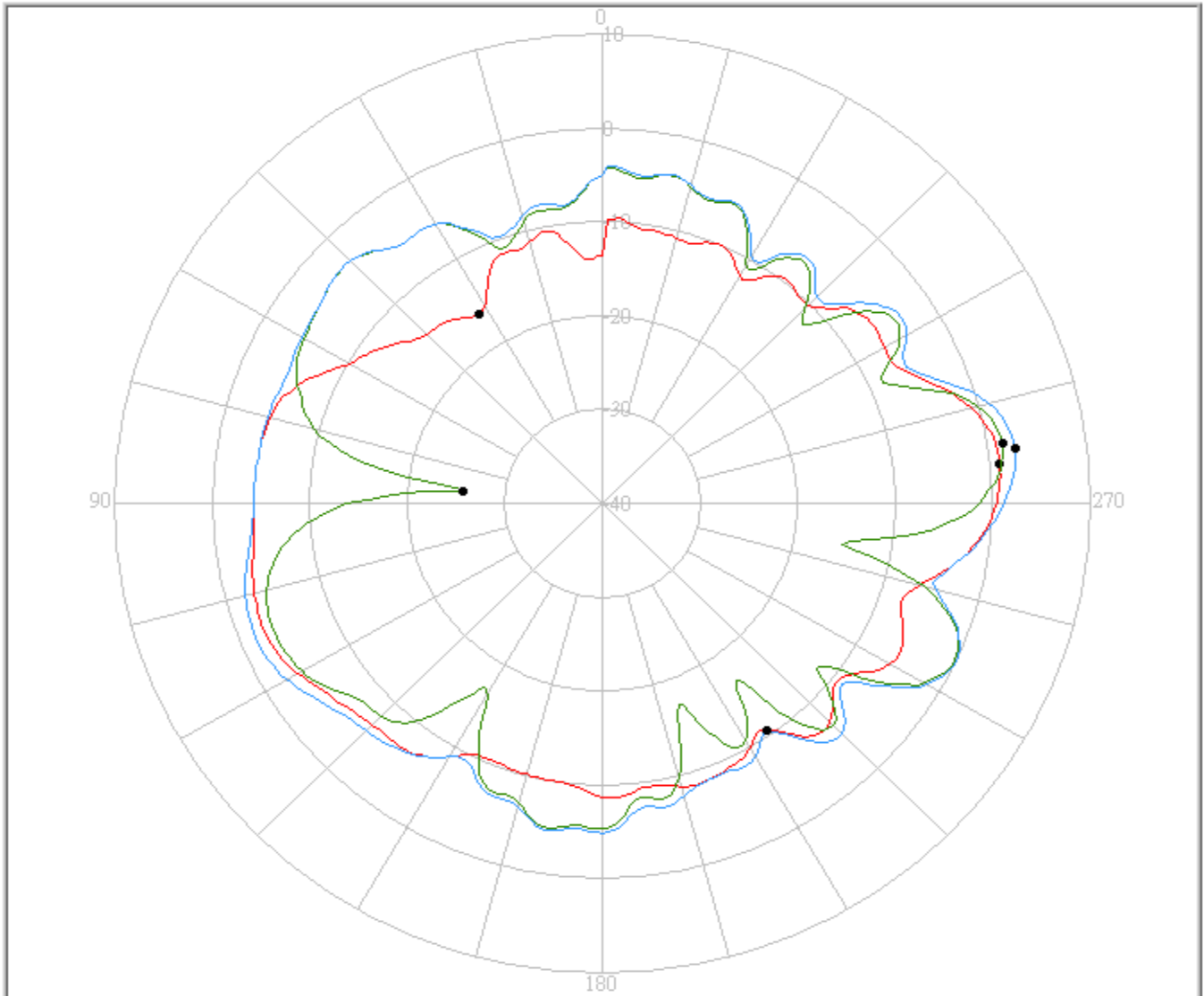
f. 5.15GHz



FAVORTRON Co. Ltd

Antenna Pattern Measurement

4F, No. 108-1, Min Chuan Rd., Hsin-Tien City, Taipei, Taiwan, R.O.C. Tel:886-2-2218-2189,
Fax:886-2-2218-5760



Pattern	Model No.	Test Mode	Freq(MHz)	Max Gain(dBi)	Min Gain(dBi)	Avg. Gain(dBi)	Source Polar.	Date
1	X40	Right	5150.00	0.91 / 276.00	-16.31 / 32.00	-6.18	Ver.	2006/2/6
2	X40	Right	5150.00	1.48 / 279.00	-25.65 / 85.00	-5.58	Hor.	2006/2/6
3	X40	Right	5150.00	2.68 / 278.00	-10.54 / 215.00	-4.04	V+H	2006/2/6

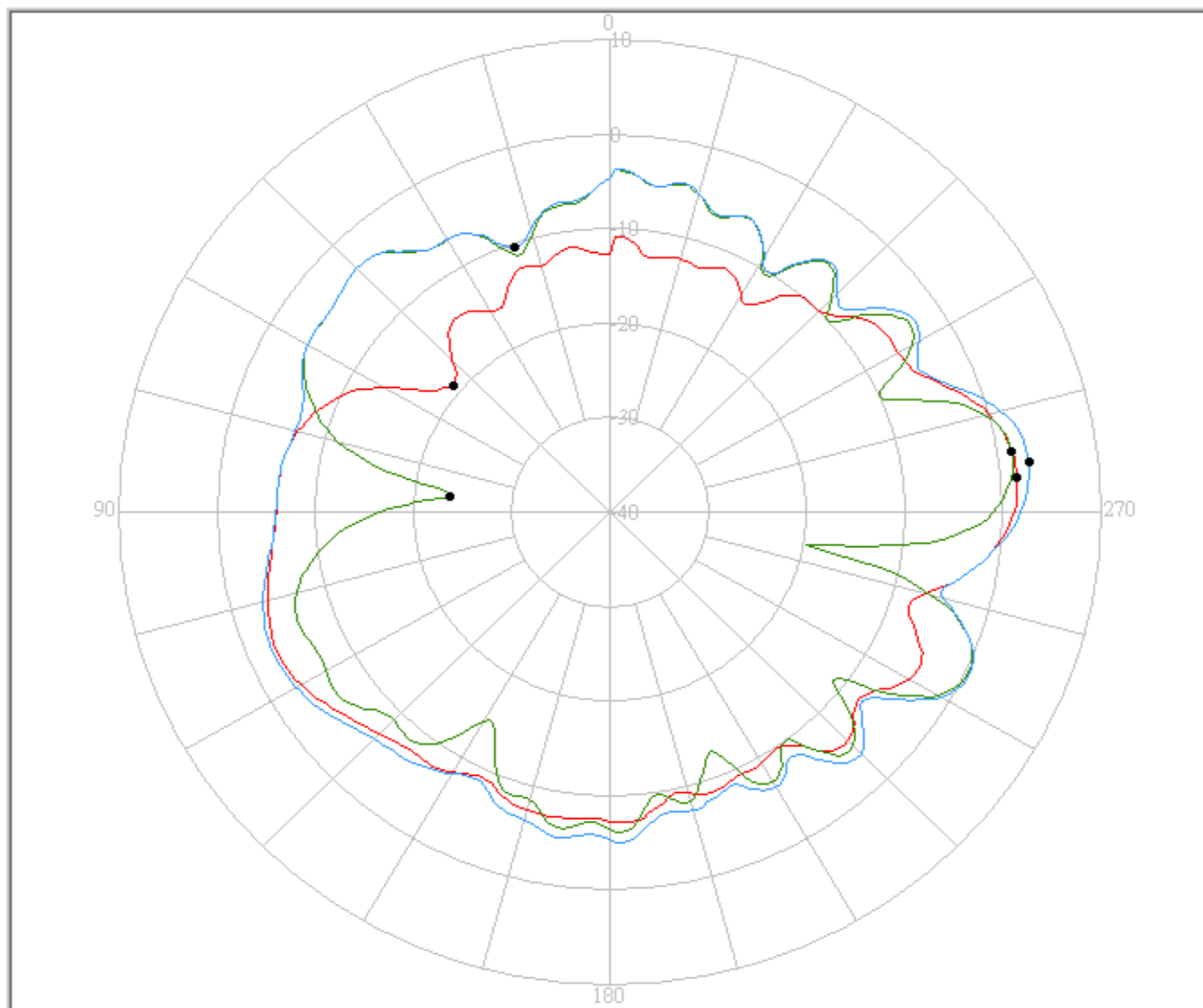
g. 5.25GHz



FAVORTRON Co. Ltd

Antenna Pattern Measurement

4F, No. 108-1, Min Chuan Rd., Hsin-Tien City, Taipei, Taiwan, R.O.C. Tel:886-2-2218-2189, Fax:886-2-2218-5760



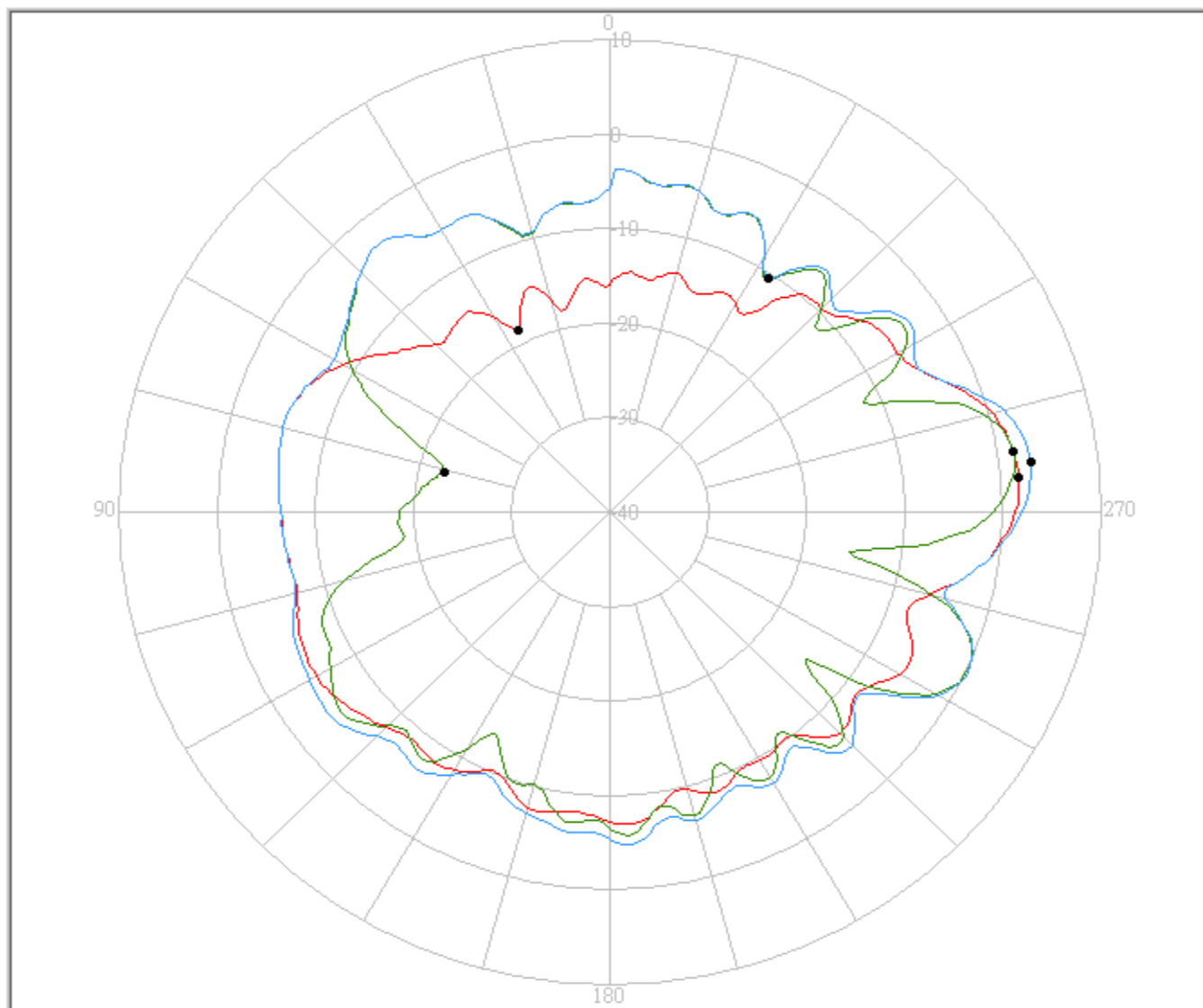
Pattern	Model No.	Test Mode	Freq(MHz)	Max Gain(dBi)	Min Gain(dBi)	Avg. Gain(dBi)	Source Polar.	Date
1	X40	Right	5250.00	1.62 / 275.00	-19.09 / 50.00	-6.07	Ver.	2006/2/6
2	X40	Right	5250.00	1.40 / 279.00	-23.62 / 84.00	-5.68	Hor.	2006/2/6
3	X40	Right	5250.00	2.97 / 277.00	-10.35 / 19.00	-4.01	V+H	2006/2/6

H. 5.35GHz



FAVORTRON Co. Ltd Antenna Pattern Measurement

4F, No. 108-1, Min Chuan Rd., Hsin-Tien City, Taipei, Taiwan, R.O.C. Tel:886-2-2218-2189,
Fax:886-2-2218-5760



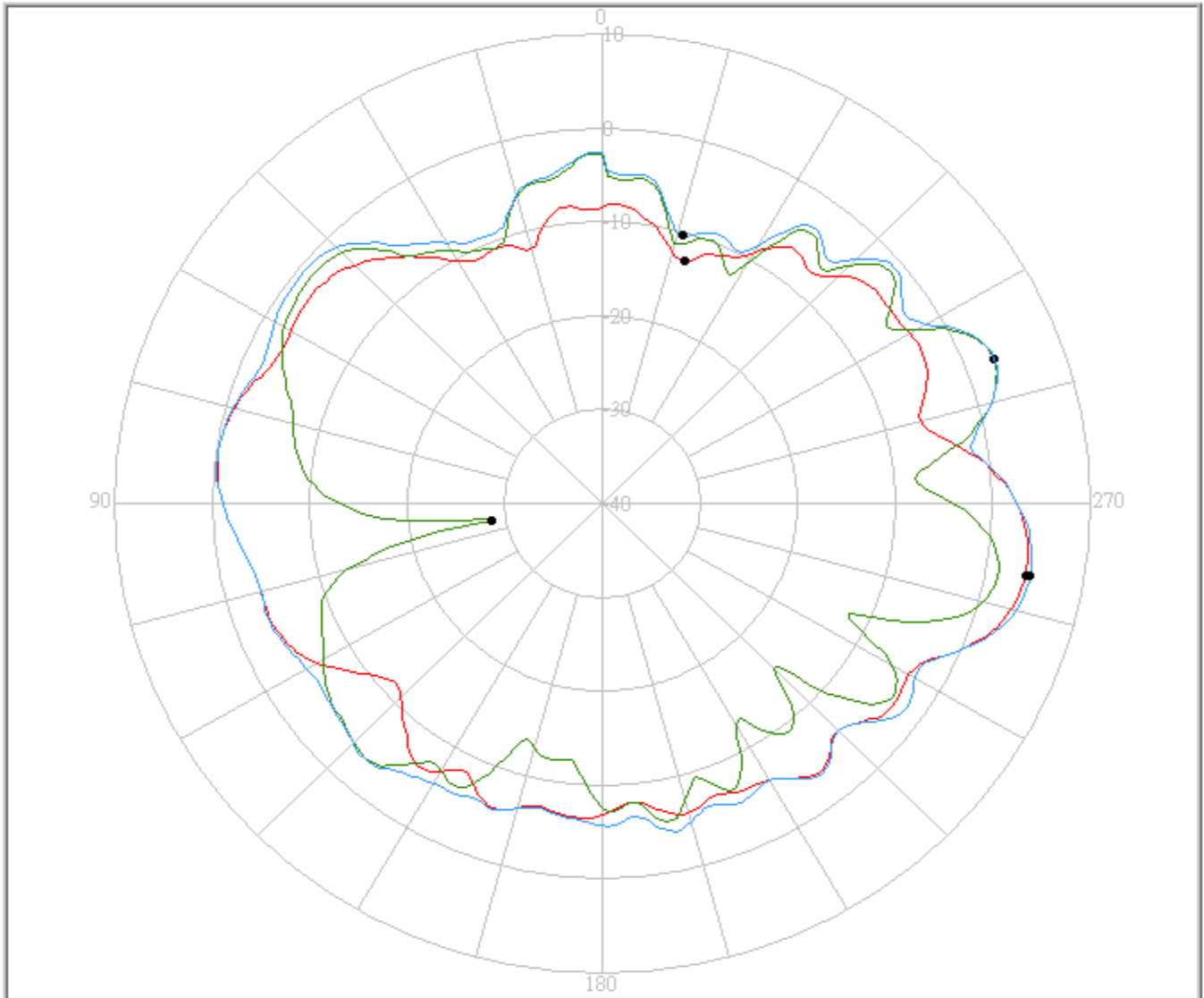
Pattern	Model No.	Test Mode	Freq(MHz)	Max Gain(dBi)	Min Gain(dBi)	Avg. Gain(dBi)	Source Polar.	Date
1	X40	Right	5350.00	1.81 / 275.00	-18.51 / 26.00	-6.35	Ver.	2006/2/6
2	X40	Right	5350.00	1.55 / 279.00	-22.58 / 76.00	-5.98	Hor.	2006/2/6
3	X40	Right	5350.00	2.13 / 277.00	-10.51 / 327.00	-4.24	V+H	2006/2/6

i. 5.47GHz



FAVORTRON Co. Ltd Antenna Pattern Measurement

4F, No. 108-1, Min Chuan Rd., Hsin-Tien City, Taipei, Taiwan, R.O.C. Tel:886-2-2218-2189,
Fax:886-2-2218-5760



Pattern	Model No.	Test Mode	Freq(MHz)	Max Gain(dBi)	Min Gain(dBi)	Avg. Gain(dBi)	Source Polar.	Date
1	X40	Right	5470.00	2.99 / 260.00	-12.93 / 342.00	-3.56	Ver.	2006/2/6
2	X40	Right	5470.00	2.98 / 291.00	-28.46 / 99.00	-4.71	Hor.	2006/2/6
3	X40	Right	5470.00	2.53 / 260.00	-10.34 / 344.00	-2.16	V+H	2006/2/6

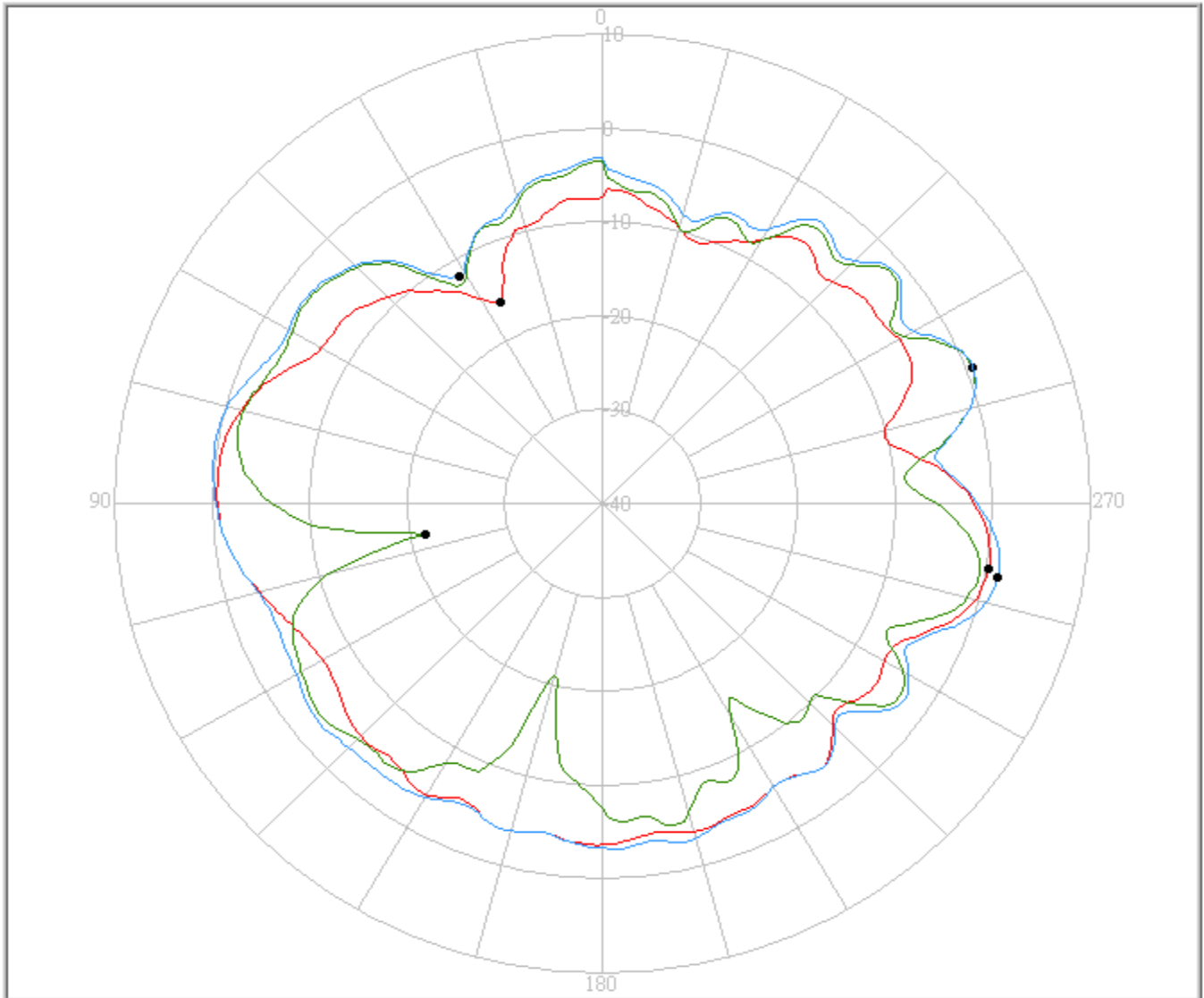
j. 5.597GHz



FAVORTRON Co. Ltd

Antenna Pattern Measurement

4F, No. 108-1, Mn Chuan Rd., Hsin-Tien City, Taipei, Taiwan, R.O.C. Tel:886-2-2218-2189, Fax:886-2-2218-5760



Pattern	Model No.	Test Mode	Freq(MHz)	Max Gain(dBi)	Min Gain(dBi)	Avg. Gain(dBi)	Source Polar.	Date
1	X40	Right	5597.50	0.17 / 260.00	-16.06 / 26.00	-4.75	Ver.	2006/2/6
2	X40	Right	5597.50	0.58 / 291.00	-21.50 / 100.00	-5.02	Hor.	2006/2/6
3	X40	Right	5597.50	1.28 / 259.00	-11.69 / 31.00	-3.07	V+H	2006/2/6

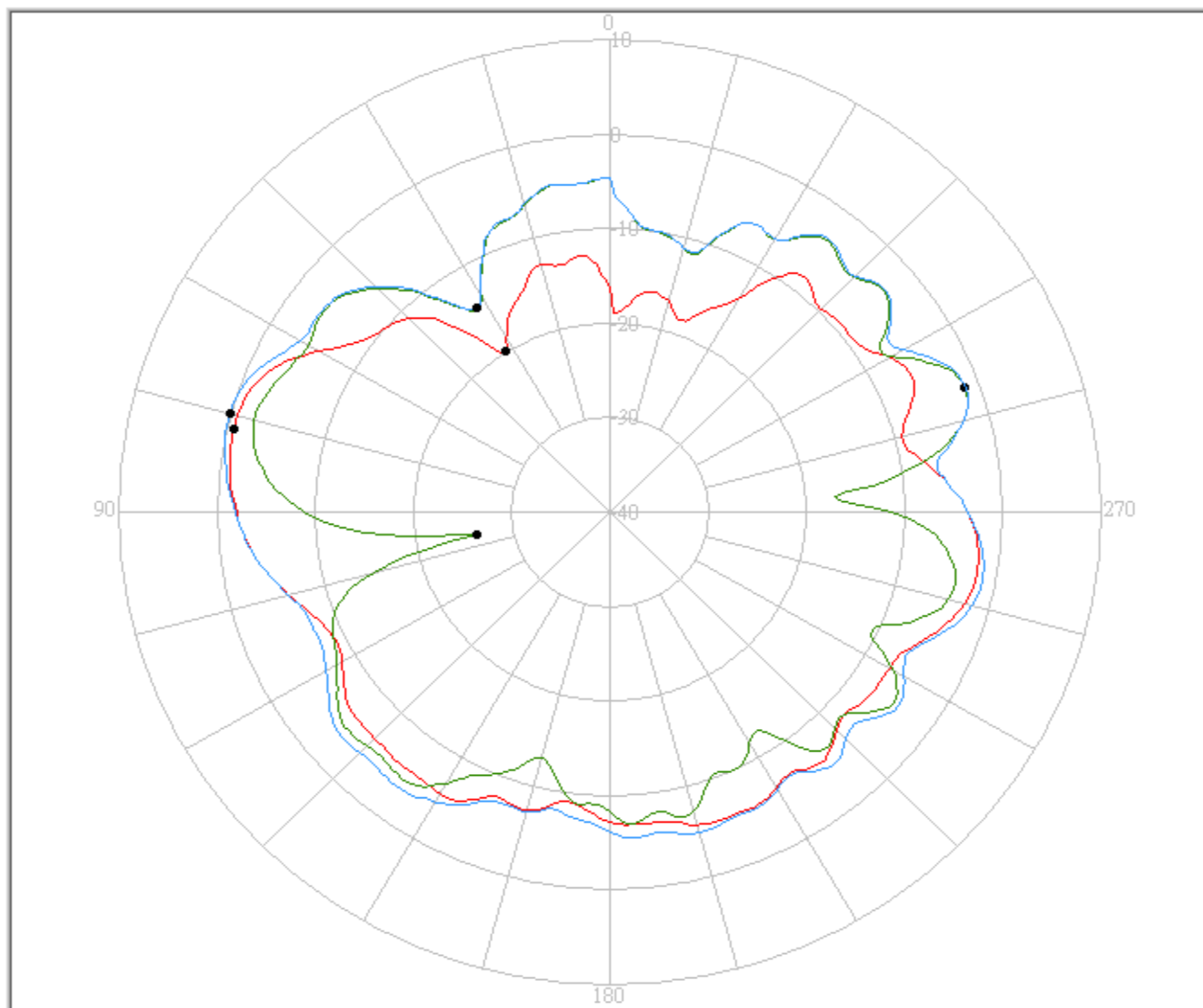
k. 5.725GHz



FAVORTRON Co. Ltd

Antenna Pattern Measurement

4F, No. 108-1, Min Chuan Rd., Hsin-Tien City, Taipei, Taiwan, R.O.C. Tel:886-2-2218-2189,
Fax:886-2-2218-5760



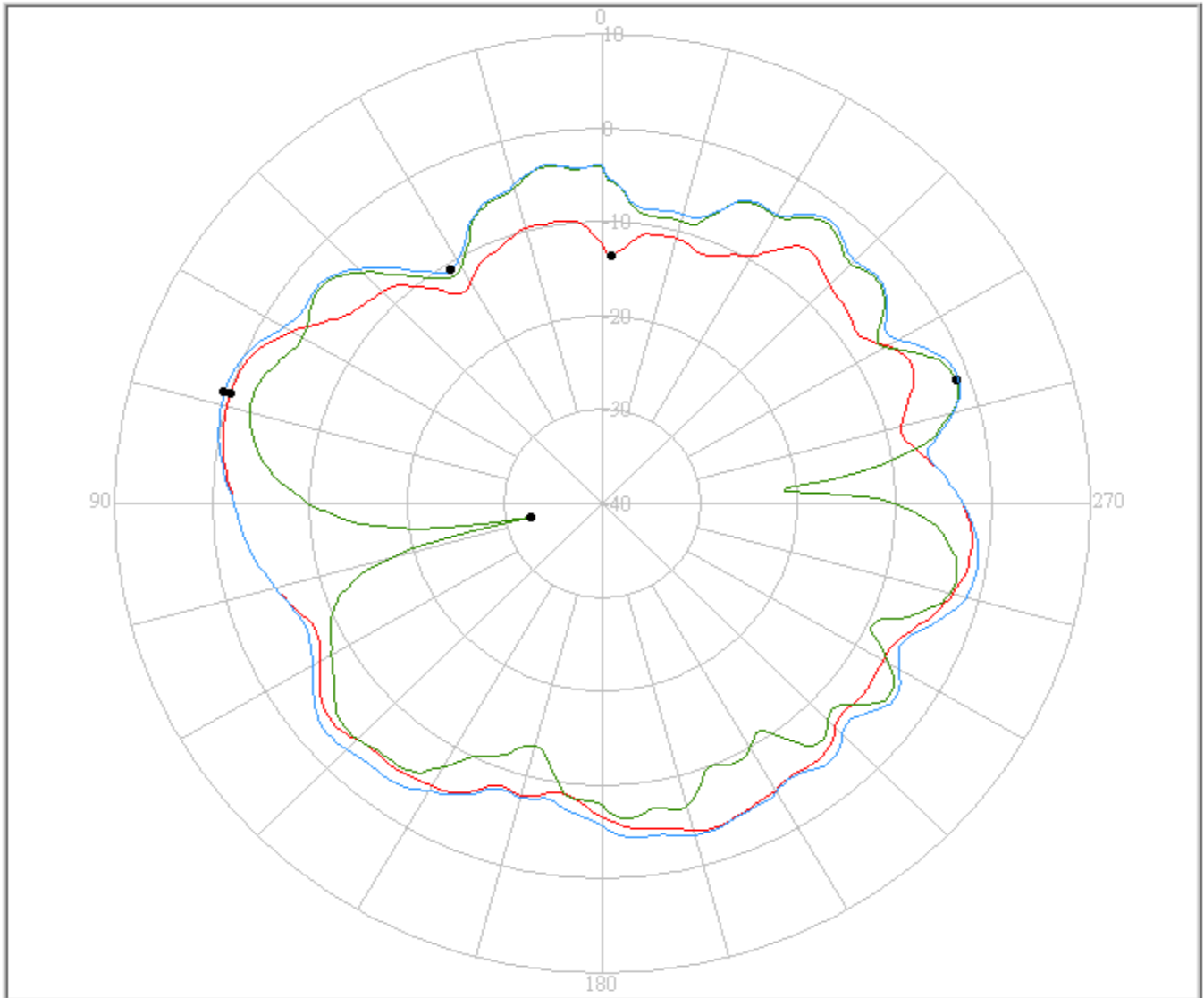
Pattern	Model No.	Test Mode	Freq(MHz)	Max Gain(dBi)	Min Gain(dBi)	Avg. Gain(dBi)	Source Polar.	Date
1	X40	Right	5725.00	-0.69 / 77.00	-19.89 / 32.00	-6.36	Ver.	2006/2/6
2	X40	Right	5725.00	-1.54 / 290.00	-26.17 / 100.00	-6.47	Hor.	2006/2/6
3	X40	Right	5725.00	0.06 / 75.00	-14.57 / 32.00	-4.55	V+H	2006/2/6

1. 5.785GHz



FAVORTRON Co. Ltd Antenna Pattern Measurement

4F, No. 108-1, Min Chuan Rd., Hsin-Tien City, Taipei, Taiwan, R.O.C. Tel:886-2-2218-2189,
Fax:886-2-2218-5760



Pattern	Model No.	Test Mode	Freq(MHz)	Max Gain(dBi)	Min Gain(dBi)	Avg. Gain(dBi)	Source Polar.	Date
1	X40	Right	5785.00	-0.13 / 73.00	-13.54 / 358.00	-5.33	Ver.	2006/2/6
2	X40	Right	5785.00	-1.42 / 290.00	-32.58 / 101.00	-5.90	Hor.	2006/2/6
3	X40	Right	5785.00	0.51 / 73.00	-10.68 / 32.00	-3.79	V+H	2006/2/6

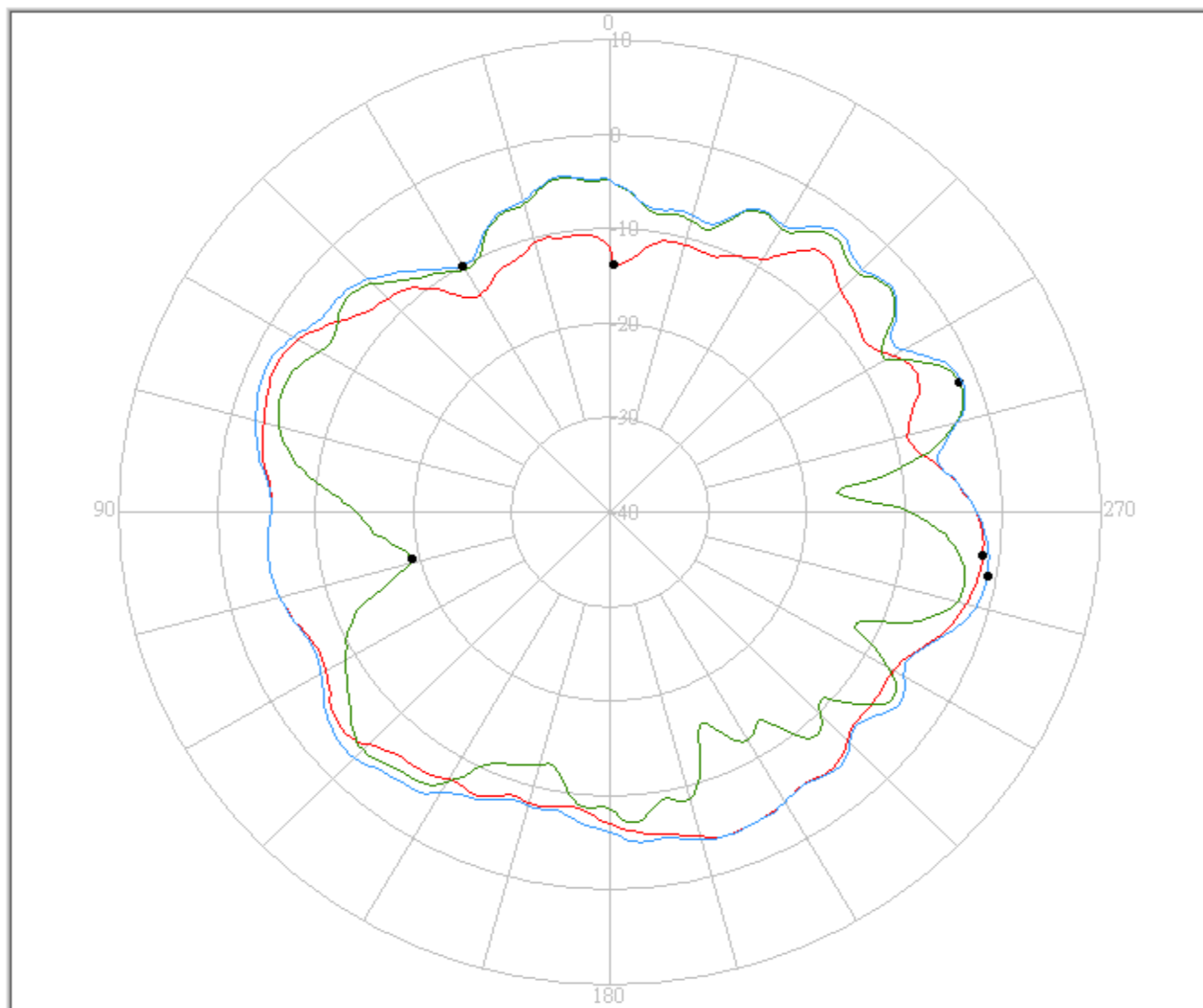
m. 5.85GHz



FAVORTRON Co. Ltd

Antenna Pattern Measurement

4F, No. 108-1, Min Chuan Rd., Hsin-Tien City, Taipei, Taiwan, R.O.C. Tel:886-2-2218-2189, Fax:886-2-2218-5760



Pattern	Model No.	Test Mode	Freq(MHz)	Max Gain(dBi)	Min Gain(dBi)	Avg. Gain(dBi)	Source Polar.	Date
1	X40	Right	5850.00	-1.75 / 263.00	-13.81 / 359.00	-5.98	Ver.	2006/2/6
2	X40	Right	5850.00	-1.87 / 291.00	-19.24 / 104.00	-6.73	Hor.	2006/2/6
3	X40	Right	5850.00	-0.96 / 260.00	-9.93 / 30.00	-4.49	V+H	2006/2/6

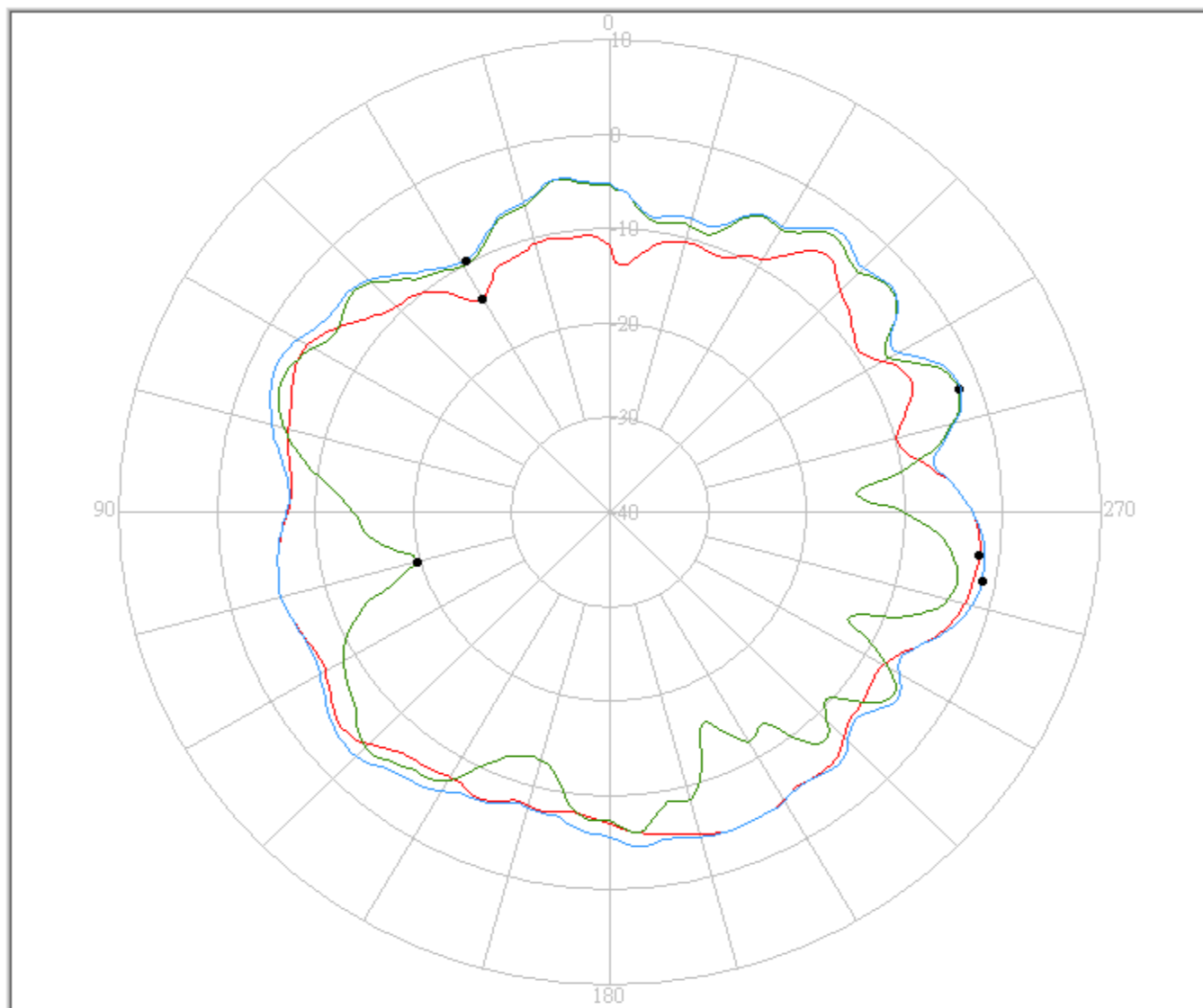
n. 5.875GHz



FAVORTRON Co. Ltd

Antenna Pattern Measurement

4F, No. 108-1, Min Chuan Rd., Hsin-Tien City, Taipei, Taiwan, R.O.C. Tel:886-2-2218-2189,
Fax:886-2-2218-5760



Pattern	Model No.	Test Mode	Freq(MHz)	Max Gain(dBi)	Min Gain(dBi)	Avg. Gain(dBi)	Source Polar.	Date
1	X40	Right	5875.00	-2.11 / 263.00	-14.03 / 30.00	-6.53	Ver.	2006/2/6
2	X40	Right	5875.00	-2.19 / 290.00	-19.65 / 105.00	-6.87	Hor.	2006/2/6
3	X40	Right	5875.00	-1.41 / 259.00	-9.65 / 29.00	-4.85	V+H	2006/2/6