

DATE : 2006/04/19

CUSTOMER : UNIWILL CORP.

TEST SHEET

MODEL	L50(II)
DESCRIPTION	PIFA For Wireless LAN Antenna 2.4~2.5GHZ /4.9~5.875GHZ
SUPPLIER P/N	-----
CUSTOMER P/N	-----
FILE P/N	

FAVORTRON			CUSTOMER	
Manager	Supervisor	Engineer		
Nick	Nick	Vincent		

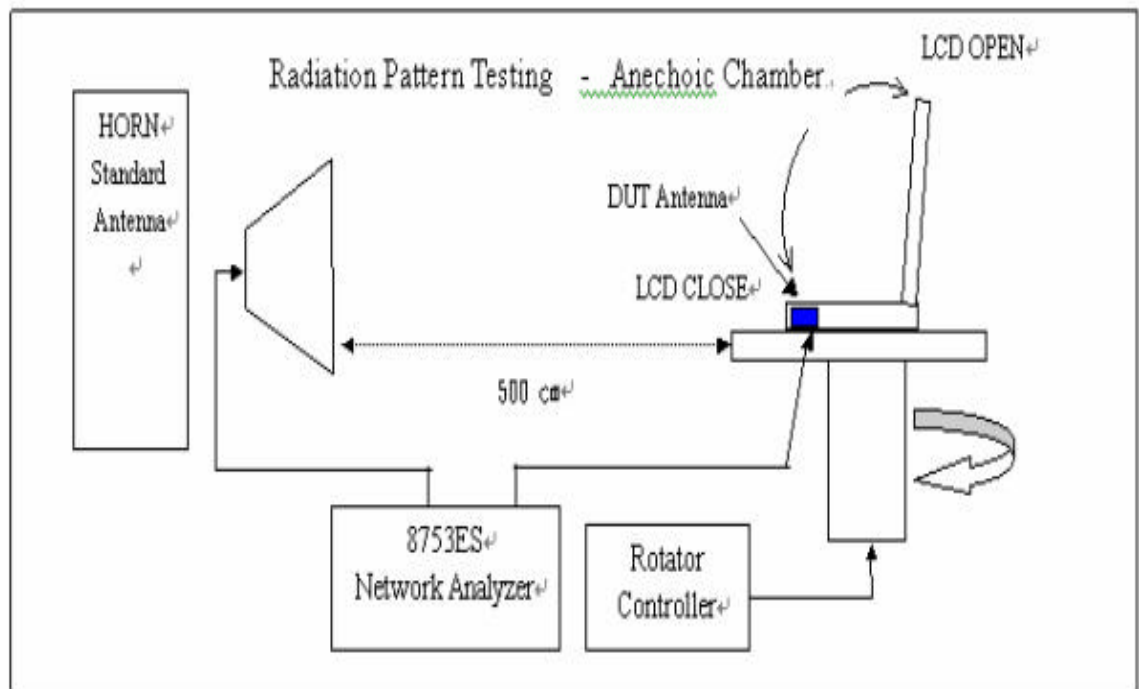


惠賢電子股份有限公司
FAVORTRON CO., LTD

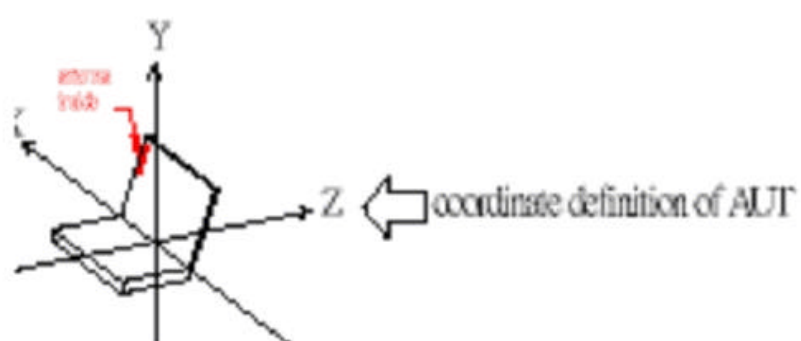
台北縣新店市民權路 108-1 號 4F
4F, No. 108-1, MinChzuan Rd., SHzindian City,
Taipei HZsien 231, Taiwan. R.O.C

TEL: (02) 2218-2189
FAX: (02) 2218-5420
[URL:www.fvc.com.tw](http://www.fvc.com.tw)

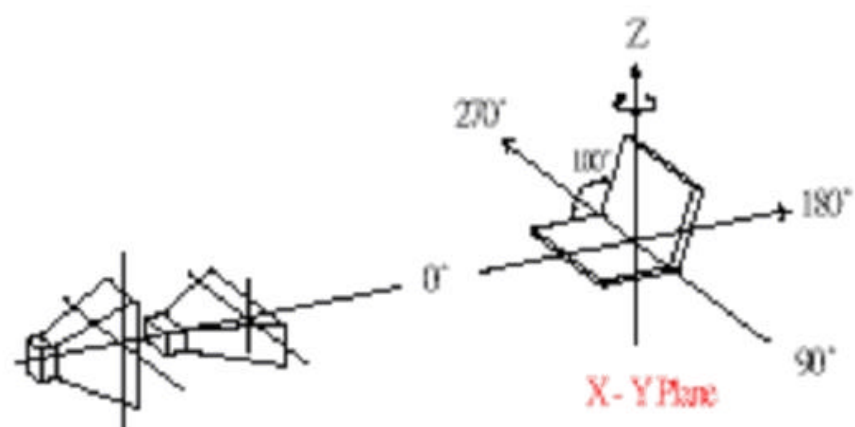
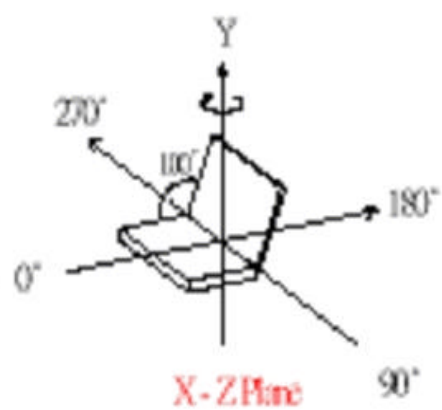
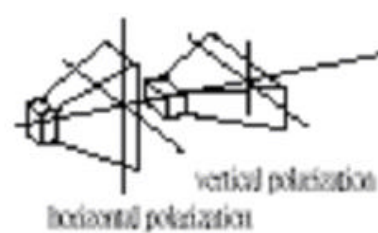
天線測試方法



Coordinate Definition

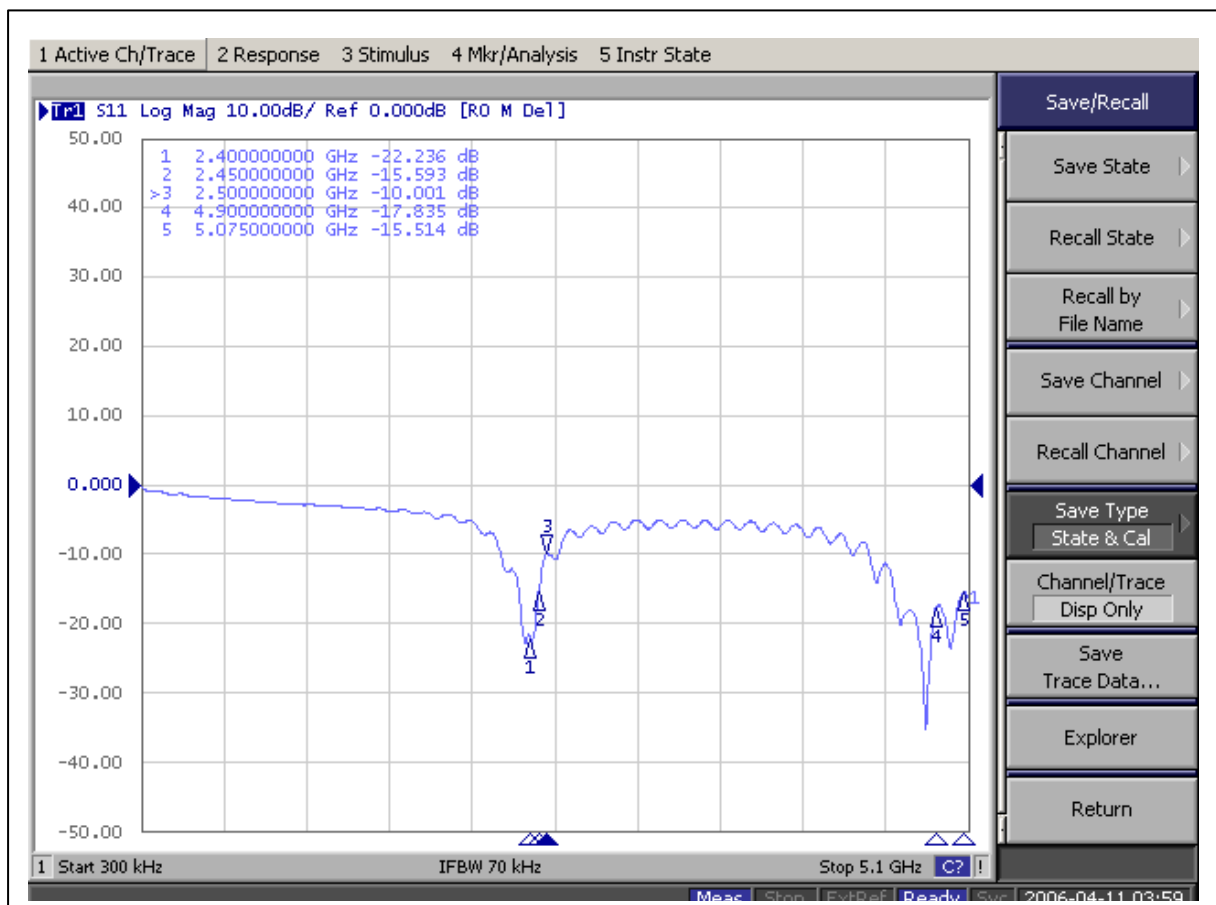


KORN ANTIENNA

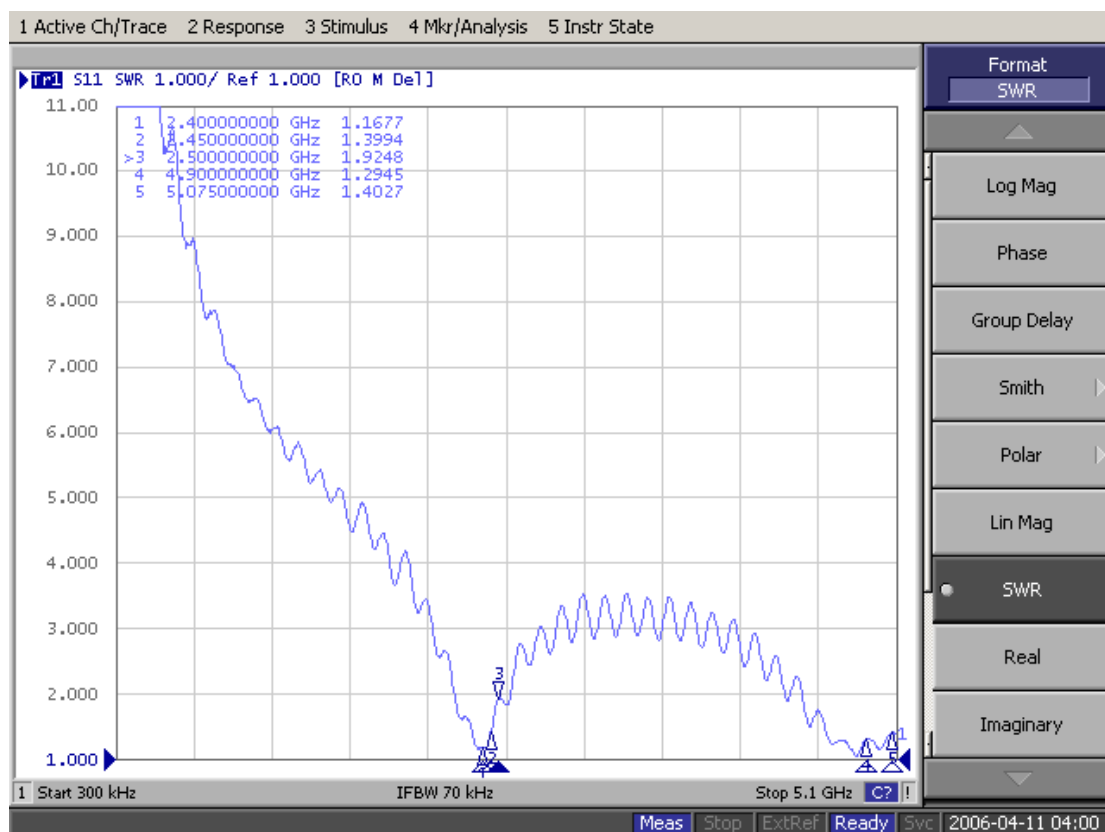


2. WLAN Ant./ (LEFT)

2.4~2.5GHZ / Return Loss

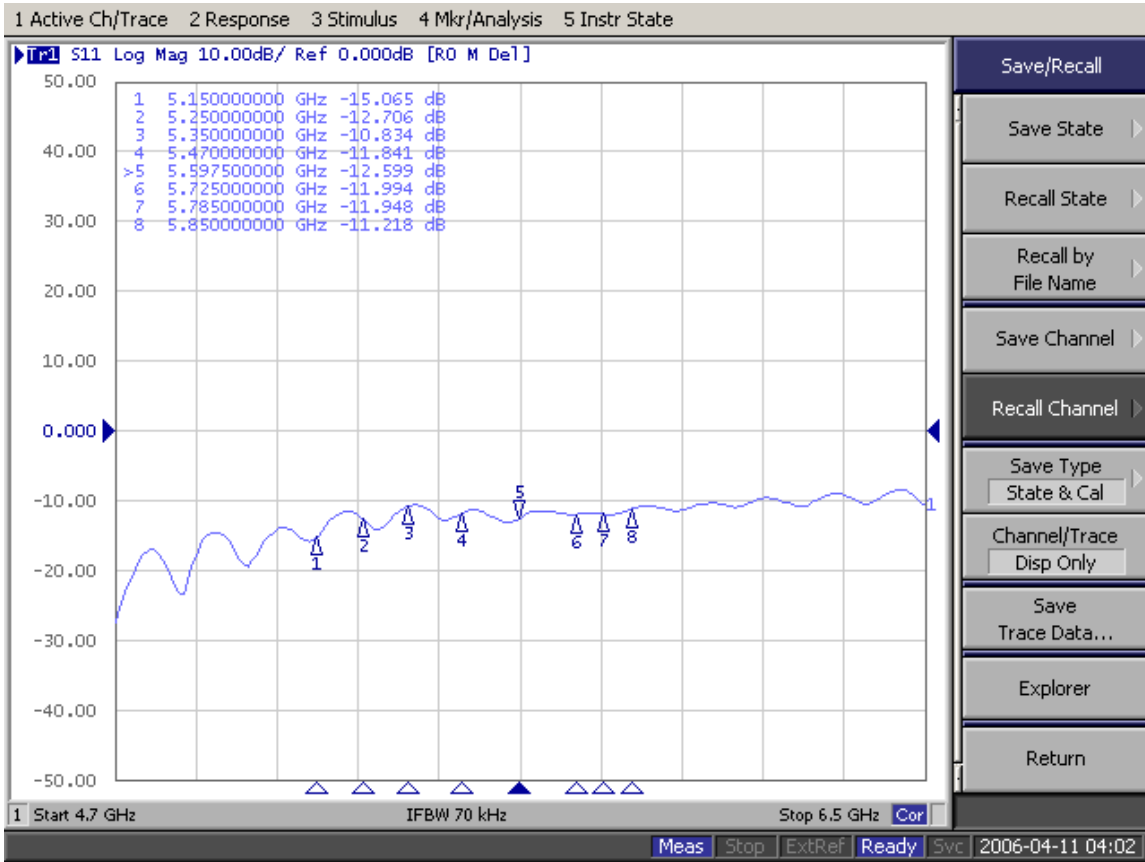


2.4~2.5GHZ / VSWR

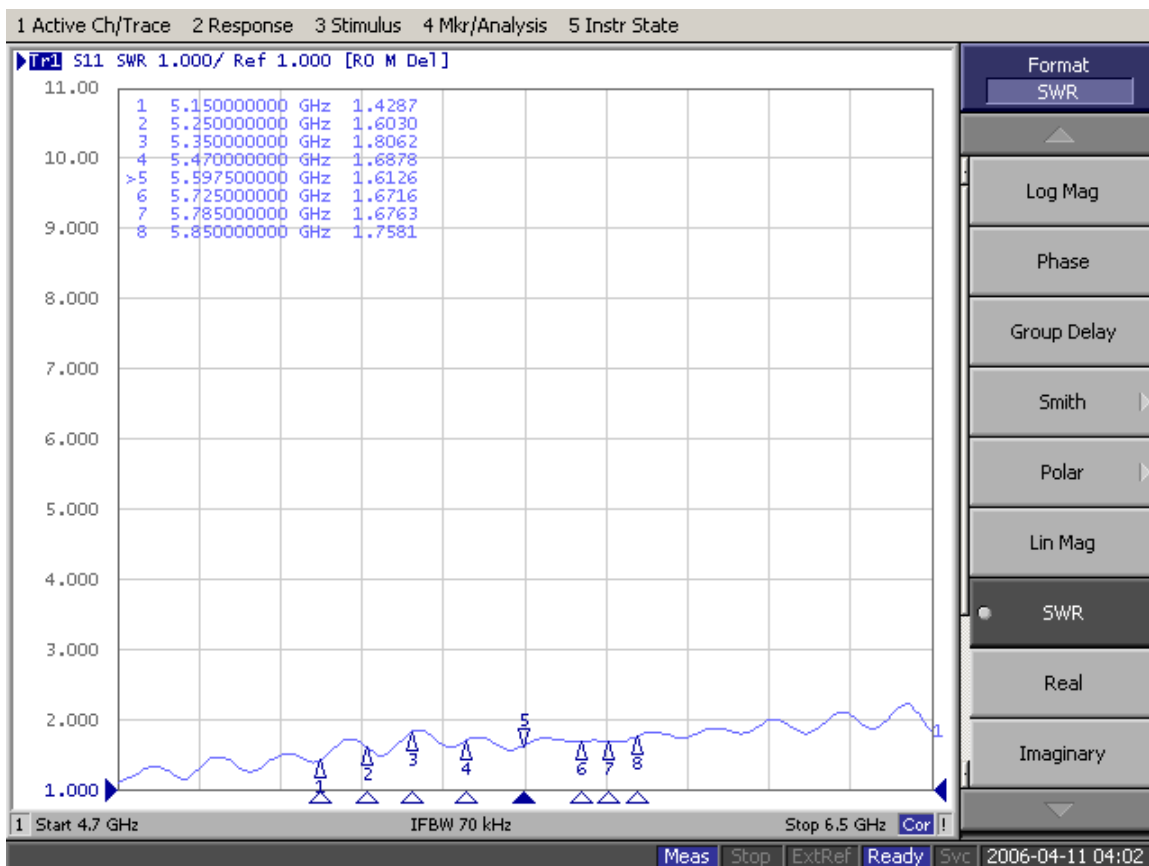


WLAN Ant./ (LEFT)

4.9~5.875GHZ/Return Loss

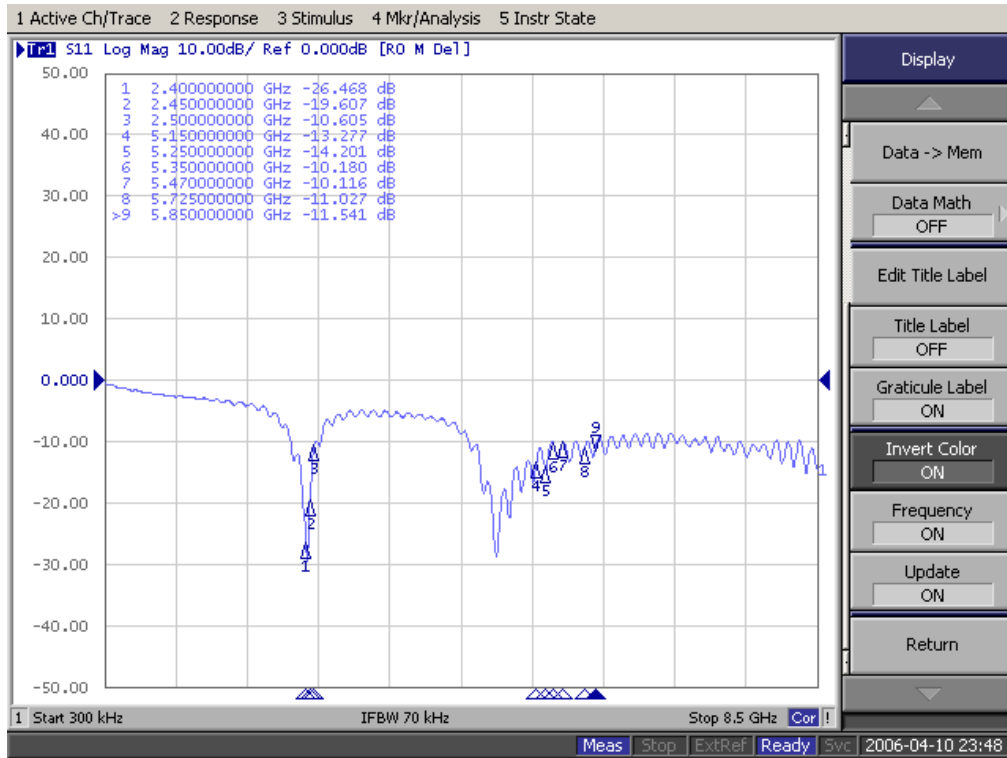


4.9~5.875GHZ/VSWR

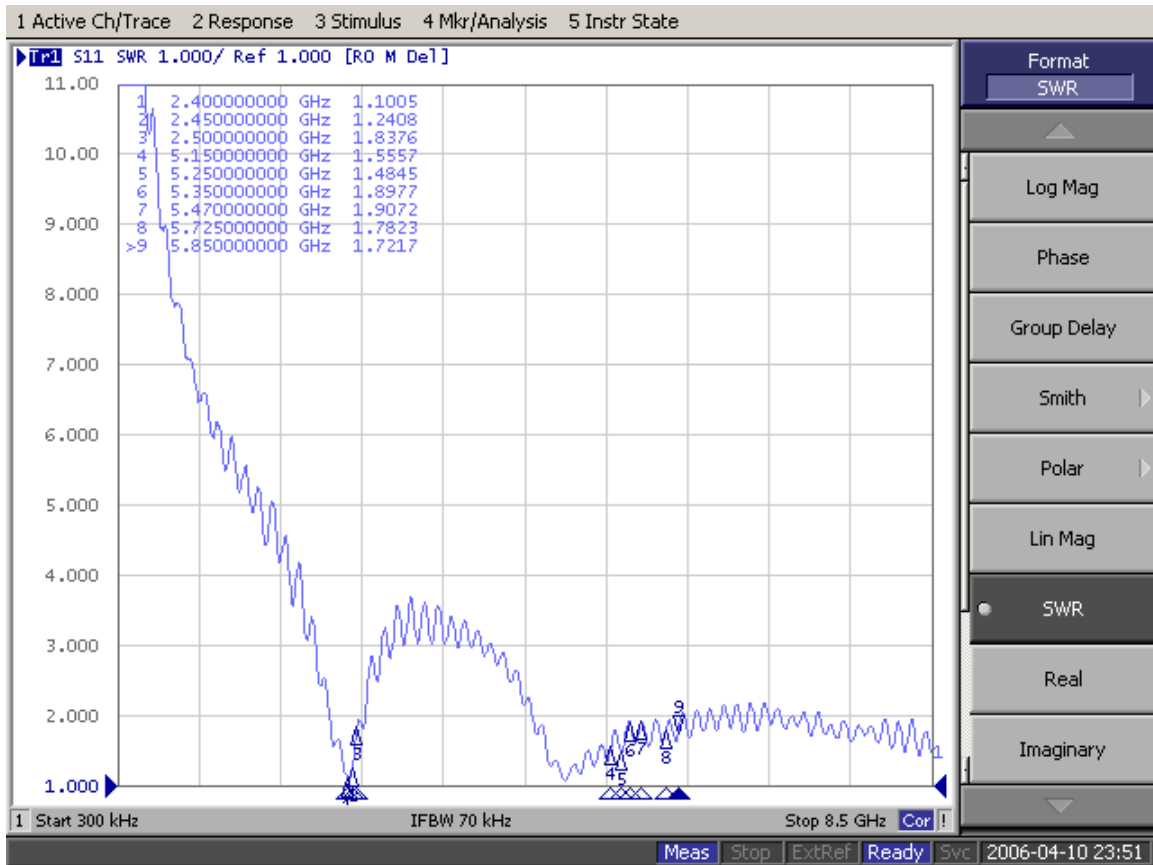


WLAN Ant./ (LEFT)

2.4~2.5GHZ & 5.15~5.875GHZ / Return Loss



2.4~2.5GHZ & 5.15~5.875GHZ / VSWR



3. Gain & Pattern –LEFT

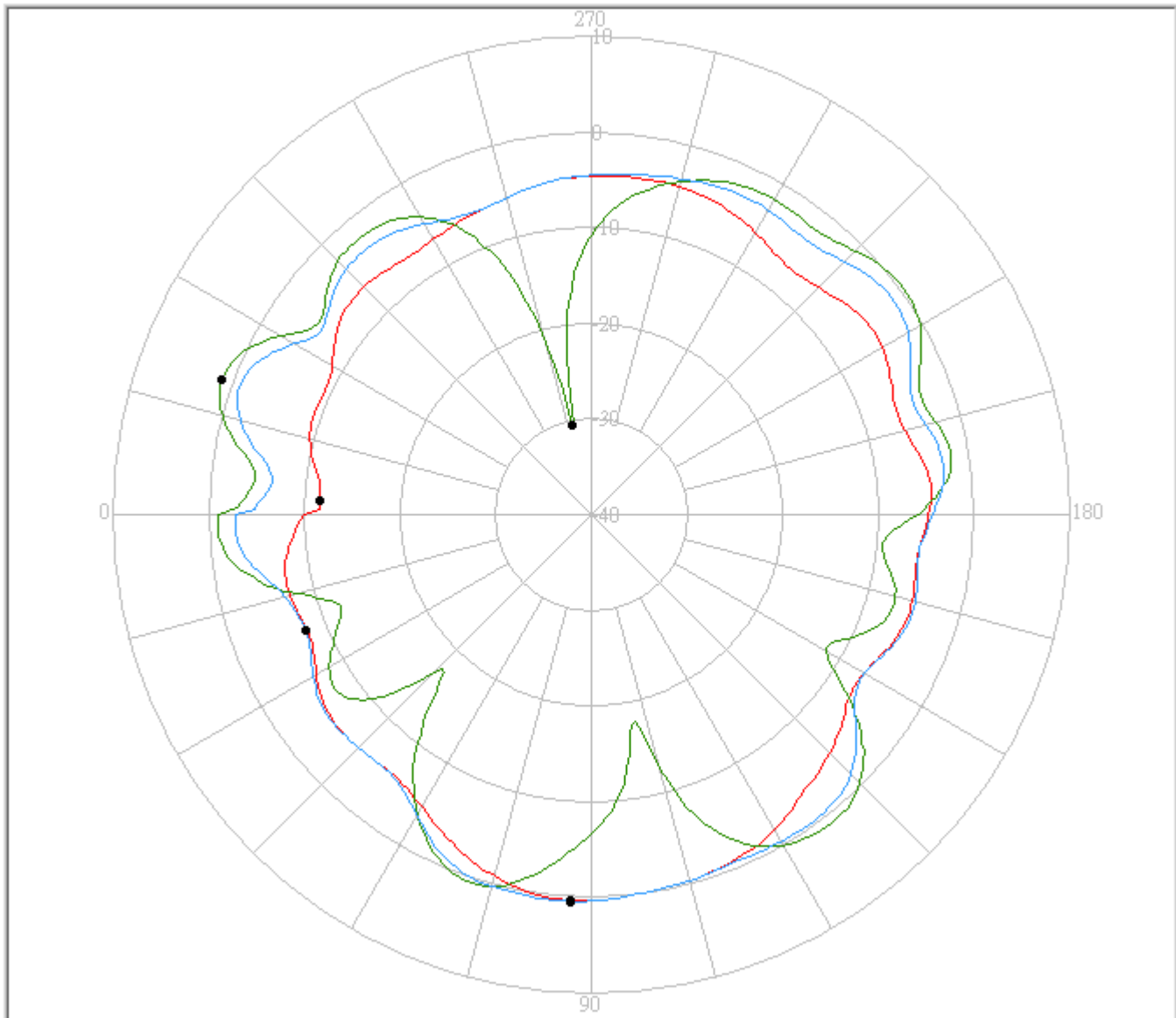
a. 2.4GHz



FAVORTRON Co. Ltd

Antenna Pattern Measurement

4F, No. 108-1, Min Chuan Rd., Hsin-Tien City, Taipei, Taiwan, R.O.C. Tel:886-2-2218-2189,
Fax:886-2-2218-5760



Pattern	Model No.	Test Mode	Freq(MHz)	Max Gain(dBi)	Min Gain(dBi)	Avg. Gain(dBi)	Source Polar.	Date
1	L50II	LEFT	2400.00	0.40 / 87.00	-11.65 / 357.00	-4.55	Ver.	2006/4/11
2	L50II	LEFT	2400.00	1.05 / 340.00	-30.39 / 282.00	-3.41	Hor.	2006/4/11
3	L50II	LEFT	2400.00	0.47 / 87.00	-7.76 / 22.00	-3.03	V+H	2006/4/11

b. 2.45GHz



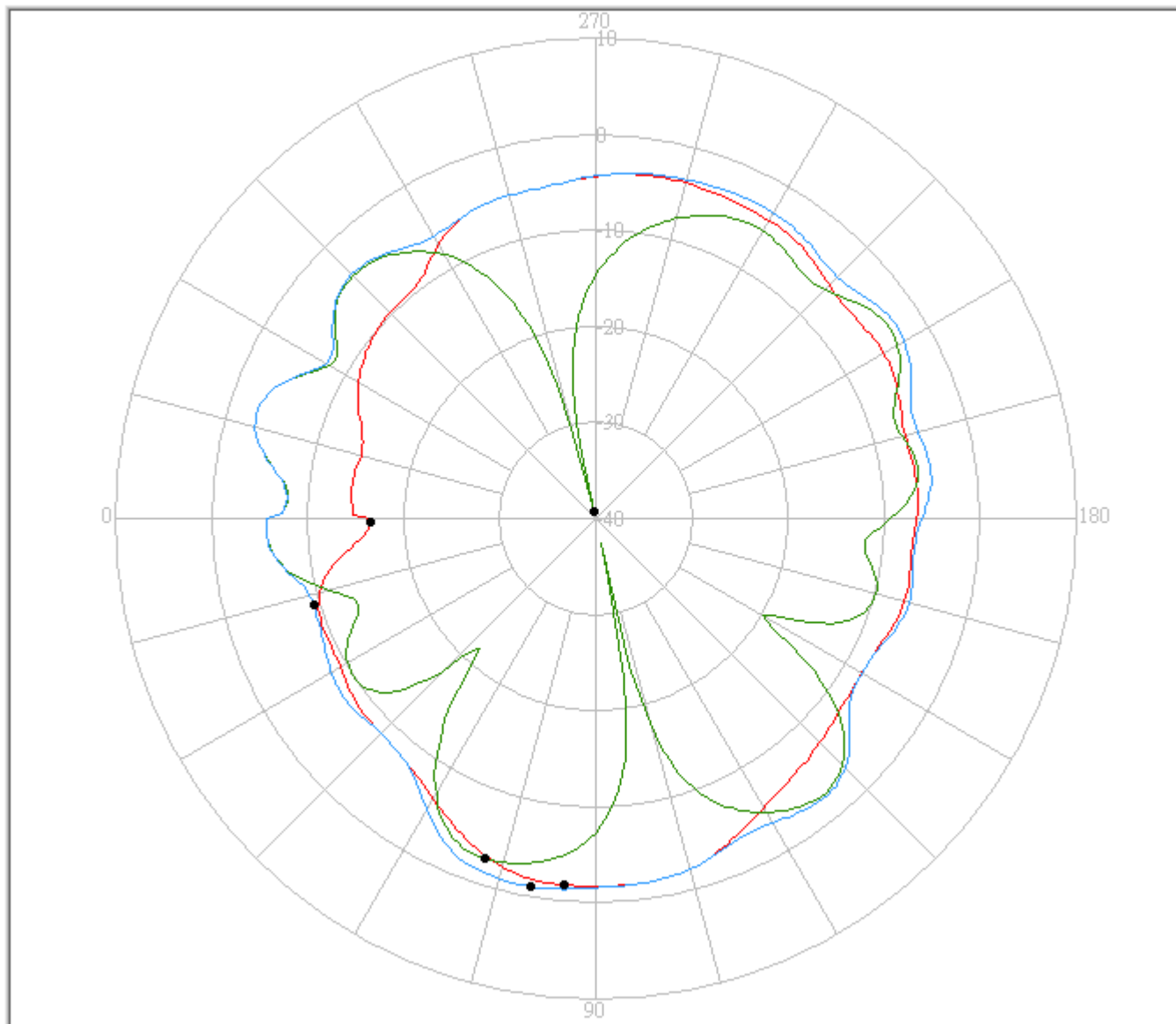
eService for Customer Satisfaction

FAVORTRON

FAVORTRON Co. Ltd

Antenna Pattern Measurement

4F, No. 108-1, Min Chuan Rd., Hsin-Tien City, Taipei, Taiwan, R.O.C. Tel:886-2-2218-2189,
Fax:886-2-2218-5760



Pattern	Model No.	Test Mode	Freq(MHz)	Max Gain(dBi)	Min Gain(dBi)	Avg. Gain(dBi)	Source Polar.	Date
1	L50II	LEFT	2450.00	-1.74 / 85.00	-16.52 / 1.00	-5.90	Ver.	2006/4/11
2	L50II	LEFT	2450.00	-2.77 / 72.00	-39.21 / 283.00	-6.97	Hor.	2006/4/11
3	L50II	LEFT	2450.00	-1.09 / 80.00	-9.33 / 17.00	-4.46	V+H	2006/4/11

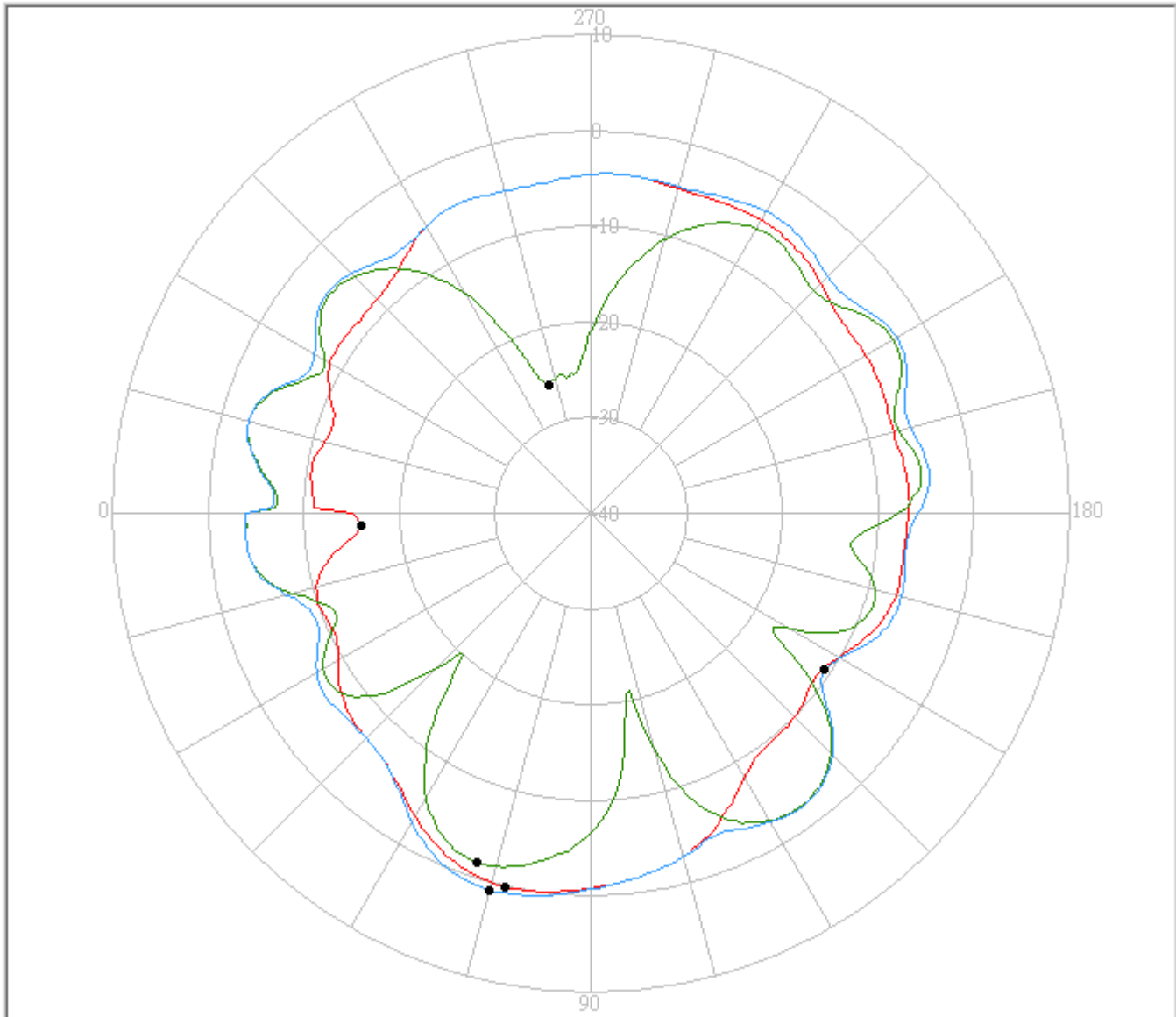
c. 2.5GHz



FAVORTRON Co. Ltd

Antenna Pattern Measurement

4F, No. 108-1, Min Chuan Rd., Hsin-Tien City, Taipei, Taiwan, R.O.C. Tel:886-2-2218-2189,
Fax:886-2-2218-5760



Pattern	Model No.	Test Mode	Freq(MHz)	Max Gain(dBi)	Min Gain(dBi)	Avg. Gain(dBi)	Source Polar.	Date
1	L50II	LEFT	2500.00	-0.01 / 77.00	-15.96 / 3.00	-5.62	Ver.	2006/4/11
2	L50II	LEFT	2500.00	-1.67 / 72.00	-25.91 / 288.00	-6.59	Hor.	2006/4/11
3	L50II	LEFT	2500.00	0.72 / 75.00	-10.70 / 146.00	-4.11	V+H	2006/4/11

d. 4.9GHz



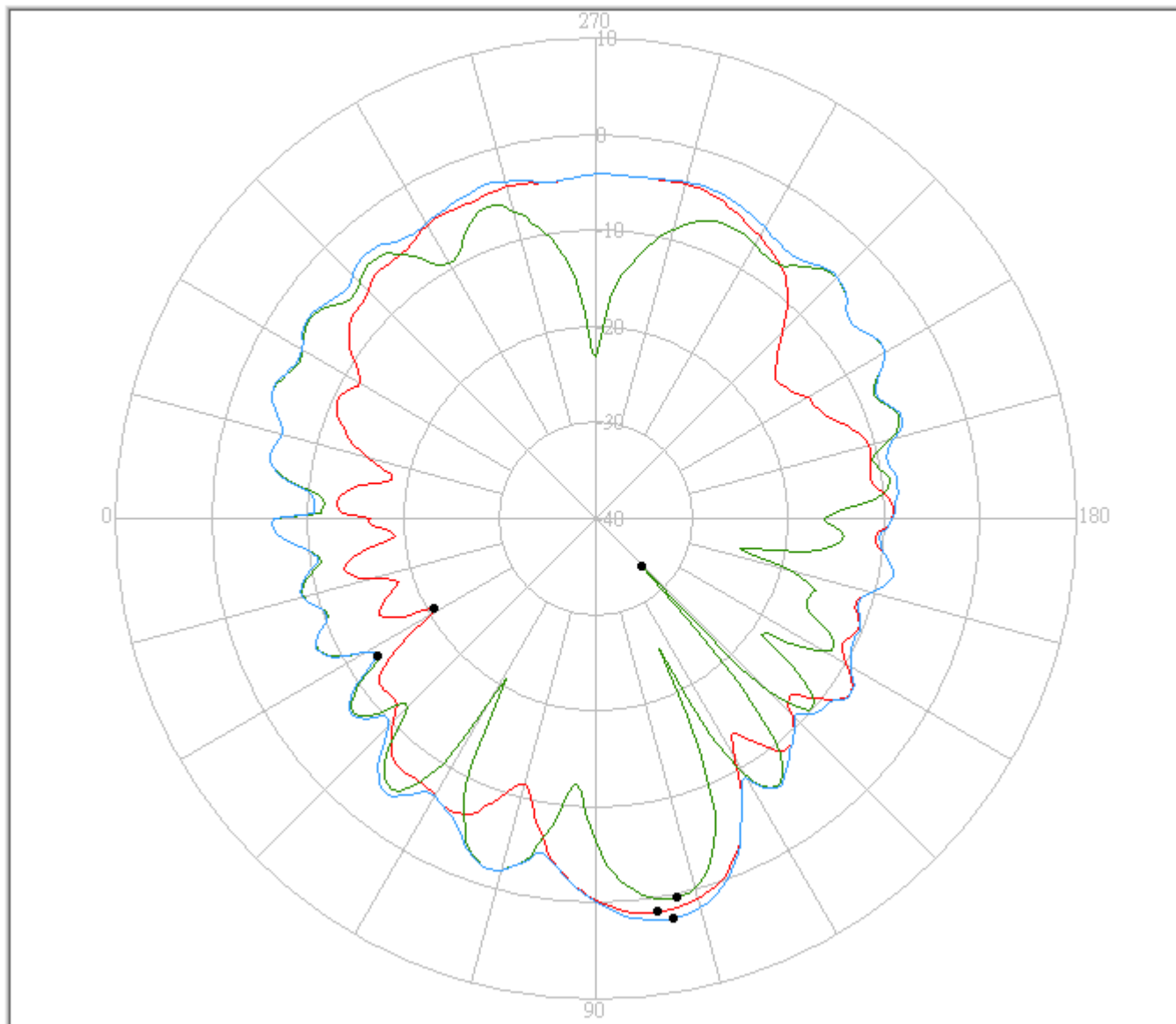
eService for Customer Satisfaction

FAVORTRON

FAVORTRON Co. Ltd

Antenna Pattern Measurement

4F, No. 108-1, Min Chuan Rd., Hsin-Tien City, Taipei, Taiwan, R.O.C. Tel:886-2-2218-2189,
Fax:886-2-2218-5760



Pattern	Model No.	Test Mode	Freq(MHz)	Max Gain(dBi)	Min Gain(dBi)	Avg. Gain(dBi)	Source Polar.	Date
1	L50II	LEFT	4900.00	1.43 / 99.00	-20.73 / 29.00	-6.41	Ver.	2006/4/11
2	L50II	LEFT	4900.00	0.33 / 102.00	-33.12 / 133.00	-6.87	Hor.	2006/4/11
3	L50II	LEFT	4900.00	2.43 / 101.00	-13.17 / 32.00	-4.69	V+H	2006/4/11

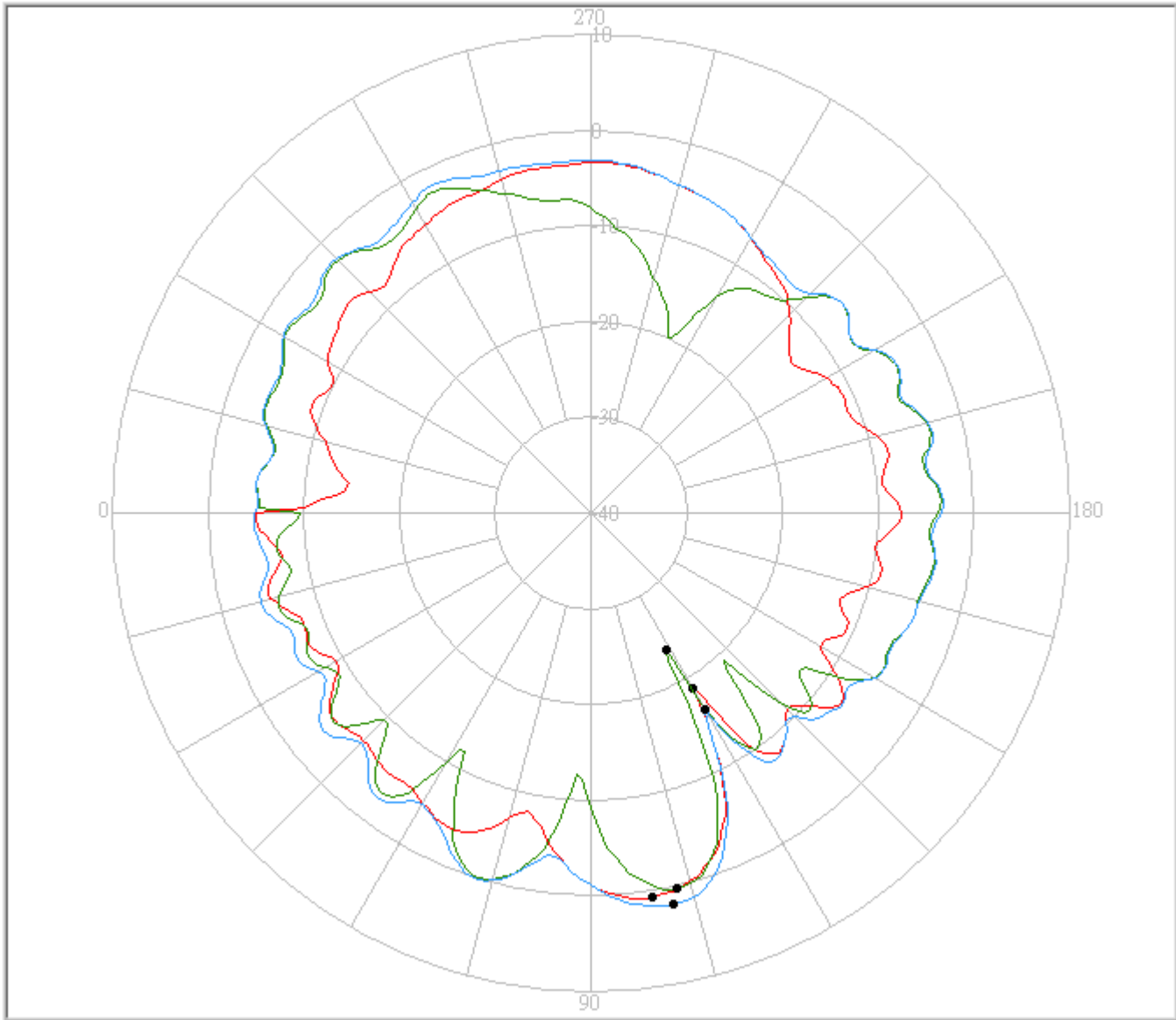
e. 5.075GHz



FAVORTRON Co. Ltd

Antenna Pattern Measurement

4F, No. 108-1, Min Chuan Rd., Hsin-Tien City, Taipei, Taiwan, R.O.C. Tel:886-2-2218-2189,
Fax:886-2-2218-5760



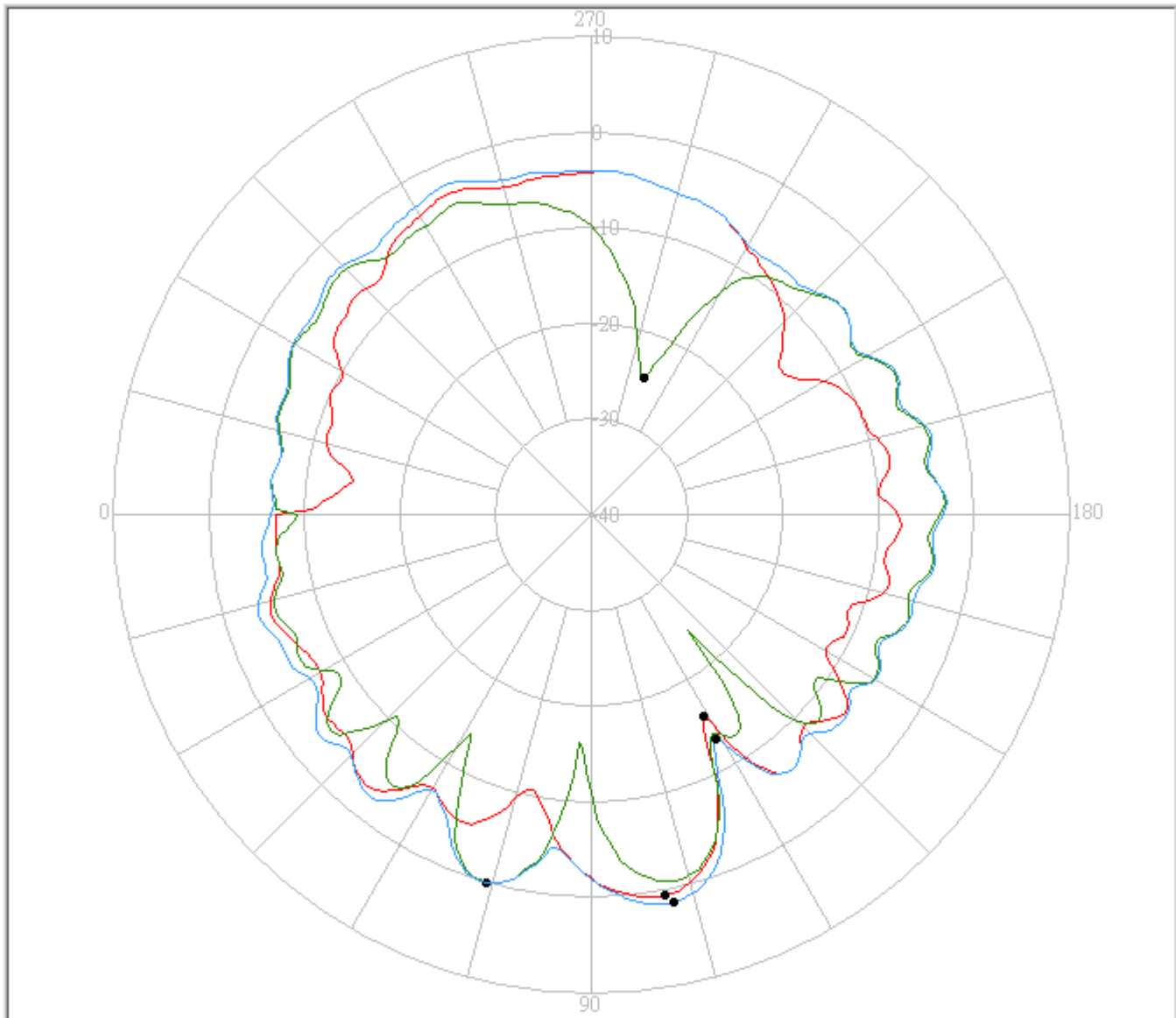
Pattern	Model No.	Test Mode	Freq(MHz)	Max Gain(dBi)	Min Gain(dBi)	Avg. Gain(dBi)	Source Polar.	Date
1	L50II	LEFT	5075.00	0.61 / 99.00	-18.90 / 120.00	-6.00	Ver.	2006/4/11
2	L50II	LEFT	5075.00	0.29 / 103.00	-23.75 / 119.00	-5.37	Hor.	2006/4/11
3	L50II	LEFT	5075.00	1.83 / 102.00	-16.28 / 120.00	-3.80	V+H	2006/4/11

f. 5.15GHz



FAVORTRON Co. Ltd Antenna Pattern Measurement

4F, No. 108-1, Min Chuan Rd., Hsin-Tien City, Taipei, Taiwan, R.O.C. Tel:886-2-2218-2189,
Fax:886-2-2218-5760



Pattern	Model No.	Test Mode	Freq(MHz)	Max Gain(dBi)	Min Gain(dBi)	Avg. Gain(dBi)	Source Polar.	Date
1	L50II	LEFT	5150.00	0.57 / 101.00	-15.83 / 119.00	-6.08	Ver.	2006/4/11
2	L50II	LEFT	5150.00	-0.06 / 74.00	-24.61 / 249.00	-5.89	Hor.	2006/4/11
3	L50II	LEFT	5150.00	1.46 / 102.00	-13.15 / 119.00	-4.11	V+H	2006/4/11

g. 5.25GHz



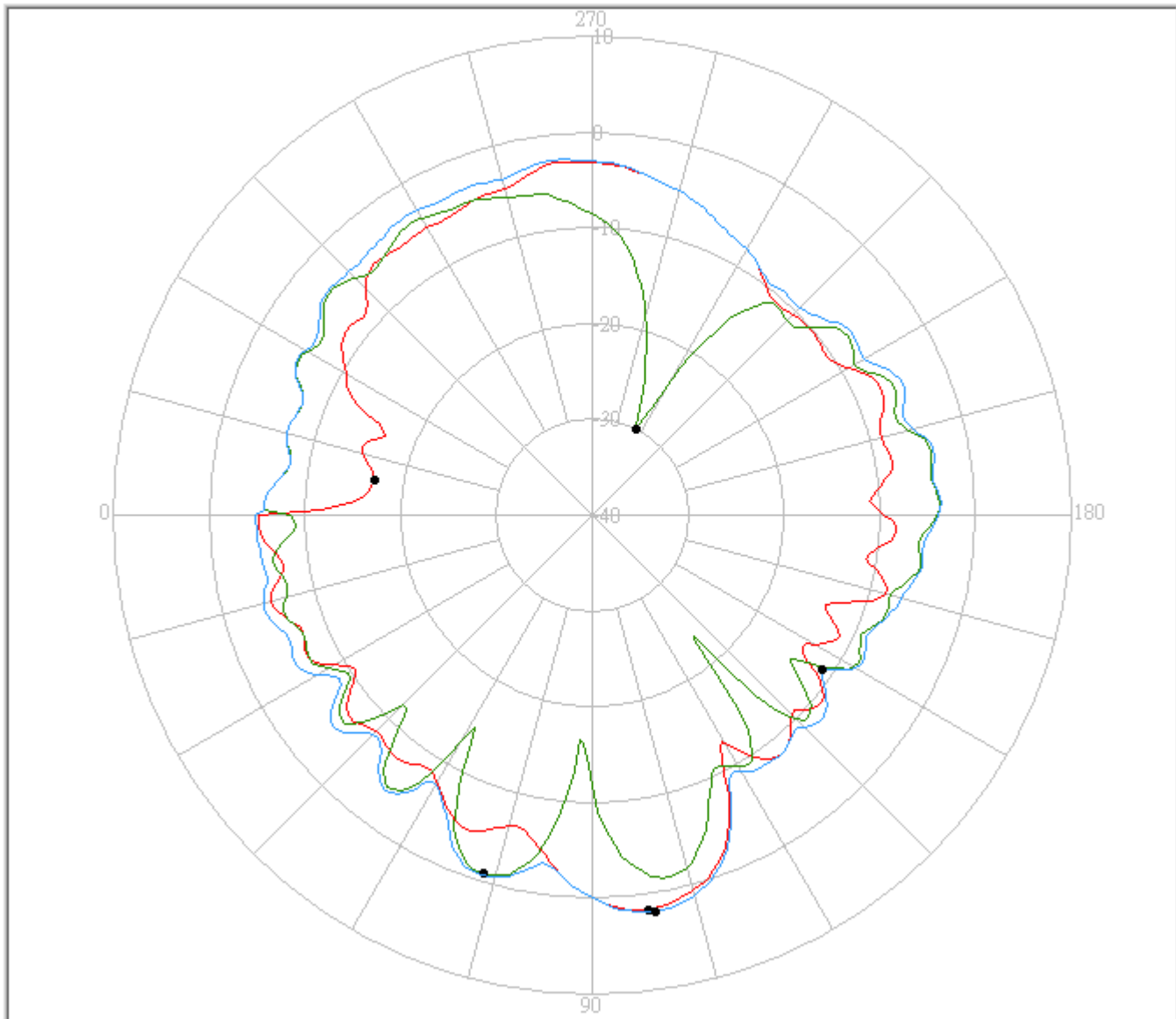
eService for Customer Satisfaction

FAVORTRON

FAVORTRON Co. Ltd

Antenna Pattern Measurement

4F, No. 108-1, Min Chuan Rd., Hsin-Tien City, Taipei, Taiwan, R.O.C. Tel:886-2-2218-2189,
Fax:886-2-2218-5760



Pattern	Model No.	Test Mode	Freq(MHz)	Max Gain(dBi)	Min Gain(dBi)	Avg. Gain(dBi)	Source Polar.	Date
1	L50II	LEFT	5250.00	1.53 / 98.00	-16.93 / 351.00	-5.95	Ver.	2006/4/11
2	L50II	LEFT	5250.00	-0.91 / 73.00	-29.93 / 243.00	-6.60	Hor.	2006/4/11
3	L50II	LEFT	5250.00	1.92 / 99.00	-11.02 / 146.00	-4.38	V+H	2006/4/11

Hz. 5.35GHz



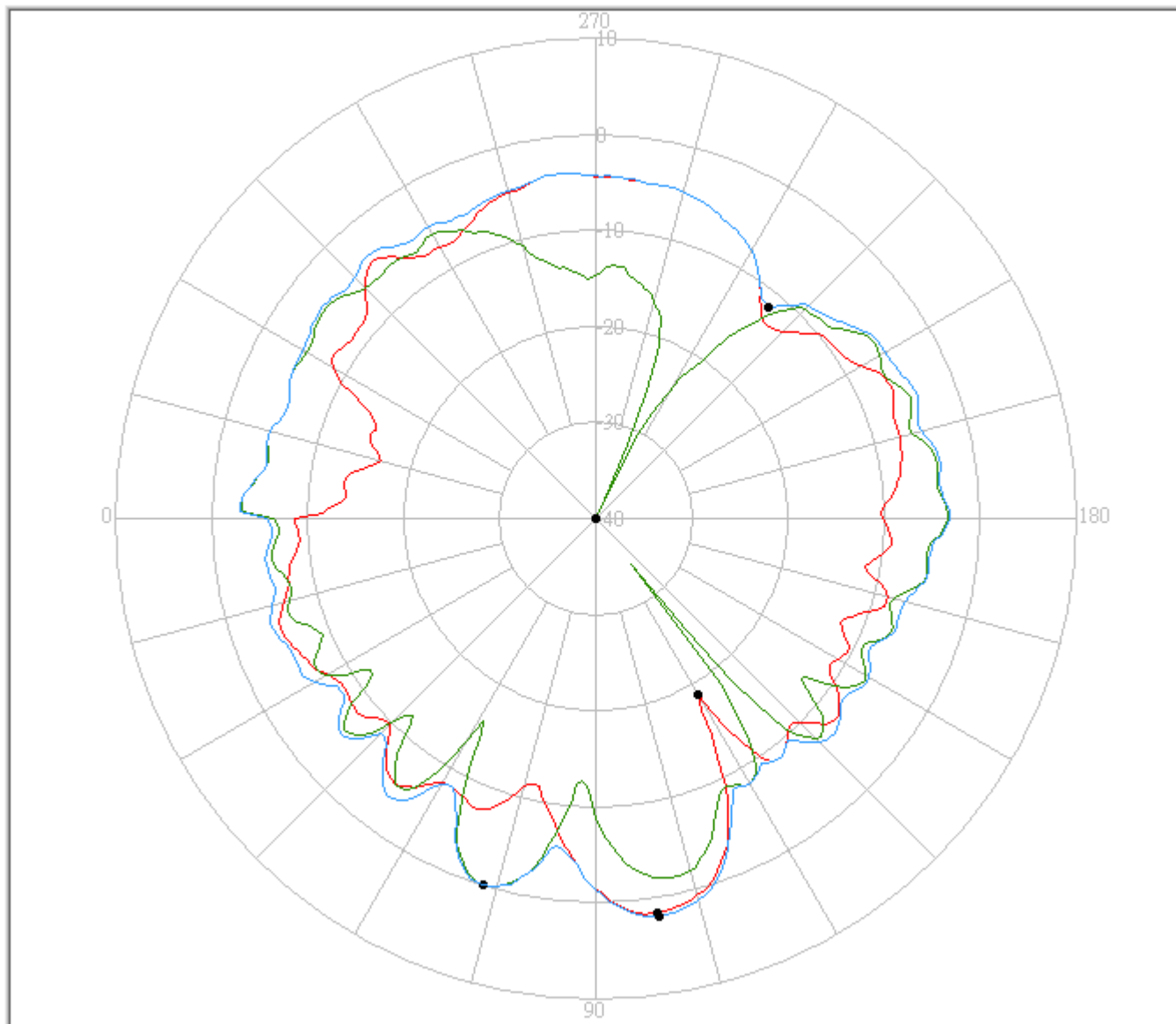
eService for Customer Satisfaction

FAVORTRON

FAVORTRON Co. Ltd

Antenna Pattern Measurement

4F, No. 108-1, Min Chuan Rd., Hsin-Tien City, Taipei, Taiwan, R.O.C. Tel:886-2-2218-2189,
Fax:886-2-2218-5760



Pattern	Model No.	Test Mode	Freq(MHz)	Max Gain(dBi)	Min Gain(dBi)	Avg. Gain(dBi)	Source Polar.	Date
1	L50II	LEFT	5350.00	1.55 / 99.00	-18.80 / 120.00	-6.39	Ver.	2006/4/11
2	L50II	LEFT	5350.00	-0.11 / 73.00	-44.38 / 245.00	-6.51	Hor.	2006/4/11
3	L50II	LEFT	5350.00	1.92 / 99.00	-11.61 / 231.00	-4.47	V+H	2006/4/11

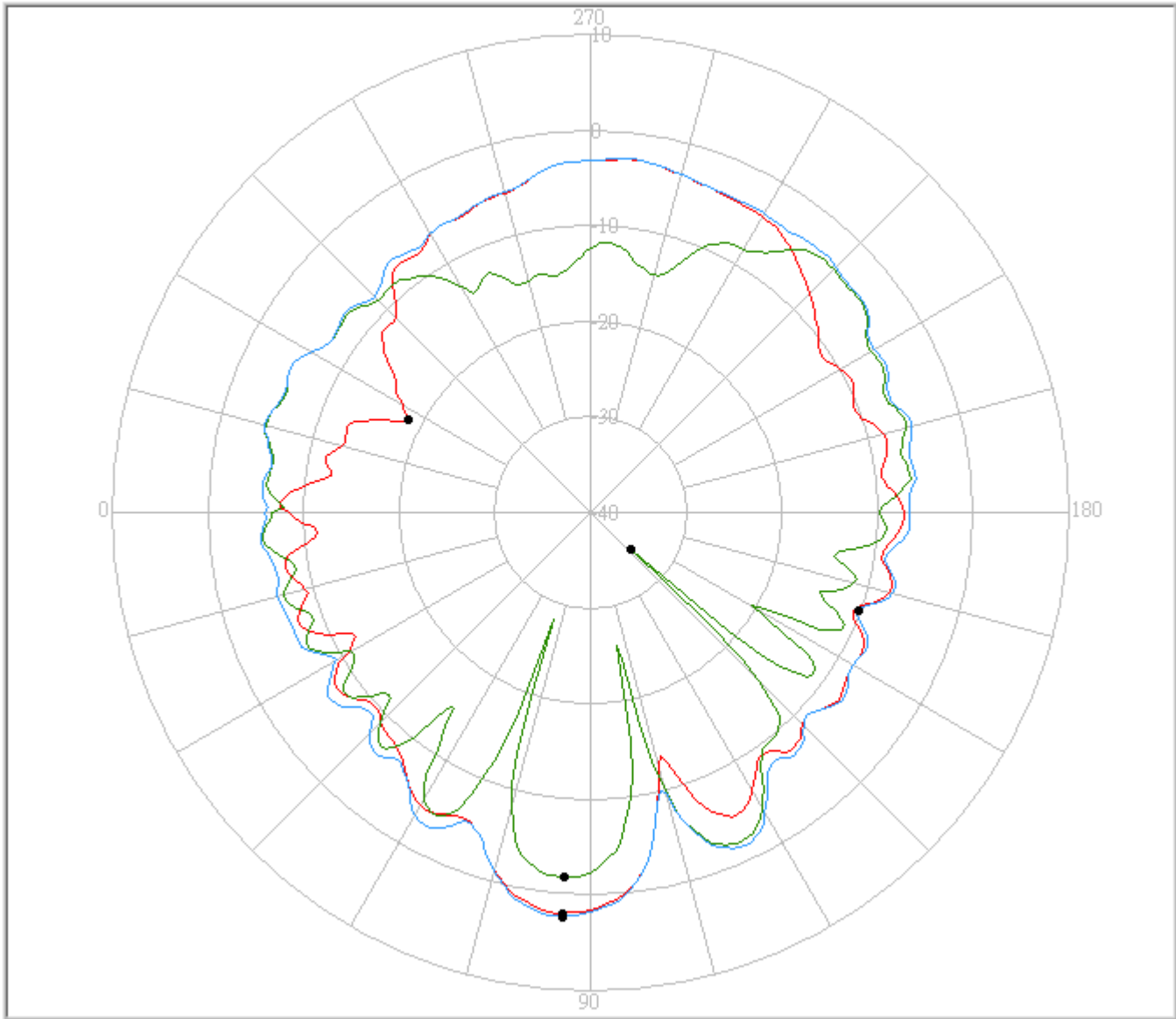
i. 5.47GHz



FAVORTRON Co. Ltd

Antenna Pattern Measurement

4F, No. 108-1, Min Chuan Rd., Hsin-Tien City, Taipei, Taiwan, R.O.C. Tel:886-2-2218-2189,
Fax:886-2-2218-5760



Pattern	Model No.	Test Mode	Freq(MHz)	Max Gain(dBi)	Min Gain(dBi)	Avg. Gain(dBi)	Source Polar.	Date
1	L50II	LEFT	5470.00	2.01 / 86.00	-18.56 / 333.00	-5.76	Ver.	2006/4/11
2	L50II	LEFT	5470.00	-1.72 / 86.00	-34.30 / 138.00	-7.38	Hor.	2006/4/11
3	L50II	LEFT	5470.00	2.37 / 86.00	-10.22 / 160.00	-4.50	V+H	2006/4/11

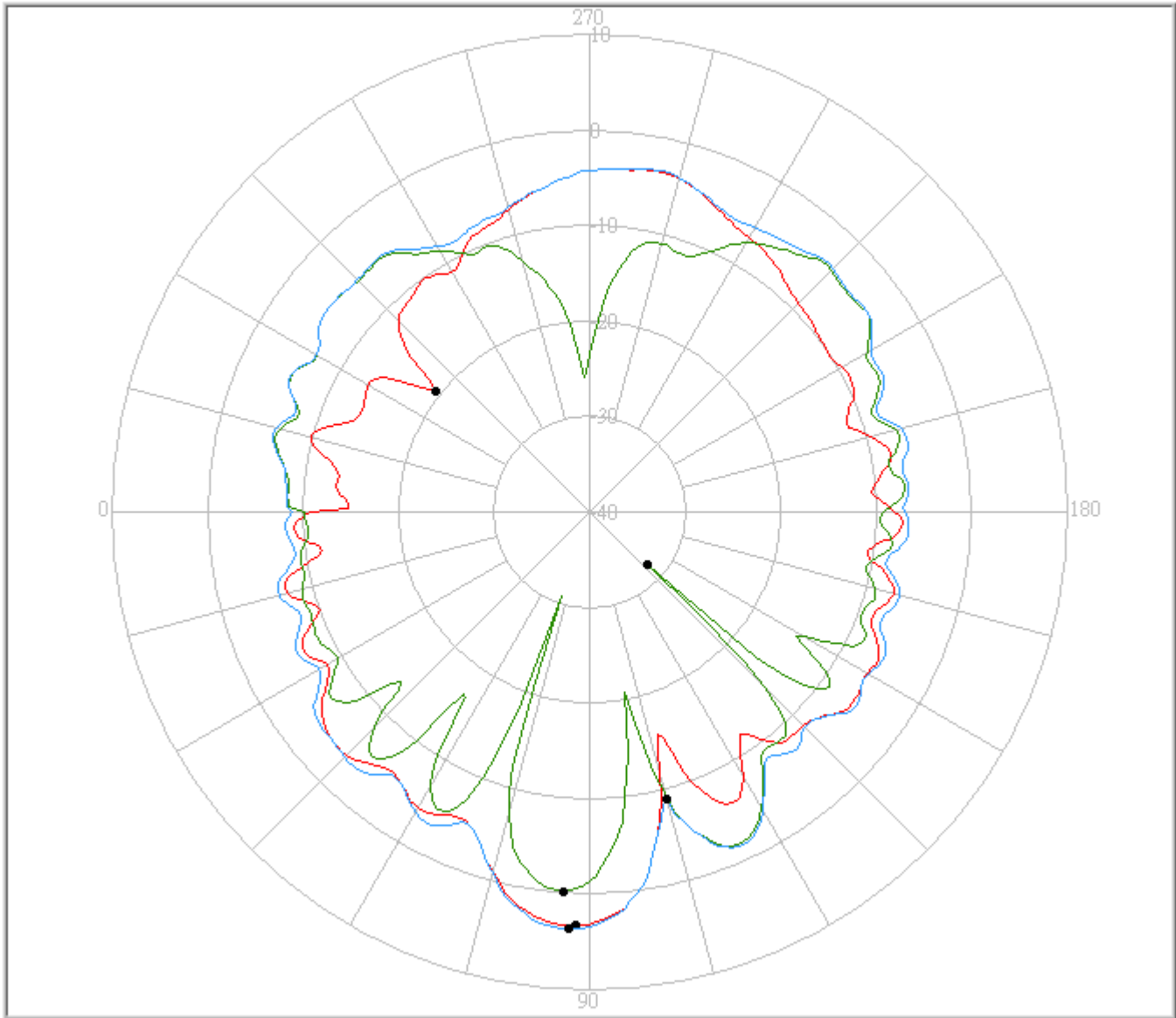
j. 5.597GHz



FAVORTRON Co. Ltd

Antenna Pattern Measurement

4F, No. 108-1, Min Chuan Rd., Hsin-Tien City, Taipei, Taiwan, R.O.C. Tel:886-2-2218-2189,
Fax:886-2-2218-5760



Pattern	Model No.	Test Mode	Freq(MHz)	Max Gain(dBi)	Min Gain(dBi)	Avg. Gain(dBi)	Source Polar.	Date
1	L50II	LEFT	5597.50	2.29 / 88.00	-19.56 / 322.00	-5.55	Ver.	2006/4/11
2	L50II	LEFT	5597.50	-0.19 / 86.00	-31.84 / 138.00	-7.13	Hor.	2006/4/11
3	L50II	LEFT	5597.50	2.65 / 87.00	-8.97 / 105.00	-4.27	V+H	2006/4/11

k. 5.725GHz



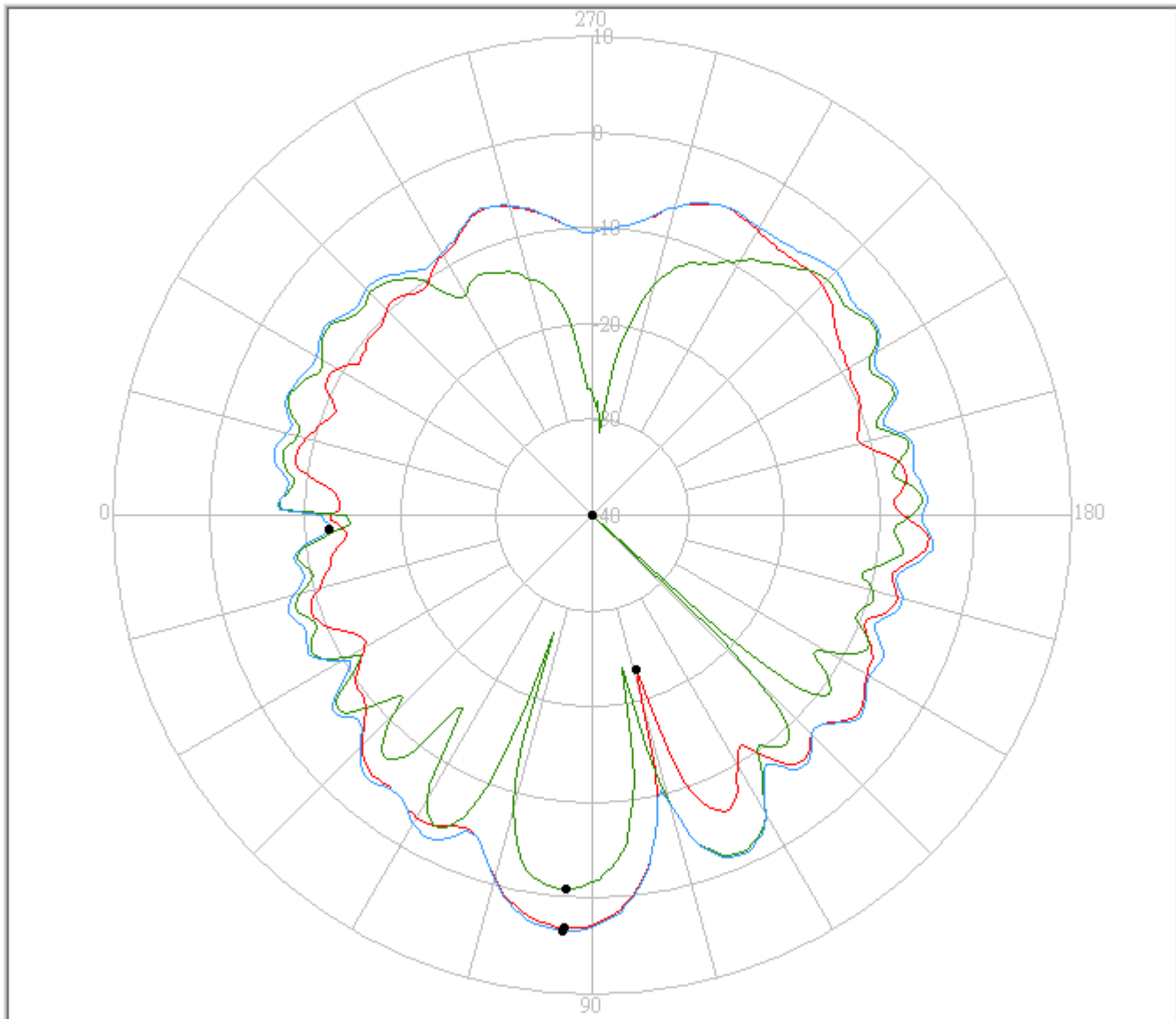
eService for Customer Satisfaction

FAVORTRON

FAVORTRON Co. Ltd

Antenna Pattern Measurement

4F, No. 108-1, Min Chuan Rd., Hsin-Tien City, Taipei, Taiwan, R.O.C. Tel:886-2-2218-2189,
Fax:886-2-2218-5760



Pattern	Model No.	Test Mode	Freq(MHz)	Max Gain(dBi)	Min Gain(dBi)	Avg. Gain(dBi)	Source Polar.	Date
1	L50II	LEFT	5725.00	2.20 / 86.00	-23.16 / 106.00	-5.76	Ver.	2006/4/11
2	L50II	LEFT	5725.00	-0.87 / 86.00	-41.56 / 137.00	-7.45	Hor.	2006/4/11
3	L50II	LEFT	5725.00	2.51 / 86.00	-12.43 / 3.00	-4.60	V+H	2006/4/11

1. 5.785GHz



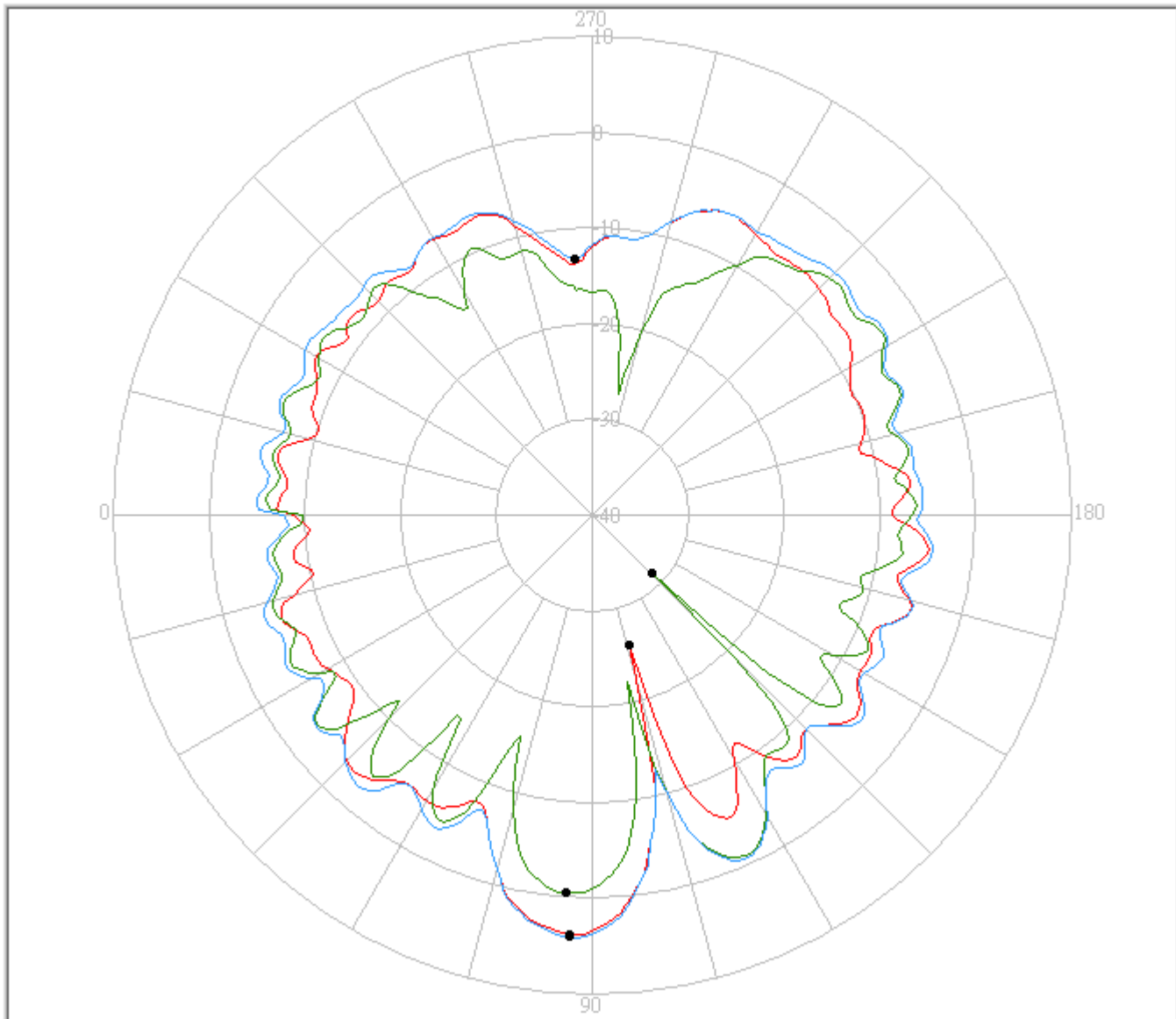
eService for Customer Satisfaction

FAVORTRON

FAVORTRON Co. Ltd

Antenna Pattern Measurement

4F, No. 108-1, Min Chuan Rd., Hsin-Tien City, Taipei, Taiwan, R.O.C. Tel:886-2-2218-2189,
Fax:886-2-2218-5760



Pattern	Model No.	Test Mode	Freq(MHz)	Max Gain(dBi)	Min Gain(dBi)	Avg. Gain(dBi)	Source Polar.	Date
1	L50II	LEFT	5785.00	2.83 / 87.00	-25.85 / 106.00	-5.54	Ver.	2006/4/11
2	L50II	LEFT	5785.00	-0.45 / 86.00	-31.24 / 136.00	-6.88	Hor.	2006/4/11
3	L50II	LEFT	5785.00	2.10 / 87.00	-13.15 / 274.00	-4.31	V+H	2006/4/11

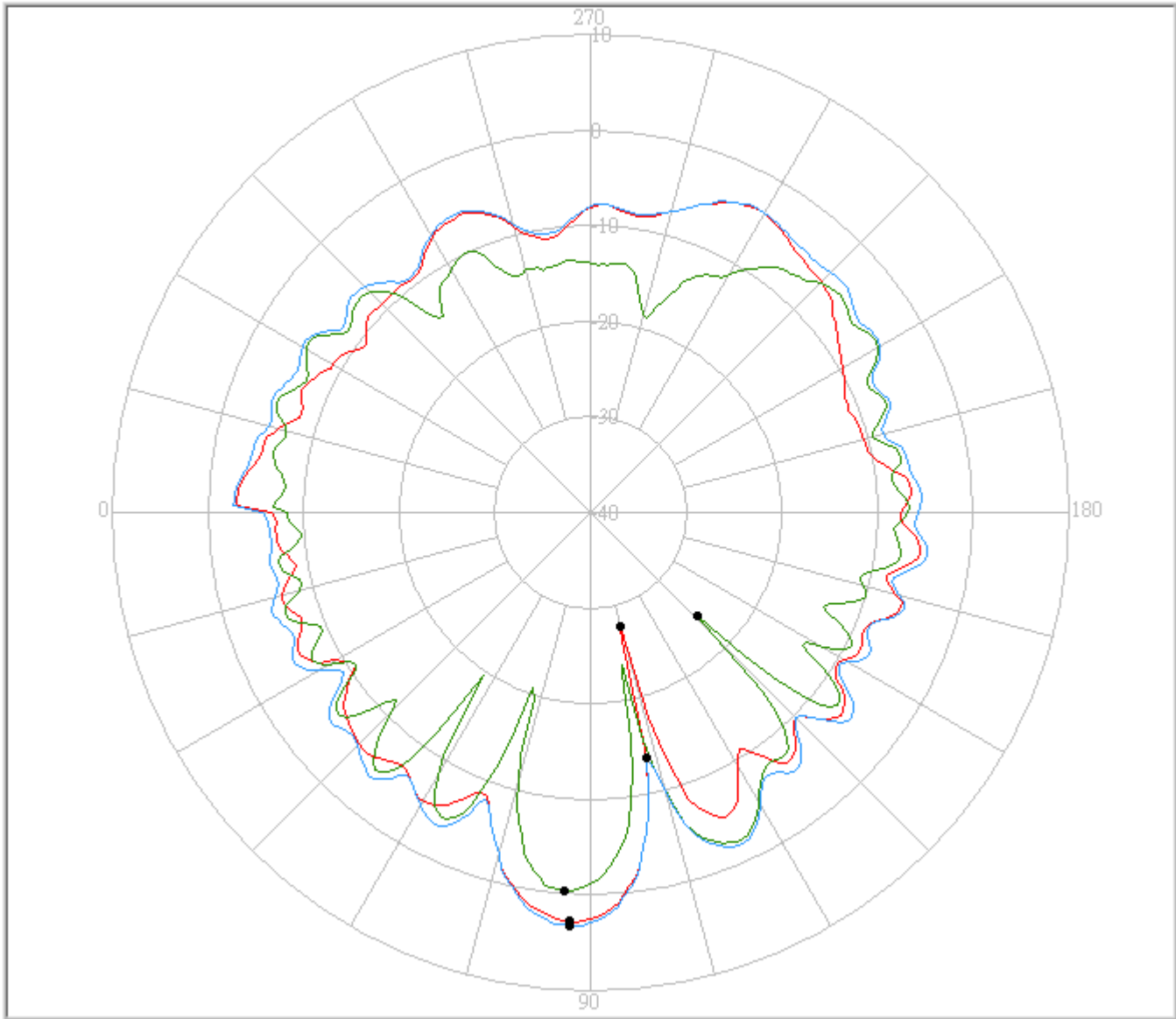
m. 5.85GHz



FAVORTRON Co. Ltd

Antenna Pattern Measurement

4F, No. 108-1, Min Chuan Rd., Hsin-Tien City, Taipei, Taiwan, R.O.C. Tel:886-2-2218-2189,
Fax:886-2-2218-5760



Pattern	Model No.	Test Mode	Freq(MHz)	Max Gain(dBi)	Min Gain(dBi)	Avg. Gain(dBi)	Source Polar.	Date
1	L50II	LEFT	5850.00	2.82 / 87.00	-27.72 / 105.00	-5.74	Ver.	2006/4/11
2	L50II	LEFT	5850.00	-0.33 / 86.00	-24.57 / 136.00	-7.48	Hor.	2006/4/11
3	L50II	LEFT	5850.00	2.27 / 87.00	-13.69 / 103.00	-4.72	V+H	2006/4/11

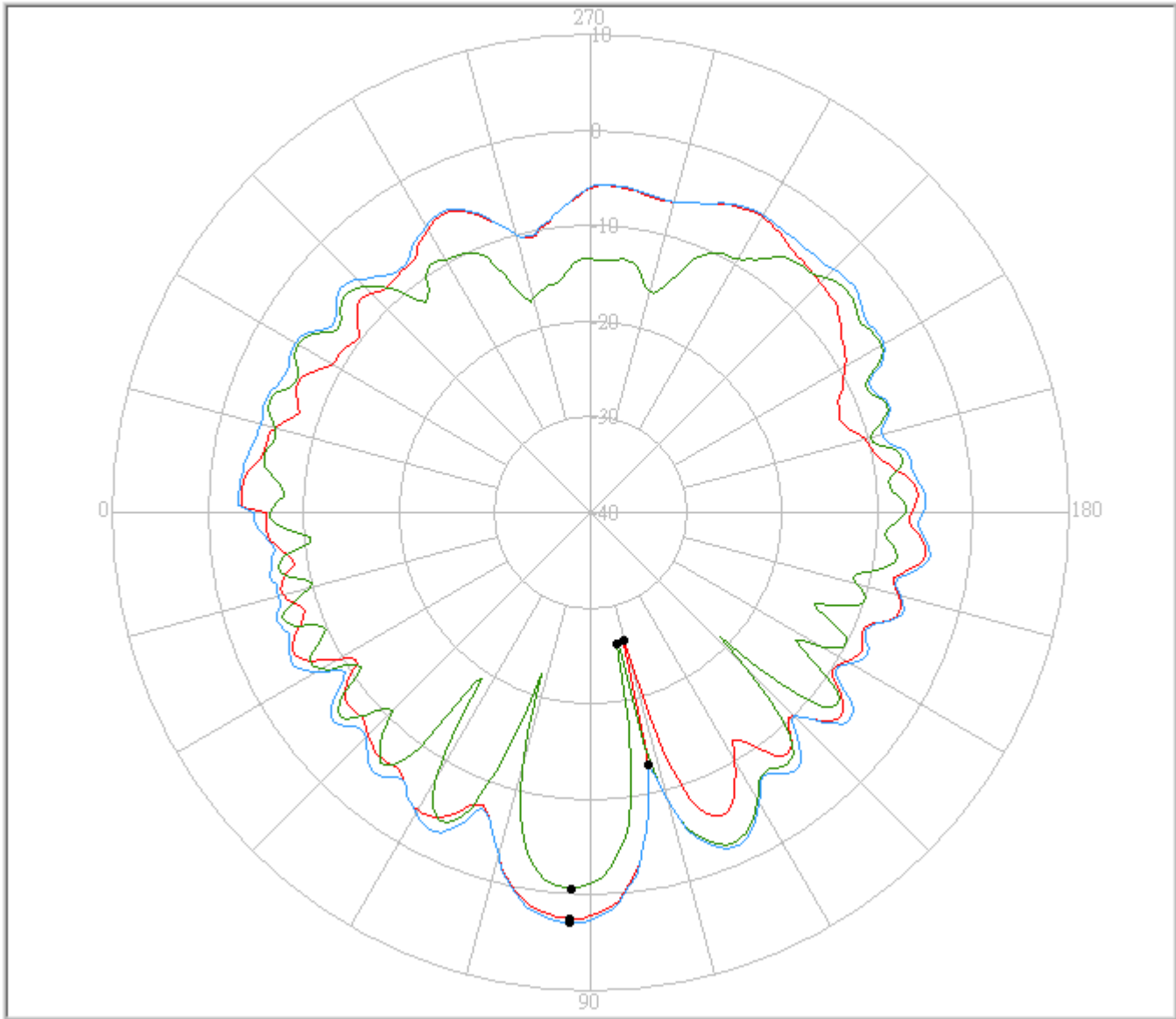
n. 5.875GHz



FAVORTRON Co. Ltd

Antenna Pattern Measurement

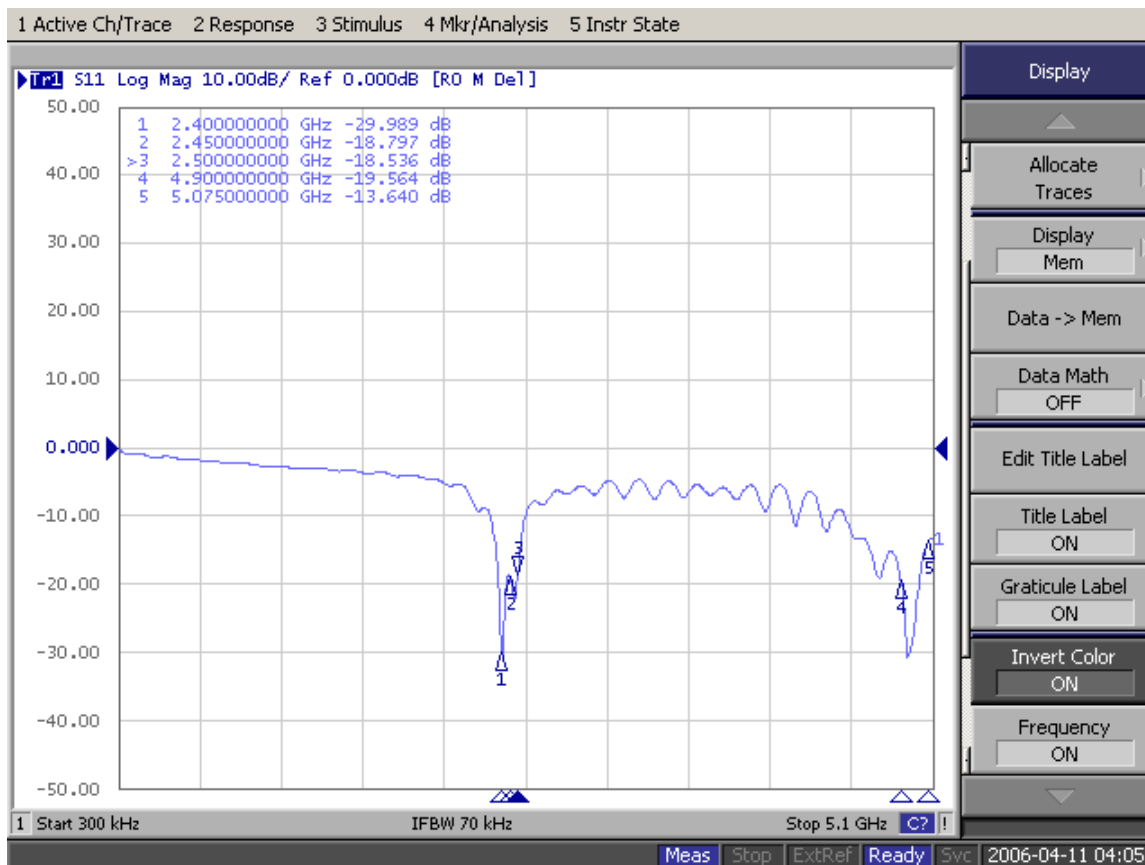
4F, No. 108-1, Min Chuan Rd., Hsin-Tien City, Taipei, Taiwan, R.O.C. Tel:886-2-2218-2189,
Fax:886-2-2218-5760



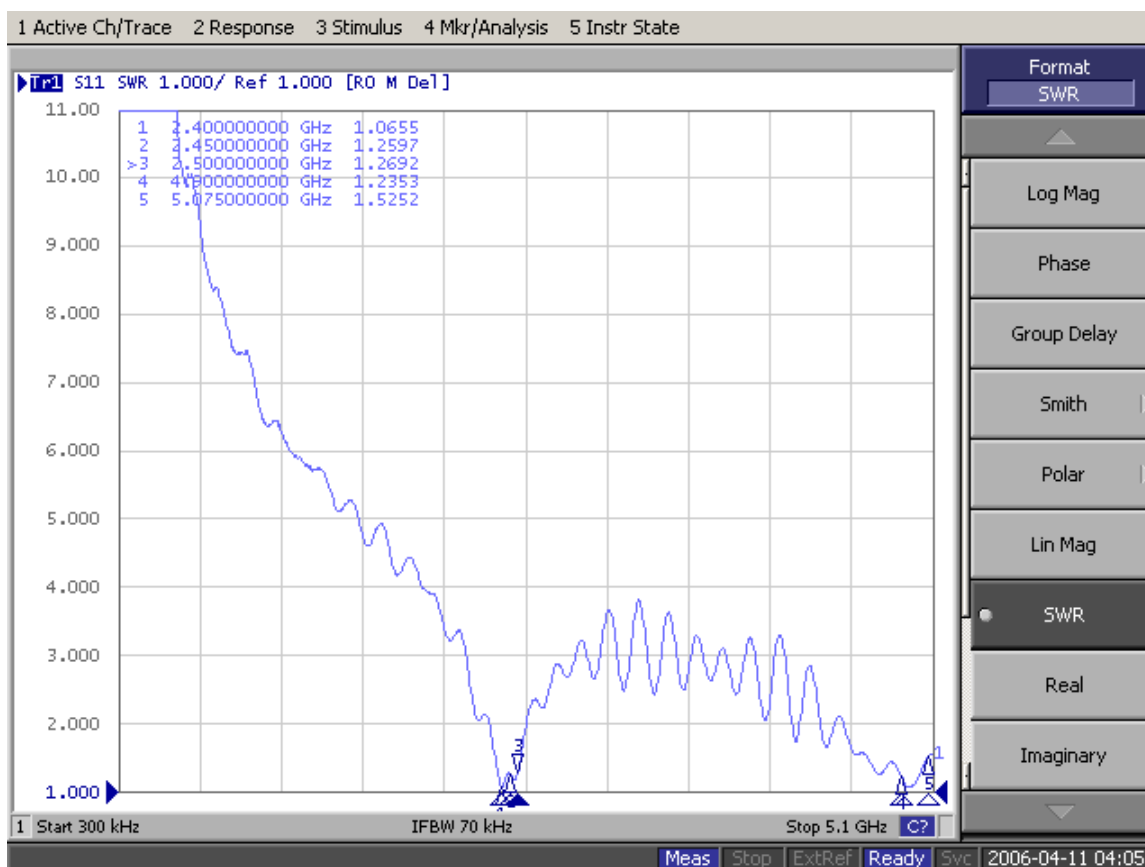
Pattern	Model No.	Test Mode	Freq(MHz)	Max Gain(dBi)	Min Gain(dBi)	Avg. Gain(dBi)	Source Polar.	Date
1	L50II	LEFT	5875.00	2.51 / 87.00	-26.22 / 105.00	-5.60	Ver.	2006/4/11
2	L50II	LEFT	5875.00	-0.59 / 87.00	-25.99 / 101.00	-7.24	Hor.	2006/4/11
3	L50II	LEFT	5875.00	2.97 / 87.00	-13.01 / 103.00	-4.52	V+H	2006/4/11

4. WLAN Ant./ (RIGHT)

2.4~2.5GHZ / Return Loss

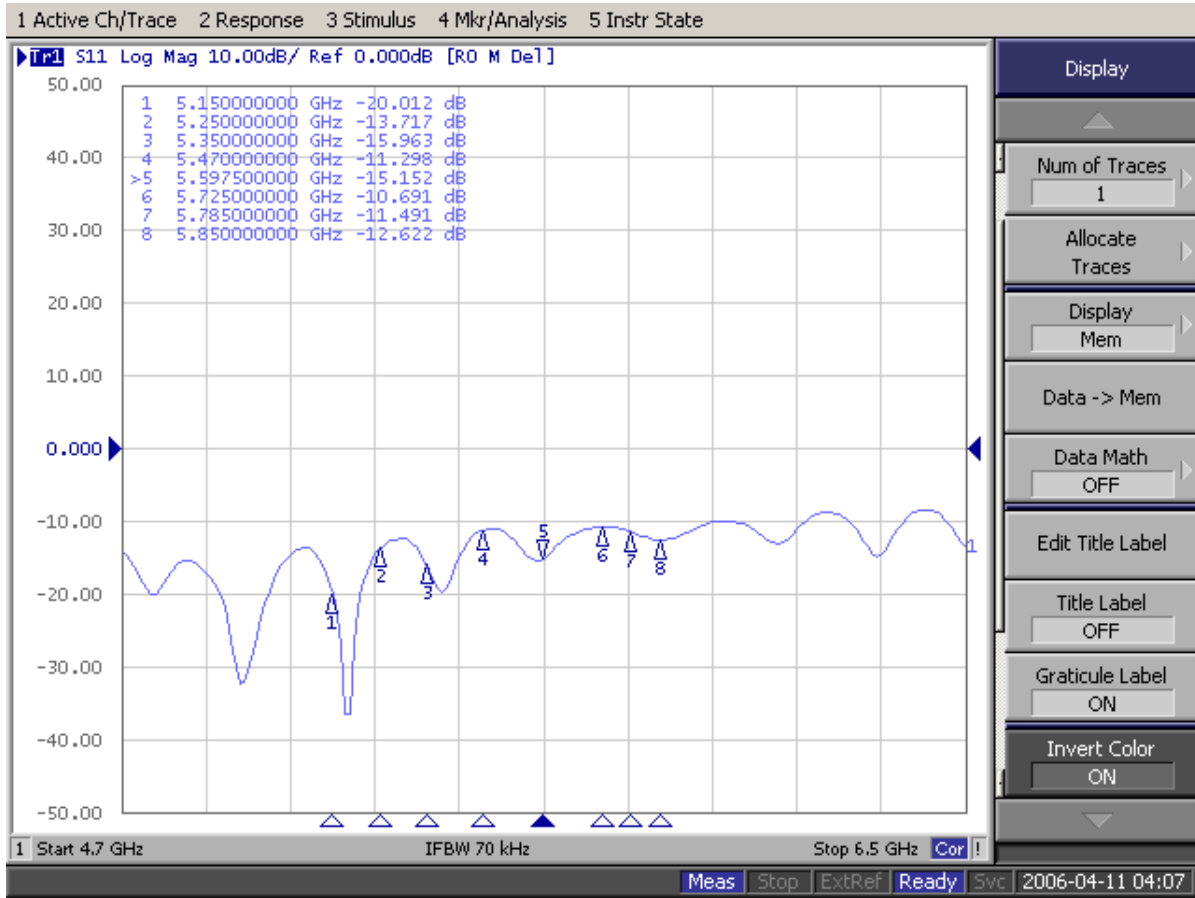


2.4~2.5GHZ / VSWR

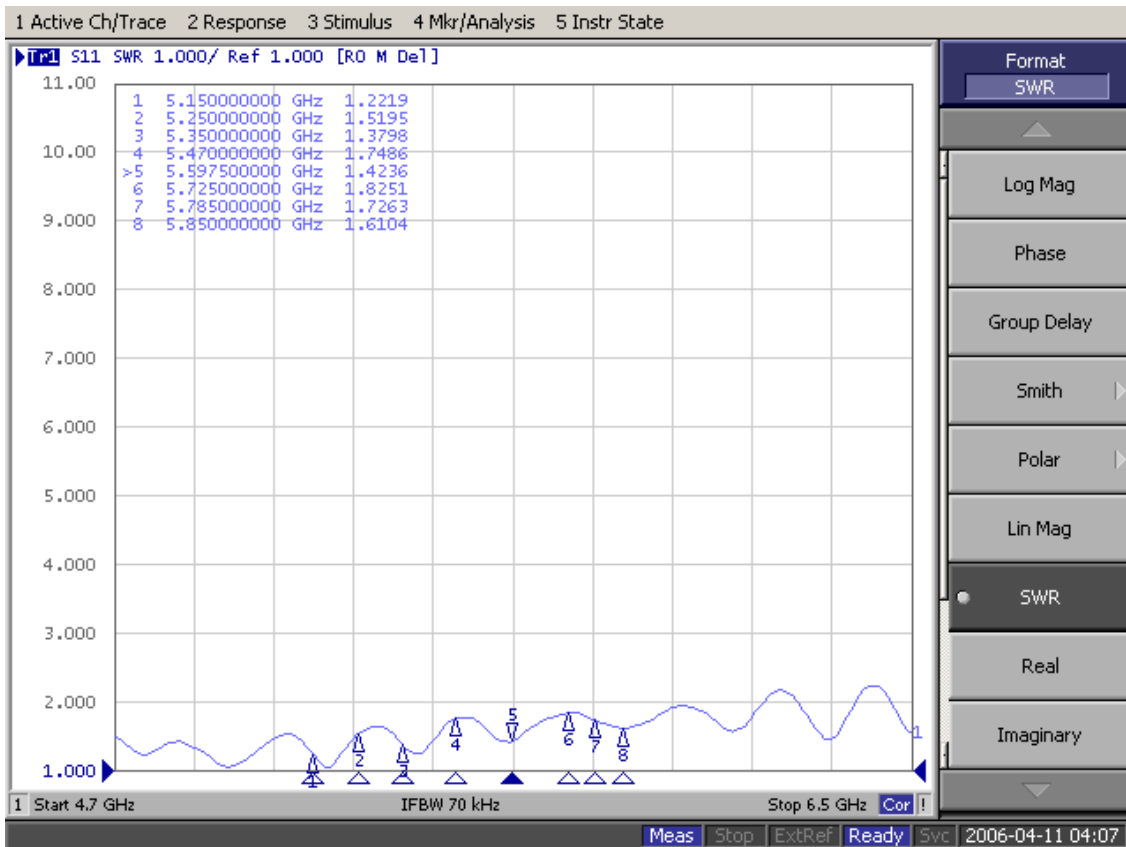


WLAN Ant./ (RIGHT)

4.9~5.875GHZ/Return Loss

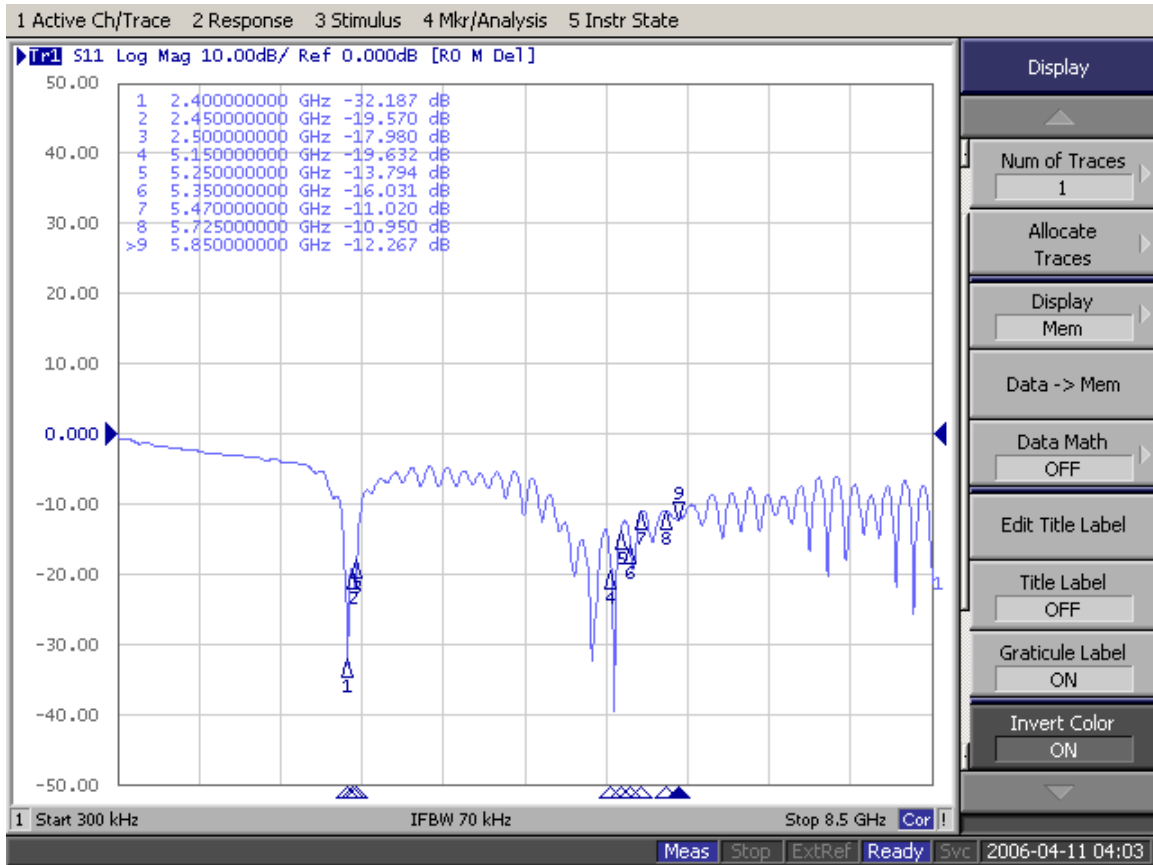


4.9~5.875GHZ/VSWR

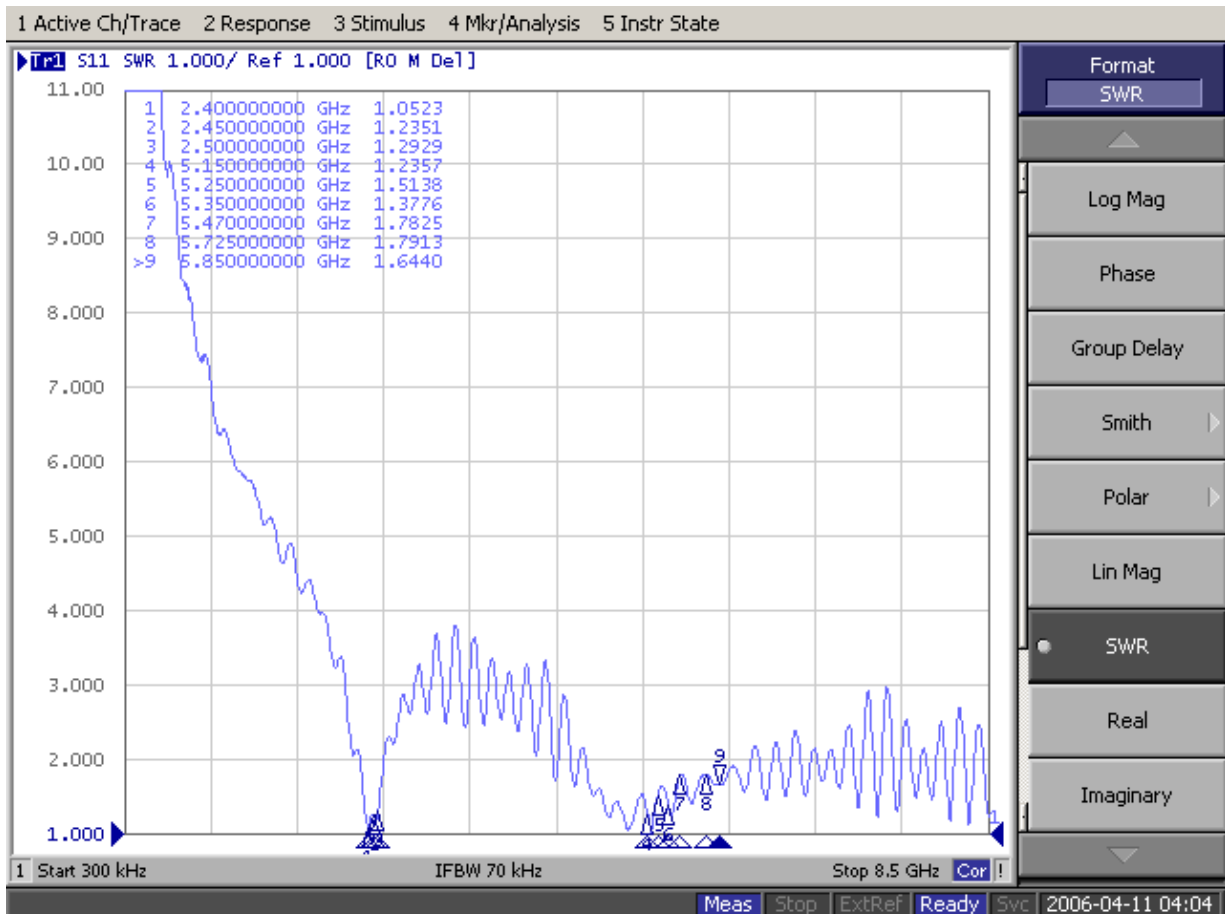


WLAN Ant./ (RIGHT)

2.4~2.5GHZ & 5.15~5.875GHZ / Return Loss



2.4~2.5GHZ & 5.15~5.875GHZ / VSWR



5. Gain & Pattern –RIGHT

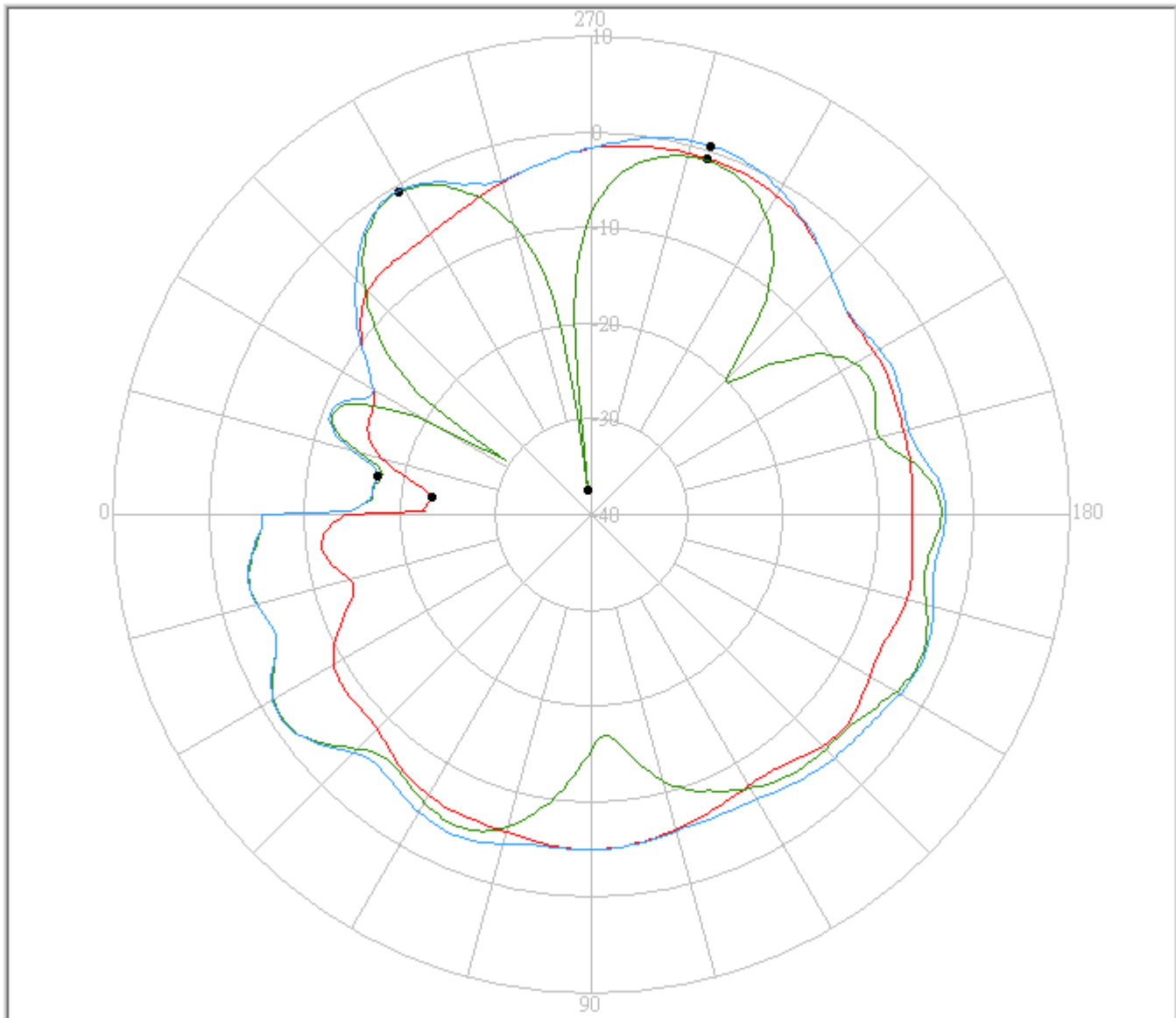
a. 2.4GHz



FAVORTRON Co. Ltd

Antenna Pattern Measurement

4F, No. 108-1, Min Chuan Rd., Hsin-Tien City, Taipei, Taiwan, R.O.C. Tel:886-2-2218-2189,
Fax:886-2-2218-5760



Pattern	Model No.	Test Mode	Freq(MHz)	Max Gain(dBi)	Min Gain(dBi)	Avg. Gain(dBi)	Source Polar.	Date
1	L50II	RIGHT	2400.00	-0.90 / 252.00	-23.27 / 354.00	-5.65	Ver.	2006/4/10
2	L50II	RIGHT	2400.00	-0.74 / 301.00	-37.39 / 277.00	-5.43	Hor.	2006/4/10
3	L50II	RIGHT	2400.00	0.49 / 252.00	-17.32 / 350.00	-3.66	V+H	2006/4/10

b. 2.45GHz



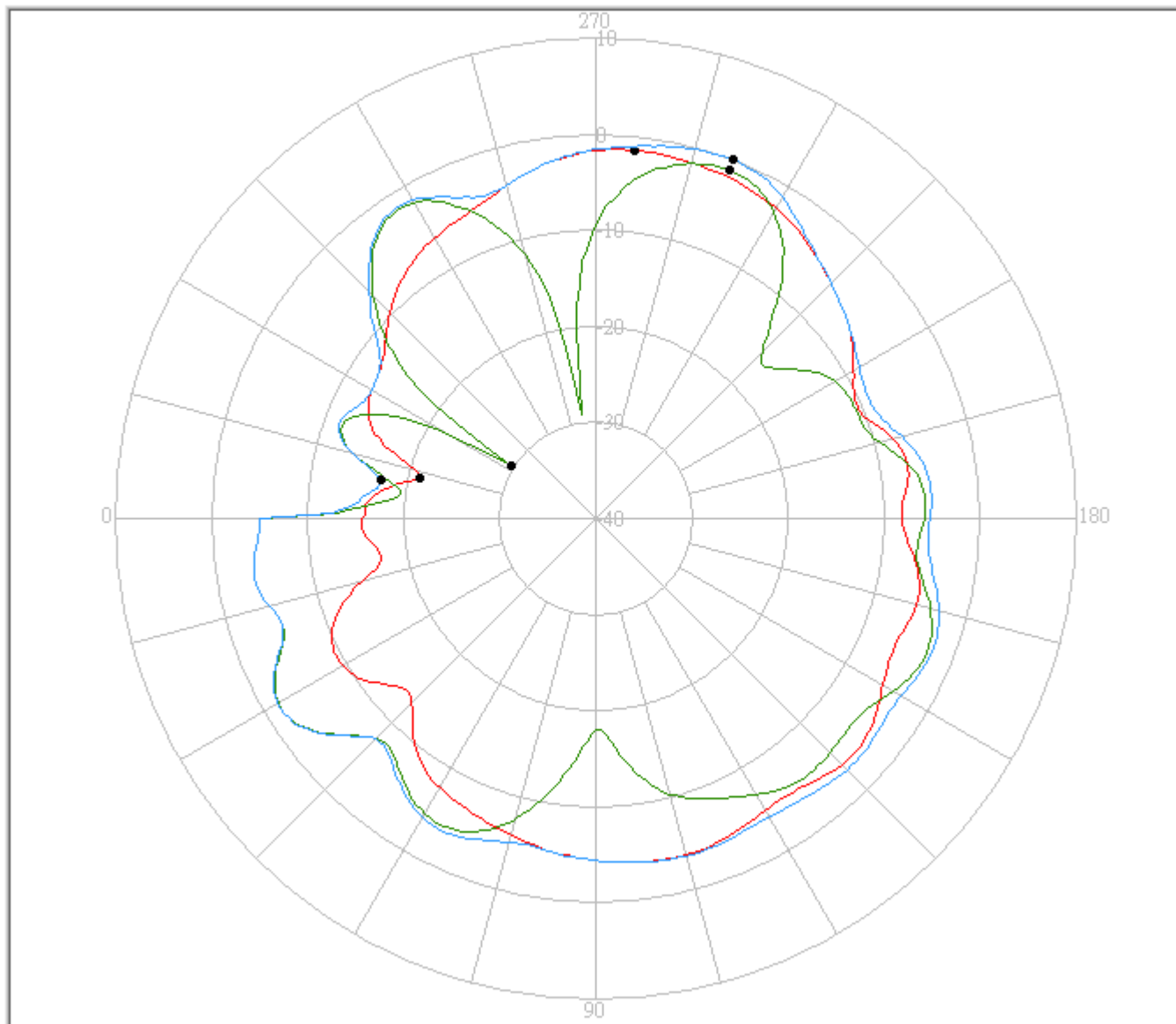
eService for Customer Satisfaction

FAVORTRON

FAVORTRON Co. Ltd

Antenna Pattern Measurement

4F, No. 108-1, Min Chuan Rd., Hsin-Tien City, Taipei, Taiwan, R.O.C. Tel:886-2-2218-2189,
Fax:886-2-2218-5760



Pattern	Model No.	Test Mode	Freq(MHz)	Max Gain(dBi)	Min Gain(dBi)	Avg. Gain(dBi)	Source Polar.	Date
1	L50II	RIGHT	2450.00	-1.48 / 264.00	-21.23 / 347.00	-5.91	Ver.	2006/4/10
2	L50II	RIGHT	2450.00	-1.22 / 249.00	-29.61 / 328.00	-6.11	Hor.	2006/4/10
3	L50II	RIGHT	2450.00	-0.03 / 249.00	-17.29 / 350.00	-4.10	V+H	2006/4/10

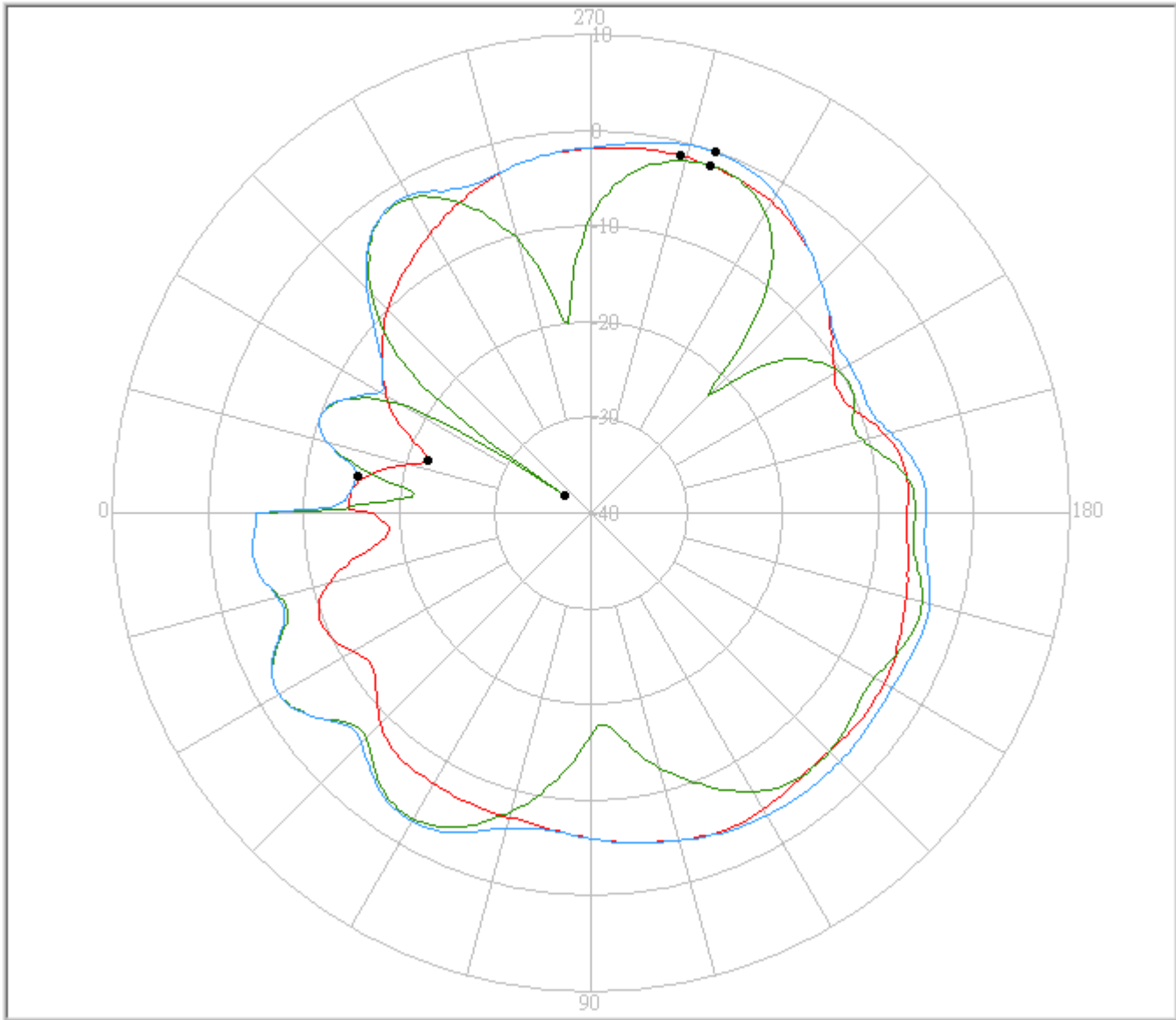
c. 2.5GHz



FAVORTRON Co. Ltd

Antenna Pattern Measurement

4F, No. 108-1, Min Chuan Rd., Hsin-Tien City, Taipei, Taiwan, R.O.C. Tel:886-2-2218-2189,
Fax:886-2-2218-5760



Pattern	Model No.	Test Mode	Freq(MHz)	Max Gain(dBi)	Min Gain(dBi)	Avg. Gain(dBi)	Source Polar.	Date
1	L50II	RIGHT	2500.00	-1.55 / 256.00	-22.07 / 342.00	-5.99	Ver.	2006/4/10
2	L50II	RIGHT	2500.00	-1.61 / 251.00	-36.65 / 326.00	-6.23	Hor.	2006/4/10
3	L50II	RIGHT	2500.00	-0.13 / 251.00	-15.41 / 351.00	-4.22	V+H	2006/4/10

d. 4.9GHz



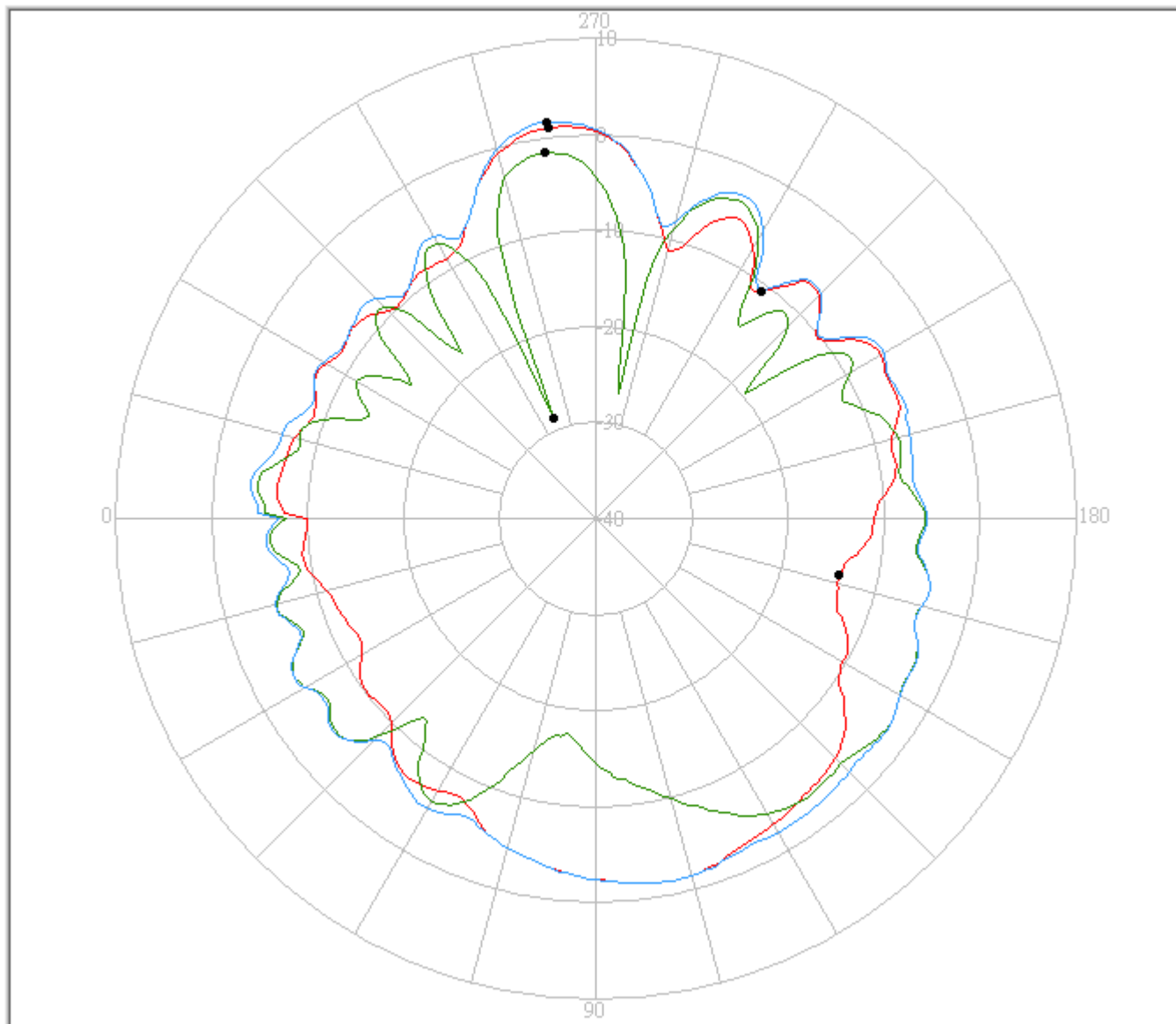
eService for Customer Satisfaction

FAVORTRON

FAVORTRON Co. Ltd

Antenna Pattern Measurement

4F, No. 108-1, Min Chuan Rd., Hsin-Tien City, Taipei, Taiwan, R.O.C. Tel:886-2-2218-2189,
Fax:886-2-2218-5760



Pattern	Model No.	Test Mode	Freq(MHz)	Max Gain(dBi)	Min Gain(dBi)	Avg. Gain(dBi)	Source Polar.	Date
1	L50II	RIGHT	4900.00	0.98 / 277.00	-14.03 / 167.00	-5.65	Ver.	2006/4/10
2	L50II	RIGHT	4900.00	-1.60 / 278.00	-28.58 / 293.00	-6.82	Hor.	2006/4/10
3	L50II	RIGHT	4900.00	1.55 / 277.00	-10.75 / 234.00	-4.22	V+H	2006/4/10

e. 5.075GHz



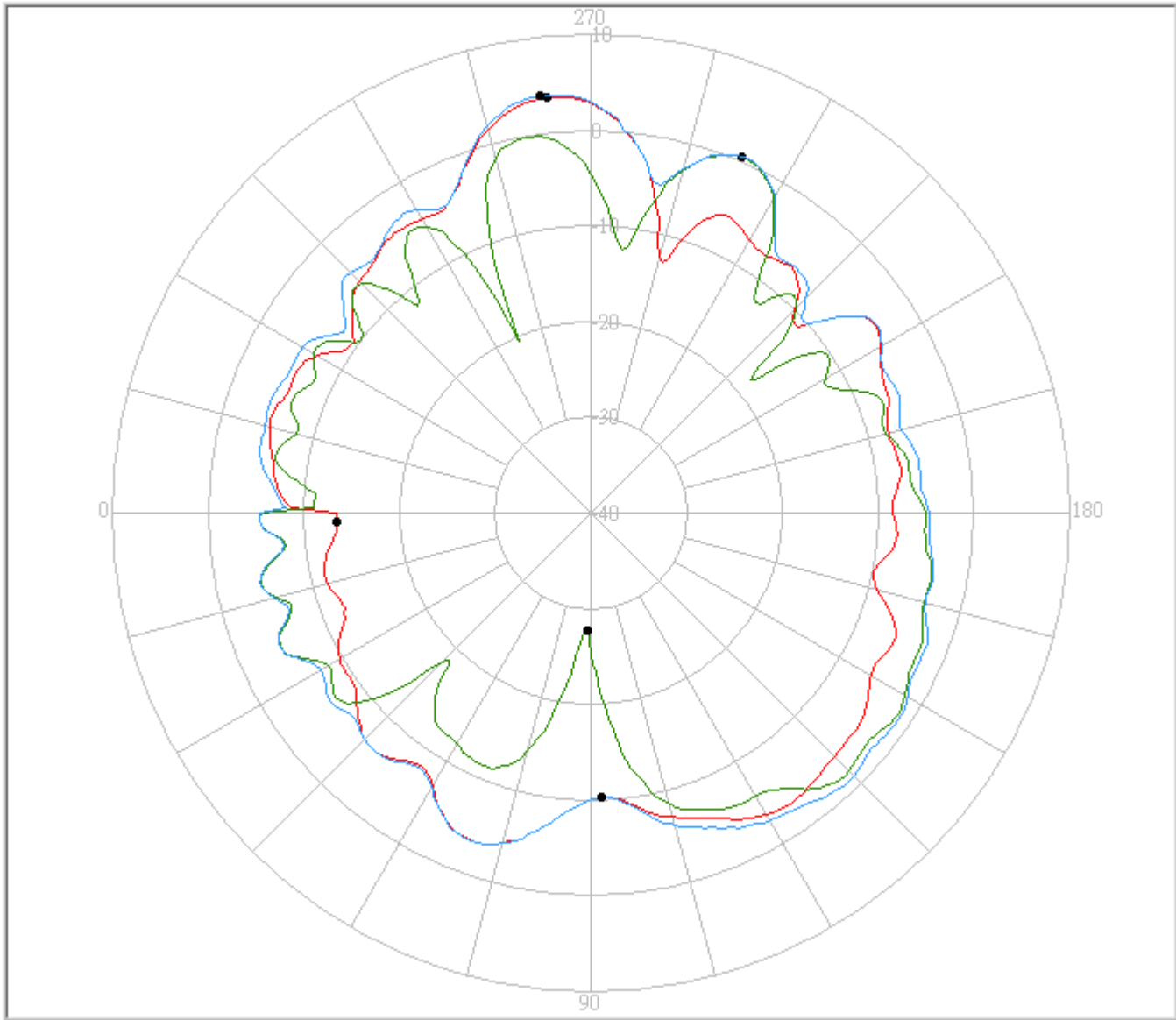
eService for Customer Satisfaction

FAVORTRON

FAVORTRON Co. Ltd

Antenna Pattern Measurement

4F, No. 108-1, Min Chuan Rd., Hsin-Tien City, Taipei, Taiwan, R.O.C. Tel:886-2-2218-2189,
Fax:886-2-2218-5760



Pattern	Model No.	Test Mode	Freq(MHz)	Max Gain(dBi)	Min Gain(dBi)	Avg. Gain(dBi)	Source Polar.	Date
1	L50II	RIGHT	5075.00	2.64 / 276.00	-13.49 / 2.00	-4.77	Ver.	2006/4/10
2	L50II	RIGHT	5075.00	0.33 / 247.00	-27.73 / 88.00	-5.79	Hor.	2006/4/10
3	L50II	RIGHT	5075.00	2.92 / 277.00	-10.31 / 92.00	-3.31	V+H	2006/4/10

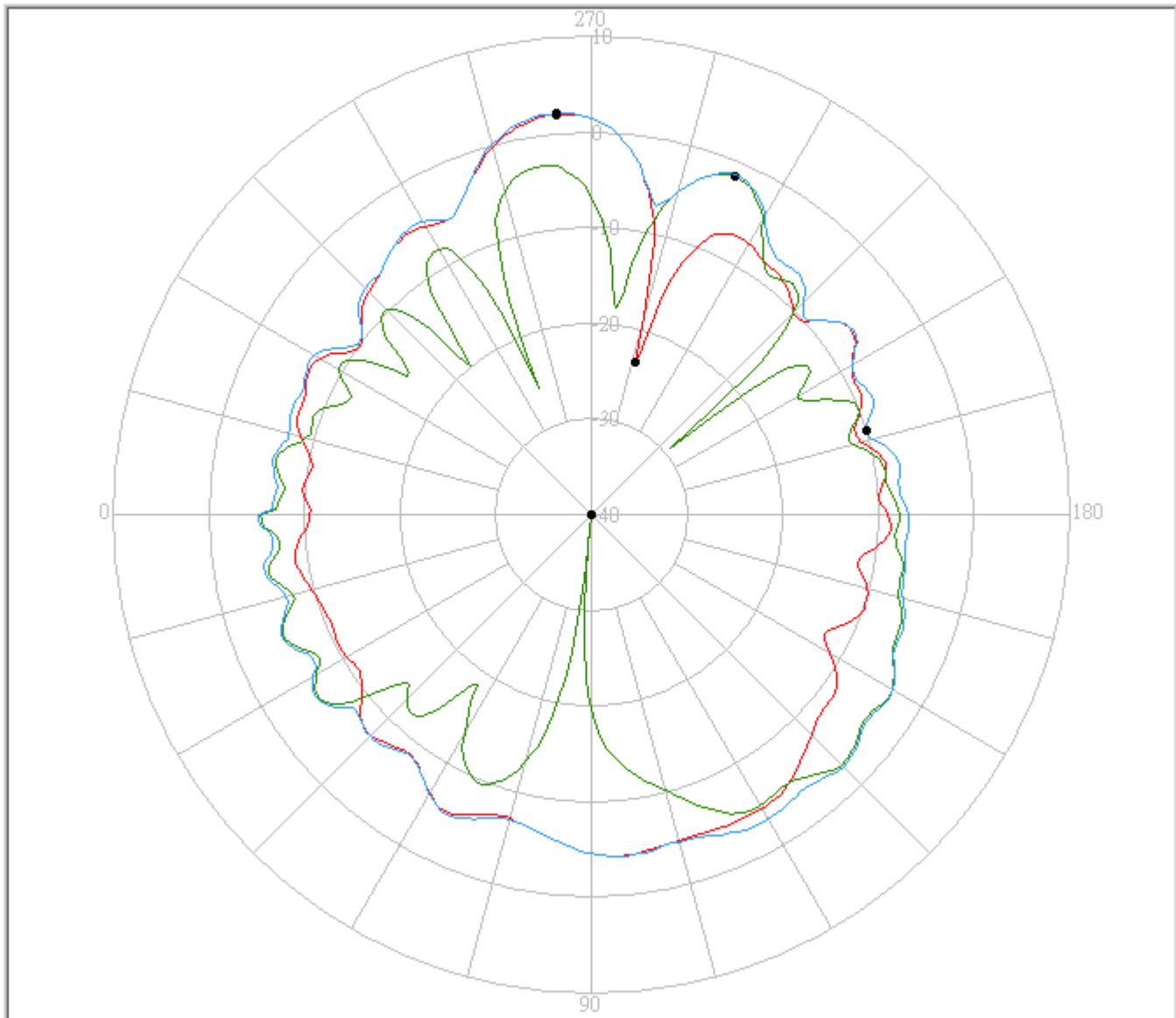
f. 5.15GHz



FAVORTRON Co. Ltd

Antenna Pattern Measurement

4F, No. 108-1, Min Chuan Rd., Hsin-Tien City, Taipei, Taiwan, R.O.C. Tel:886-2-2218-2189,
Fax:886-2-2218-5760



Pattern	Model No.	Test Mode	Freq(MHz)	Max Gain(dBi)	Min Gain(dBi)	Avg. Gain(dBi)	Source Polar.	Date
1	L50II	RIGHT	5150.00	1.93 / 275.00	-23.46 / 254.00	-5.98	Ver.	2006/4/10
2	L50II	RIGHT	5150.00	-1.55 / 247.00	-43.74 / 84.00	-7.50	Hor.	2006/4/10
3	L50II	RIGHT	5150.00	2.09 / 275.00	-9.93 / 197.00	-4.63	V+H	2006/4/10

g. 5.25GHz



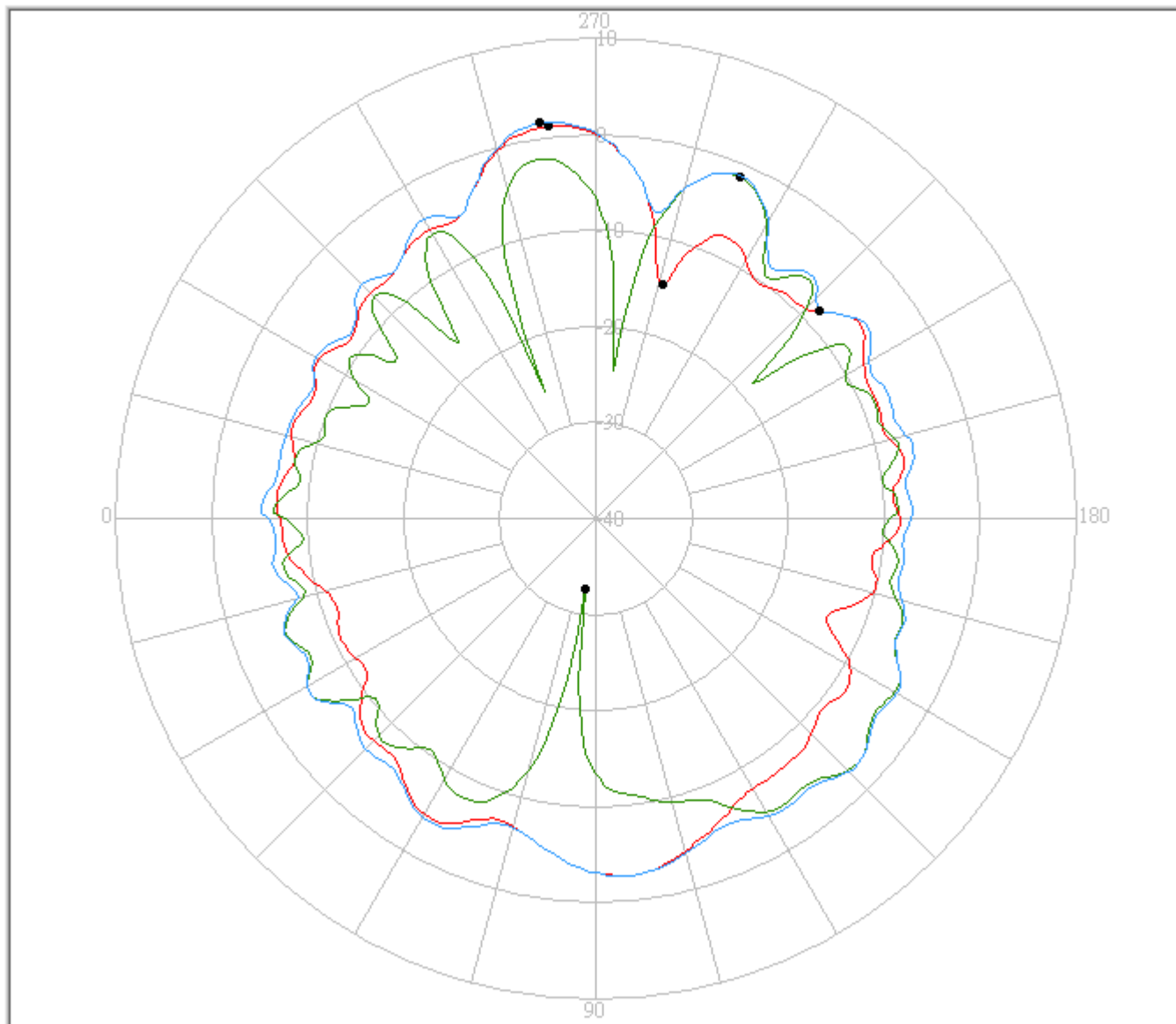
eService for Customer Satisfaction

FAVORTRON

FAVORTRON Co. Ltd

Antenna Pattern Measurement

4F, No. 108-1, Min Chuan Rd., Hsin-Tien City, Taipei, Taiwan, R.O.C. Tel:886-2-2218-2189,
Fax:886-2-2218-5760



Pattern	Model No.	Test Mode	Freq(MHz)	Max Gain(dBi)	Min Gain(dBi)	Avg. Gain(dBi)	Source Polar.	Date
1	L50II	RIGHT	5250.00	1.15 / 277.00	-14.67 / 254.00	-6.04	Ver.	2006/4/10
2	L50II	RIGHT	5250.00	-1.41 / 247.00	-32.56 / 82.00	-7.18	Hor.	2006/4/10
3	L50II	RIGHT	5250.00	1.54 / 278.00	-8.23 / 223.00	-4.61	V+H	2006/4/10

H. 5.35GHz



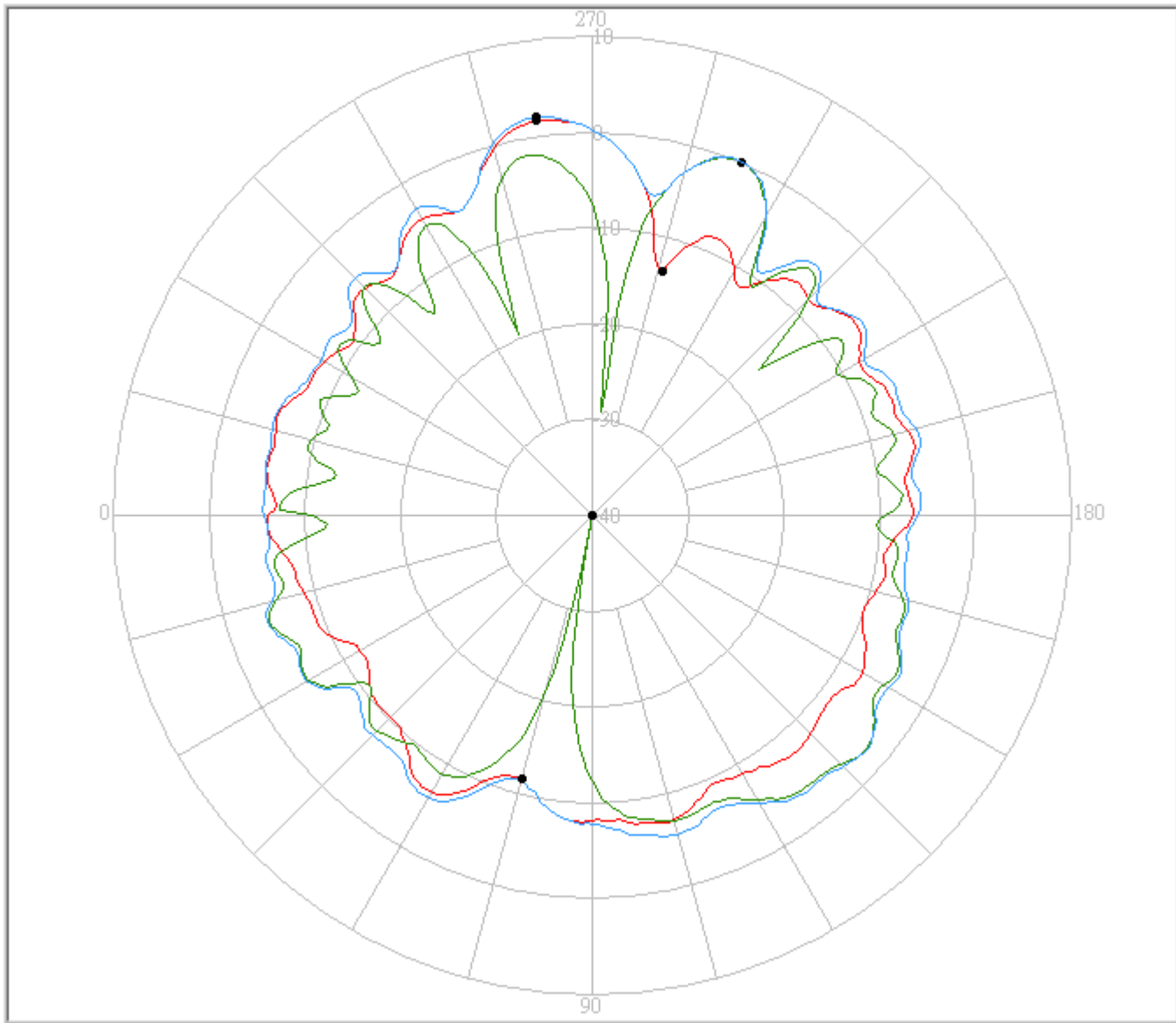
eService for Customer Satisfaction

FAVORTRON

FAVORTRON Co. Ltd

Antenna Pattern Measurement

4F, No. 108-1, Min Chuan Rd., Hsin-Tien City, Taipei, Taiwan, R.O.C. Tel:886-2-2218-2189,
Fax:886-2-2218-5760



Pattern	Model No.	Test Mode	Freq(MHz)	Max Gain(dBi)	Min Gain(dBi)	Avg. Gain(dBi)	Source Polar.	Date
1	L50II	RIGHT	5350.00	1.58 / 278.00	-13.47 / 254.00	-6.34	Ver.	2006/4/10
2	L50II	RIGHT	5350.00	0.03 / 247.00	-41.27 / 79.00	-6.75	Hor.	2006/4/10
3	L50II	RIGHT	5350.00	1.94 / 278.00	-11.47 / 75.00	-4.62	V+H	2006/4/10

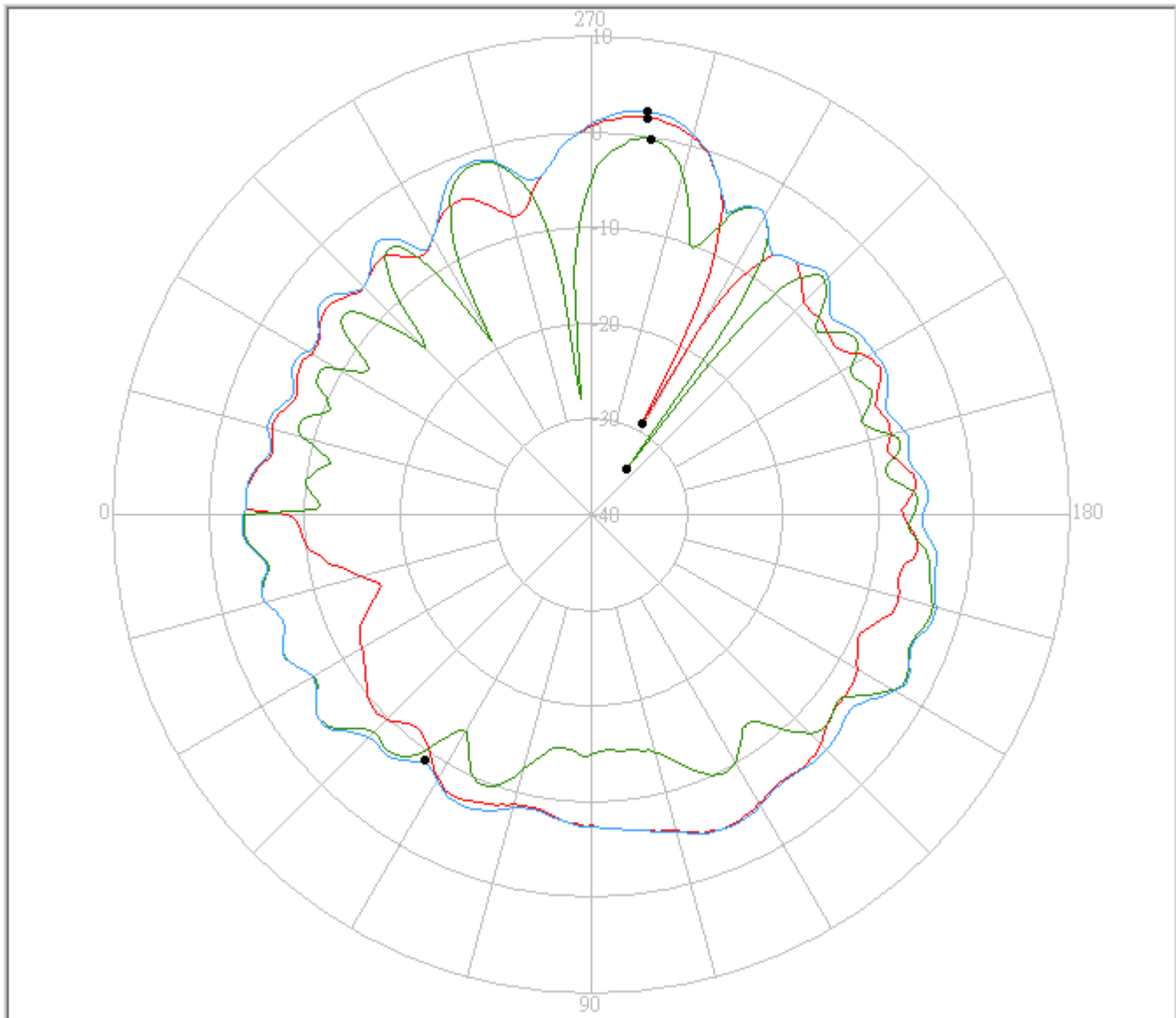
i. 5.47GHz



FAVORTRON Co. Ltd

Antenna Pattern Measurement

4F, No. 108-1, Min Chuan Rd., Hsin-Tien City, Taipei, Taiwan, R.O.C. Tel:886-2-2218-2189,
Fax:886-2-2218-5760



Pattern	Model No.	Test Mode	Freq(MHz)	Max Gain(dBi)	Min Gain(dBi)	Avg. Gain(dBi)	Source Polar.	Date
1	L50II	RIGHT	5470.00	1.85 / 262.00	-29.06 / 241.00	-5.70	Ver.	2006/4/10
2	L50II	RIGHT	5470.00	-0.26 / 261.00	-33.95 / 233.00	-6.63	Hor.	2006/4/10
3	L50II	RIGHT	5470.00	2.54 / 262.00	-9.01 / 56.00	-4.20	V+H	2006/4/10

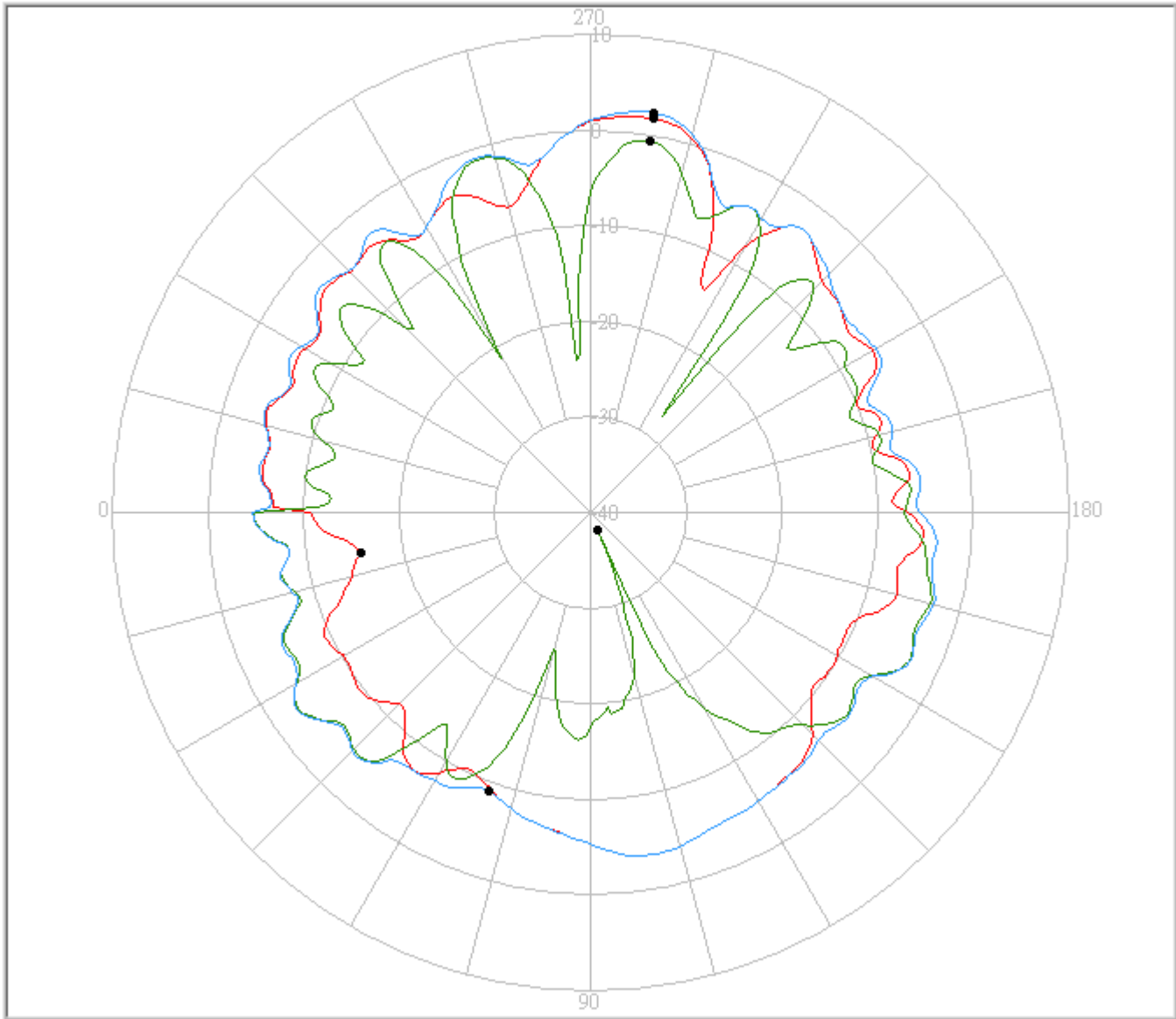
j. 5.597GHz



FAVORTRON Co. Ltd

Antenna Pattern Measurement

4F, No. 108-1, Min Chuan Rd., Hsin-Tien City, Taipei, Taiwan, R.O.C. Tel:886-2-2218-2189,
Fax:886-2-2218-5760



Pattern	Model No.	Test Mode	Freq(MHz)	Max Gain(dBi)	Min Gain(dBi)	Avg. Gain(dBi)	Source Polar.	Date
1	L50II	RIGHT	5597.50	1.67 / 261.00	-15.56 / 10.00	-5.34	Ver.	2006/4/10
2	L50II	RIGHT	5597.50	-0.70 / 261.00	-38.01 / 112.00	-7.01	Hor.	2006/4/10
3	L50II	RIGHT	5597.50	2.30 / 261.00	-9.10 / 70.00	-4.07	V+H	2006/4/10

k. 5.725GHz



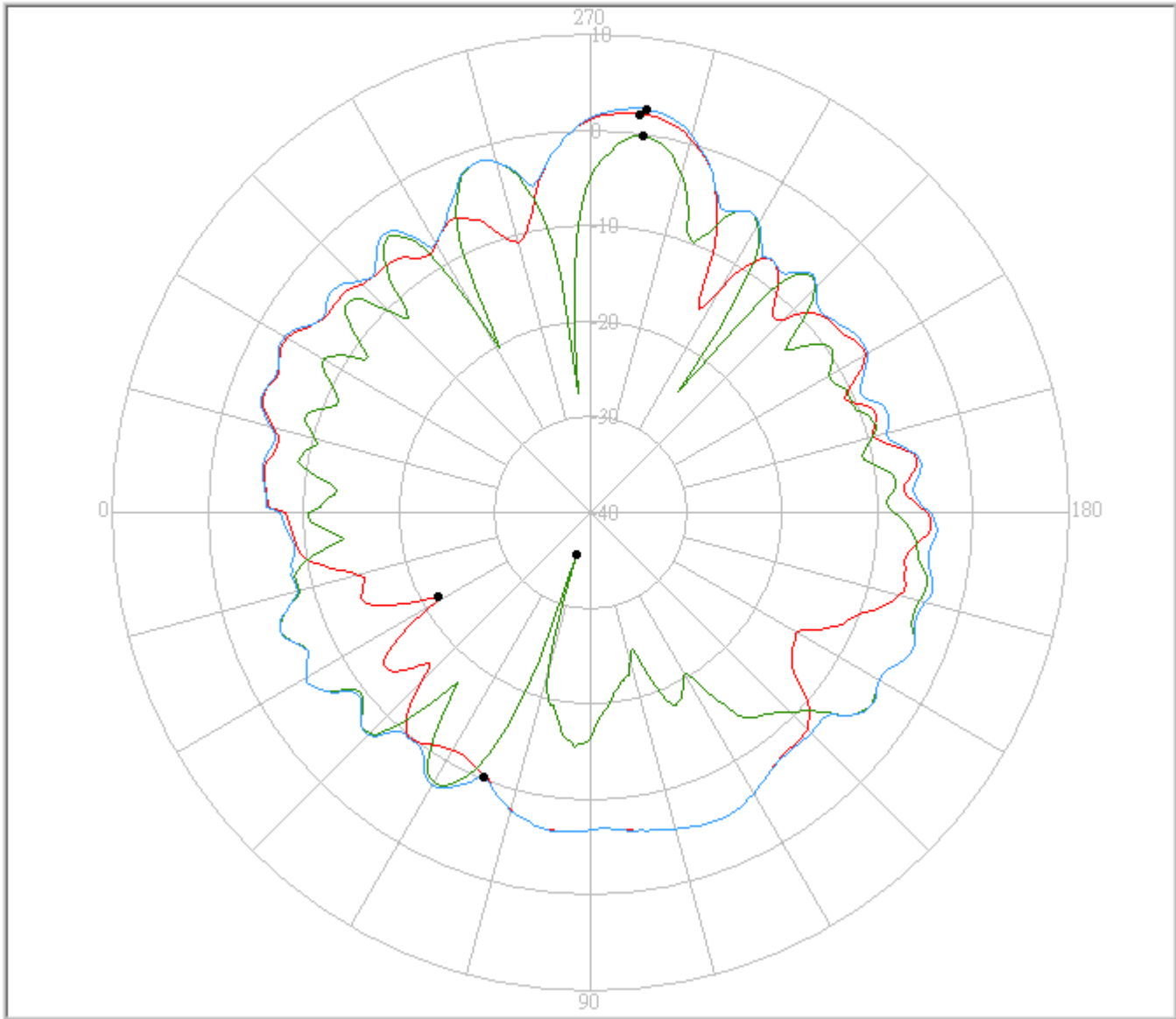
eService for Customer Satisfaction

FAVORTRON

FAVORTRON Co. Ltd

Antenna Pattern Measurement

4F, No. 108-1, Min Chuan Rd., Hsin-Tien City, Taipei, Taiwan, R.O.C. Tel:886-2-2218-2189,
Fax:886-2-2218-5760



Pattern	Model No.	Test Mode	Freq(MHz)	Max Gain(dBi)	Min Gain(dBi)	Avg. Gain(dBi)	Source Polar.	Date
1	L50II	RIGHT	5725.00	1.92 / 263.00	-21.86 / 29.00	-6.01	Ver.	2006/4/10
2	L50II	RIGHT	5725.00	-0.27 / 262.00	-35.40 / 72.00	-7.53	Hor.	2006/4/10
3	L50II	RIGHT	5725.00	2.58 / 262.00	-10.08 / 68.00	-4.65	V+H	2006/4/10

1. 5.785GHz



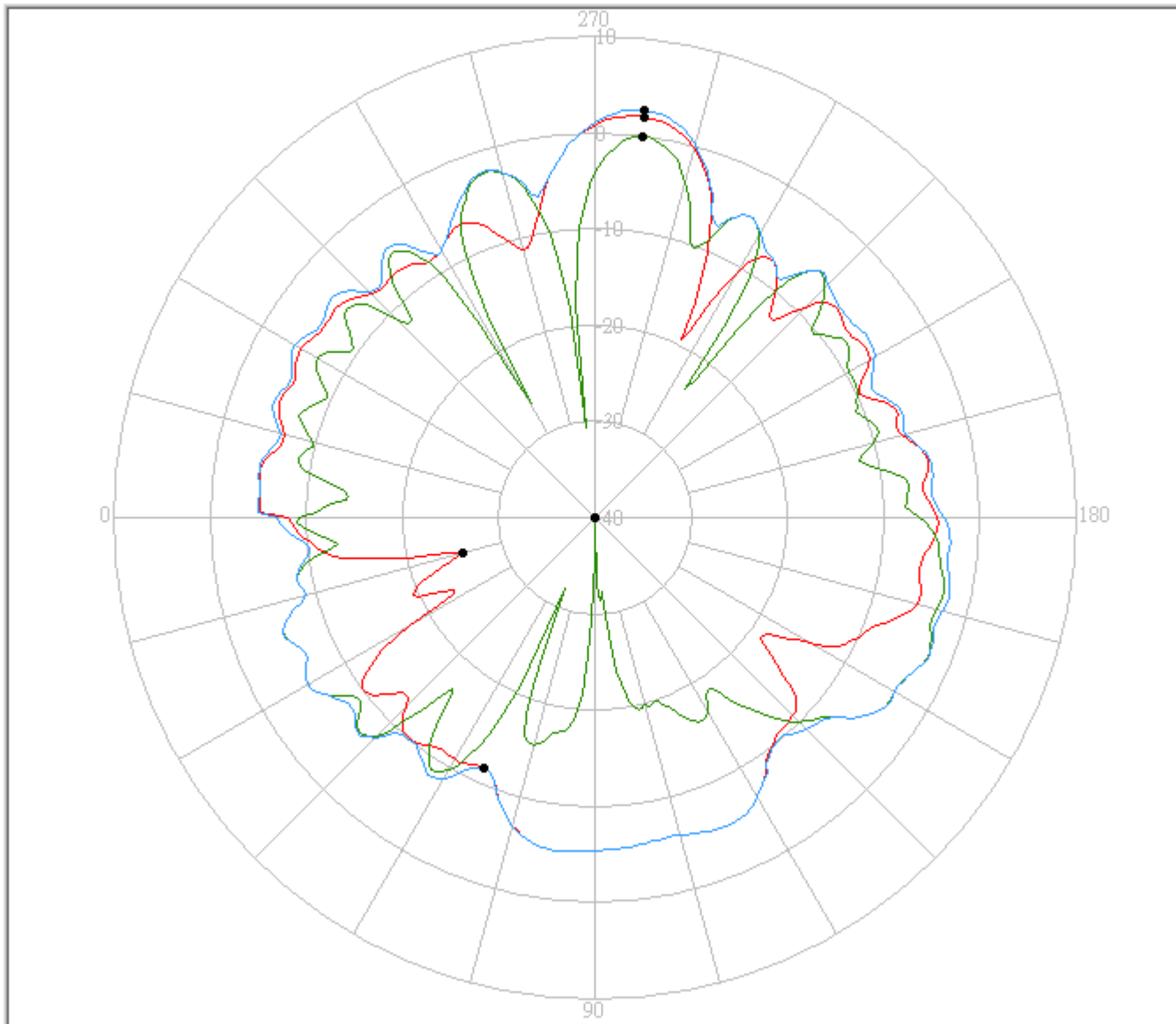
eService for Customer Satisfaction

FAVORTRON

FAVORTRON Co. Ltd

Antenna Pattern Measurement

4F, No. 108-1, Min Chuan Rd., Hsin-Tien City, Taipei, Taiwan, R.O.C. Tel:886-2-2218-2189,
Fax:886-2-2218-5760



Pattern	Model No.	Test Mode	Freq(MHz)	Max Gain(dBi)	Min Gain(dBi)	Avg. Gain(dBi)	Source Polar.	Date
1	L50II	RIGHT	5785.00	1.93 / 263.00	-25.83 / 15.00	-6.14	Ver.	2006/4/10
2	L50II	RIGHT	5785.00	-0.13 / 263.00	-41.54 / 91.00	-7.32	Hor.	2006/4/10
3	L50II	RIGHT	5785.00	2.64 / 263.00	-11.58 / 66.00	-4.67	V+H	2006/4/10

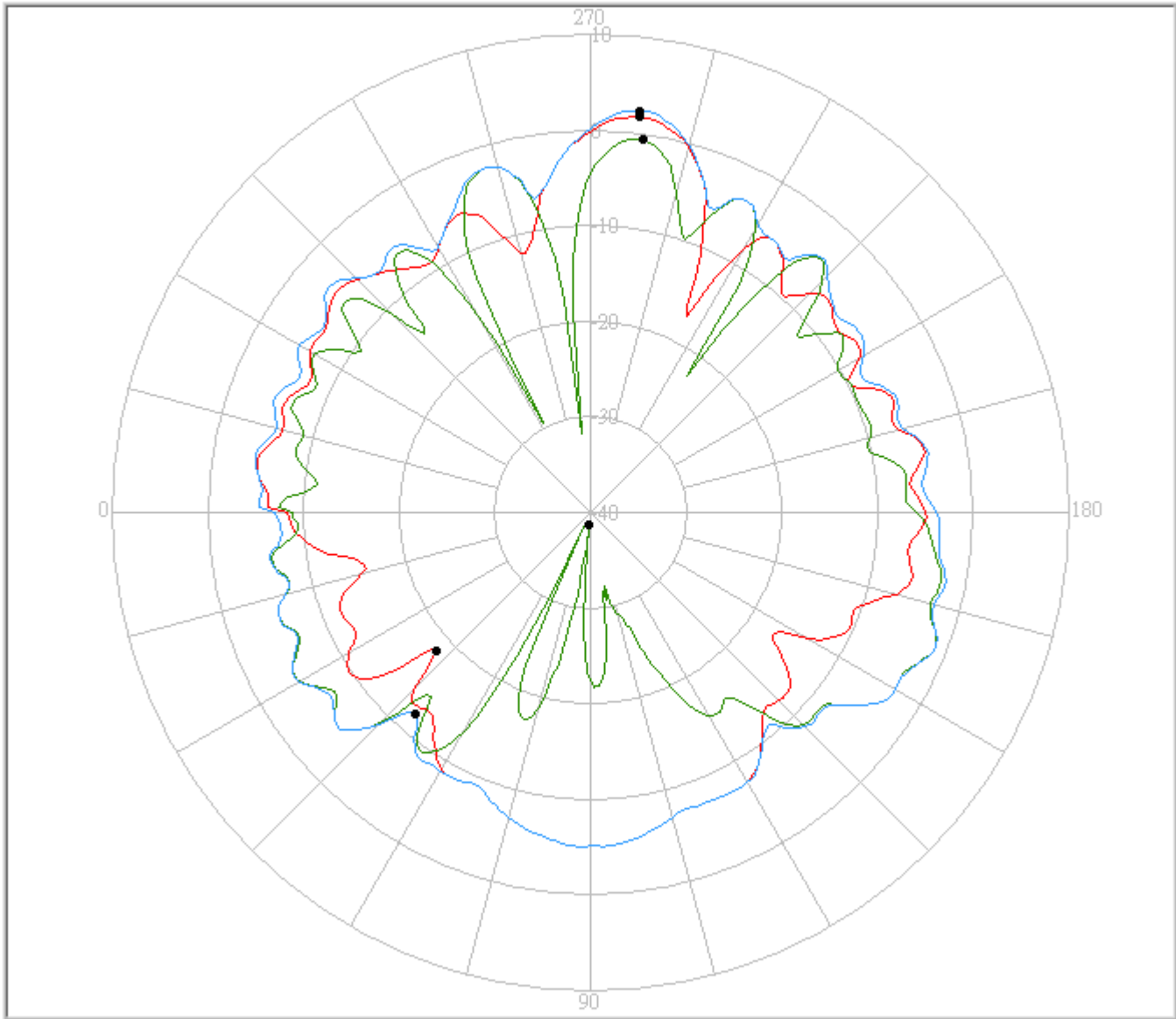
m. 5.85GHz



FAVORTRON Co. Ltd

Antenna Pattern Measurement

4F, No. 108-1, Min Chuan Rd., Hsin-Tien City, Taipei, Taiwan, R.O.C. Tel:886-2-2218-2189,
Fax:886-2-2218-5760



Pattern	Model No.	Test Mode	Freq(MHz)	Max Gain(dBi)	Min Gain(dBi)	Avg. Gain(dBi)	Source Polar.	Date
1	L50II	RIGHT	5850.00	1.66 / 263.00	-18.33 / 42.00	-6.40	Ver.	2006/4/10
2	L50II	RIGHT	5850.00	-0.66 / 262.00	-38.69 / 85.00	-7.08	Hor.	2006/4/10
3	L50II	RIGHT	5850.00	2.30 / 263.00	-12.04 / 49.00	-4.70	V+H	2006/4/10

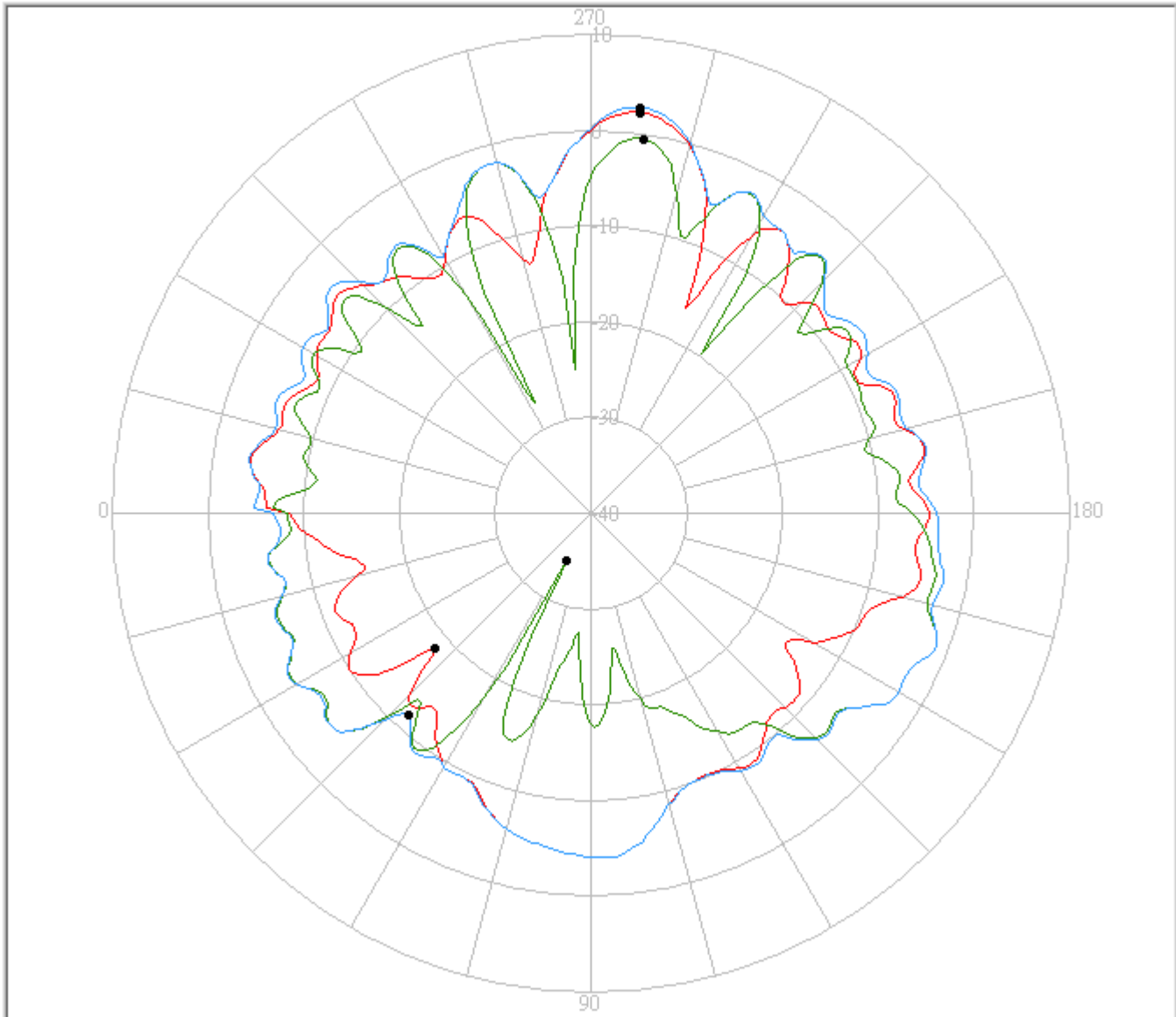
n. 5.875GHz



FAVORTRON Co. Ltd

Antenna Pattern Measurement

4F, No. 108-1, Min Chuan Rd., Hsin-Tien City, Taipei, Taiwan, R.O.C. Tel:886-2-2218-2189,
Fax:886-2-2218-5760



Pattern	Model No.	Test Mode	Freq(MHz)	Max Gain(dBi)	Min Gain(dBi)	Avg. Gain(dBi)	Source Polar.	Date
1	L50II	RIGHT	5875.00	2.13 / 263.00	-18.40 / 41.00	-6.28	Ver.	2006/4/10
2	L50II	RIGHT	5875.00	-0.54 / 262.00	-34.43 / 62.00	-6.88	Hor.	2006/4/10
3	L50II	RIGHT	5875.00	2.69 / 263.00	-11.57 / 48.00	-4.54	V+H	2006/4/10