

DATE : 2006/04/10

CUSTOMER : UNIWILL CORP.

# APPROVAL SHEET

<b>MODEL</b>	L41
<b>DESCRIPTION</b>	PIFA For Wireless LAN Antenna 2.4~2.5GHZ /4.9~5.875GHZ PCB For GPRS Antenna 800~900MHZ/1.7~1.9GHZ
<b>SUPPLIER P/N</b>	-----
<b>CUSTOMER P/N</b>	-----
<b>FILE P/N</b>	

FAVORTRON			CUSTOMER	
<b>Manager</b>	<b>Supervisor</b>	<b>Engineer</b>		
Nick	James	Vincent		

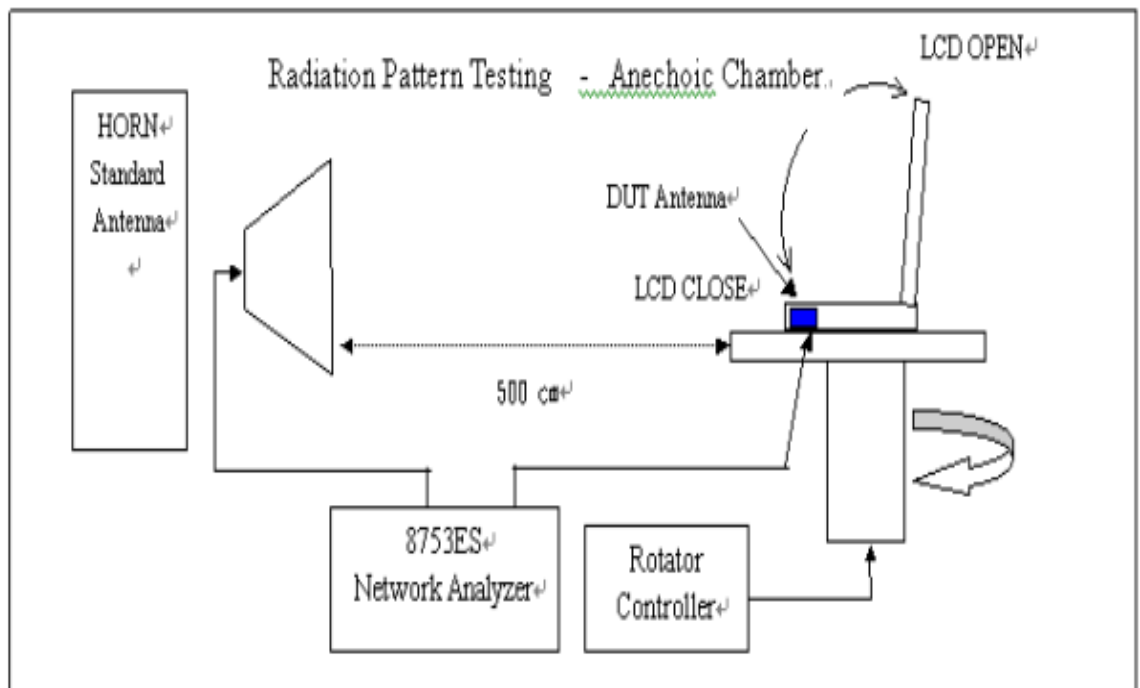


**惠寶電子股份有限公司**  
**FAVORTRON CO., LTD**

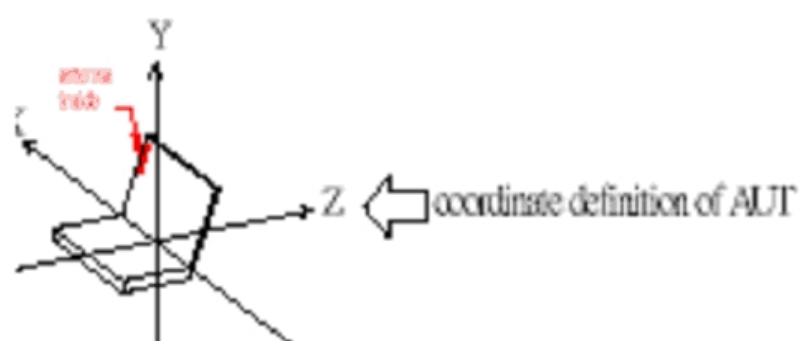
台北縣新店市民權路 108-1 號 4F  
4F, No. 108-1, Minchziuan Rd., SHzindian City,  
Taipei HZsien 231, Taiwan. R.O.C

TEL: (02) 2218-2189  
FAX: (02) 2218-5420  
URL: [www.fvc.com.tw](http://www.fvc.com.tw)

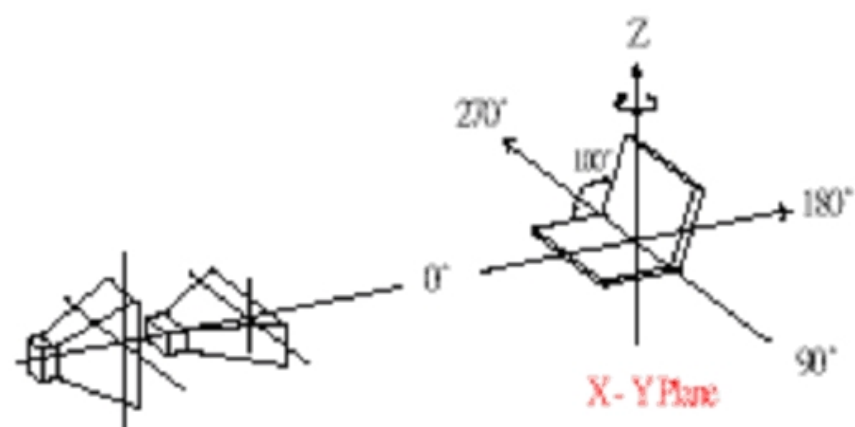
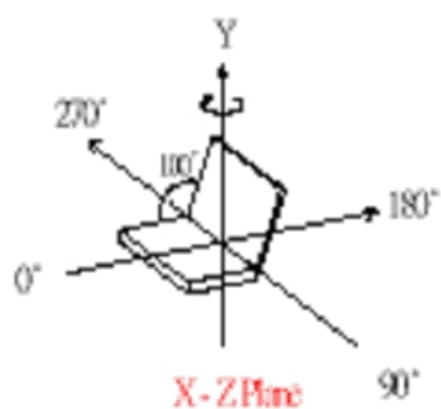
## 天線測試方法



## Coordinate Definition

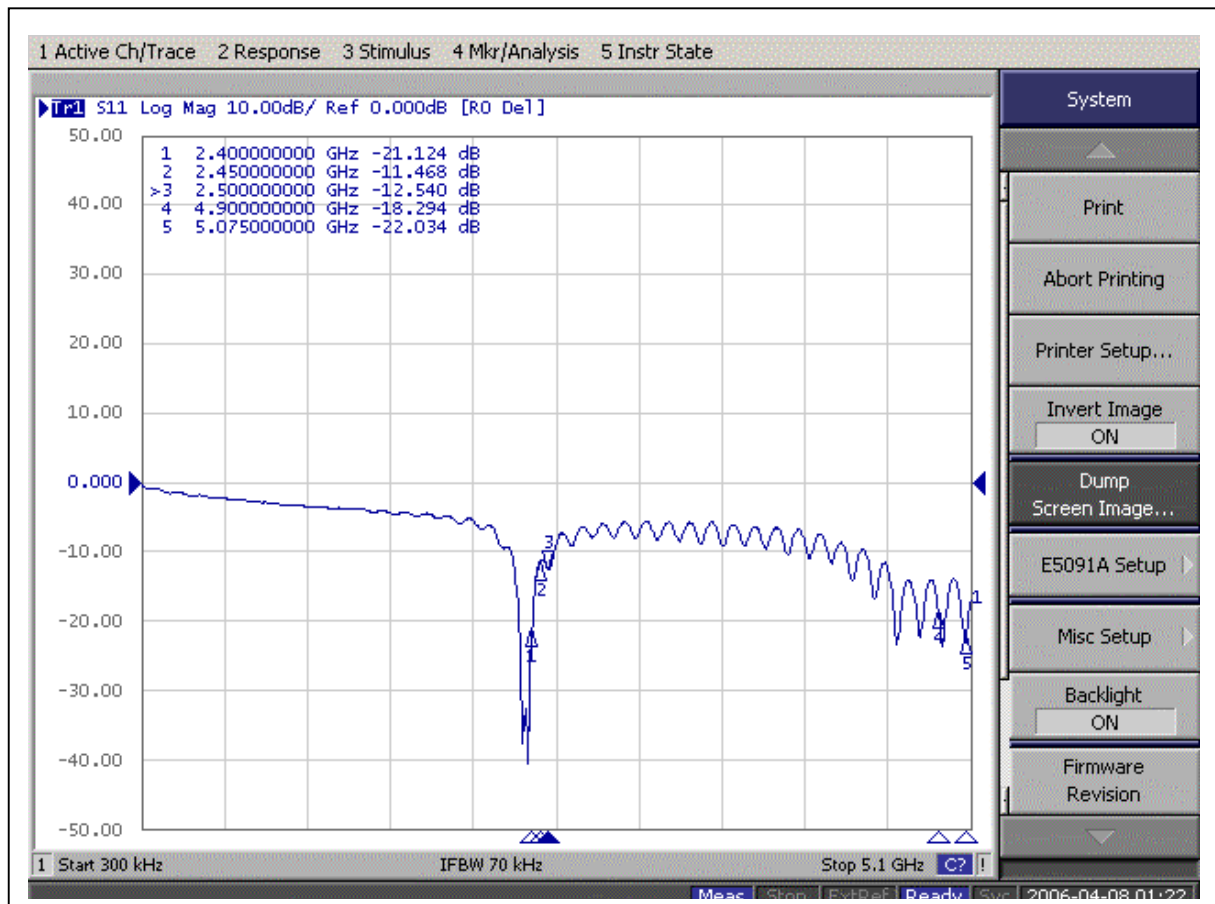


### KORN ANTIENNA

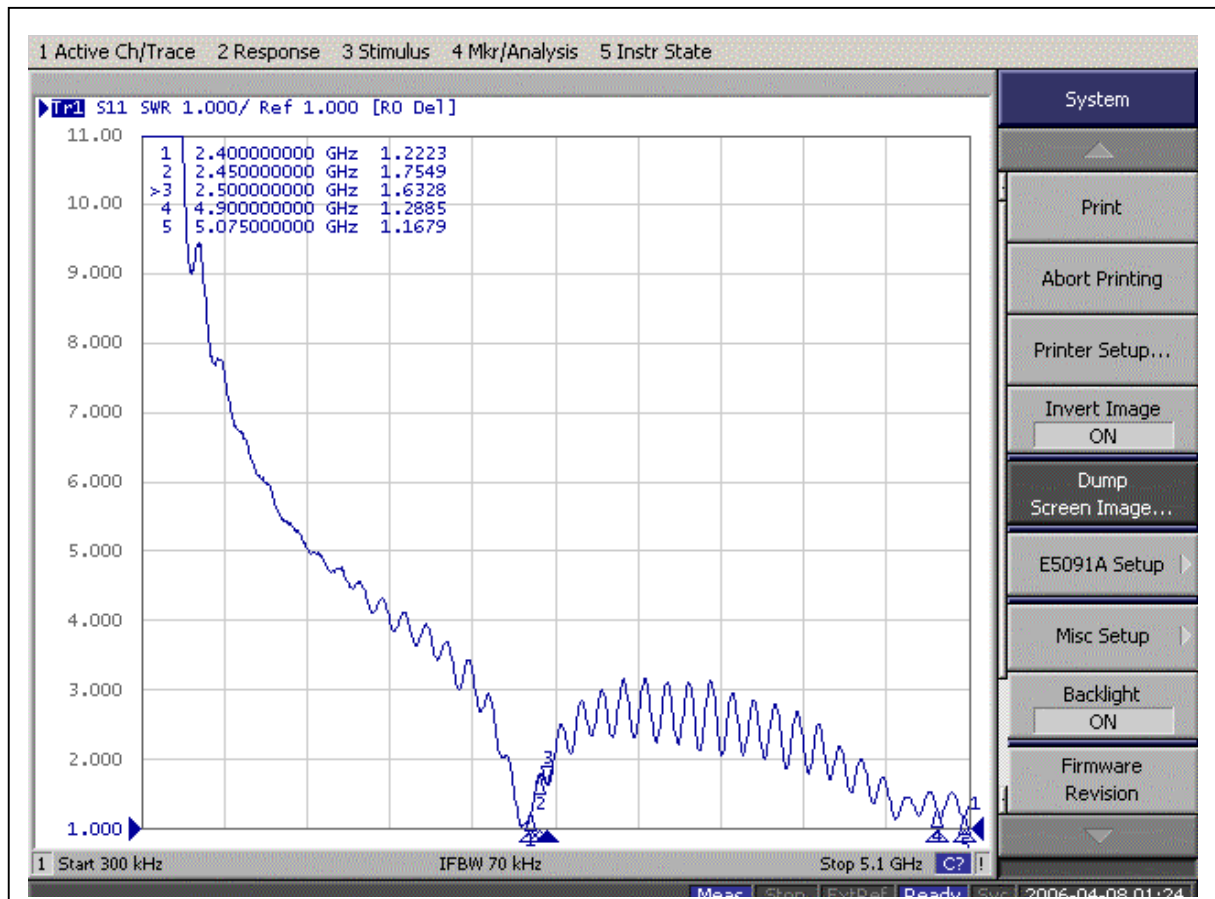


## 2. WLAN Ant./ ( LEFT)

### 2.4~2.5GHZ / Return Loss

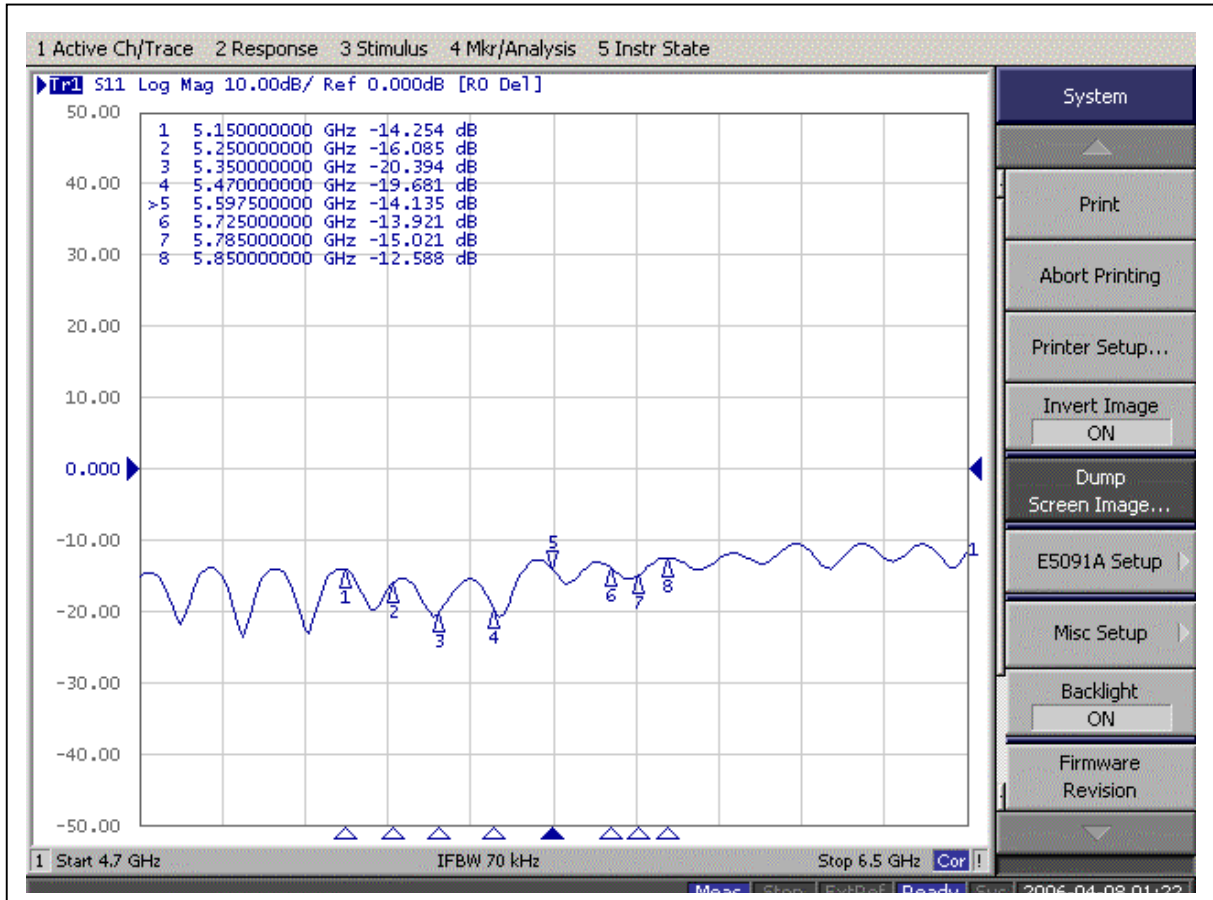


### 2.4~2.5GHZ / VSWR

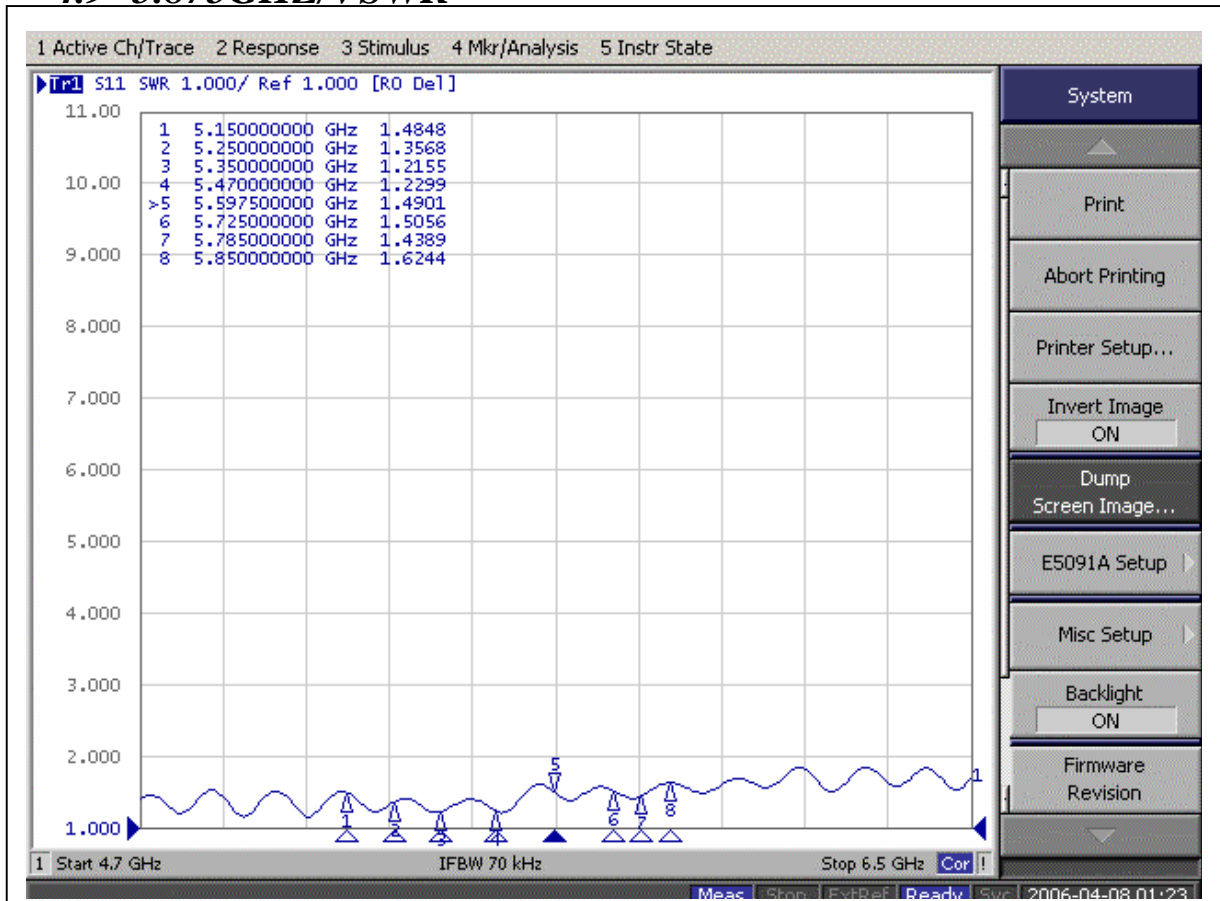


# WLAN Ant./ ( LEFT)

## 4.9~5.875GHZ/Return Loss

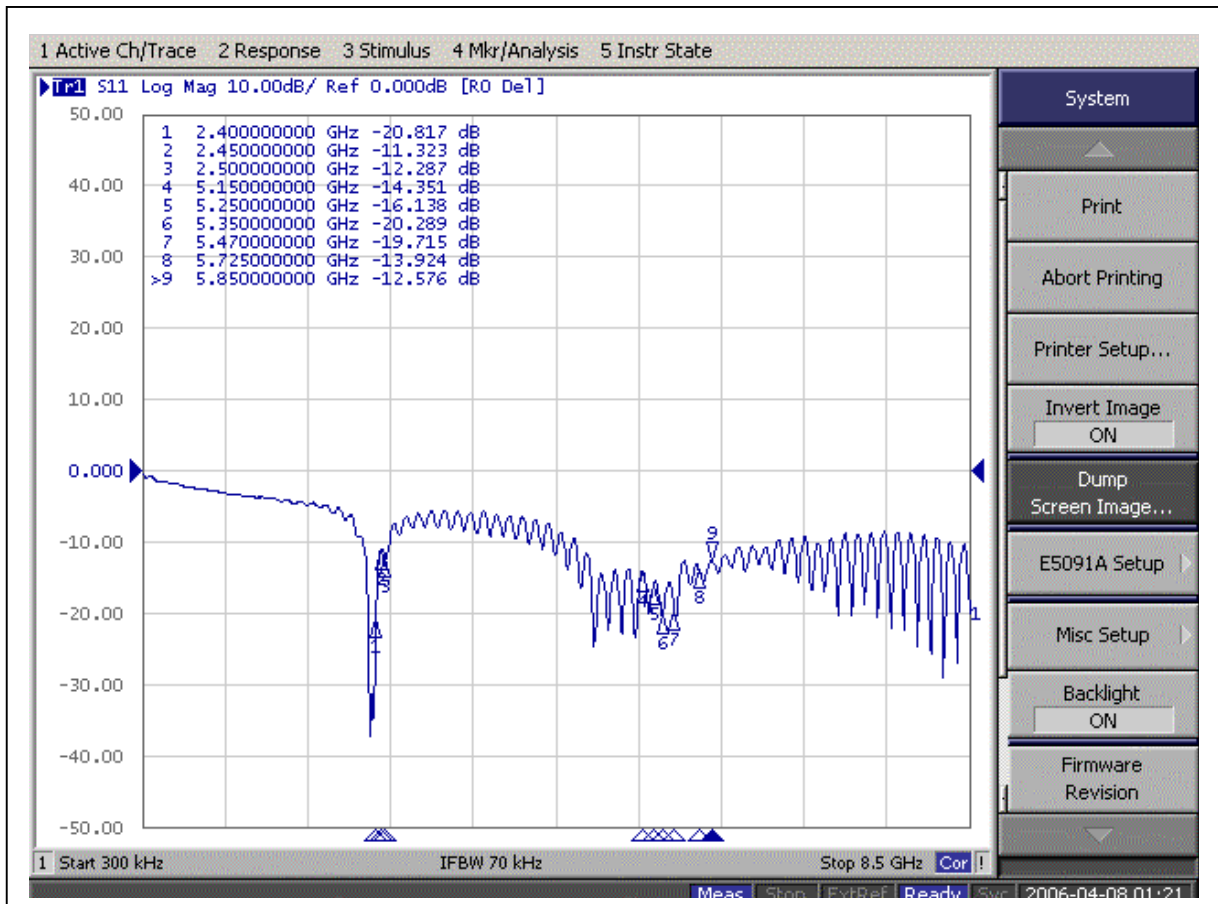


## 4.9~5.875GHZ/VSWR

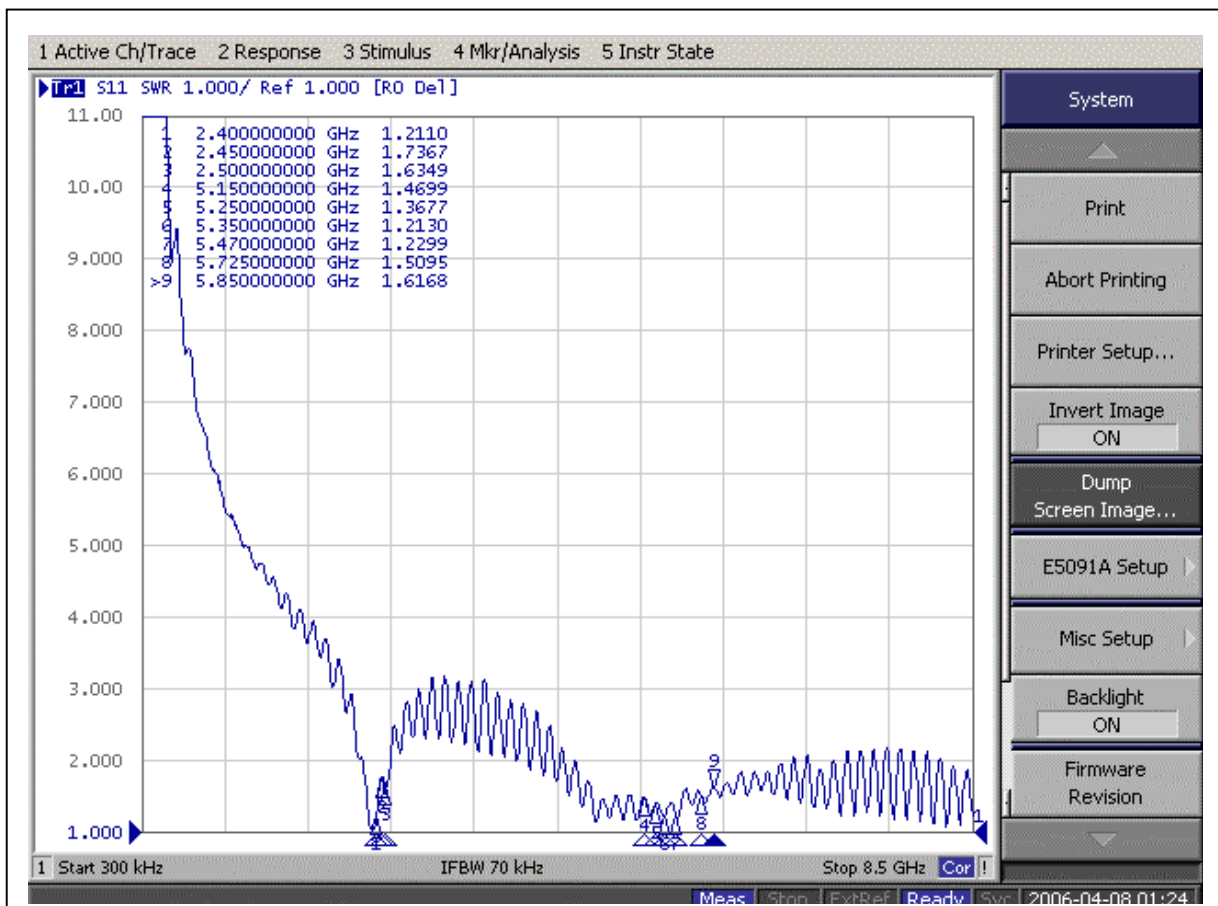


# WLAN Ant./ ( LEFT)

## 2.4~2.5GHZ & 5.15~5.875GHZ / Return Loss



## 2.4~2.5GHZ & 5.15~5.875GHZ/VSWR



### 3. Gain & Pattern –LEFT

#### a. 2.4GHz



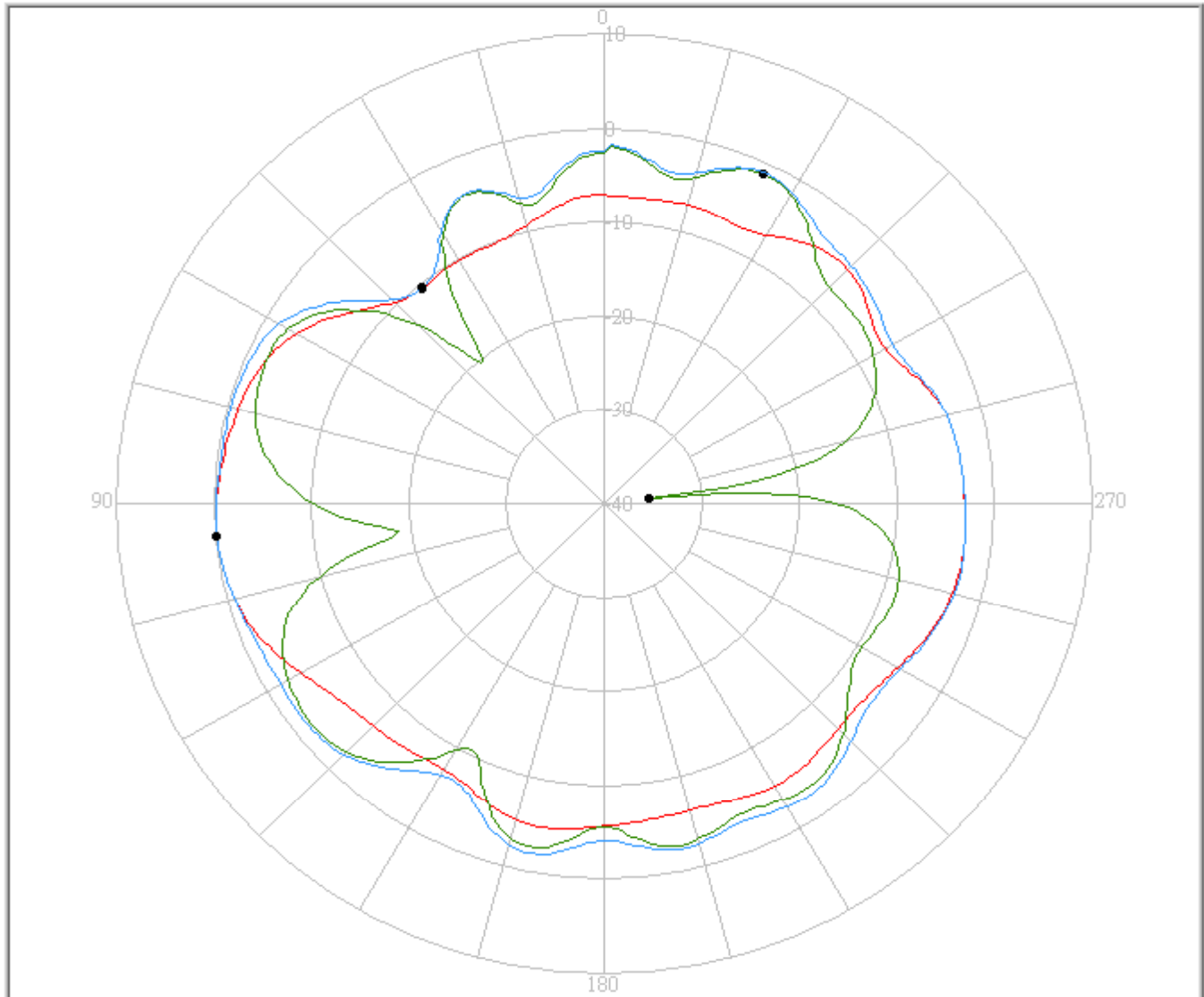
Service for Customer Satisfaction

**FAVORTRON**

**FAVORTRON Co. Ltd**

**Antenna Pattern Measurement**

4F, No. 108-1, Min Chuan Rd., Hsin-Tien City, Taipei, Taiwan, R.O.C. Tel:886-2-2218-2189,  
Fax:886-2-2218-5760



Pattern	Model No.	Test Mode	Freq(MHz)	Max Gain(dBi)	Min Gain(dBi)	Avg. Gain(dBi)	Source Polar.	Date
1	L41	LEFT	2400.00	-0.19 / 95.00	-10.44 / 39.00	-4.60	Ver.	2006/3/28
2	L41	LEFT	2400.00	-1.21 / 335.00	-35.37 / 277.00	-5.23	Hor.	2006/3/28
3	L41	LEFT	2400.00	-0.19 / 95.00	-10.41 / 39.00	-2.99	V+H	2006/3/28

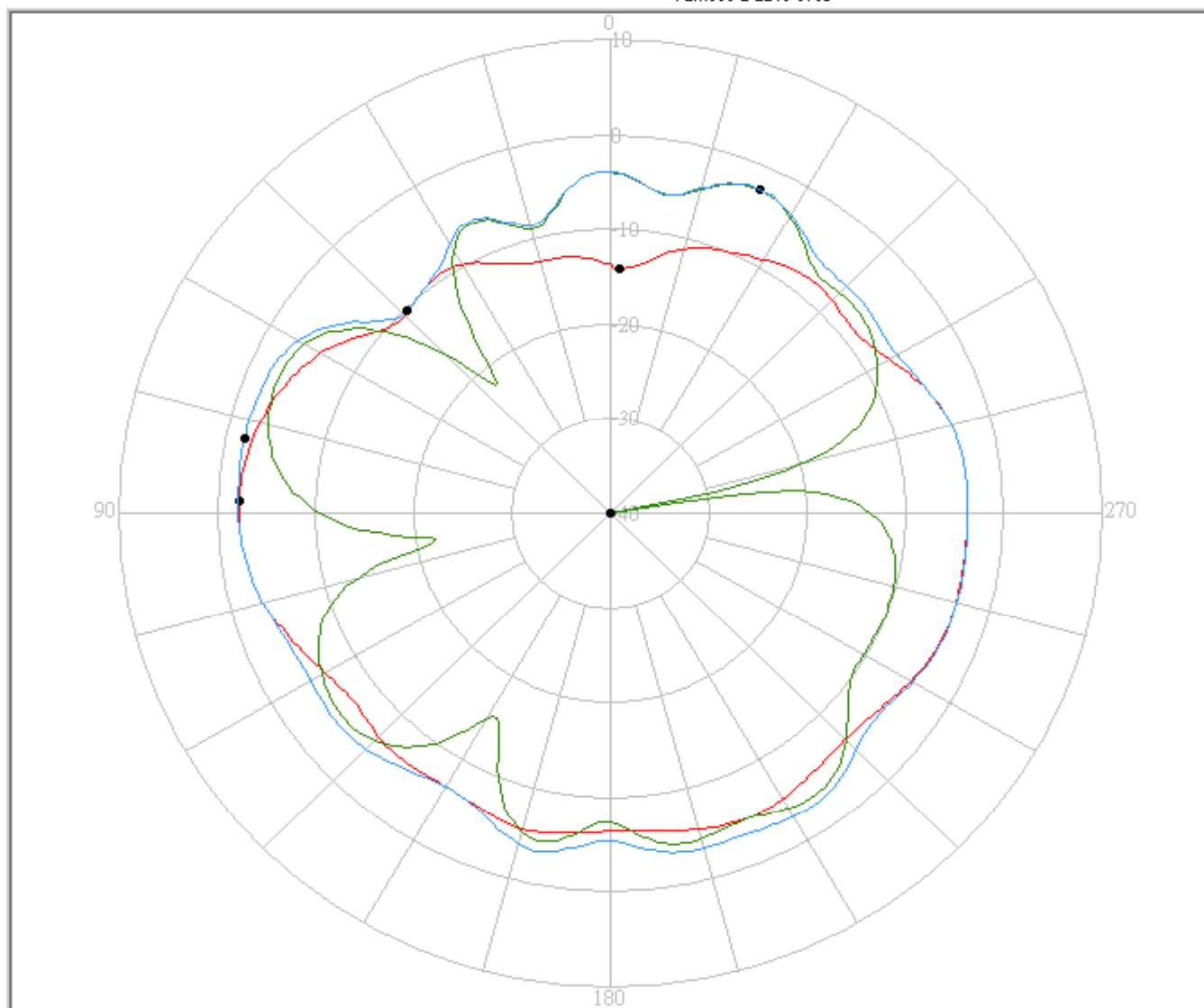
## b. 2.45GHz



# FAVORTRON Co. Ltd

## Antenna Pattern Measurement

4F, No. 108-1, Min Chuan Rd., Hsin-Tien City, Taipei, Taiwan, R.O.C. Tel:886-2-2218-2189,  
Fax:886-2-2218-5760



Pattern	Model No.	Test Mode	Freq(MHz)	Max Gain(dBi)	Min Gain(dBi)	Avg. Gain(dBi)	Source Polar.	Date
1	L41	LEFT	2450.00	-2.19 / 88.00	-14.09 / 358.00	-5.87	Ver.	2006/3/28
2	L41	LEFT	2450.00	-2.55 / 336.00	-45.64 / 281.00	-6.81	Hor.	2006/3/28
3	L41	LEFT	2450.00	-1.94 / 78.00	-10.26 / 44.00	-4.36	V+H	2006/3/28



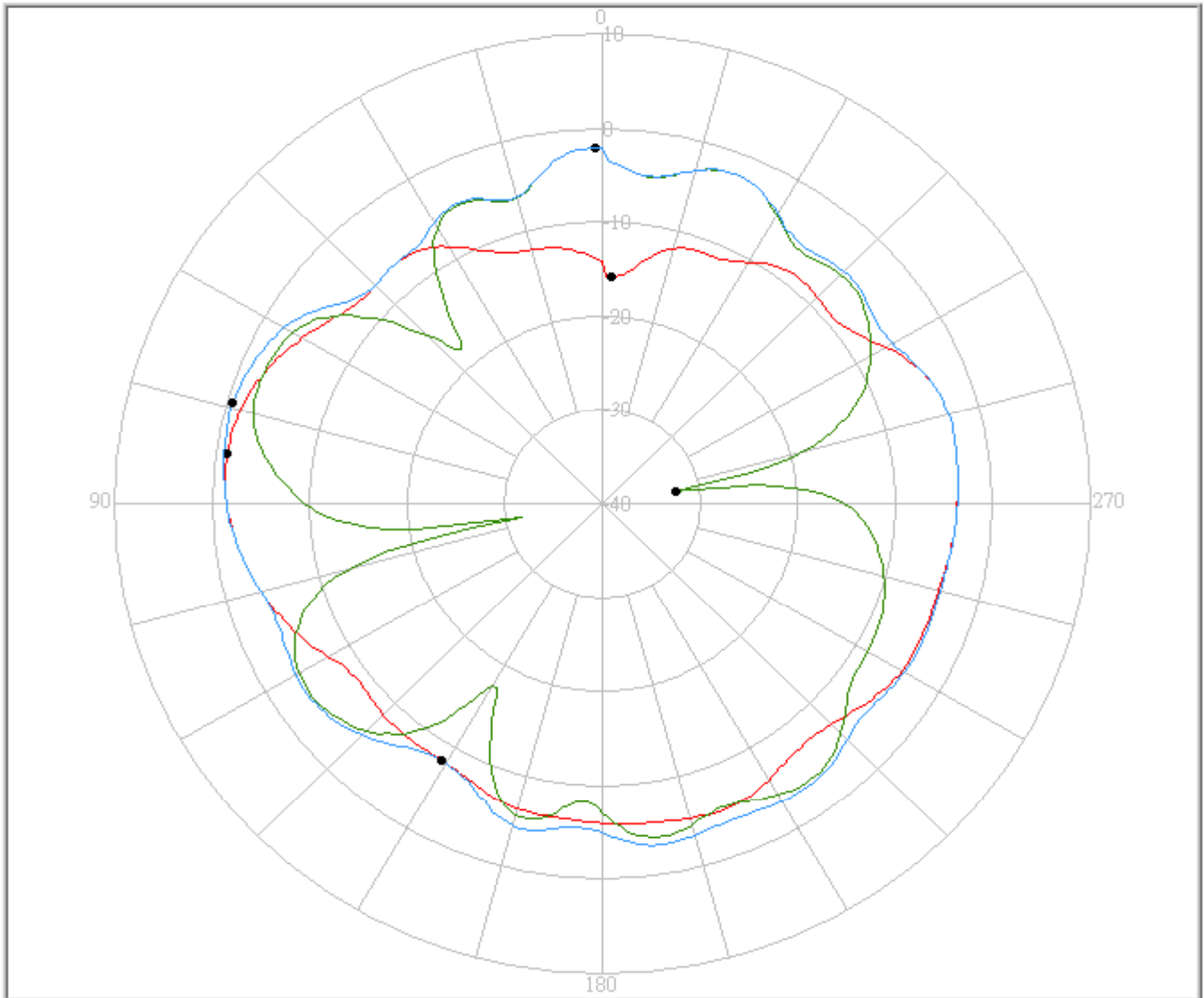
c. 2.5GHz



# FAVORTRON Co. Ltd

## Antenna Pattern Measurement

4F, No. 108-1, Min Chuan Rd., Hsin-Tien City, Taipei, Taiwan, R.O.C. Tel:886-2-2218-2189,  
Fax:886-2-2218-5760



Pattern	Model No.	Test Mode	Freq(MHz)	Max Gain(dBi)	Min Gain(dBi)	Avg. Gain(dBi)	Source Polar.	Date
1	L41	LEFT	2500.00	-1.19 / 82.00	-15.84 / 358.00	-5.71	Ver.	2006/3/28
2	L41	LEFT	2500.00	-2.06 / 1.00	-32.36 / 280.00	-6.14	Hor.	2006/3/28
3	L41	LEFT	2500.00	-0.64 / 74.00	-8.11 / 149.00	-3.92	V+H	2006/3/28

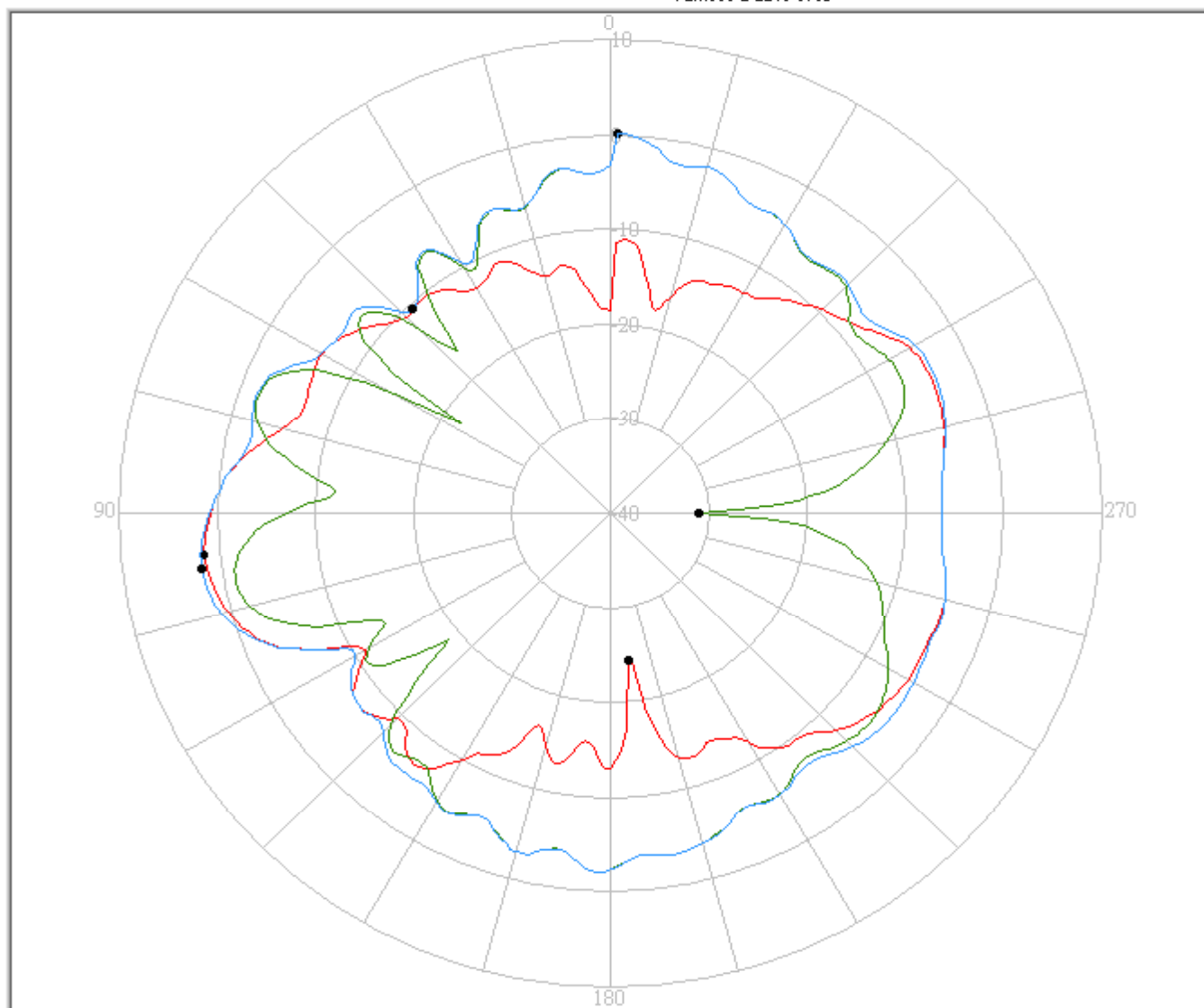
## d. 4.9GHz



# FAVORTRON Co. Ltd

## Antenna Pattern Measurement

4F, No. 108-1, Min Chuan Rd., Hsin-Tien City, Taipei, Taiwan, R.O.C. Tel:886-2-2218-2189,  
Fax:886-2-2218-5760



Pattern	Model No.	Test Mode	Freq(MHz)	Max Gain(dBi)	Min Gain(dBi)	Avg. Gain(dBi)	Source Polar.	Date
1	L41	LEFT	4900.00	1.54 / 96.00	-24.34 / 187.00	-6.43	Ver.	2006/3/28
2	L41	LEFT	4900.00	0.06 / 359.00	-31.02 / 270.00	-5.67	Hor.	2006/3/28
3	L41	LEFT	4900.00	1.98 / 98.00	-10.47 / 43.00	-3.87	V+H	2006/3/28

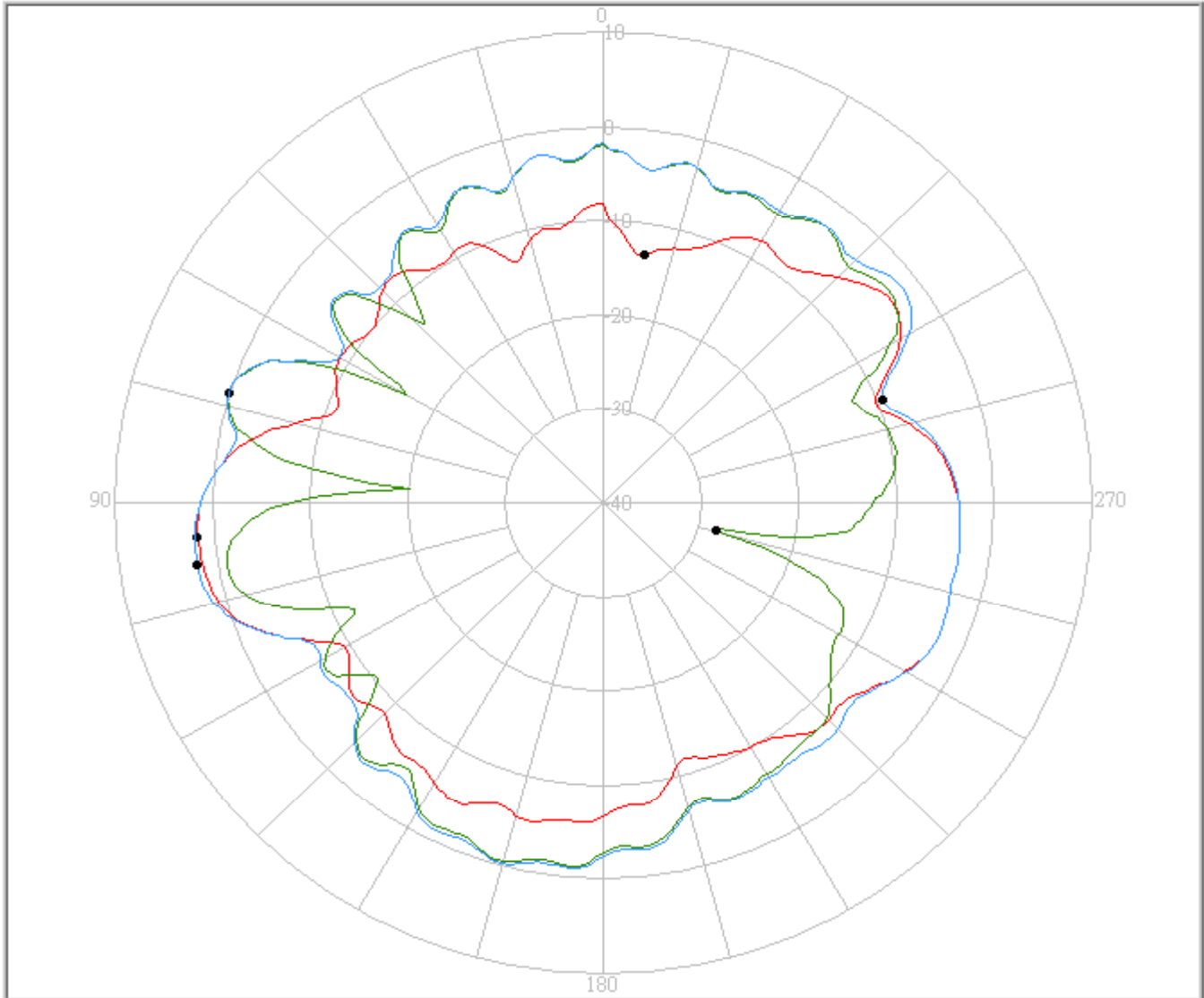
e. 5.075GHz



# FAVORTRON Co. Ltd

## Antenna Pattern Measurement

4F, No. 108-1, Min Chuan Rd., Hsin-Tien City, Taipei, Taiwan, R.O.C. Tel:886-2-2218-2189, Fax:886-2-2218-5760



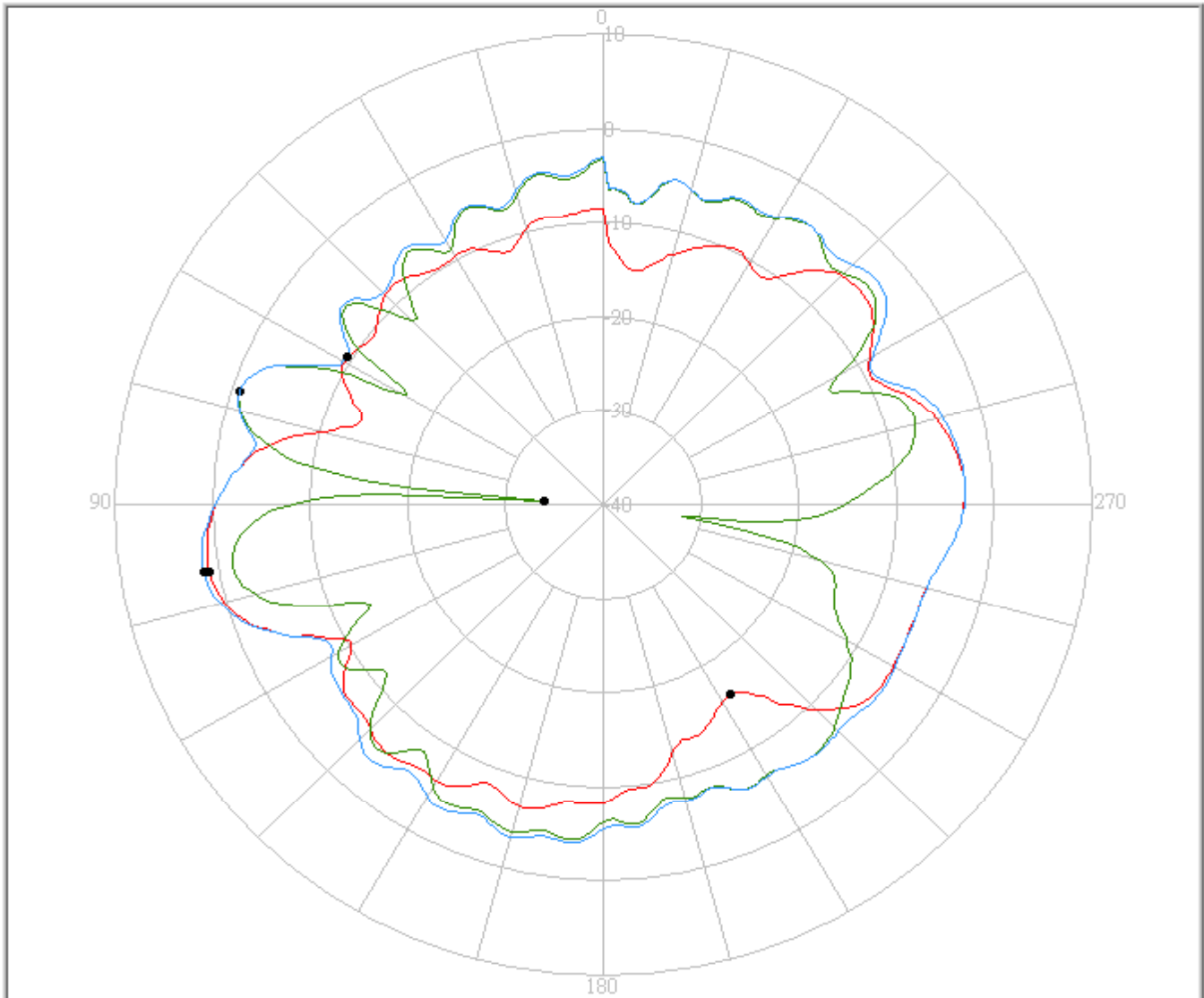
Pattern	Model No.	Test Mode	Freq(MHz)	Max Gain(dBi)	Min Gain(dBi)	Avg. Gain(dBi)	Source Polar.	Date
1	L41	LEFT	5075.00	1.66 / 95.00	-13.31 / 351.00	-5.45	Ver.	2006/3/28
2	L41	LEFT	5075.00	0.03 / 73.00	-28.15 / 256.00	-4.84	Hor.	2006/3/28
3	L41	LEFT	5075.00	2.08 / 99.00	-9.36 / 291.00	-3.09	V+H	2006/3/28

# f. 5.15GHz



## FAVORTRON Co. Ltd Antenna Pattern Measurement

4F, No. 108-1, Min Chuan Rd., Hsin-Tien City, Taipei, Taiwan, R.O.C. Tel:886-2-2218-2189,  
Fax:886-2-2218-5760



Pattern	Model No.	Test Mode	Freq(MHz)	Max Gain(dBi)	Min Gain(dBi)	Avg. Gain(dBi)	Source Polar.	Date
1	L41	LEFT	5150.00	0.94 / 100.00	-16.02 / 213.00	-6.28	Ver.	2006/3/28
2	L41	LEFT	5150.00	-0.90 / 72.00	-33.97 / 86.00	-6.35	Hor.	2006/3/28
3	L41	LEFT	5150.00	1.54 / 100.00	-9.41 / 59.00	-4.33	V+H	2006/3/28

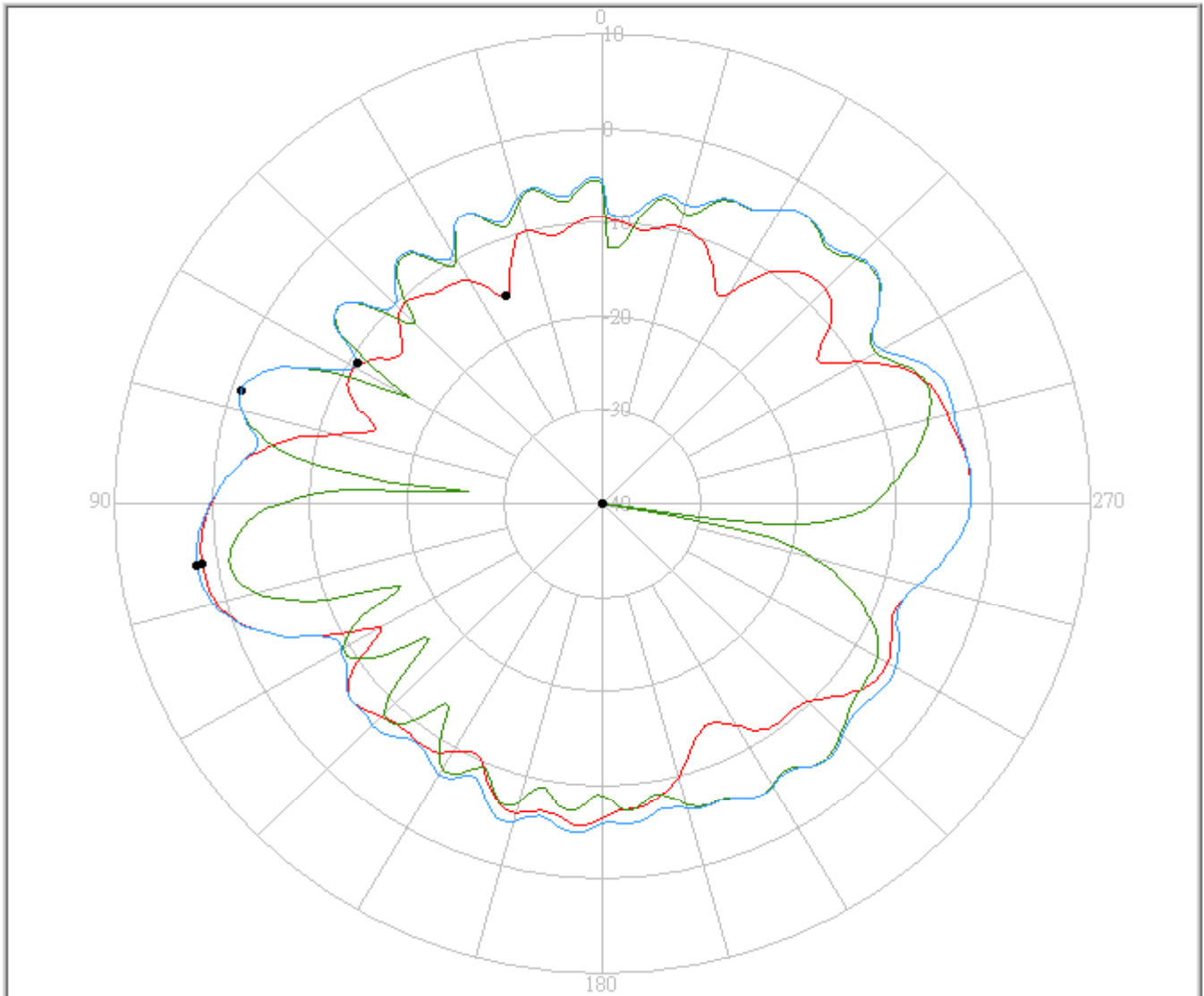
g. 5.25GHz



# FAVORTRON Co. Ltd

## Antenna Pattern Measurement

4F, No. 108-1, Min Chuan Rd., Hsin-Tien City, Taipei, Taiwan, R.O.C. Tel:886-2-2218-2189,  
Fax:886-2-2218-5760



Pattern	Model No.	Test Mode	Freq(MHz)	Max Gain(dBi)	Min Gain(dBi)	Avg. Gain(dBi)	Source Polar.	Date
1	L41	LEFT	5250.00	1.56 / 99.00	-15.83 / 24.00	-6.25	Ver.	2006/3/28
2	L41	LEFT	5250.00	-1.02 / 72.00	-46.94 / 261.00	-6.57	Hor.	2006/3/28
3	L41	LEFT	5250.00	2.07 / 99.00	-10.72 / 59.00	-4.38	V+H	2006/3/28

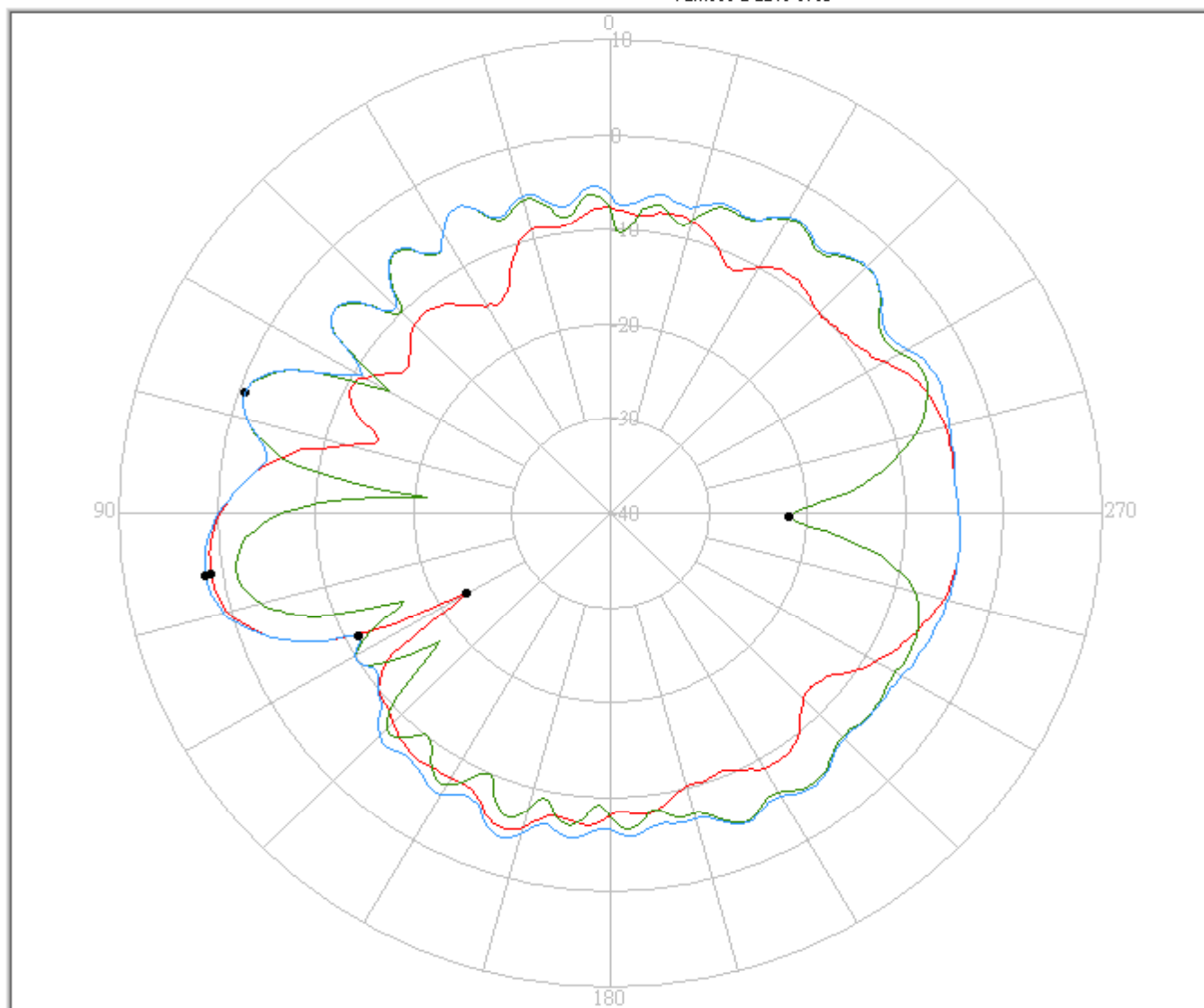
## h. 5.35GHz



# FAVORTRON Co. Ltd

## Antenna Pattern Measurement

4F, No. 108-1, Min Chuan Rd., Hsin-Tien City, Taipei, Taiwan, R.O.C. Tel:886-2-2218-2189,  
Fax:886-2-2218-5760



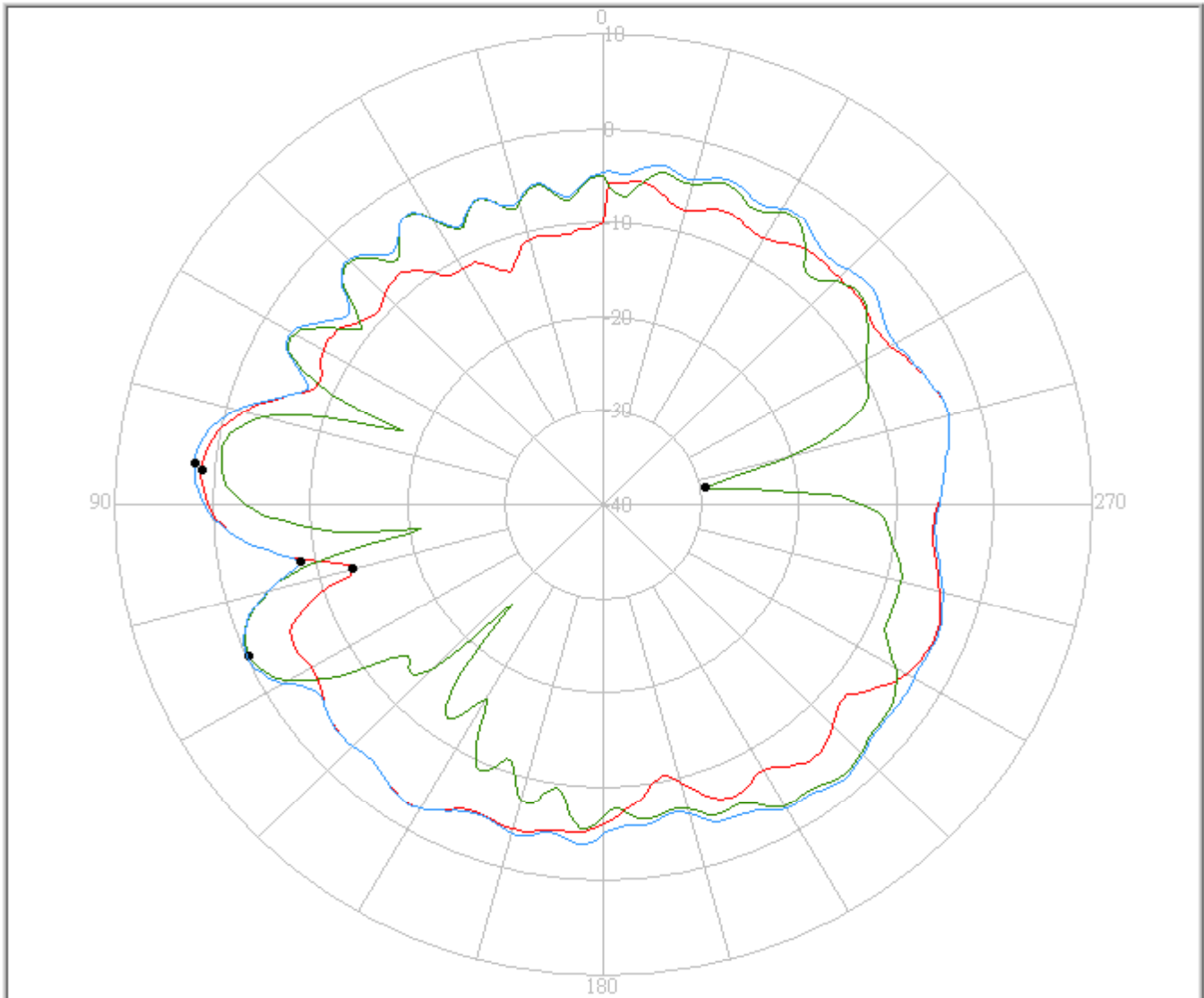
Pattern	Model No.	Test Mode	Freq(MHz)	Max Gain(dBi)	Min Gain(dBi)	Avg. Gain(dBi)	Source Polar.	Date
1	L41	LEFT	5350.00	1.09 / 99.00	-23.16 / 120.00	-6.67	Ver.	2006/3/28
2	L41	LEFT	5350.00	-0.69 / 71.00	-21.78 / 269.00	-6.30	Hor.	2006/3/28
3	L41	LEFT	5350.00	1.67 / 99.00	-11.18 / 117.00	-4.51	V+H	2006/3/28

# i. 5.47GHz



## FAVORTRON Co. Ltd Antenna Pattern Measurement

4F, No. 108-1, Min Chuan Rd., Hsin-Tien City, Taipei, Taiwan, R.O.C. Tel:886-2-2218-2189,  
Fax:886-2-2218-5760



Pattern	Model No.	Test Mode	Freq(MHz)	Max Gain(dBi)	Min Gain(dBi)	Avg. Gain(dBi)	Source Polar.	Date
1	L41	LEFT	5470.00	1.27 / 85.00	-13.50 / 105.00	-5.21	Ver.	2006/3/28
2	L41	LEFT	5470.00	-0.35 / 114.00	-29.31 / 280.00	-5.71	Hor.	2006/3/28
3	L41	LEFT	5470.00	2.00 / 84.00	-8.50 / 101.00	-3.53	V+H	2006/3/28

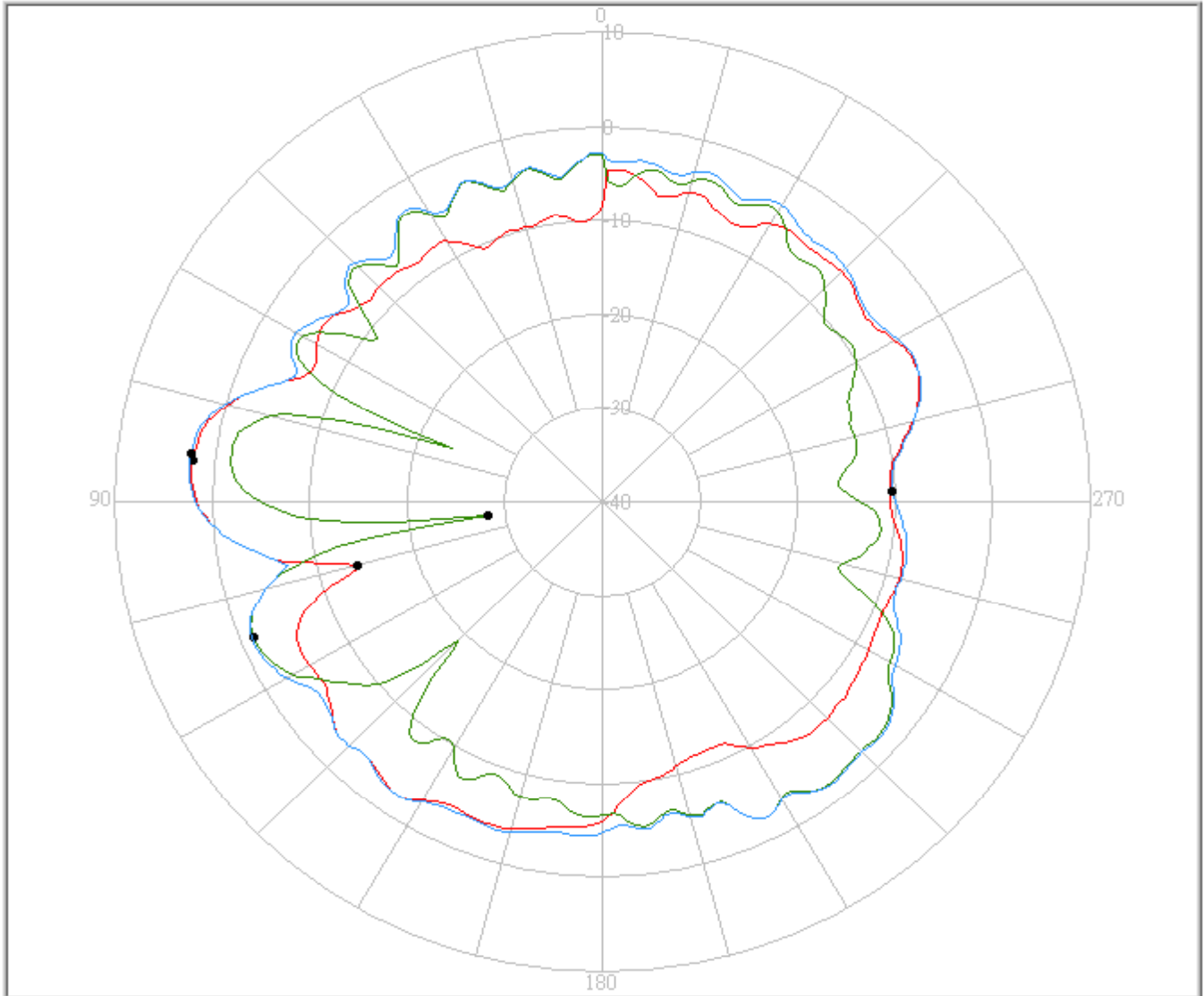
j. 5.597GHz



# FAVORTRON Co. Ltd

## Antenna Pattern Measurement

4F, No. 108-1, Min Chuan Rd., Hsin-Tien City, Taipei, Taiwan, R.O.C. Tel:886-2-2218-2189,  
Fax:886-2-2218-5760



Pattern	Model No.	Test Mode	Freq(MHz)	Max Gain(dBi)	Min Gain(dBi)	Avg. Gain(dBi)	Source Polar.	Date
1	L41	LEFT	5597.50	2.21 / 84.00	-13.99 / 105.00	-5.32	Ver.	2006/3/28
2	L41	LEFT	5597.50	-1.45 / 112.00	-28.15 / 97.00	-5.76	Hor.	2006/3/28
3	L41	LEFT	5597.50	2.53 / 83.00	-10.33 / 272.00	-3.57	V+H	2006/3/28



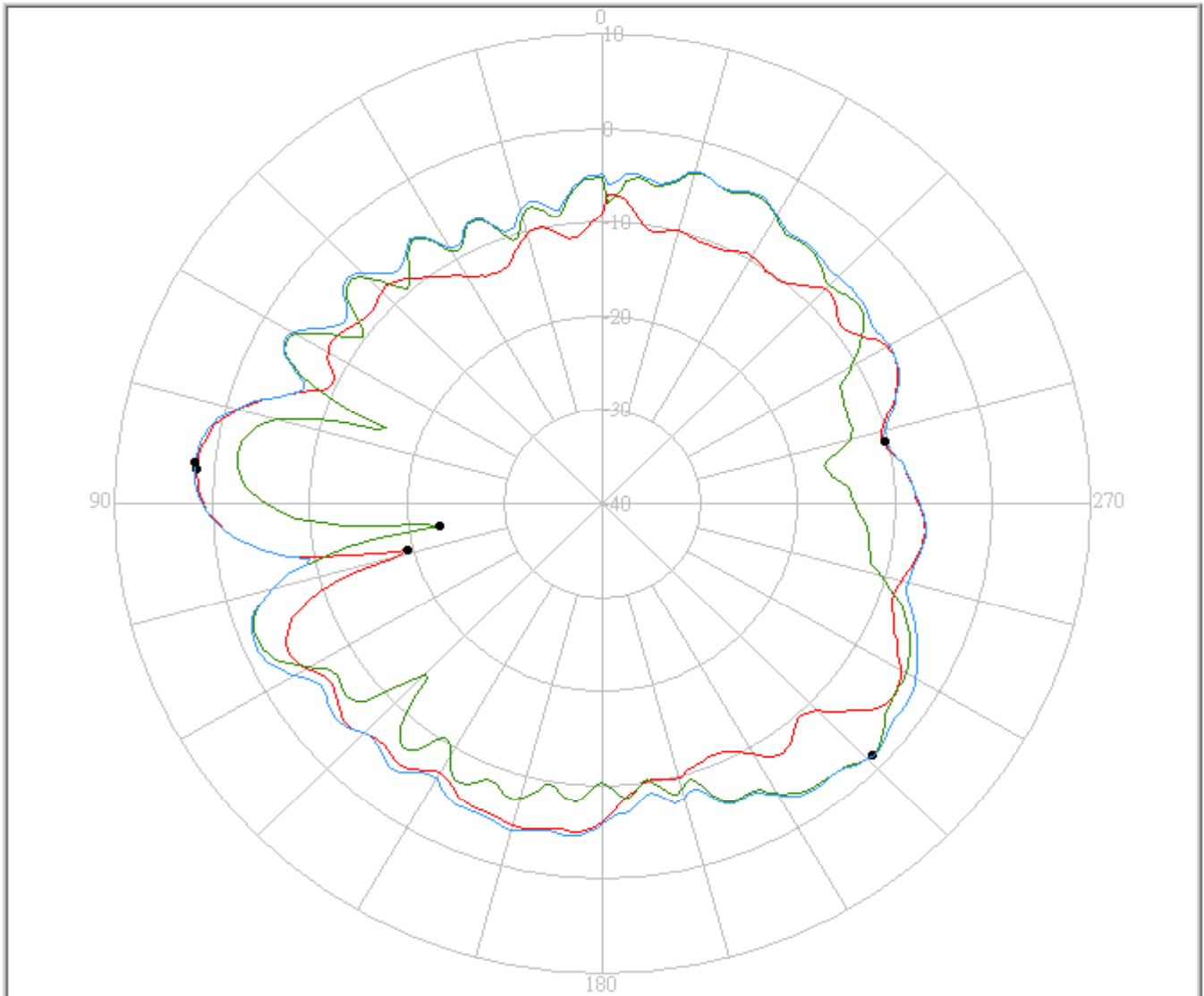
k. 5.725GHz



# FAVORTRON Co. Ltd

## Antenna Pattern Measurement

4F, No. 108-1, Min Chuan Rd., Hsin-Tien City, Taipei, Taiwan, R.O.C. Tel:886-2-2218-2189,  
Fax:886-2-2218-5760



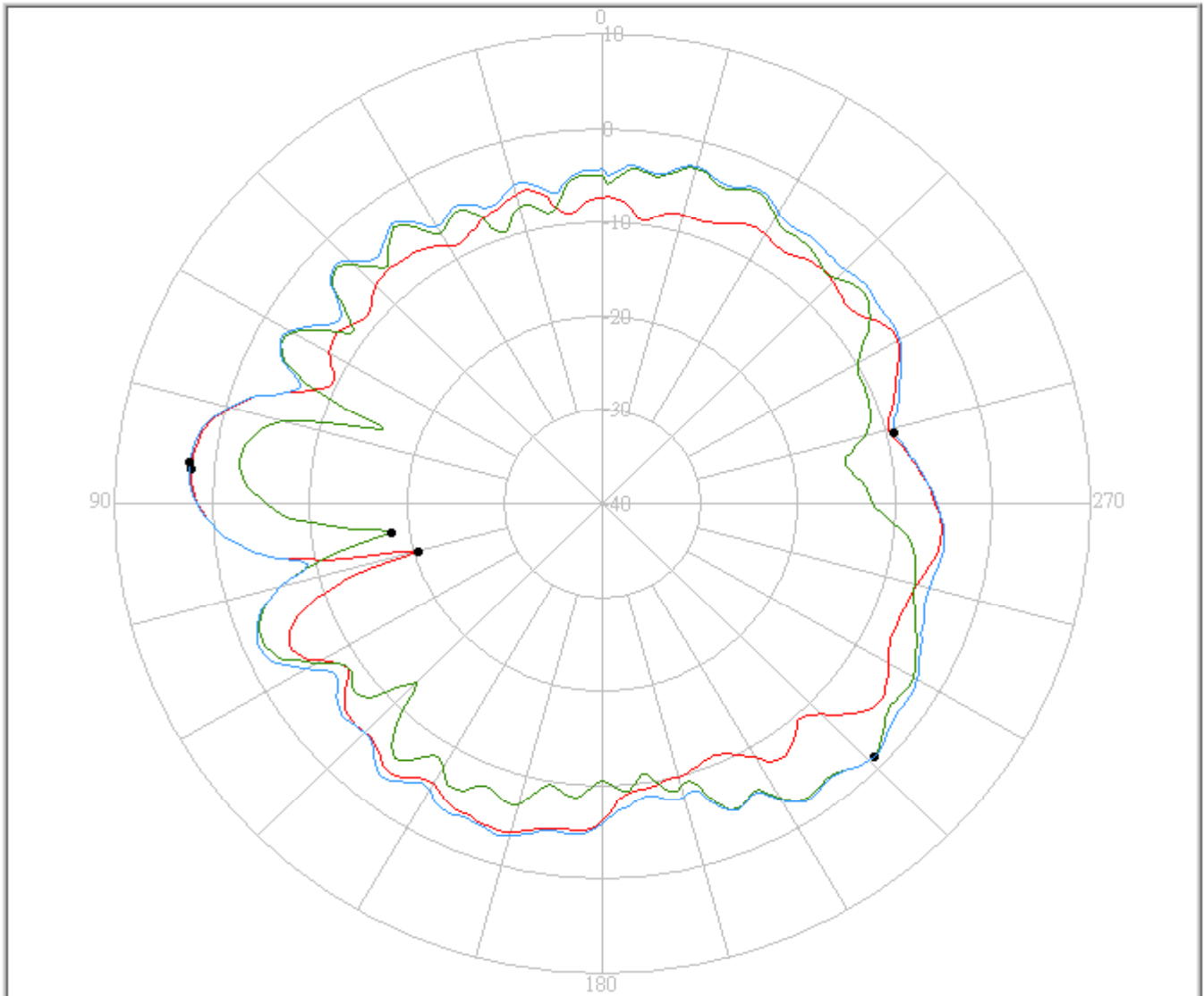
Pattern	Model No.	Test Mode	Freq(MHz)	Max Gain(dBi)	Min Gain(dBi)	Avg. Gain(dBi)	Source Polar.	Date
1	L41	LEFT	5725.00	1.70 / 85.00	-19.35 / 104.00	-6.25	Ver.	2006/3/28
2	L41	LEFT	5725.00	-1.51 / 226.00	-23.21 / 98.00	-6.29	Hor.	2006/3/28
3	L41	LEFT	5725.00	1.98 / 84.00	-10.37 / 283.00	-4.37	V+H	2006/3/28

# 1. 5.785GHz



## FAVORTRON Co. Ltd Antenna Pattern Measurement

4F, No. 108-1, Min Chuan Rd., Hsin-Tien City, Taipei, Taiwan, R.O.C. Tel:886-2-2218-2189,  
Fax:886-2-2218-5760



Pattern	Model No.	Test Mode	Freq(MHz)	Max Gain(dBi)	Min Gain(dBi)	Avg. Gain(dBi)	Source Polar.	Date
1	L41	LEFT	5785.00	2.25 / 85.00	-20.46 / 105.00	-5.48	Ver.	2006/3/28
2	L41	LEFT	5785.00	-1.36 / 226.00	-18.18 / 98.00	-5.75	Hor.	2006/3/28
3	L41	LEFT	5785.00	2.46 / 84.00	-9.20 / 284.00	-3.73	V+H	2006/3/28

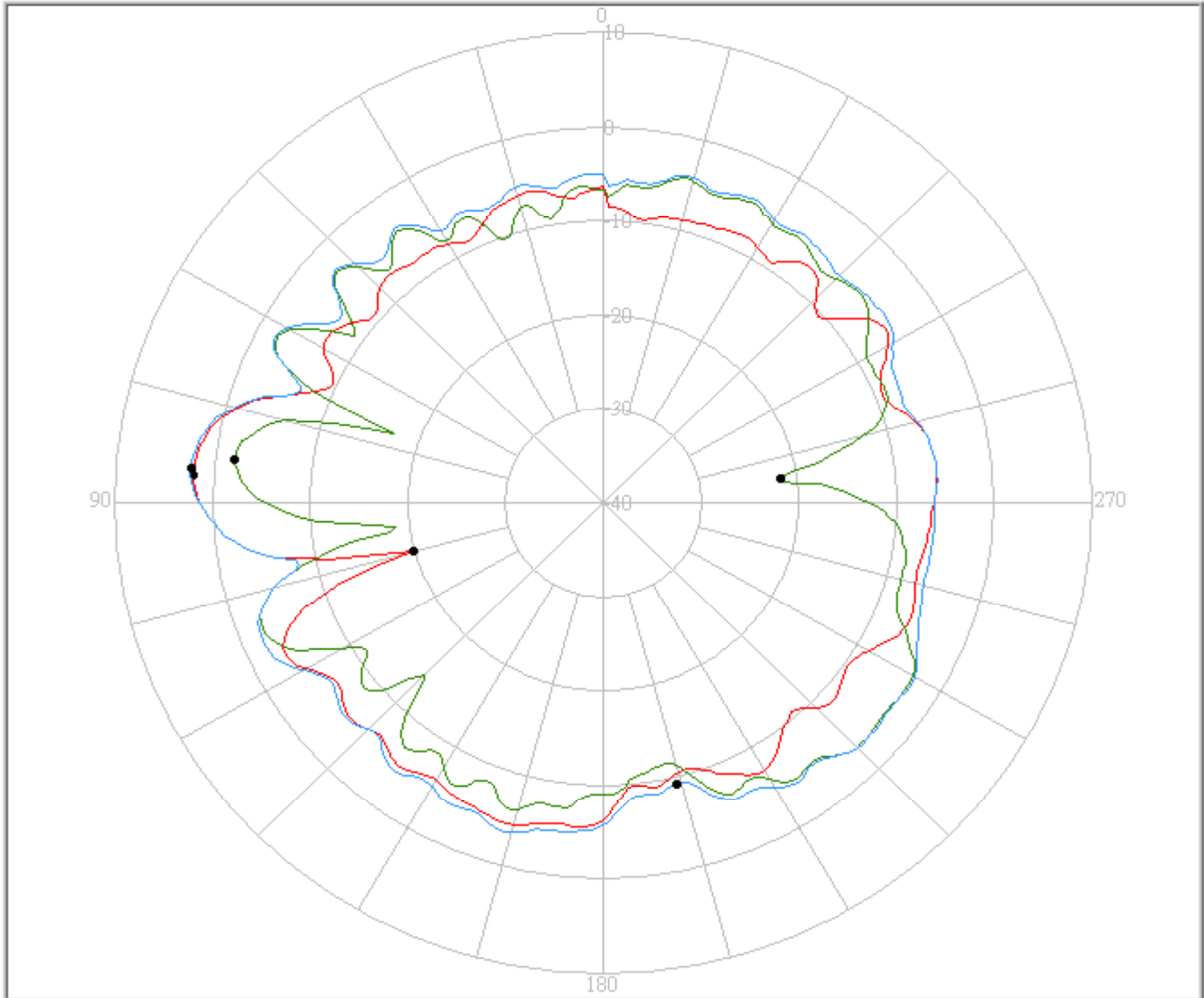
m. 5.85GHz



# FAVORTRON Co. Ltd

## Antenna Pattern Measurement

4F, No. 108-1, Min Chuan Rd., Hsin-Tien City, Taipei, Taiwan, R.O.C. Tel:886-2-2218-2189,  
Fax:886-2-2218-5760



Pattern	Model No.	Test Mode	Freq(MHz)	Max Gain(dBi)	Min Gain(dBi)	Avg. Gain(dBi)	Source Polar.	Date
1	L41	LEFT	5850.00	2.10 / 86.00	-19.91 / 105.00	-5.86	Ver.	2006/3/28
2	L41	LEFT	5850.00	-2.04 / 83.00	-21.73 / 278.00	-6.44	Hor.	2006/3/28
3	L41	LEFT	5850.00	2.35 / 85.00	-9.29 / 194.00	-4.26	V+H	2006/3/28

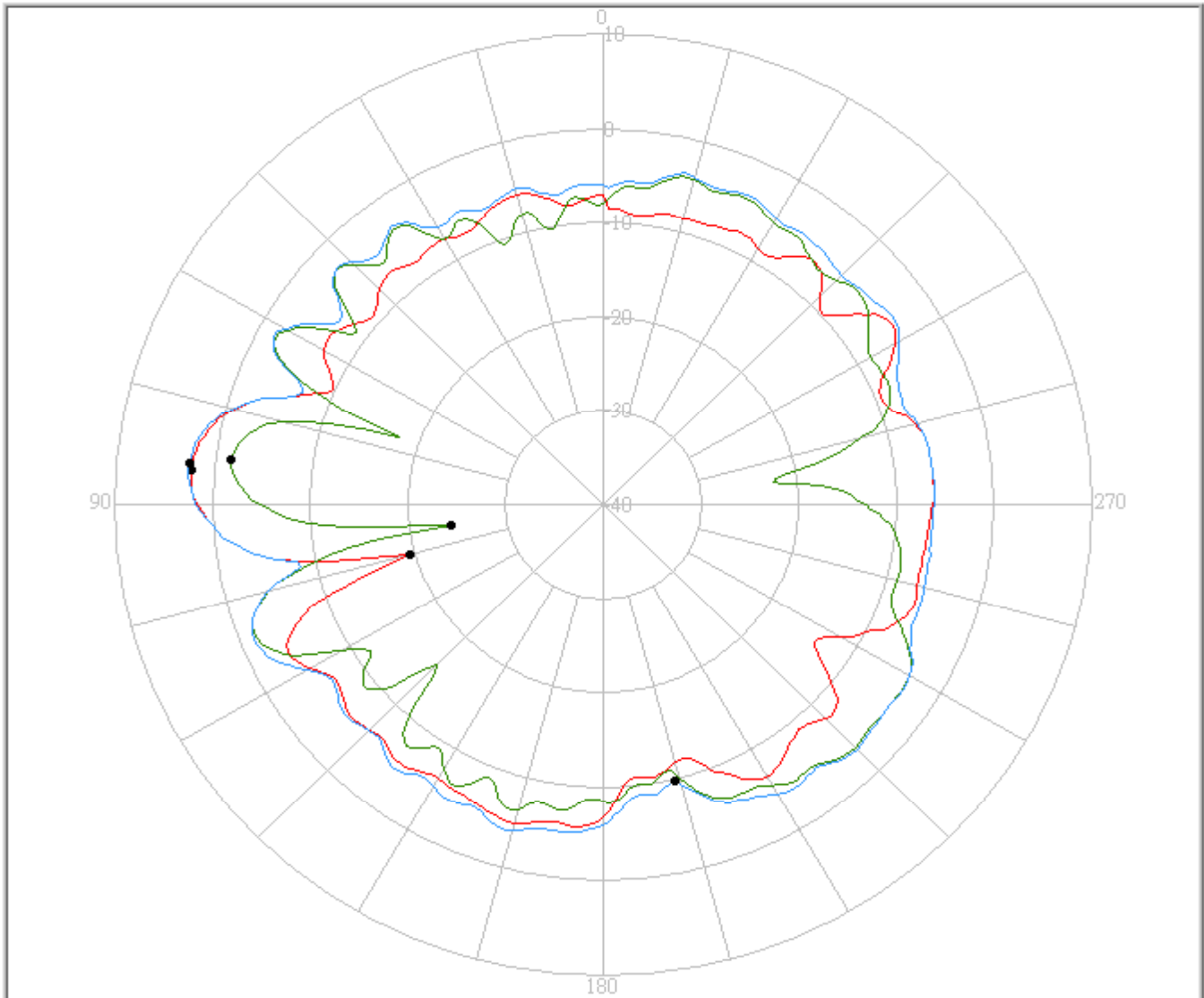
n. 5.875GHz



# FAVORTRON Co. Ltd

## Antenna Pattern Measurement

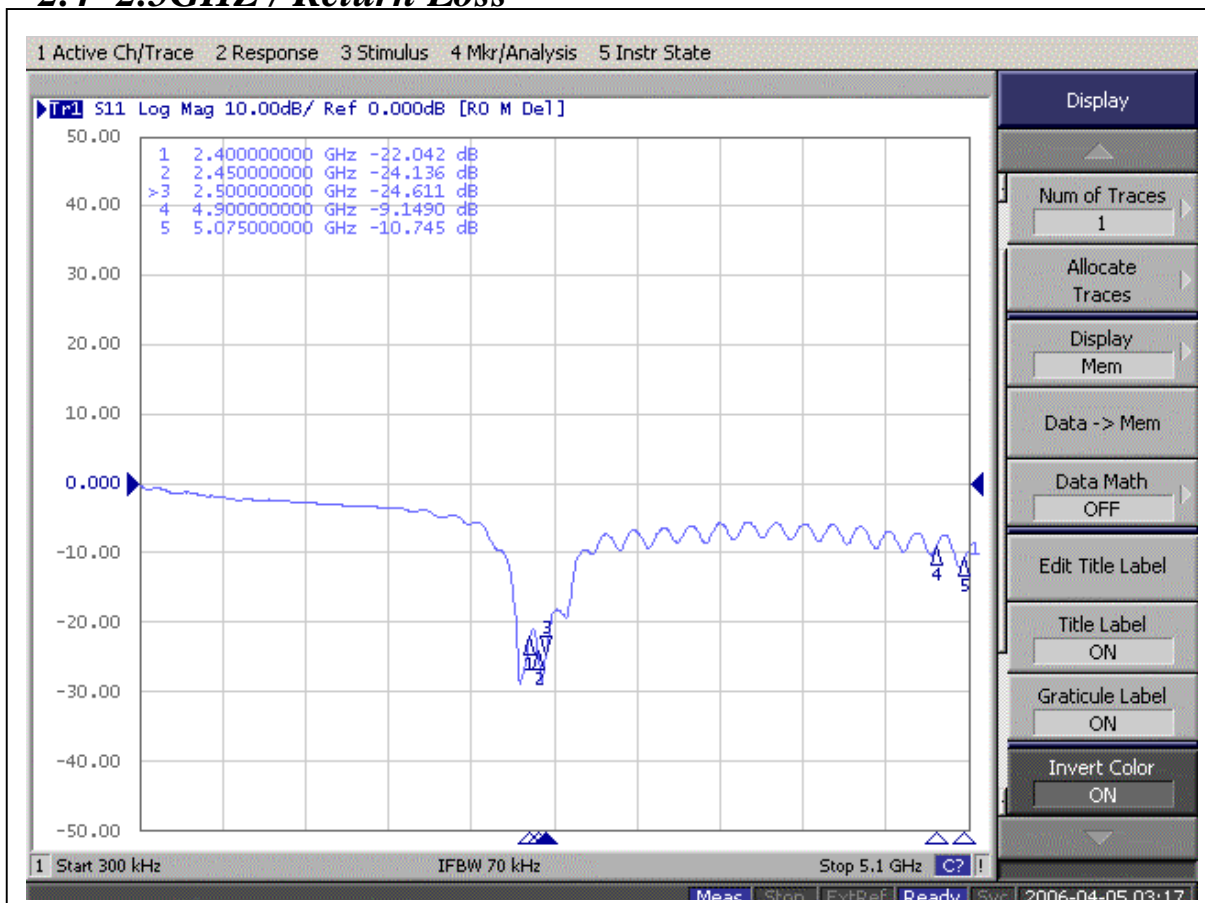
4F, No. 108-1, Min Chuan Rd., Hsin-Tien City, Taipei, Taiwan, R.O.C. Tel:886-2-2218-2189,  
Fax:886-2-2218-5760



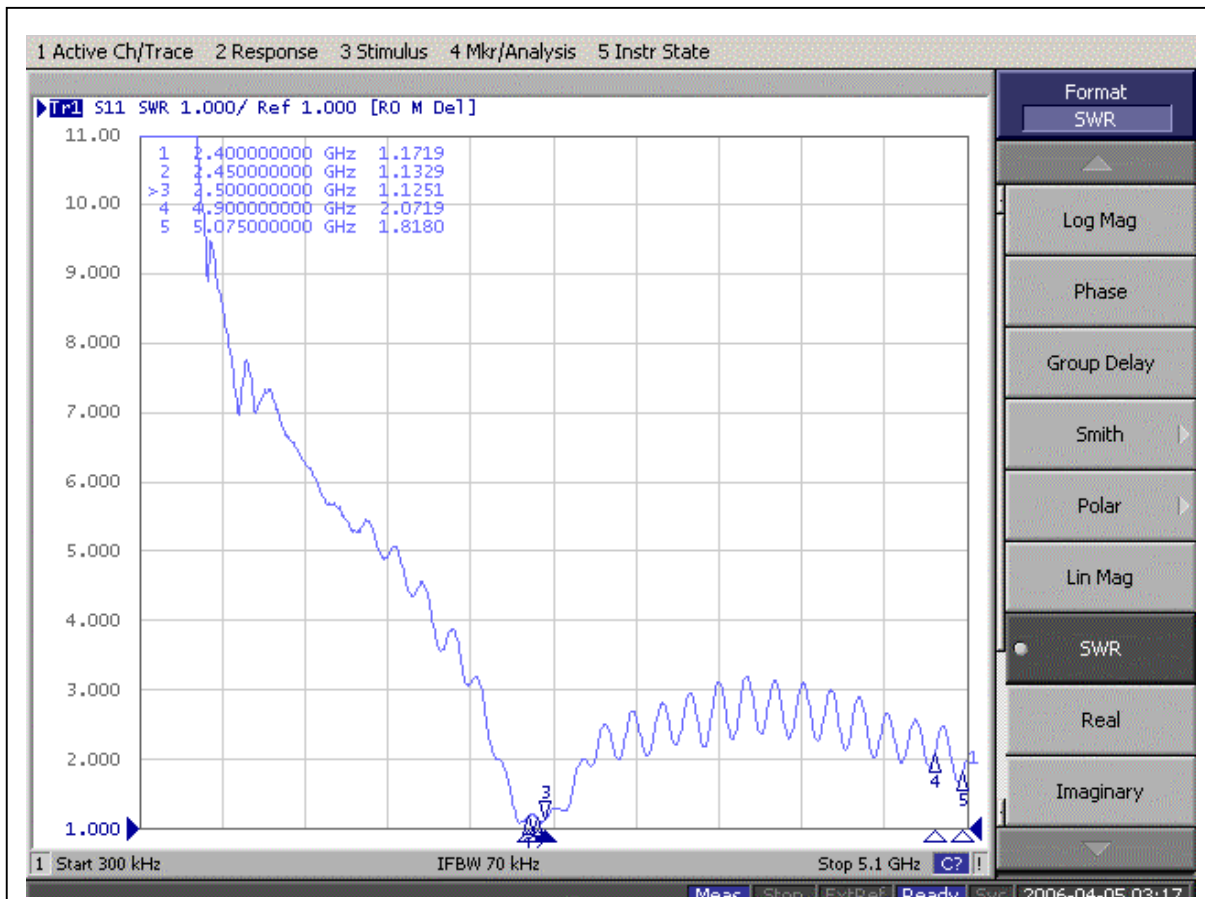
Pattern	Model No.	Test Mode	Freq(MHz)	Max Gain(dBi)	Min Gain(dBi)	Avg. Gain(dBi)	Source Polar.	Date
1	L41	LEFT	5875.00	2.32 / 85.00	-19.50 / 105.00	-5.85	Ver.	2006/3/28
2	L41	LEFT	5875.00	-1.67 / 83.00	-24.30 / 98.00	-6.29	Hor.	2006/3/28
3	L41	LEFT	5875.00	2.61 / 84.00	-9.71 / 194.00	-4.17	V+H	2006/3/28

## 4. WLAN Ant./ ( RIGHT)

### 2.4~2.5GHZ / Return Loss

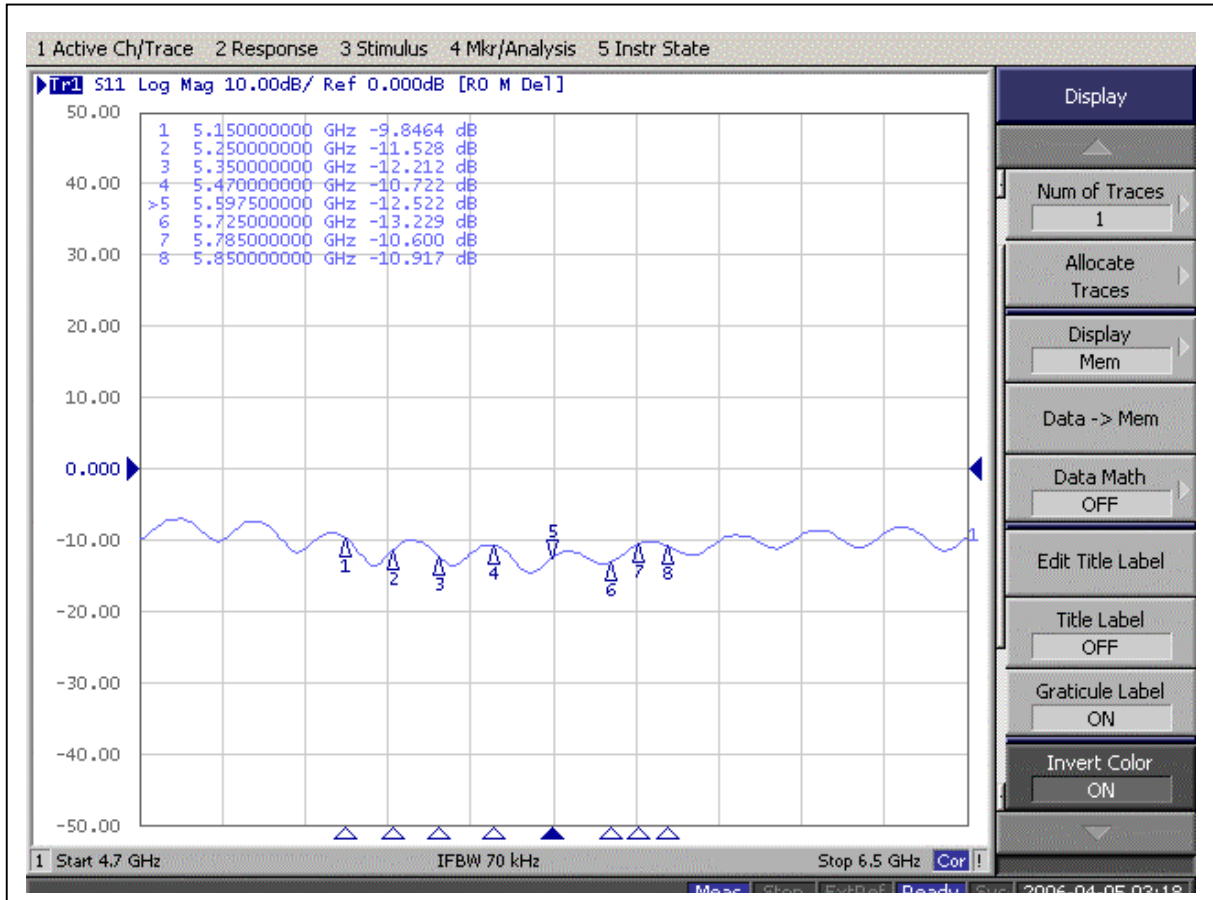


### 2.4~2.5GHZ / VSWR

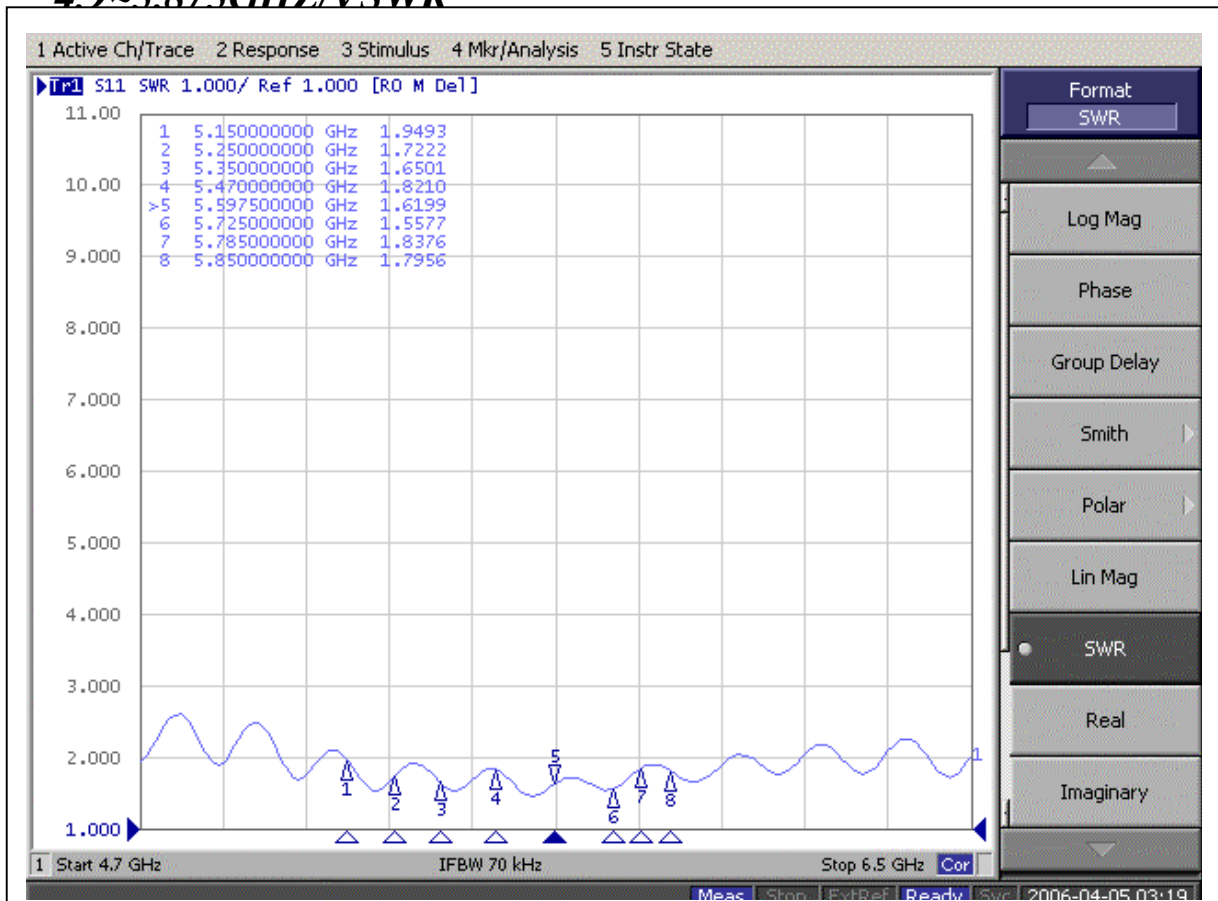


# WLAN Ant./ ( RIGHT)

## 4.9~5.875GHZ/Return Loss

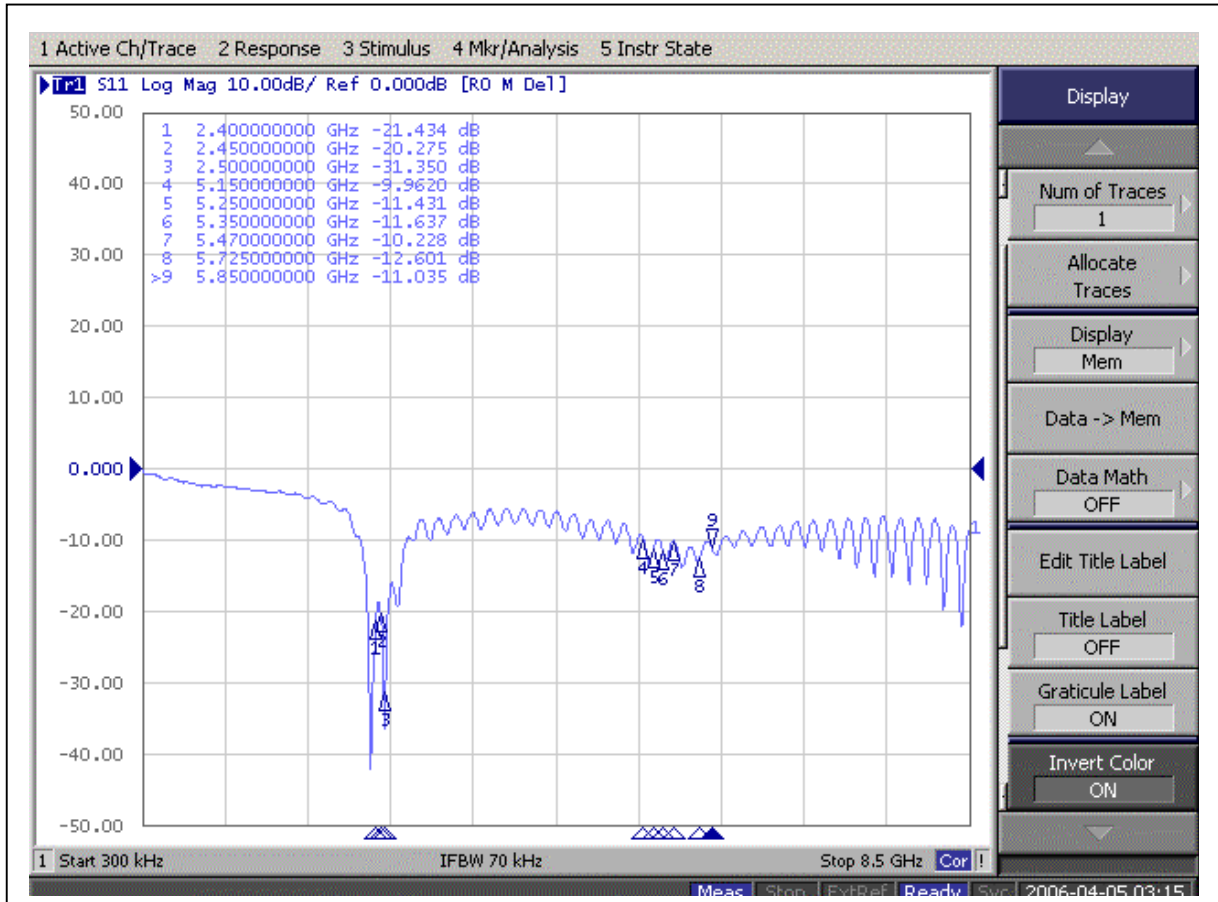


## 4.9~5.875GHZ/VSWR

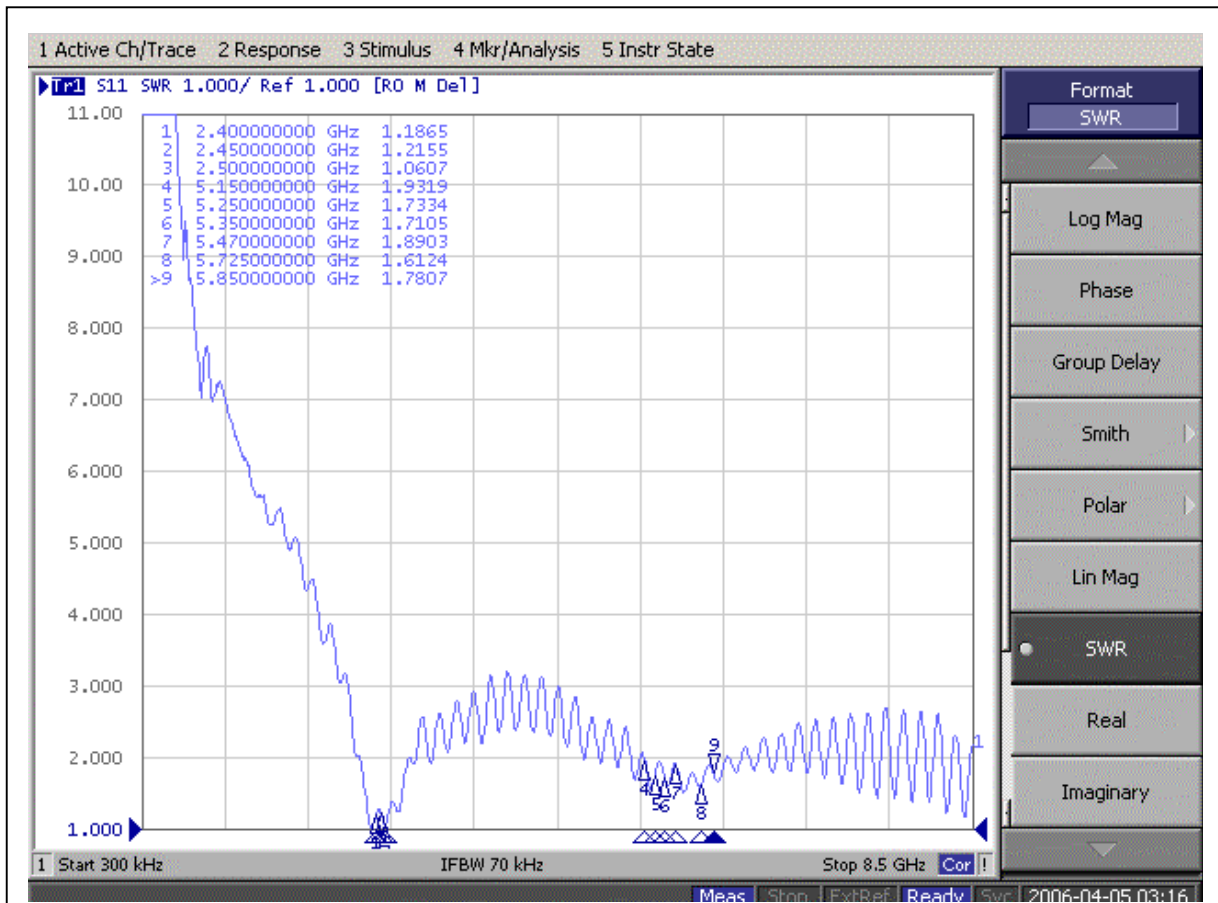


# WLAN Ant./ ( RIGHT)

## 2.4~2.5GHZ & 5.15~5.875GHZ / Return Loss



## 2.4~2.5GHZ & 5.15~5.875GHZ/VSWR



## 5. Gain & Pattern –RIGHT

### a. 2.4GHz



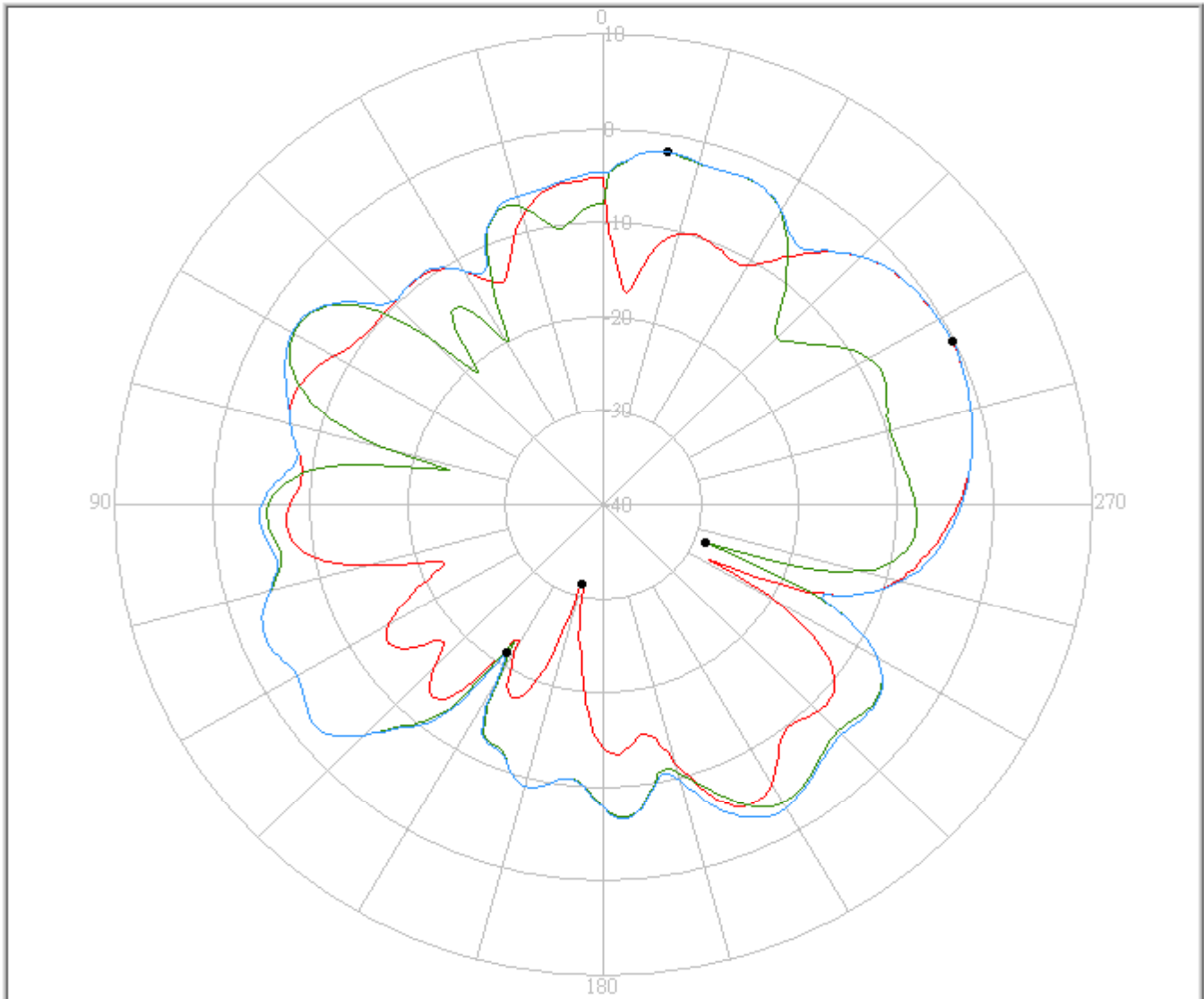
eService for Customer Satisfaction

**FAVORTRON**

**FAVORTRON Co. Ltd**

**Antenna Pattern Measurement**

4F, No. 108-1, Min Chuan Rd., Hsin-Tien City, Taipei, Taiwan, R.O.C. Tel:886-2-2218-2189,  
Fax:886-2-2218-5760



Pattern	Model No.	Test Mode	Freq(MHz)	Max Gain(dBi)	Min Gain(dBi)	Avg. Gain(dBi)	Source Polar.	Date
1	L41	Right	2400.00	-0.33 / 296.00	-31.27 / 166.00	-7.15	Ver.	2006/4/4
2	L41	Right	2400.00	-1.96 / 350.00	-28.84 / 249.00	-6.67	Hor.	2006/4/4
3	L41	Right	2400.00	-0.27 / 296.00	-21.34 / 148.00	-4.66	V+H	2006/4/4



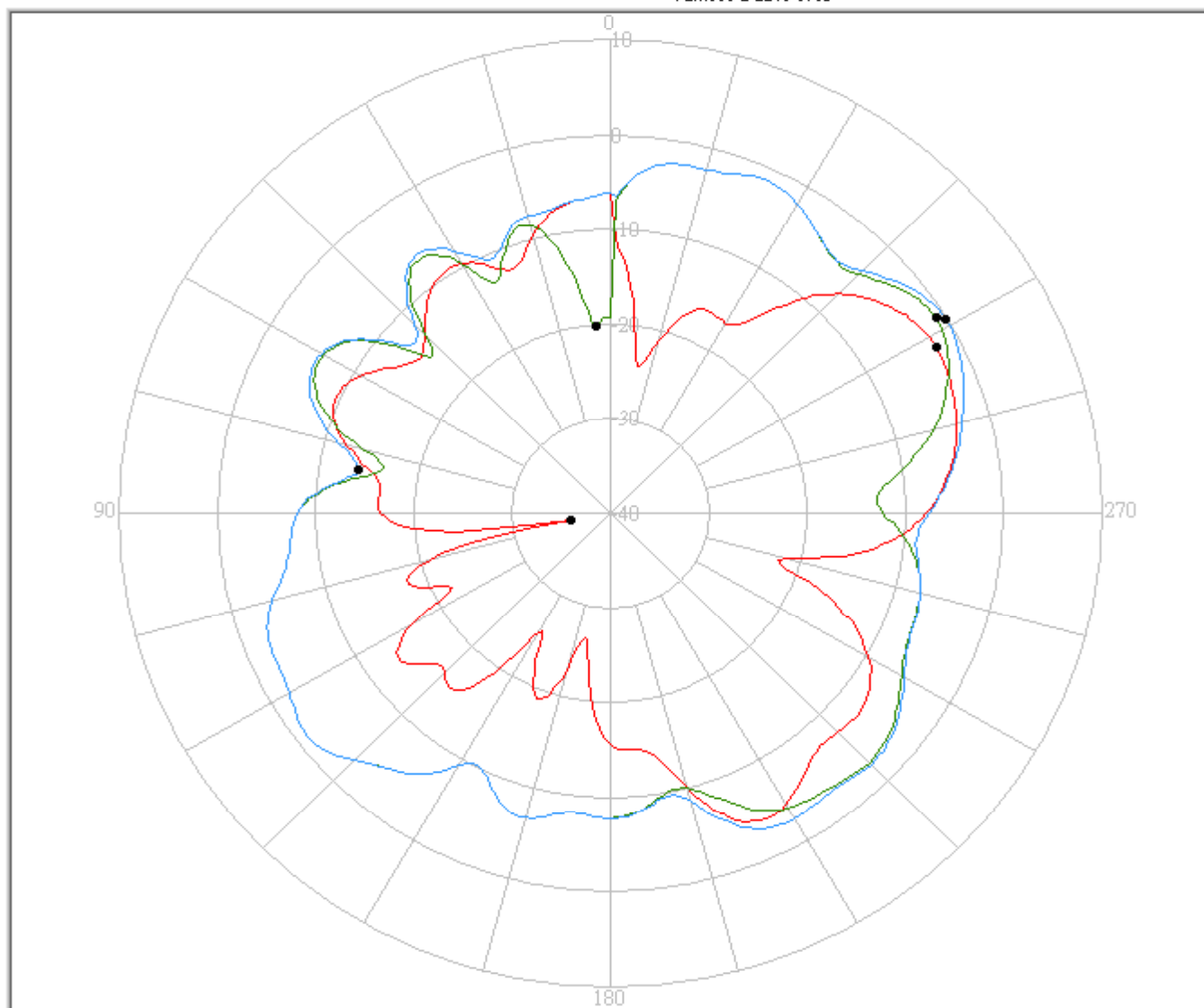
## b. 2.45GHz



# FAVORTRON Co. Ltd

## Antenna Pattern Measurement

4F, No. 108-1, Min Chuan Rd., Hsin-Tien City, Taipei, Taiwan, R.O.C. Tel:886-2-2218-2189,  
Fax:886-2-2218-5760



Pattern	Model No.	Test Mode	Freq(MHz)	Max Gain(dBi)	Min Gain(dBi)	Avg. Gain(dBi)	Source Polar.	Date
1	L41	Right	2450.00	-2.52 / 298.00	-35.84 / 100.00	-9.35	Ver.	2006/4/4
2	L41	Right	2450.00	-1.00 / 302.00	-20.12 / 4.00	-5.37	Hor.	2006/4/4
3	L41	Right	2450.00	-0.22 / 301.00	-14.00 / 80.00	-4.73	V+H	2006/4/4

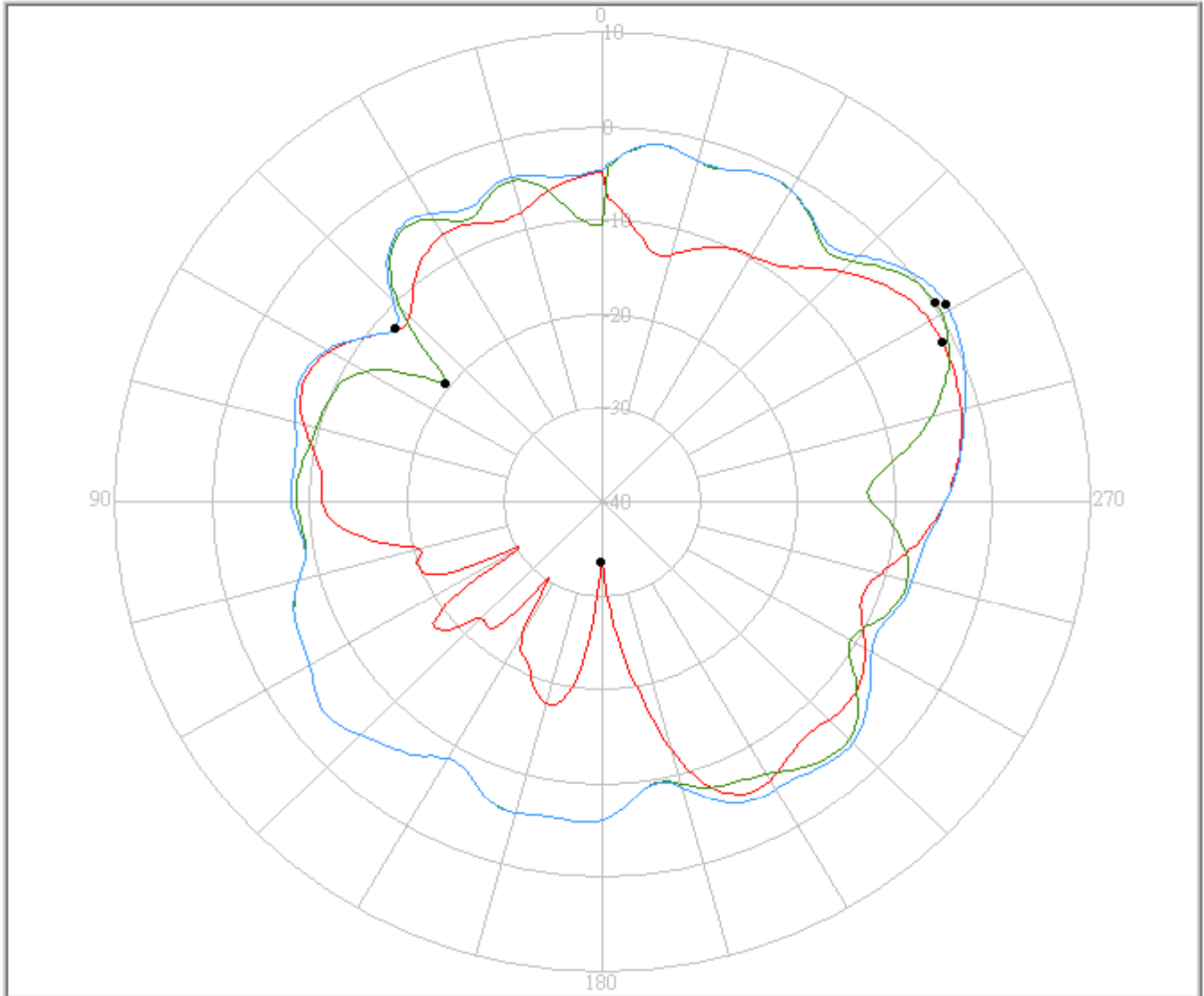
c. 2.5GHz



# FAVORTRON Co. Ltd

## Antenna Pattern Measurement

4F, No. 108-1, Min Chuan Rd., Hsin-Tien City, Taipei, Taiwan, R.O.C. Tel:886-2-2218-2189, Fax:886-2-2218-5760



Pattern	Model No.	Test Mode	Freq(MHz)	Max Gain(dBi)	Min Gain(dBi)	Avg. Gain(dBi)	Source Polar.	Date
1	L41	Right	2500.00	-1.24 / 296.00	-33.66 / 179.00	-7.84	Ver.	2006/4/4
2	L41	Right	2500.00	0.17 / 302.00	-19.56 / 52.00	-5.45	Hor.	2006/4/4
3	L41	Right	2500.00	1.01 / 301.00	-11.88 / 49.00	-4.47	V+H	2006/4/4

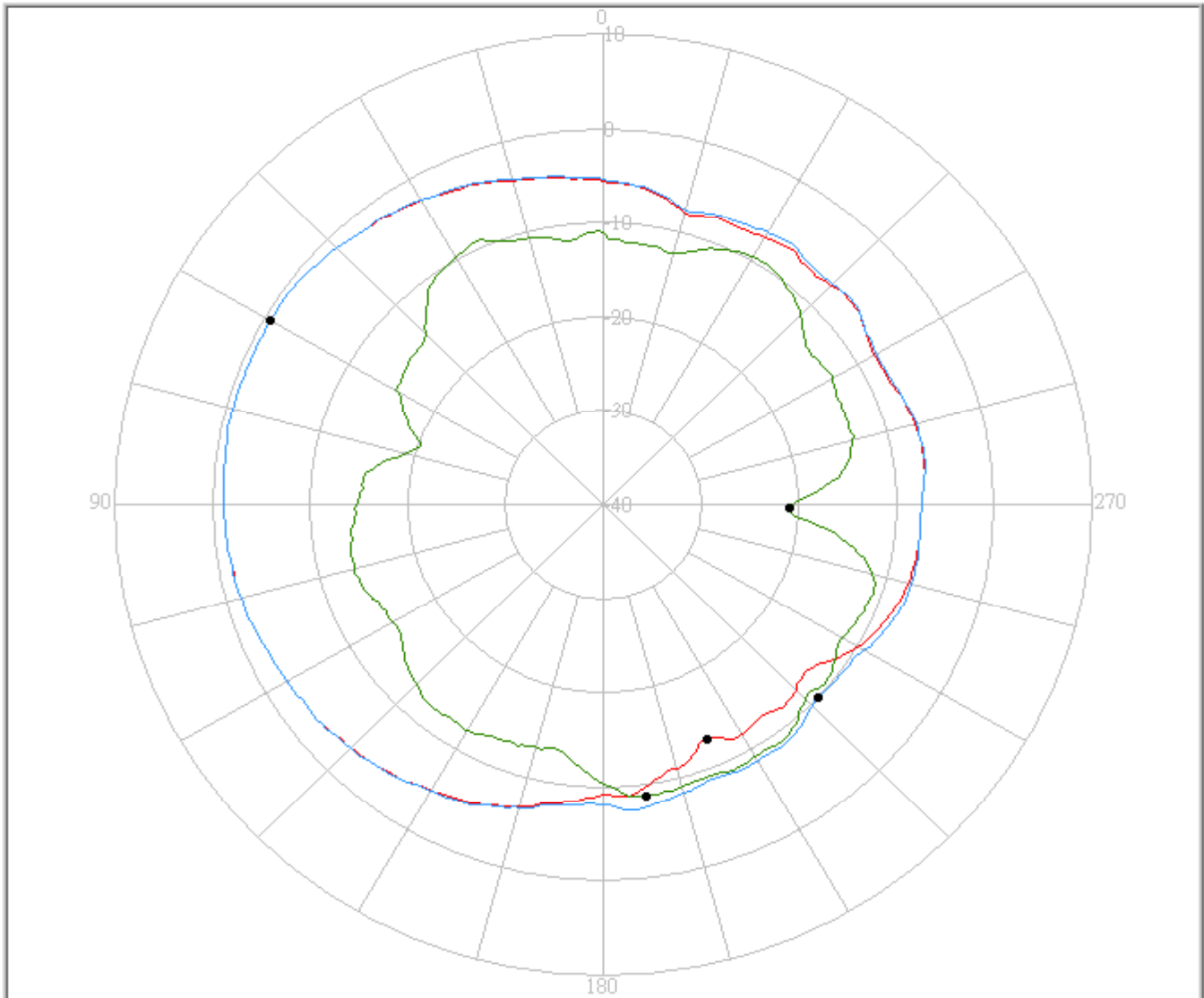
## d. 4.9GHz



# FAVORTRON Co. Ltd

## Antenna Pattern Measurement

4F, No. 108-1, Min Chuan Rd., Hsin-Tien City, Taipei, Taiwan, R.O.C. Tel:886-2-2218-2189,  
Fax:886-2-2218-5760



Pattern	Model No.	Test Mode	Freq(MHz)	Max Gain(dBi)	Min Gain(dBi)	Avg. Gain(dBi)	Source Polar.	Date
1	L41	Right	4900.00	-0.71 / 60.00	-12.94 / 203.00	-4.60	Ver.	2006/4/4
2	L41	Right	4900.00	-8.78 / 188.00	-21.04 / 269.00	-11.95	Hor.	2006/4/4
3	L41	Right	4900.00	-0.70 / 60.00	-10.05 / 227.00	-4.41	V+H	2006/4/4

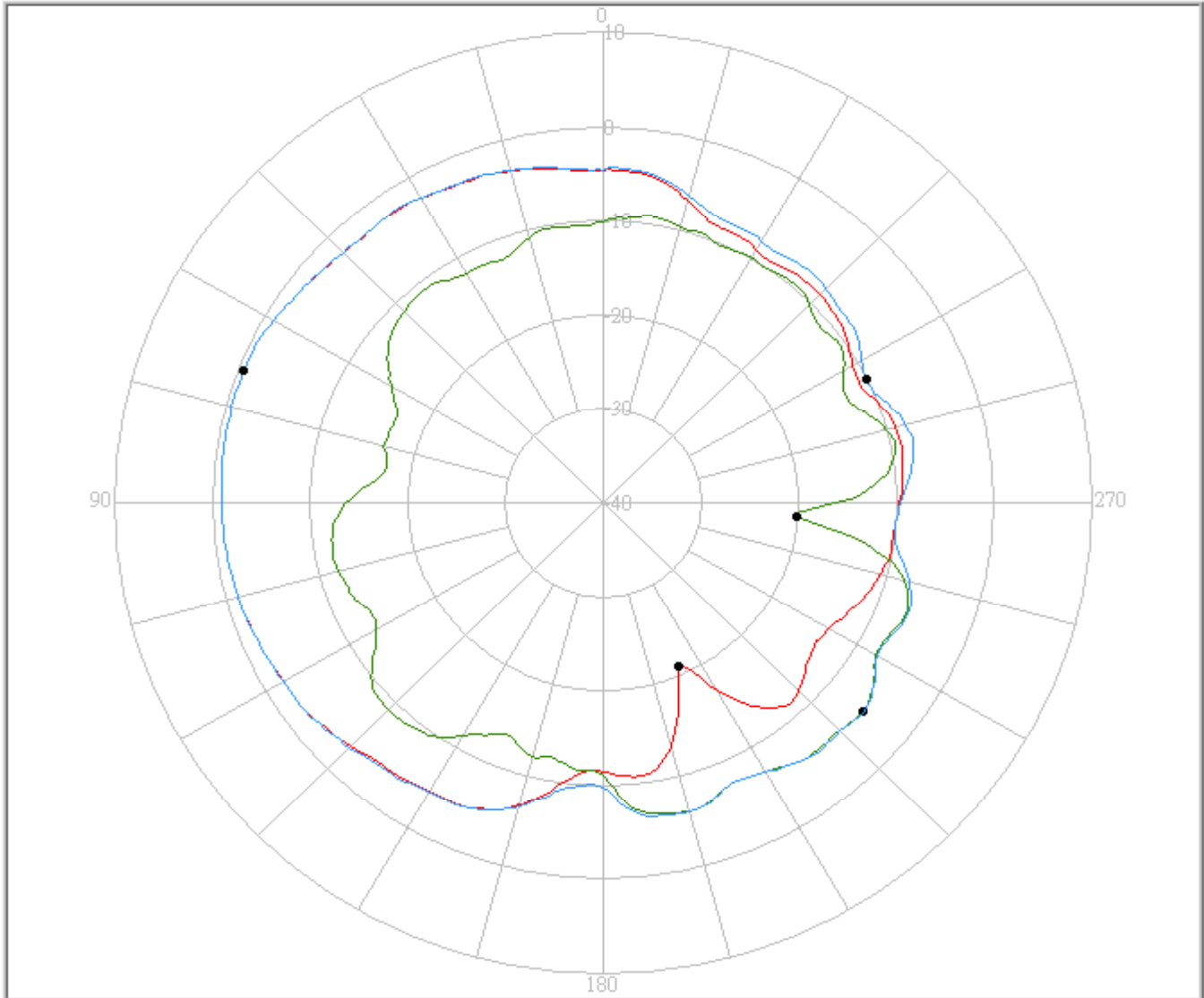
e. 5.075GHz



# FAVORTRON Co. Ltd

## Antenna Pattern Measurement

4F, No. 108-1, Min Chuan Rd., Hsin-Tien City, Taipei, Taiwan, R.O.C. Tel:886-2-2218-2189, Fax:886-2-2218-5760



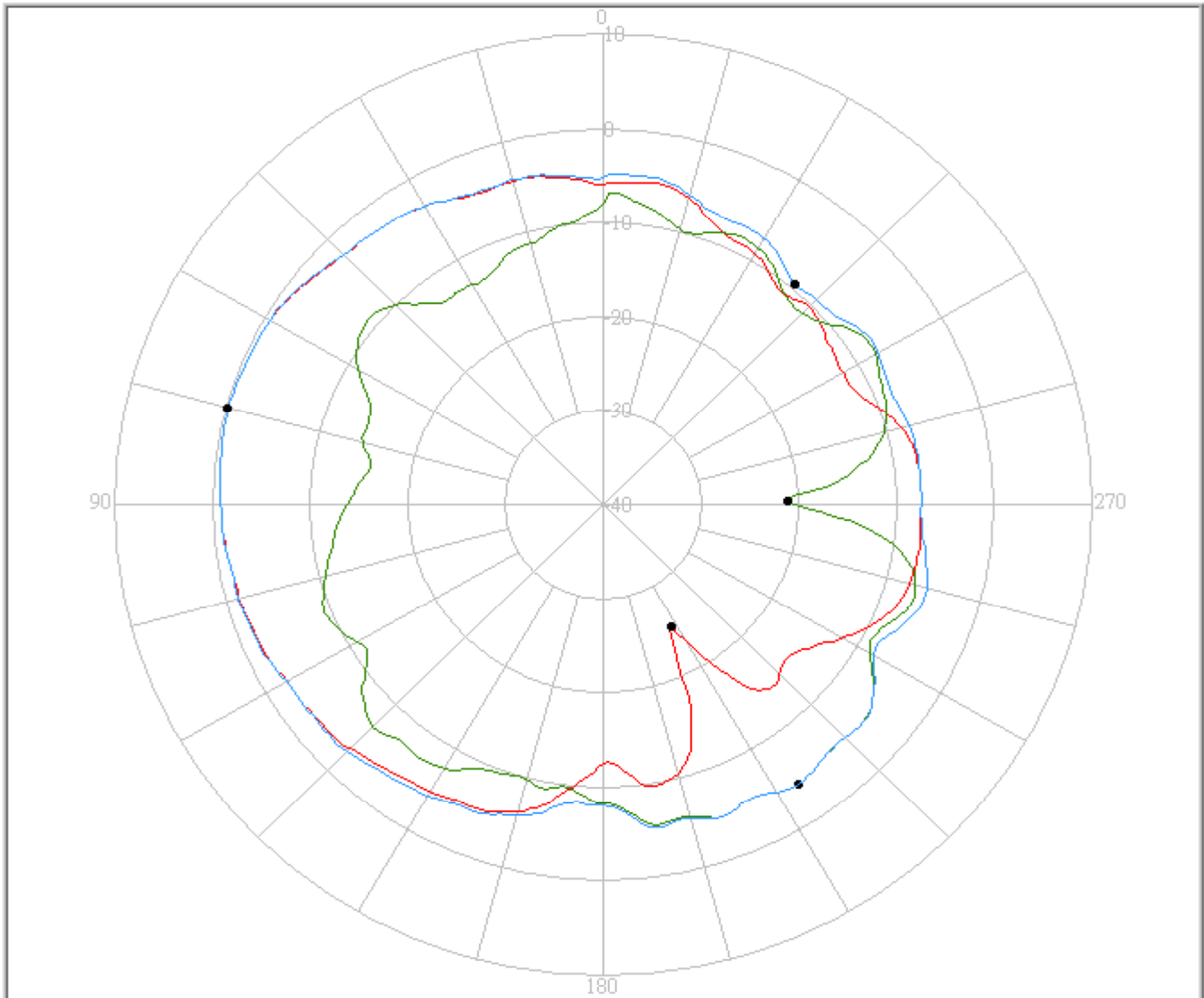
Pattern	Model No.	Test Mode	Freq(MHz)	Max Gain(dBi)	Min Gain(dBi)	Avg. Gain(dBi)	Source Polar.	Date
1	L41	Right	5075.00	-0.59 / 69.00	-20.92 / 204.00	-4.83	Ver.	2006/4/4
2	L41	Right	5075.00	-5.39 / 230.00	-20.25 / 266.00	-9.91	Hor.	2006/4/4
3	L41	Right	5075.00	-0.59 / 69.00	-10.10 / 296.00	-4.25	V+H	2006/4/4

# f. 5.15GHz



## FAVORTRON Co. Ltd Antenna Pattern Measurement

4F, No. 108-1, Min Chuan Rd., Hsin-Tien City, Taipei, Taiwan, R.O.C. Tel:886-2-2218-2189,  
Fax:886-2-2218-5760



Pattern	Model No.	Test Mode	Freq(MHz)	Max Gain(dBi)	Min Gain(dBi)	Avg. Gain(dBi)	Source Polar.	Date
1	L41	Right	5150.00	-0.27 / 75.00	-25.28 / 208.00	-4.86	Ver.	2006/4/4
2	L41	Right	5150.00	-4.23 / 214.00	-21.09 / 271.00	-8.70	Hor.	2006/4/4
3	L41	Right	5150.00	-0.26 / 75.00	-9.46 / 320.00	-4.07	V+H	2006/4/4

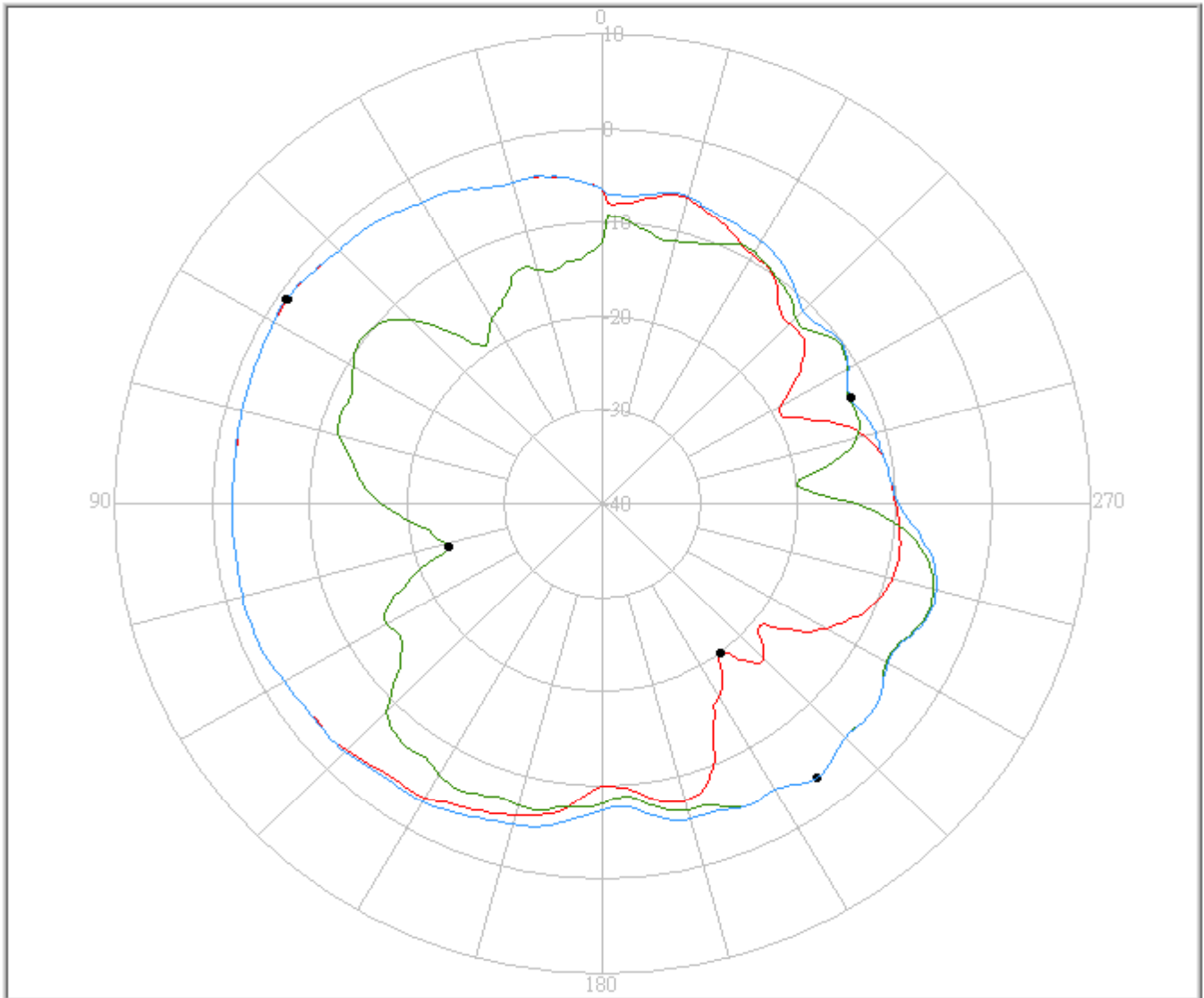
g. 5.25GHz



# FAVORTRON Co. Ltd

## Antenna Pattern Measurement

4F, No. 108-1, Min Chuan Rd., Hsin-Tien City, Taipei, Taiwan, R.O.C. Tel:886-2-2218-2189,  
Fax:886-2-2218-5760



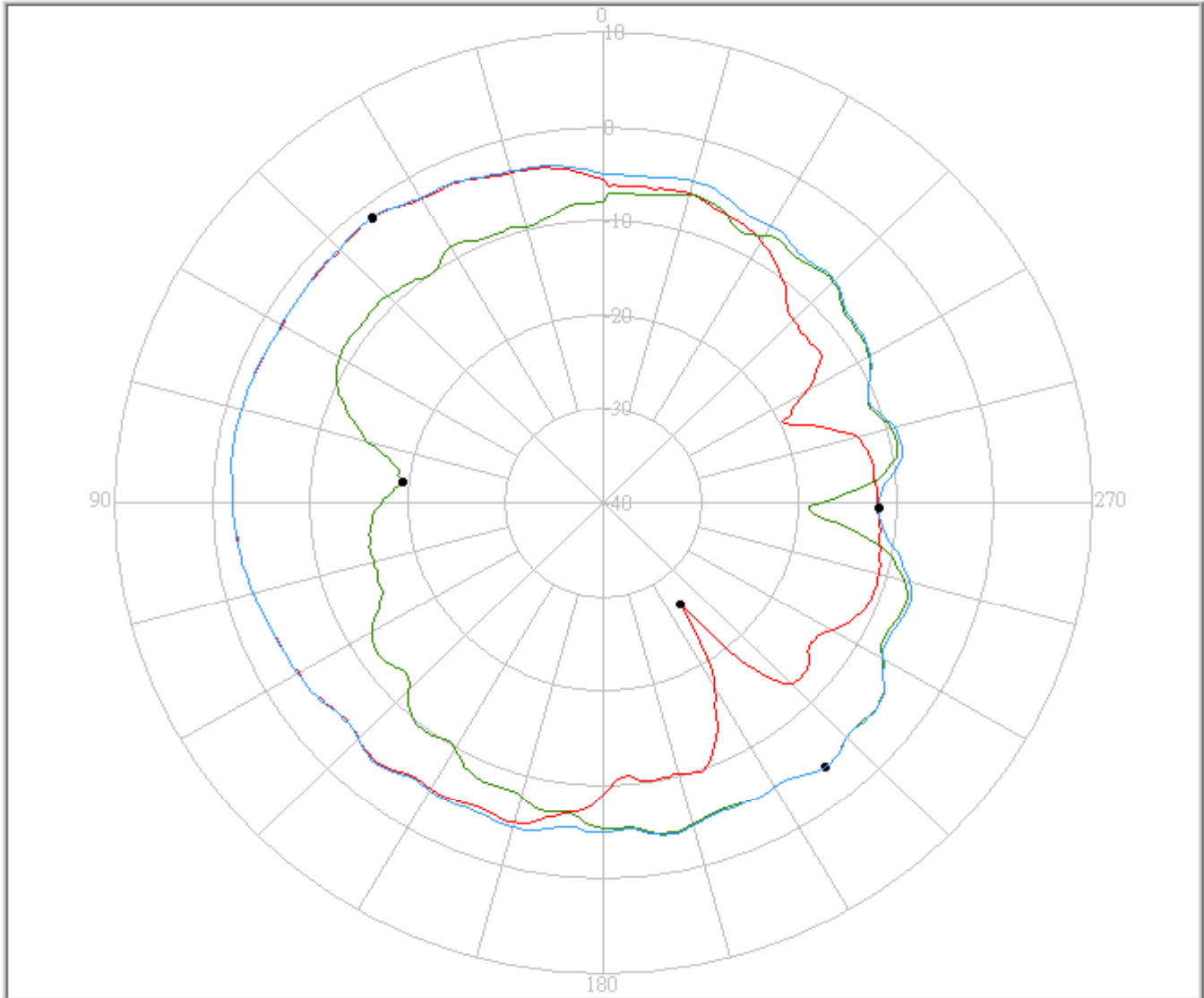
Pattern	Model No.	Test Mode	Freq(MHz)	Max Gain(dBi)	Min Gain(dBi)	Avg. Gain(dBi)	Source Polar.	Date
1	L41	Right	5250.00	-1.03 / 56.00	-20.04 / 217.00	-5.17	Ver.	2006/4/4
2	L41	Right	5250.00	-3.52 / 217.00	-23.70 / 106.00	-8.95	Hor.	2006/4/4
3	L41	Right	5250.00	-0.99 / 56.00	-12.19 / 294.00	-4.27	V+H	2006/4/4

# H. 5.35GHz



## FAVORTRON Co. Ltd Antenna Pattern Measurement

4F, No. 108-1, Min Chuan Rd., Hsin-Tien City, Taipei, Taiwan, R.O.C. Tel:886-2-2218-2189,  
Fax:886-2-2218-5760



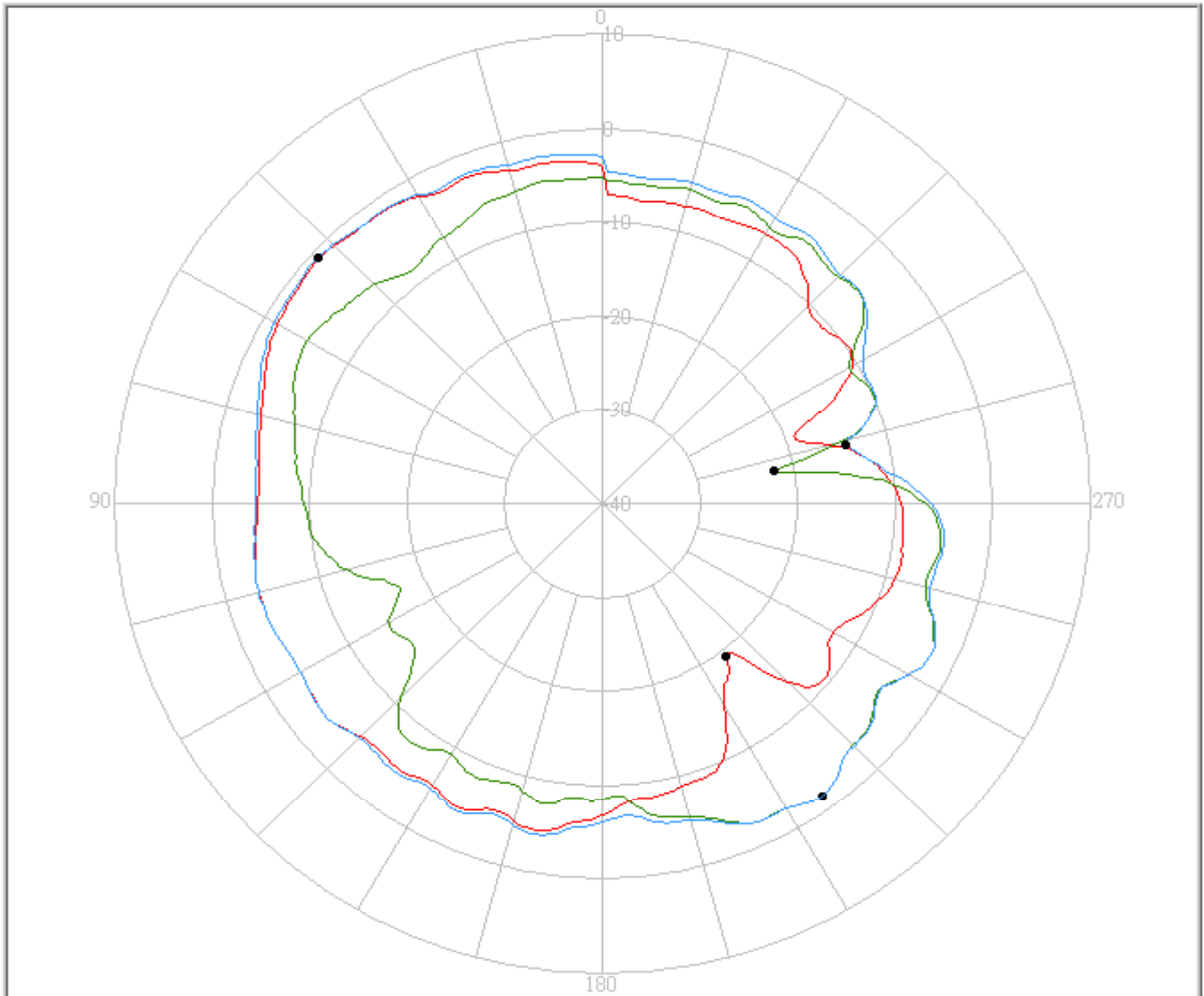
Pattern	Model No.	Test Mode	Freq(MHz)	Max Gain(dBi)	Min Gain(dBi)	Avg. Gain(dBi)	Source Polar.	Date
1	L41	Right	5350.00	-1.55 / 38.00	-26.58 / 216.00	-5.46	Ver.	2006/4/4
2	L41	Right	5350.00	-3.87 / 219.00	-19.31 / 84.00	-8.13	Hor.	2006/4/4
3	L41	Right	5350.00	-1.50 / 38.00	-11.87 / 269.00	-4.35	V+H	2006/4/4

# i. 5.47GHz



## FAVORTRON Co. Ltd Antenna Pattern Measurement

4F, No. 108-1, Min Chuan Rd., Hsin-Tien City, Taipei, Taiwan, R.O.C. Tel:886-2-2218-2189,  
Fax:886-2-2218-5760



Pattern	Model No.	Test Mode	Freq(MHz)	Max Gain(dBi)	Min Gain(dBi)	Avg. Gain(dBi)	Source Polar.	Date
1	L41	Right	5470.00	-0.93 / 48.00	-19.42 / 218.00	-5.48	Ver.	2006/4/4
2	L41	Right	5470.00	-1.57 / 216.00	-22.09 / 281.00	-6.44	Hor.	2006/4/4
3	L41	Right	5470.00	-0.78 / 48.00	-14.33 / 284.00	-3.92	V+H	2006/4/4



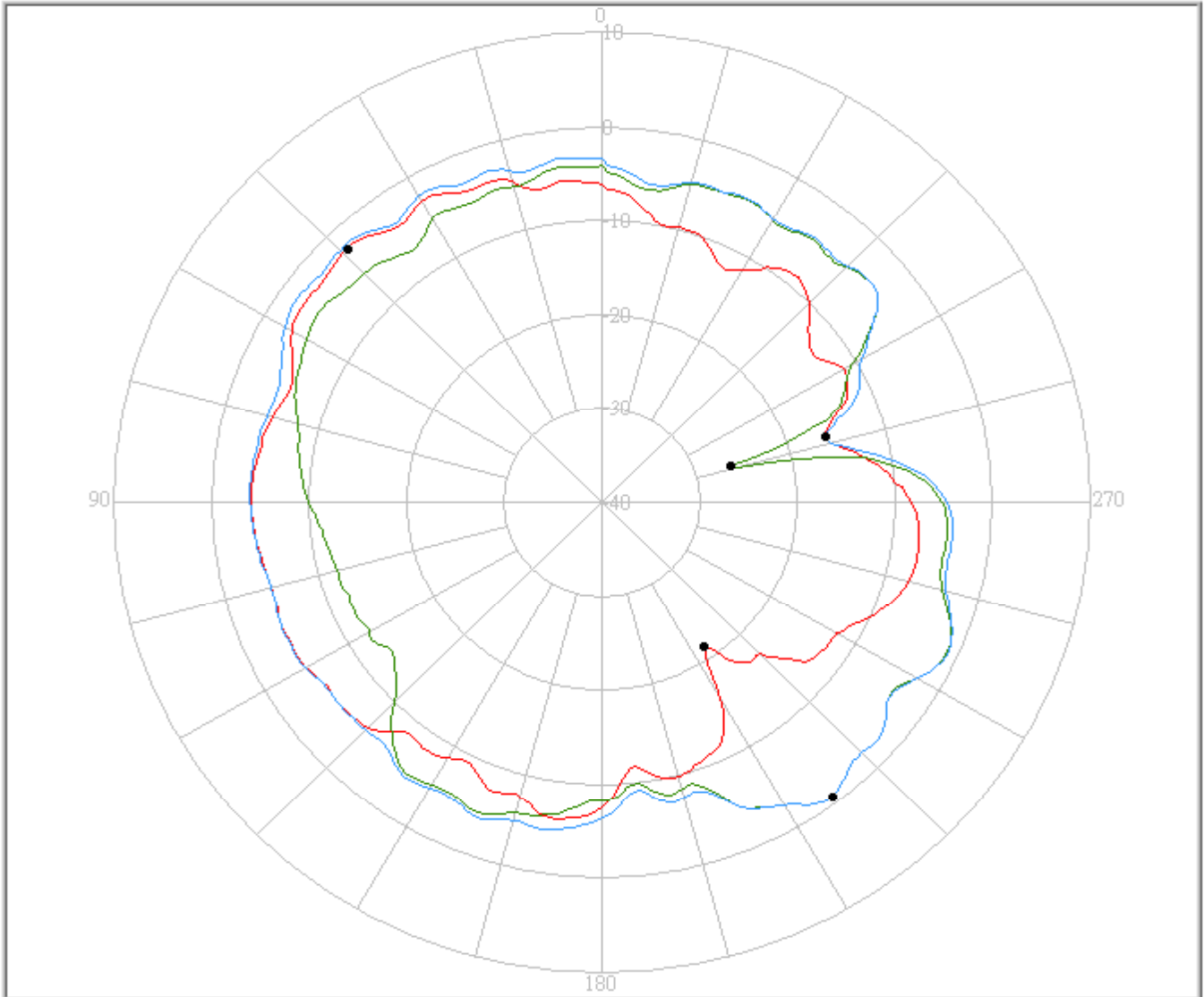
j. 5.597GHz



# FAVORTRON Co. Ltd

## Antenna Pattern Measurement

4F, No. 108-1, Min Chuan Rd., Hsin-Tien City, Taipei, Taiwan, R.O.C. Tel:886-2-2218-2189,  
Fax:886-2-2218-5760



Pattern	Model No.	Test Mode	Freq(MHz)	Max Gain(dBi)	Min Gain(dBi)	Avg. Gain(dBi)	Source Polar.	Date
1	L41	Right	5597.50	-2.52 / 44.00	-21.33 / 214.00	-6.88	Ver.	2006/4/4
2	L41	Right	5597.50	-0.79 / 217.00	-26.21 / 286.00	-5.65	Hor.	2006/4/4
3	L41	Right	5597.50	-0.79 / 217.00	-16.08 / 287.00	-4.24	V+H	2006/4/4

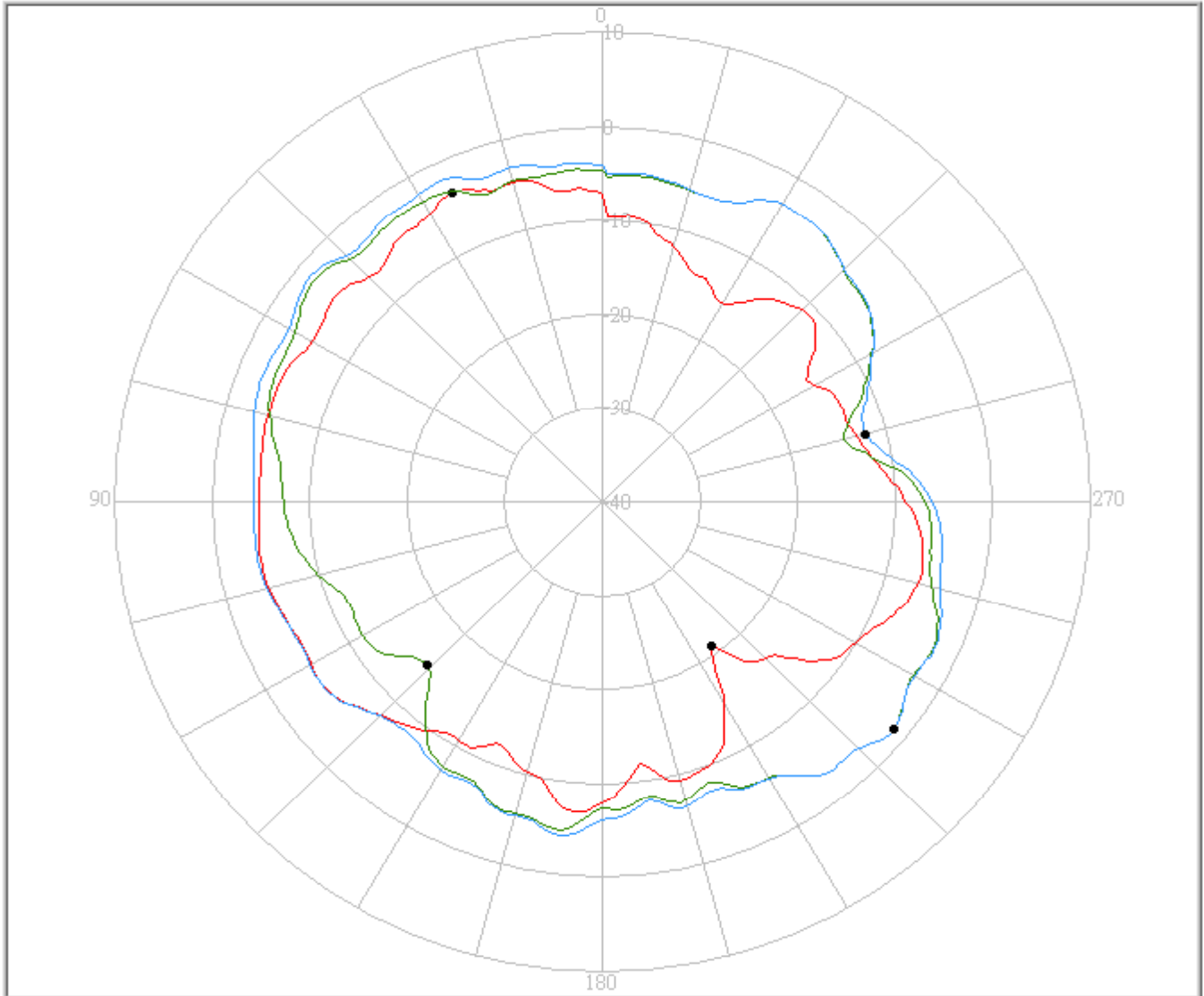
k. 5.725GHz



# FAVORTRON Co. Ltd

## Antenna Pattern Measurement

4F, No. 108-1, Min Chuan Rd., Hsin-Tien City, Taipei, Taiwan, R.O.C. Tel:886-2-2218-2189,  
Fax:886-2-2218-5760



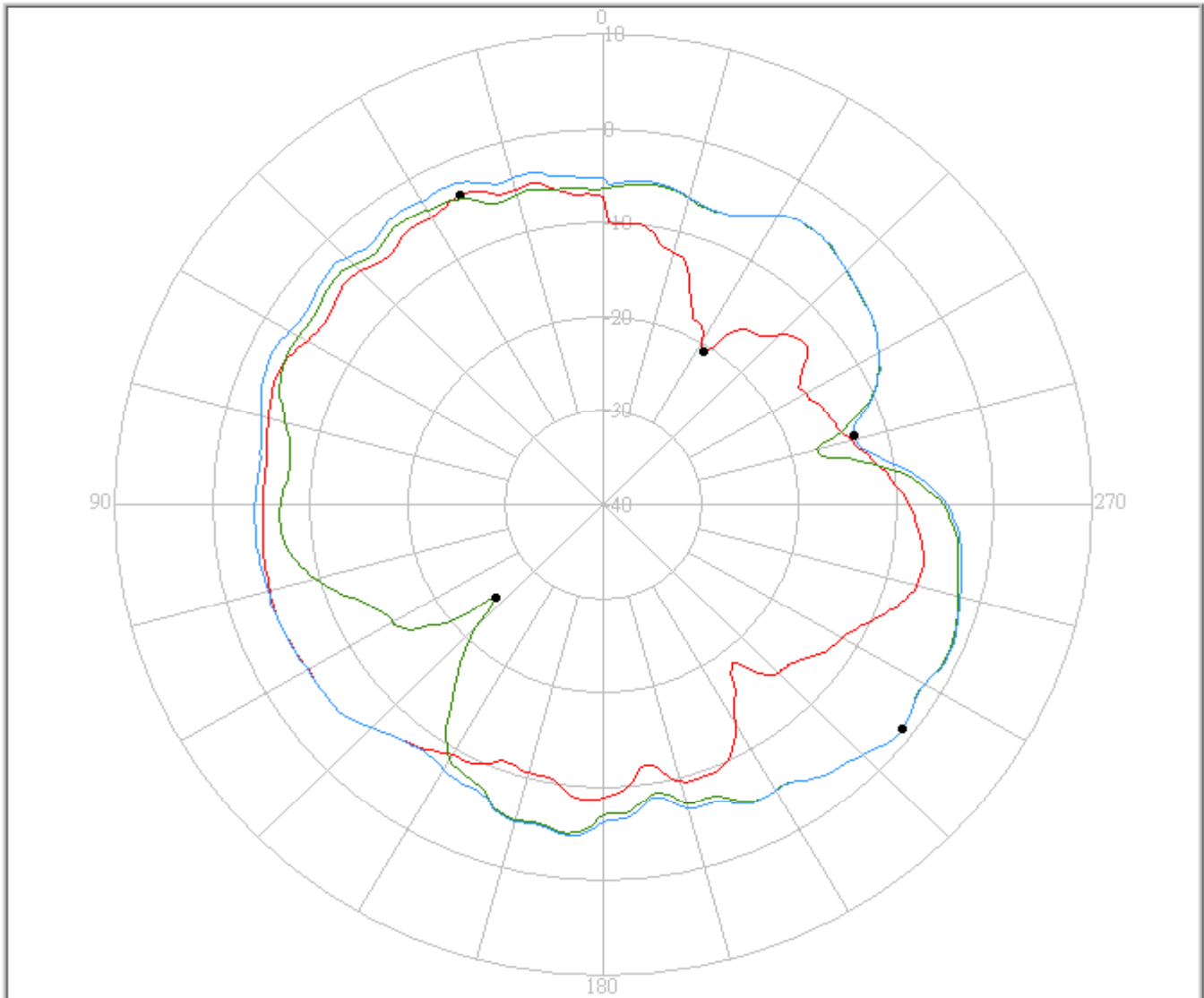
Pattern	Model No.	Test Mode	Freq(MHz)	Max Gain(dBi)	Min Gain(dBi)	Avg. Gain(dBi)	Source Polar.	Date
1	L41	Right	5725.00	-3.59 / 25.00	-20.92 / 216.00	-7.67	Ver.	2006/4/4
2	L41	Right	5725.00	-1.54 / 231.00	-15.02 / 134.00	-5.46	Hor.	2006/4/4
3	L41	Right	5725.00	-1.53 / 231.00	-12.12 / 285.00	-4.50	V+H	2006/4/4

# 1. 5.785GHz



## FAVORTRON Co. Ltd Antenna Pattern Measurement

4F, No. 108-1, Min Chuan Rd., Hsin-Tien City, Taipei, Taiwan, R.O.C. Tel:886-2-2218-2189,  
Fax:886-2-2218-5760



Pattern	Model No.	Test Mode	Freq(MHz)	Max Gain(dBi)	Min Gain(dBi)	Avg. Gain(dBi)	Source Polar.	Date
1	L41	Right	5785.00	-3.87 / 24.00	-20.81 / 328.00	-7.66	Ver.	2006/4/4
2	L41	Right	5785.00	-1.19 / 232.00	-25.12 / 132.00	-5.53	Hor.	2006/4/4
3	L41	Right	5785.00	-1.18 / 232.00	-13.38 / 286.00	-4.45	V+H	2006/4/4

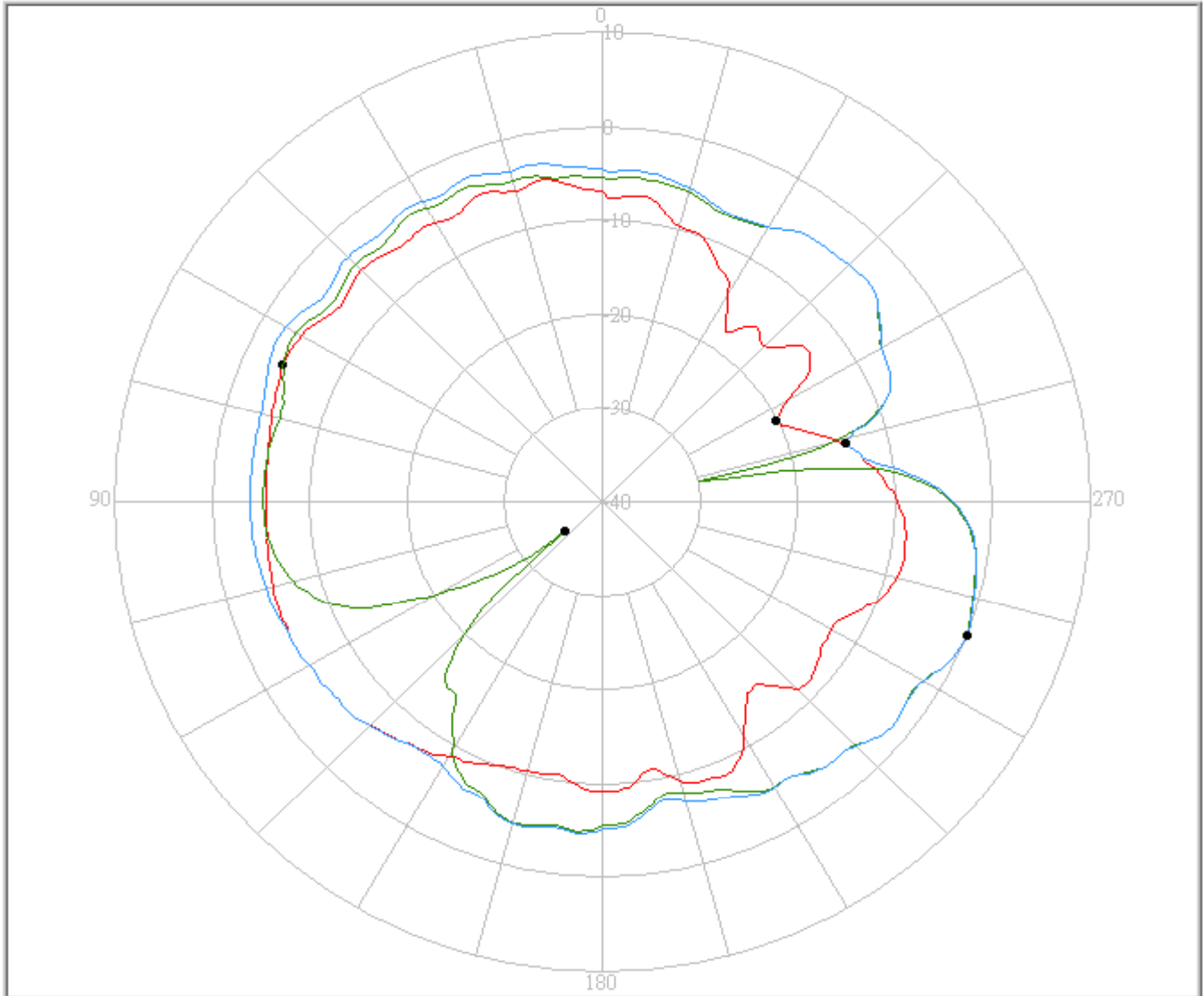
m. 5.85GHz



# FAVORTRON Co. Ltd

## Antenna Pattern Measurement

4F, No. 108-1, Min Chuan Rd., Hsin-Tien City, Taipei, Taiwan, R.O.C. Tel:886-2-2218-2189,  
Fax:886-2-2218-5760



Pattern	Model No.	Test Mode	Freq(MHz)	Max Gain(dBi)	Min Gain(dBi)	Avg. Gain(dBi)	Source Polar.	Date
1	L41	Right	5850.00	-4.17 / 66.00	-20.21 / 296.00	-7.80	Ver.	2006/4/4
2	L41	Right	5850.00	-0.05 / 249.00	-35.07 / 130.00	-5.12	Hor.	2006/4/4
3	L41	Right	5850.00	-0.03 / 249.00	-14.24 / 284.00	-4.23	V+H	2006/4/4

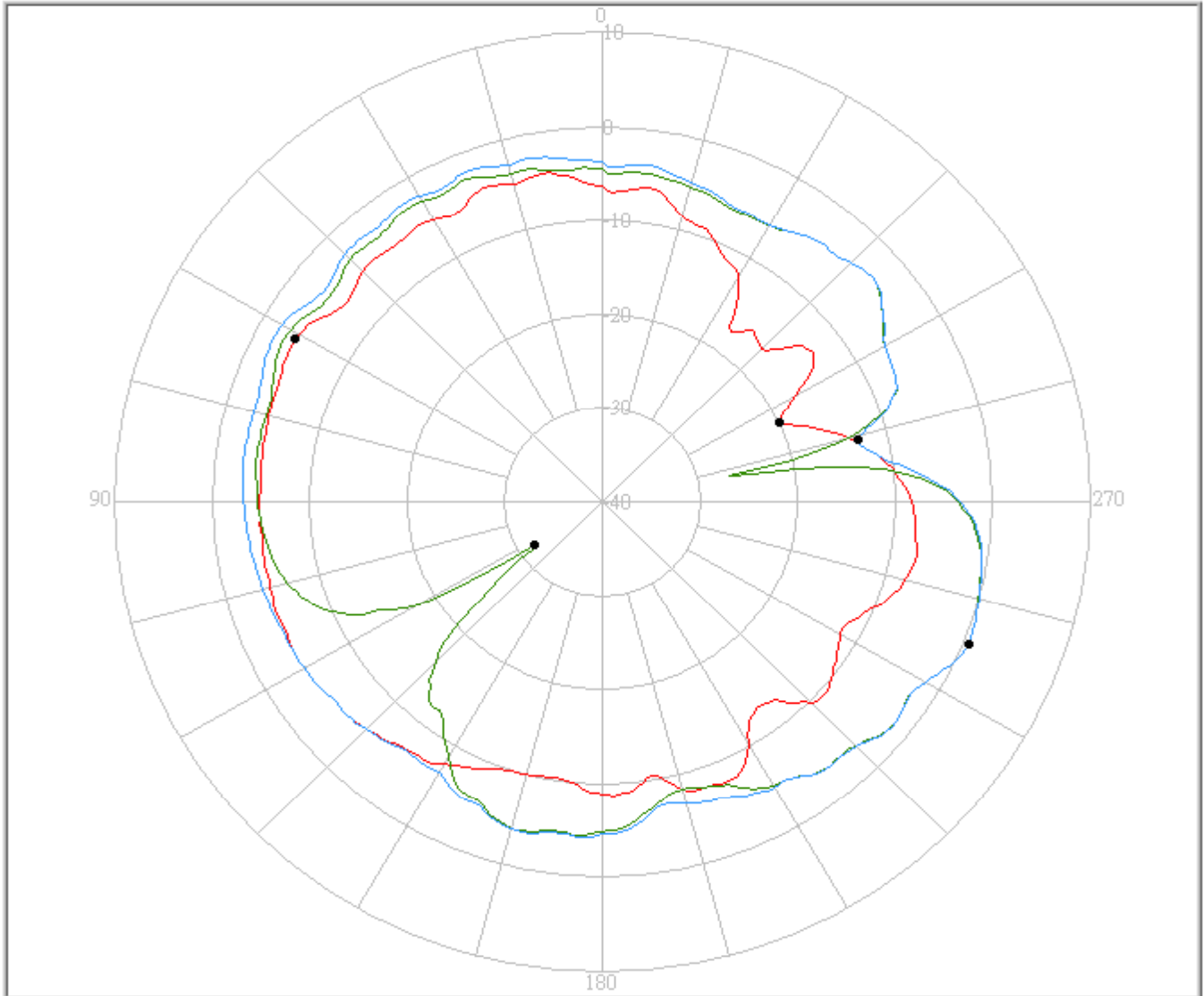
n. 5.875GHz



# FAVORTRON Co. Ltd

## Antenna Pattern Measurement

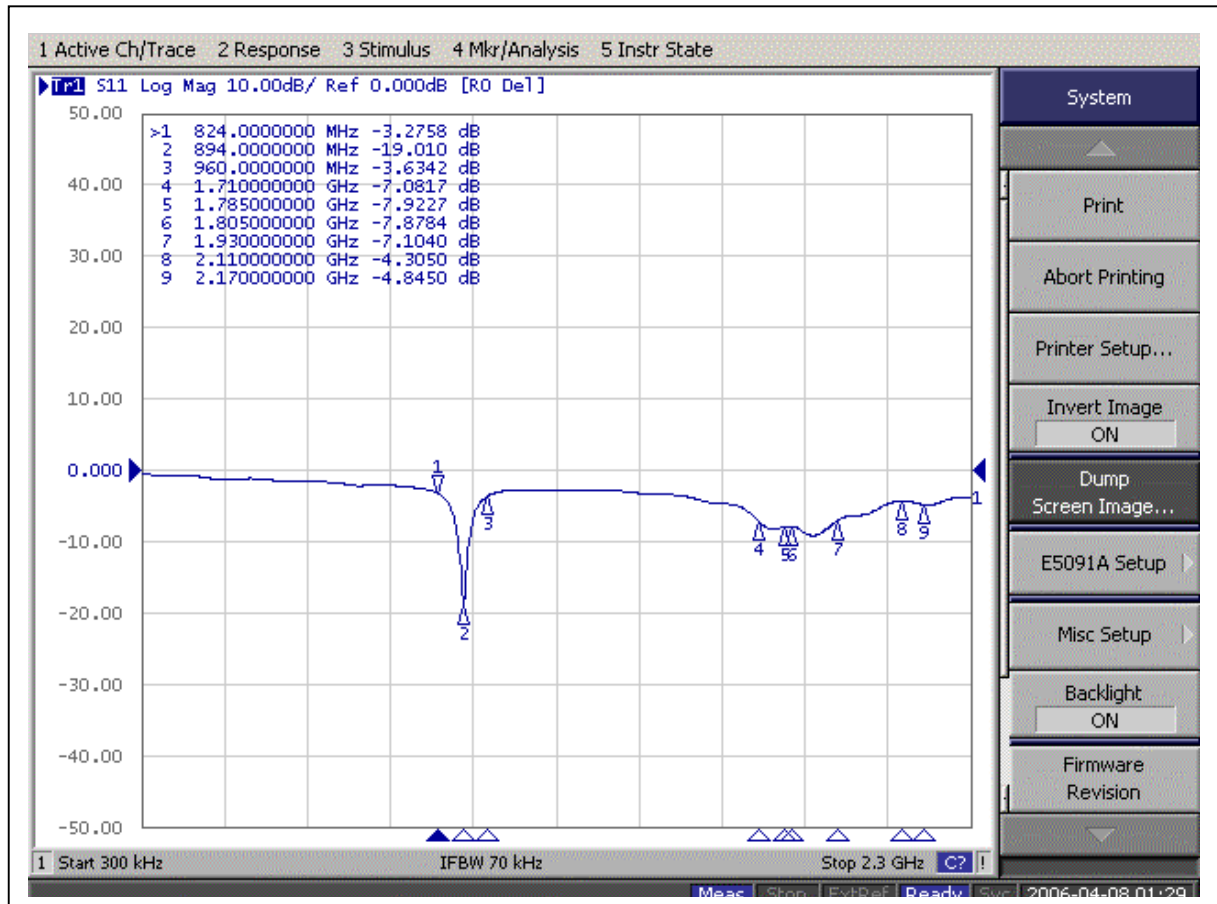
4F, No. 108-1, Min Chuan Rd., Hsin-Tien City, Taipei, Taiwan, R.O.C. Tel:886-2-2218-2189,  
Fax:886-2-2218-5760



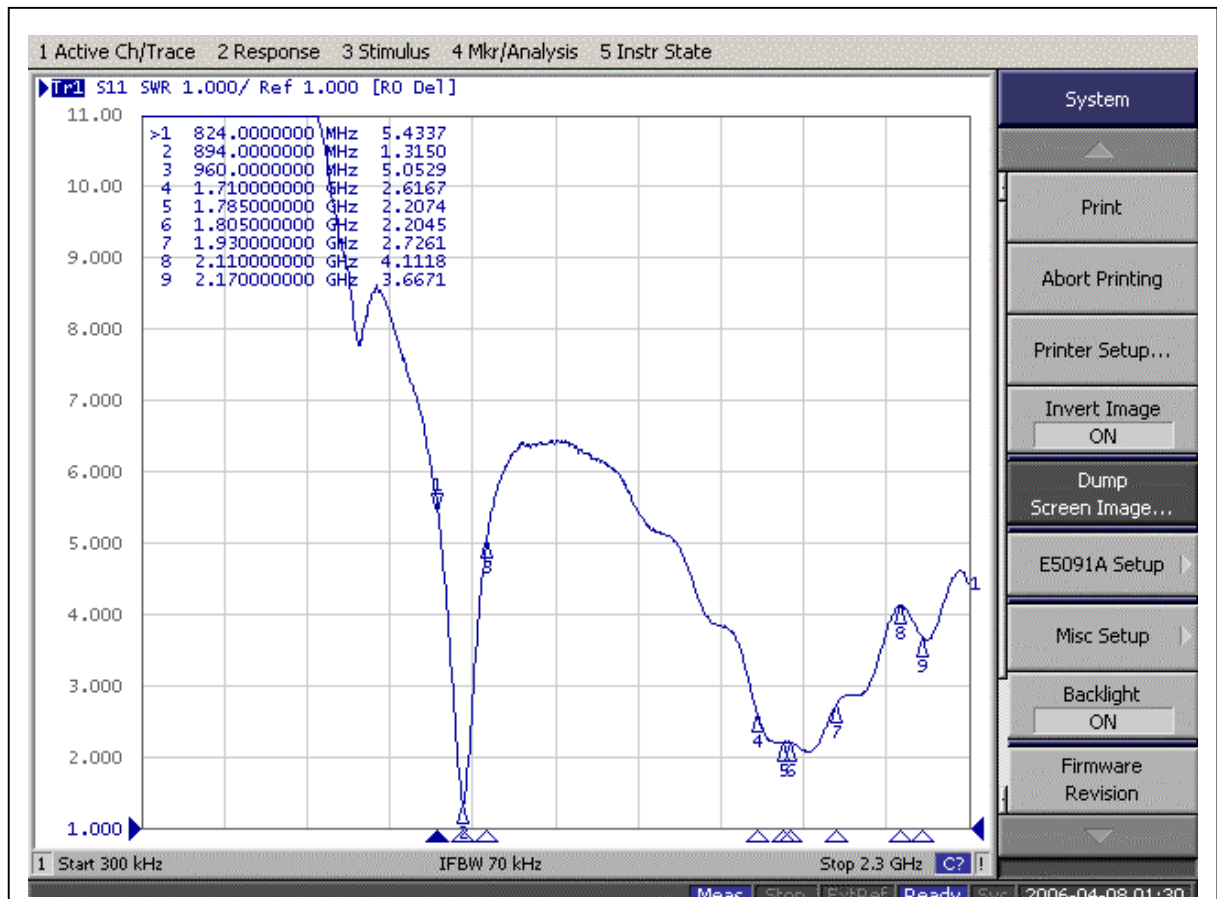
Pattern	Model No.	Test Mode	Freq(MHz)	Max Gain(dBi)	Min Gain(dBi)	Avg. Gain(dBi)	Source Polar.	Date
1	L41	Right	5875.00	-4.07 / 61.00	-19.95 / 295.00	-7.26	Ver.	2006/4/4
2	L41	Right	5875.00	0.42 / 248.00	-31.70 / 124.00	-4.58	Hor.	2006/4/4
3	L41	Right	5875.00	0.44 / 248.00	-12.91 / 284.00	-3.73	V+H	2006/4/4

## 6. GPRS Ant.

*800~900MHz/1.7~1.9GHz / Return Loss*



*800~900MHz/1.7~1.9GHz / VSWR*



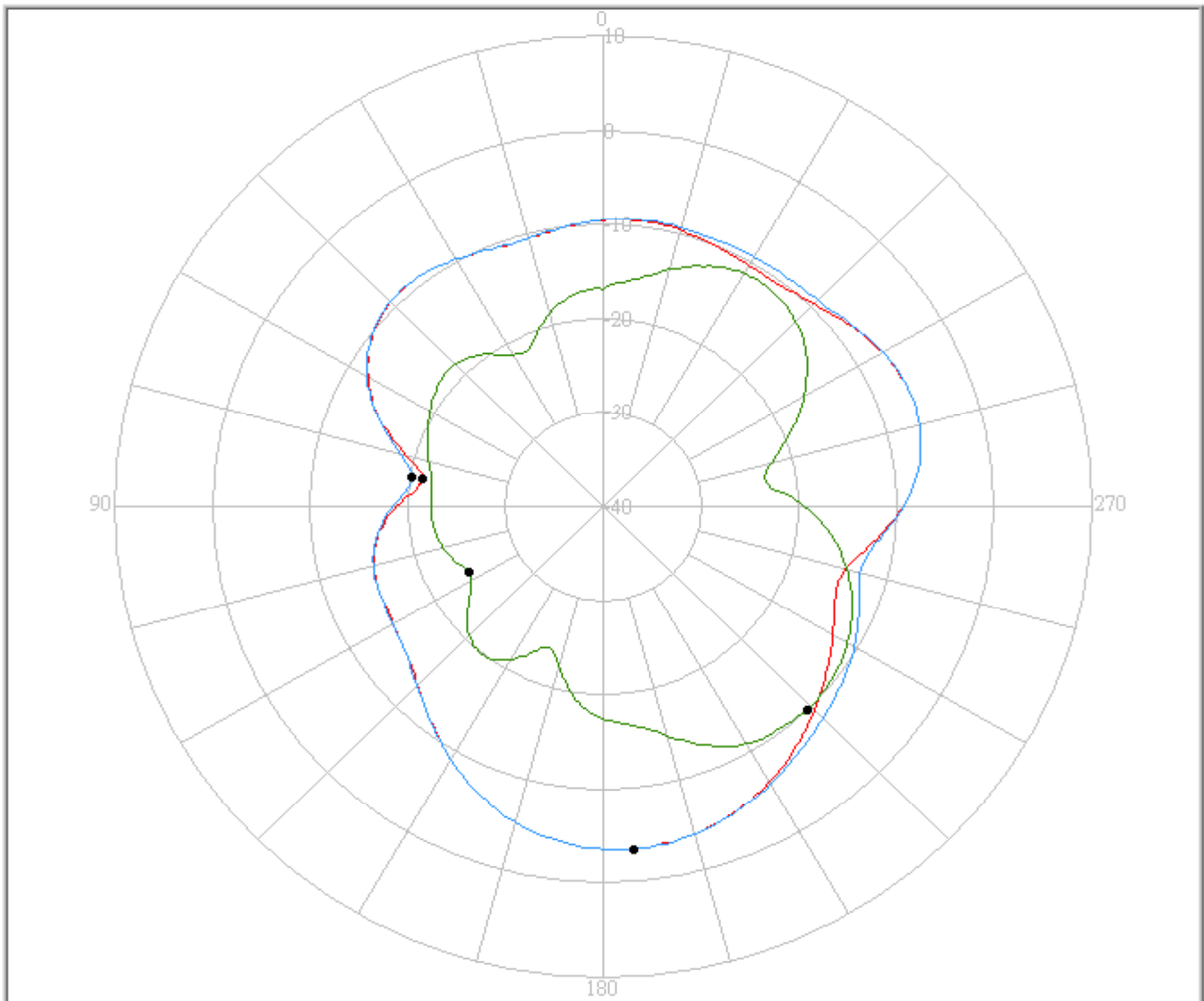
## 7. Gain & Pattern- GPRS Ant.

### a. 0.824GHz



# FAVORTRON Co. Ltd Antenna Pattern Measurement

4F, No. 108-1, Min Chuan Rd., Hsin-Tien City, Taipei, Taiwan, R.O.C. Tel:886-2-2218-2189,  
Fax:886-2-2218-5760



Pattern	Model No.	Test Mode	Freq(MHz)	Max Gain(dBi)	Min Gain(dBi)	Avg. Gain(dBi)	Source Polar.	Date
1	L41	GPRS	824.00	-3.50 / 185.00	-21.28 / 81.00	-8.78	Ver.	2006/3/29
2	L41	GPRS	824.00	-10.01 / 224.00	-24.49 / 117.00	-15.53	Hor.	2006/3/29
3	L41	GPRS	824.00	-3.50 / 185.00	-20.20 / 81.00	-8.55	V+H	2006/3/29

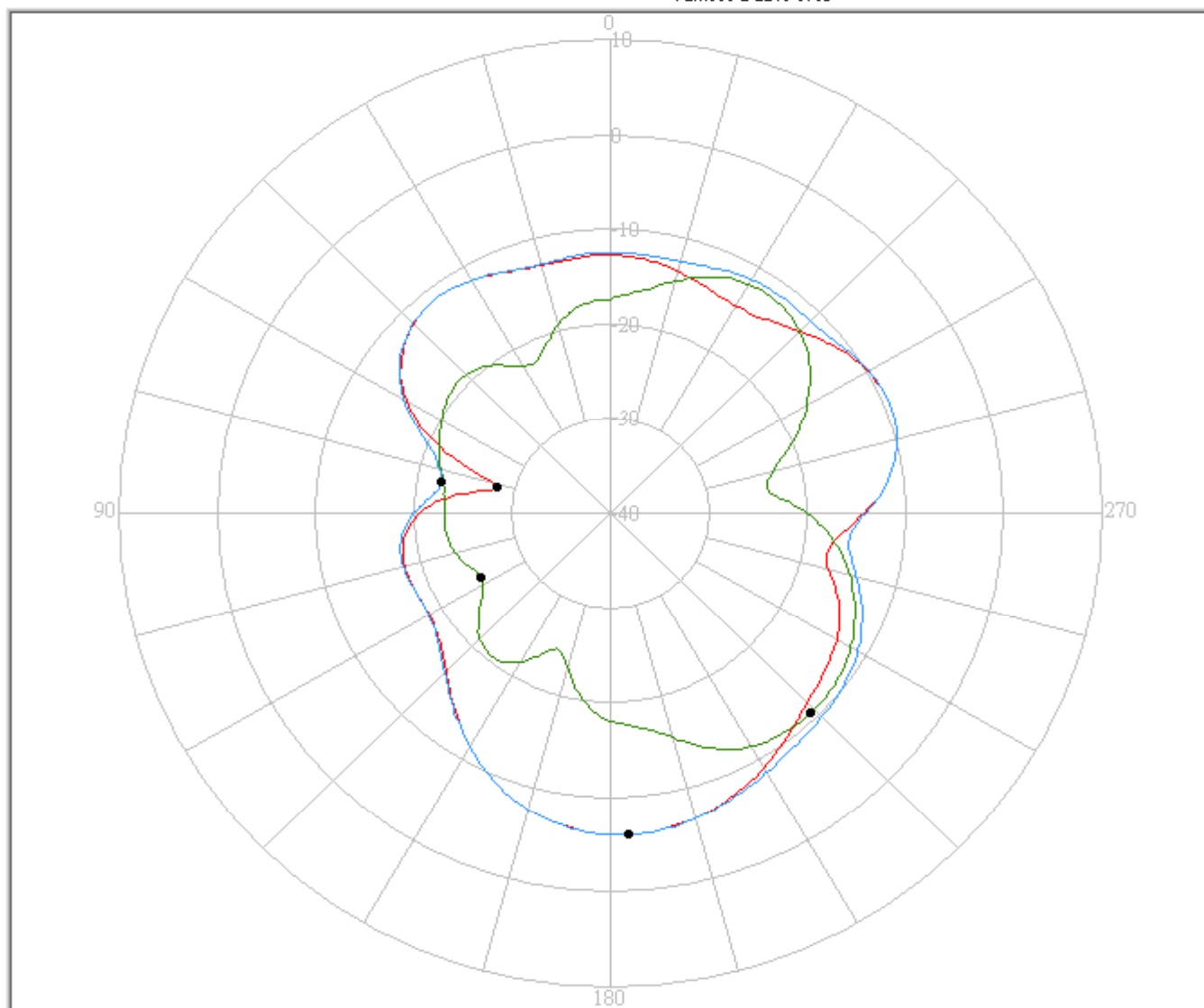
## b. 0.836GHz



# FAVORTRON Co. Ltd

## Antenna Pattern Measurement

4F, No. 108-1, Min Chuan Rd., Hsin-Tien City, Taipei, Taiwan, R.O.C. Tel:886-2-2218-2189,  
Fax:886-2-2218-5760



Pattern	Model No.	Test Mode	Freq(MHz)	Max Gain(dBi)	Min Gain(dBi)	Avg. Gain(dBi)	Source Polar.	Date
1	L41	GPRS	836.00	-6.03 / 183.00	-28.07 / 77.00	-11.57	Ver.	2006/3/29
2	L41	GPRS	836.00	-10.66 / 224.00	-25.14 / 117.00	-16.18	Hor.	2006/3/29
3	L41	GPRS	836.00	-6.02 / 183.00	-22.47 / 79.00	-11.07	V+H	2006/3/29



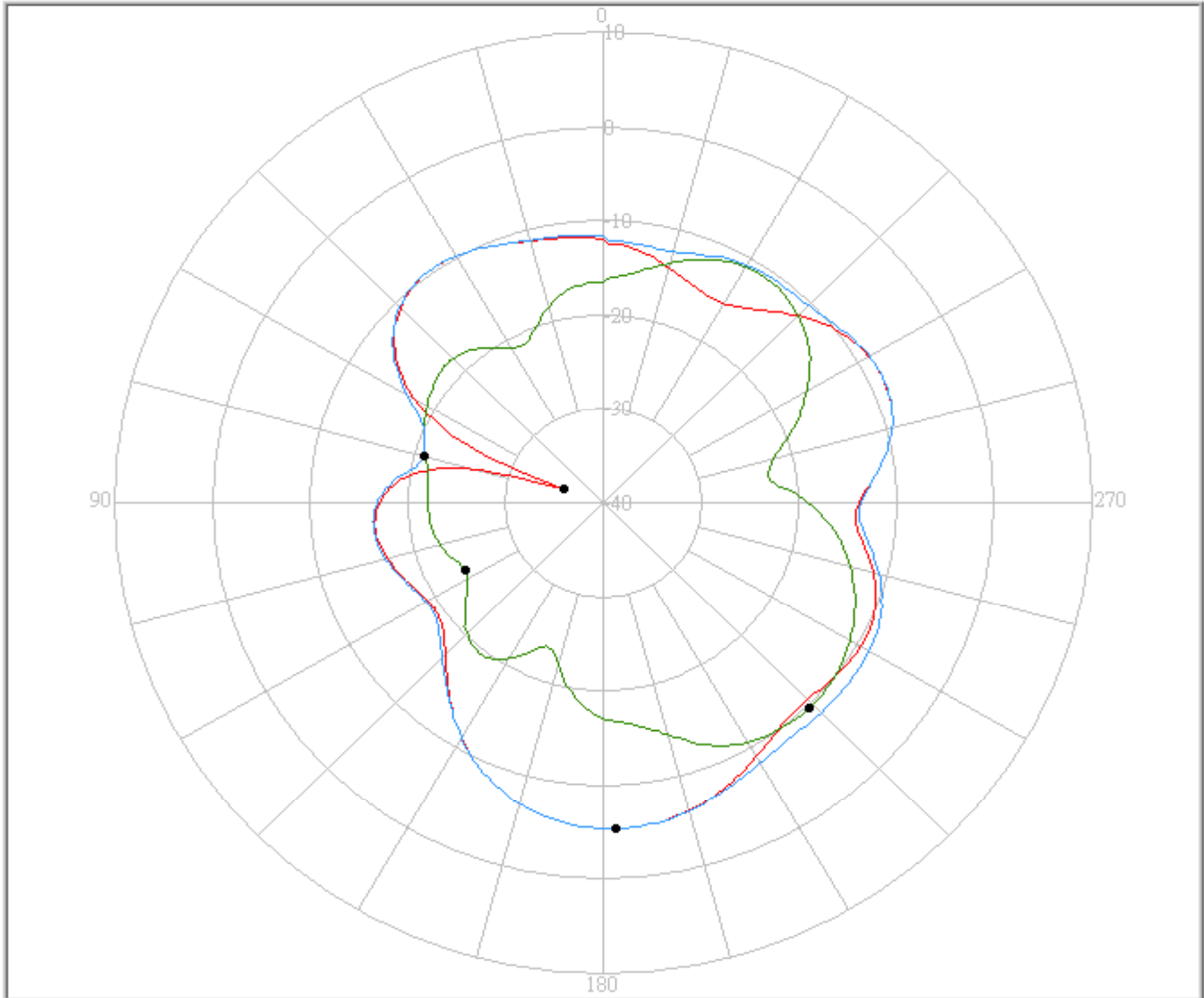
c. 0.849GHz



# FAVORTRON Co. Ltd

## Antenna Pattern Measurement

4F, No. 108-1, Min Chuan Rd., Hsin-Tien City, Taipei, Taiwan, R.O.C. Tel:886-2-2218-2189,  
Fax:886-2-2218-5760



Pattern	Model No.	Test Mode	Freq(MHz)	Max Gain(dBi)	Min Gain(dBi)	Avg. Gain(dBi)	Source Polar.	Date
1	L41	GPRS	849.00	-5.37 / 182.00	-35.76 / 71.00	-10.66	Ver.	2006/3/29
2	L41	GPRS	849.00	-9.68 / 224.00	-24.16 / 117.00	-15.20	Hor.	2006/3/29
3	L41	GPRS	849.00	-5.36 / 182.00	-21.00 / 75.00	-10.17	V+H	2006/3/29

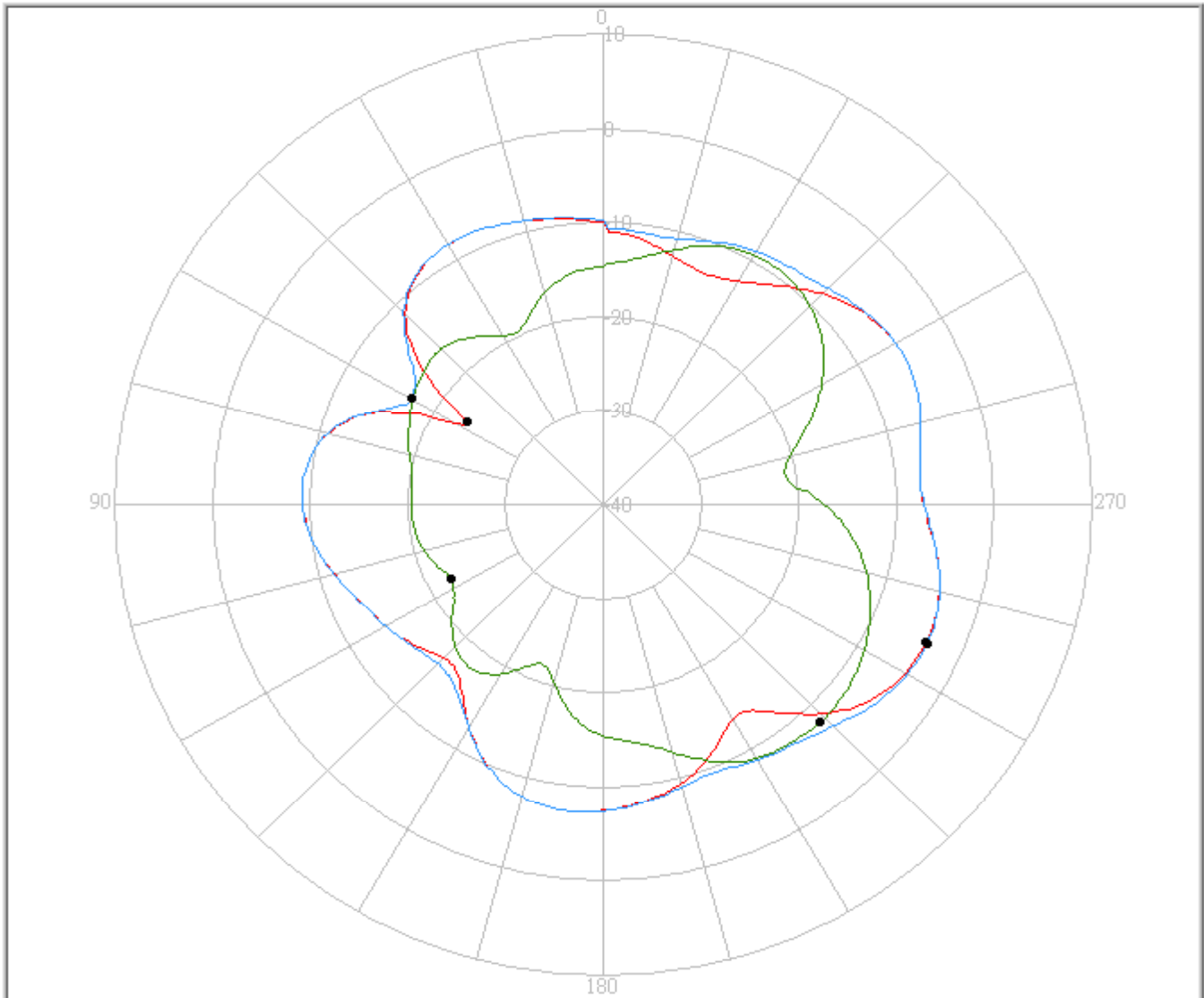
## d. 0.869GHz



# FAVORTRON Co. Ltd

## Antenna Pattern Measurement

4F, No. 108-1, Min Chuan Rd., Hsin-Tien City, Taipei, Taiwan, R.O.C. Tel:886-2-2218-2189,  
Fax:886-2-2218-5760



Pattern	Model No.	Test Mode	Freq(MHz)	Max Gain(dBi)	Min Gain(dBi)	Avg. Gain(dBi)	Source Polar.	Date
1	L41	GPRS	869.00	-3.82 / 246.00	-23.54 / 58.00	-8.77	Ver.	2006/3/29
2	L41	GPRS	869.00	-7.99 / 224.00	-22.47 / 117.00	-13.51	Hor.	2006/3/29
3	L41	GPRS	869.00	-3.71 / 246.00	-17.33 / 60.00	-8.30	V+H	2006/3/29

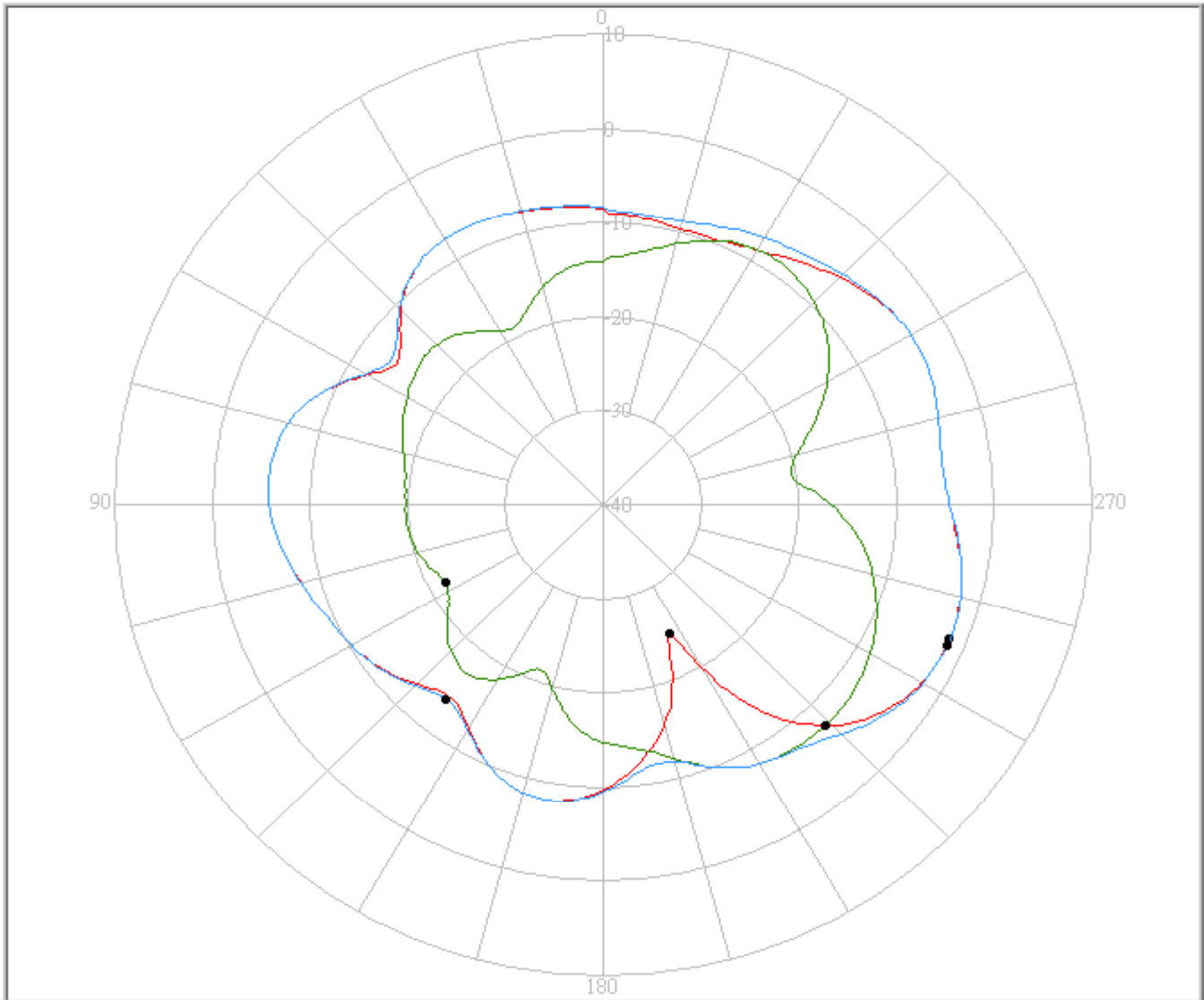
e. 0.880GHz



# FAVORTRON Co. Ltd

## Antenna Pattern Measurement

4F, No. 108-1, Min Chuan Rd., Hsin-Tien City, Taipei, Taiwan, R.O.C. Tel:886-2-2218-2189,  
Fax:886-2-2218-5760



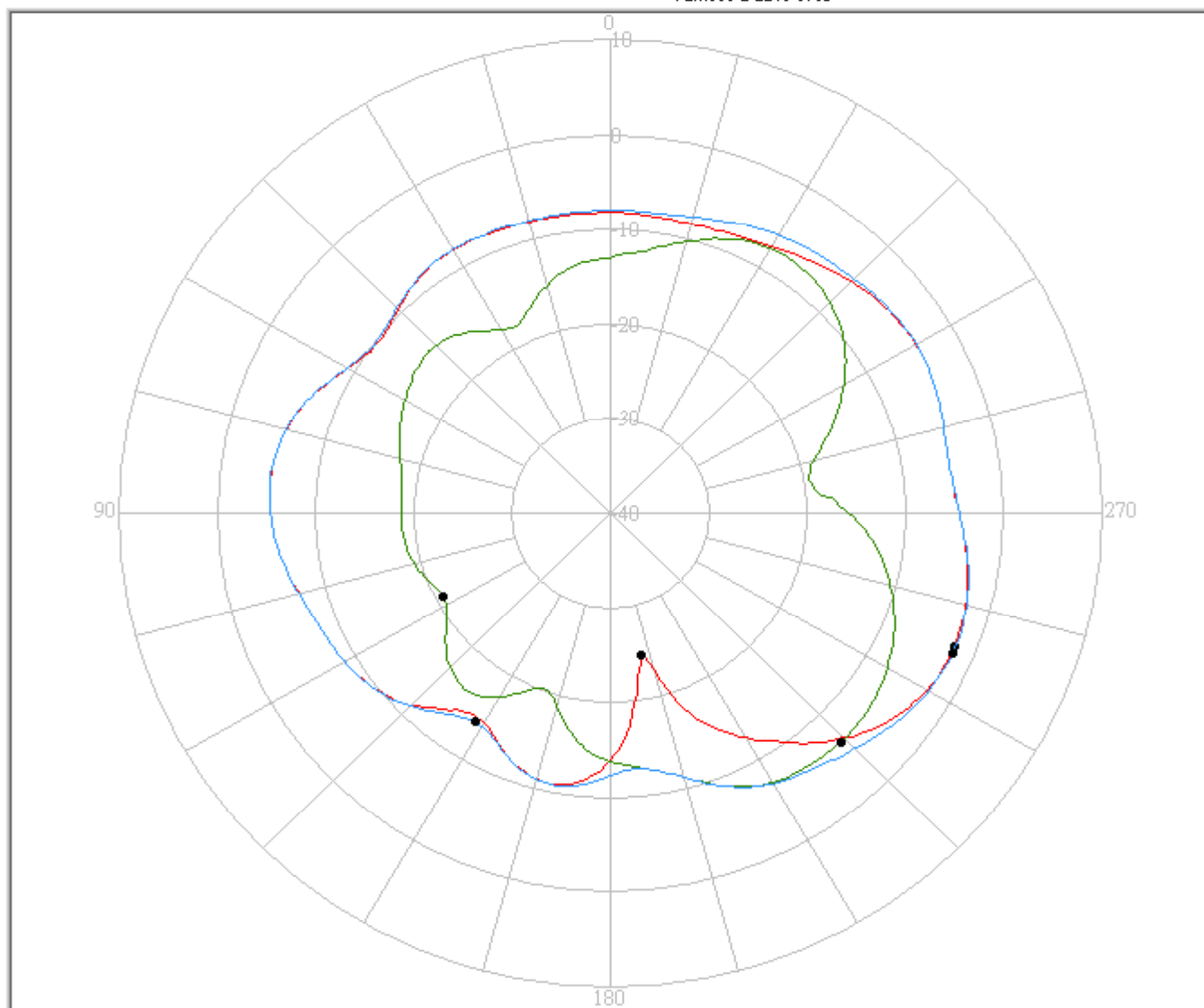
Pattern	Model No.	Test Mode	Freq(MHz)	Max Gain(dBi)	Min Gain(dBi)	Avg. Gain(dBi)	Source Polar.	Date
1	L41	GPRS	880.00	-1.78 / 248.00	-24.63 / 206.00	-6.99	Ver.	2006/3/29
2	L41	GPRS	880.00	-7.33 / 224.00	-21.81 / 117.00	-12.85	Hor.	2006/3/29
3	L41	GPRS	880.00	-1.73 / 247.00	-13.78 / 142.00	-6.64	V+H	2006/3/29

# f. 0.894GHz



## FAVORTRON Co. Ltd Antenna Pattern Measurement

4F, No. 108-1, Min Chuan Rd., Hsin-Tien City, Taipei, Taiwan, R.O.C. Tel:886-2-2218-2189,  
Fax:886-2-2218-5760



Pattern	Model No.	Test Mode	Freq(MHz)	Max Gain(dBi)	Min Gain(dBi)	Avg. Gain(dBi)	Source Polar.	Date
1	L41	GPRS	894.00	-2.29 / 248.00	-24.59 / 192.00	-6.95	Ver.	2006/3/29
2	L41	GPRS	894.00	-6.33 / 224.00	-20.81 / 117.00	-11.85	Hor.	2006/3/29
3	L41	GPRS	894.00	-2.18 / 247.00	-13.99 / 148.00	-6.50	V+H	2006/3/29

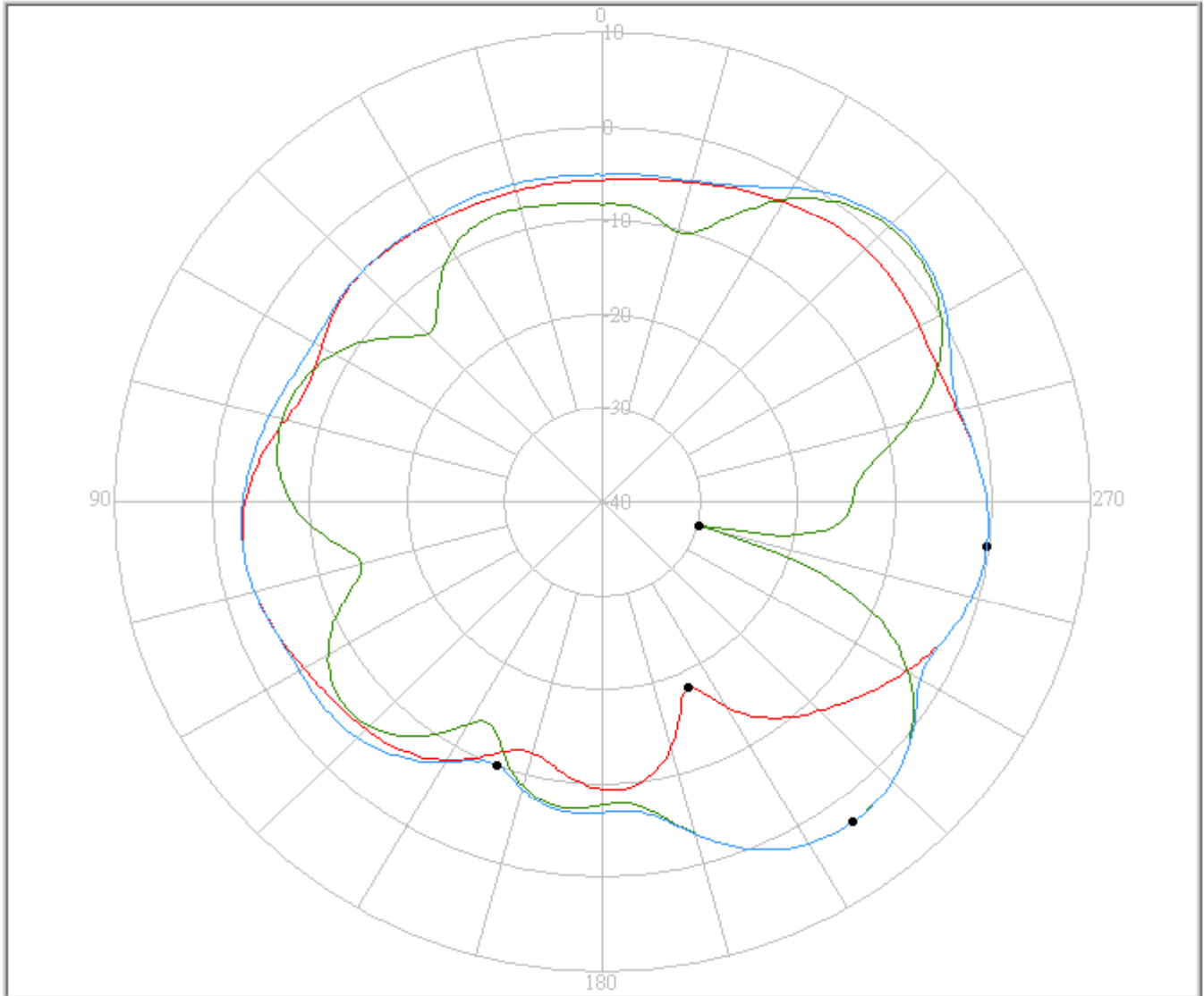
g. 0.900GHz



# FAVORTRON Co. Ltd

## Antenna Pattern Measurement

4F, No. 108-1, Min Chuan Rd., Hsin-Tien City, Taipei, Taiwan, R.O.C. Tel:886-2-2218-2189,  
Fax:886-2-2218-5760



Pattern	Model No.	Test Mode	Freq(MHz)	Max Gain(dBi)	Min Gain(dBi)	Avg. Gain(dBi)	Source Polar.	Date
1	L41	GPRS	900.00	-0.33 / 263.00	-18.30 / 204.00	-4.56	Ver.	2006/3/29
2	L41	GPRS	900.00	2.68 / 217.00	-29.76 / 256.00	-4.18	Hor.	2006/3/29
3	L41	GPRS	900.00	2.68 / 217.00	-10.05 / 159.00	-2.22	V+H	2006/3/29

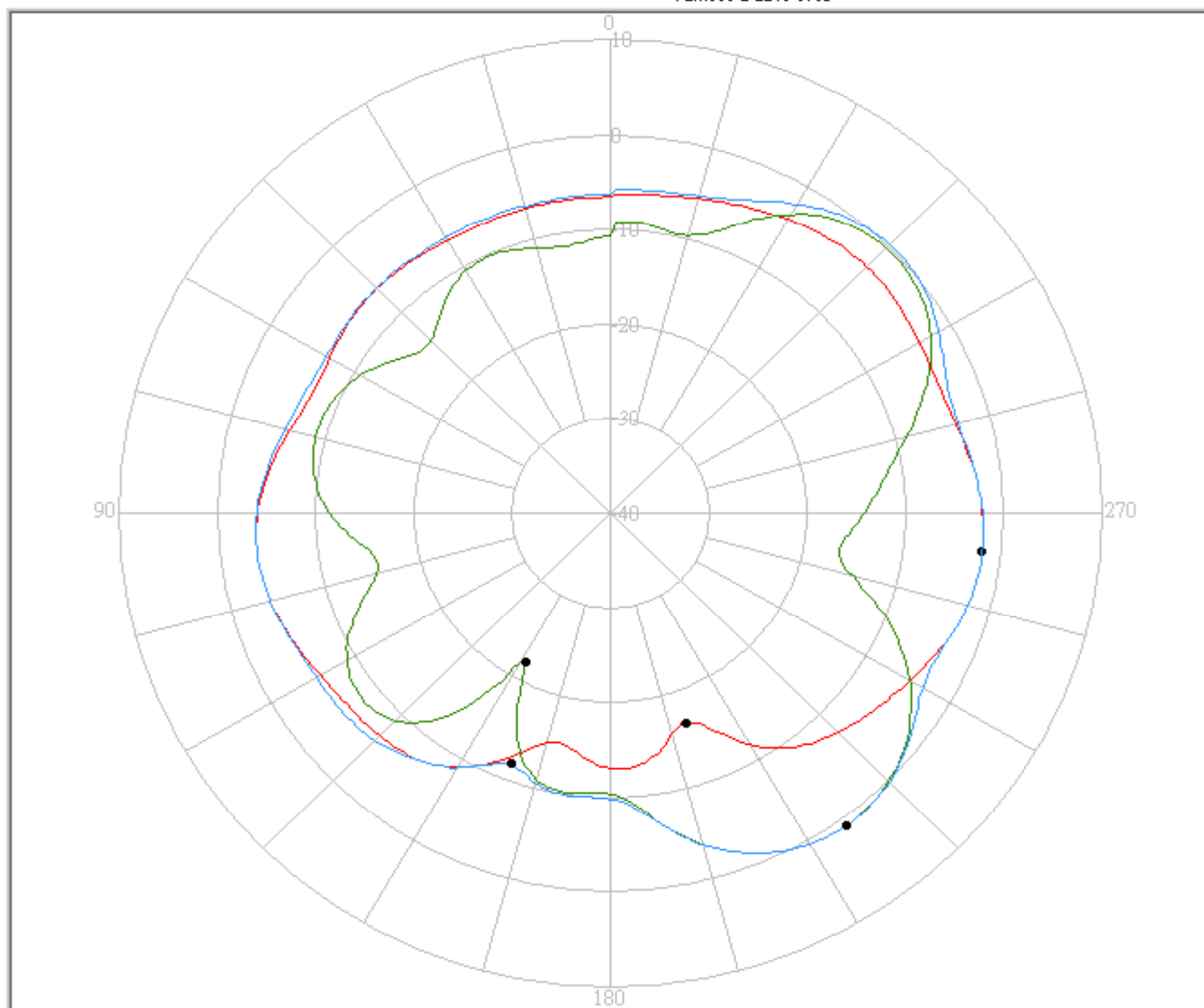
## h. 0.915GHz



# FAVORTRON Co. Ltd

## Antenna Pattern Measurement

4F, No. 108-1, Min Chuan Rd., Hsin-Tien City, Taipei, Taiwan, R.O.C. Tel:886-2-2218-2189,  
Fax:886-2-2218-5760



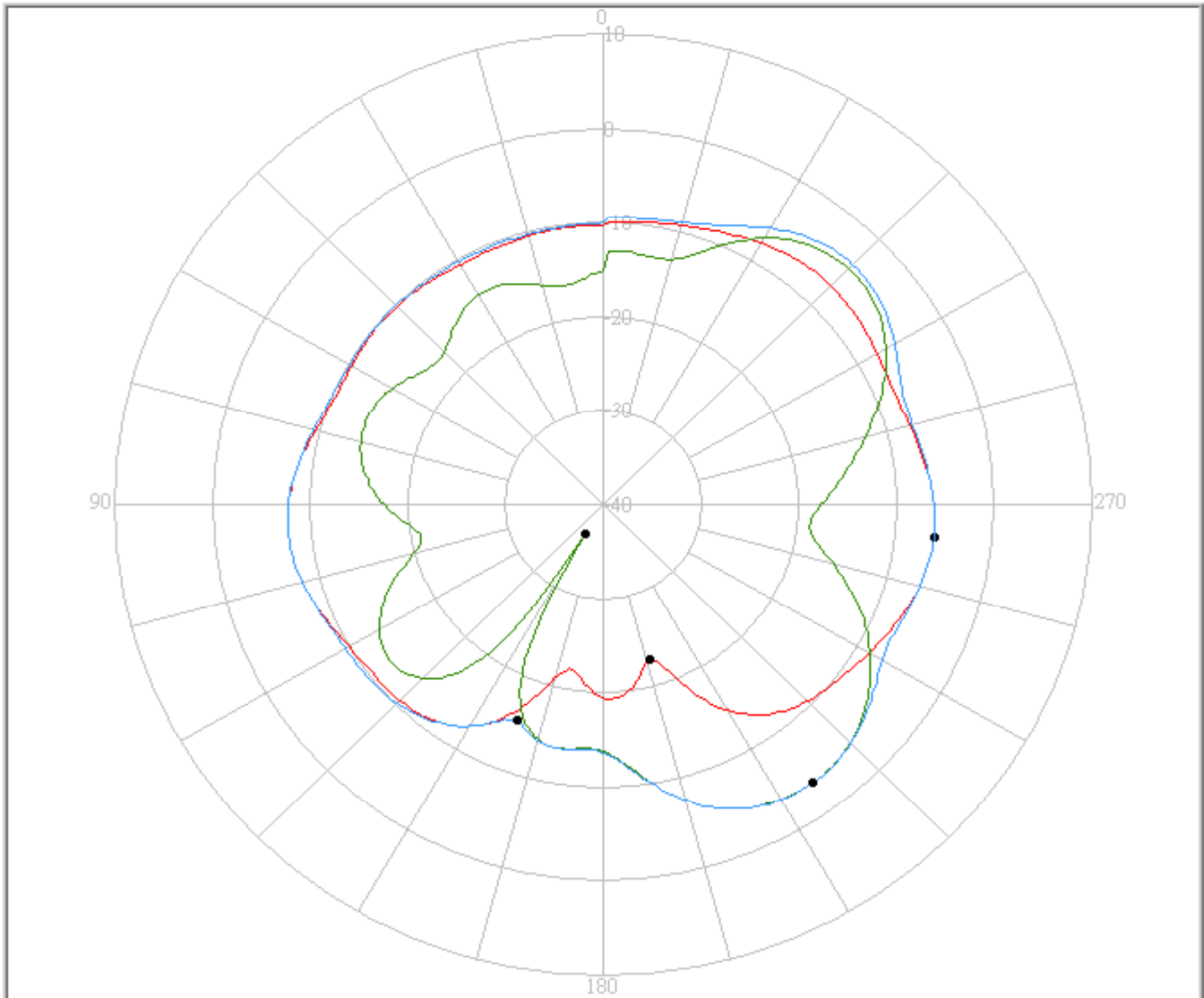
Pattern	Model No.	Test Mode	Freq(MHz)	Max Gain(dBi)	Min Gain(dBi)	Avg. Gain(dBi)	Source Polar.	Date
1	L41	GPRS	915.00	-1.98 / 264.00	-16.65 / 199.00	-5.63	Ver.	2006/3/29
2	L41	GPRS	915.00	0.74 / 216.00	-22.07 / 151.00	-5.94	Hor.	2006/3/29
3	L41	GPRS	915.00	0.76 / 216.00	-11.67 / 159.00	-3.67	V+H	2006/3/29

# i. 0.925GHz



## FAVORTRON Co. Ltd Antenna Pattern Measurement

4F, No. 108-1, Min Chuan Rd., Hsin-Tien City, Taipei, Taiwan, R.O.C. Tel:886-2-2218-2189,  
Fax:886-2-2218-5760



Pattern	Model No.	Test Mode	Freq(MHz)	Max Gain(dBi)	Min Gain(dBi)	Avg. Gain(dBi)	Source Polar.	Date
1	L41	GPRS	925.00	-6.02 / 264.00	-22.81 / 196.00	-9.45	Ver.	2006/3/29
2	L41	GPRS	925.00	-3.49 / 216.00	-36.39 / 149.00	-9.99	Hor.	2006/3/29
3	L41	GPRS	925.00	-3.46 / 216.00	-15.40 / 159.00	-7.60	V+H	2006/3/29

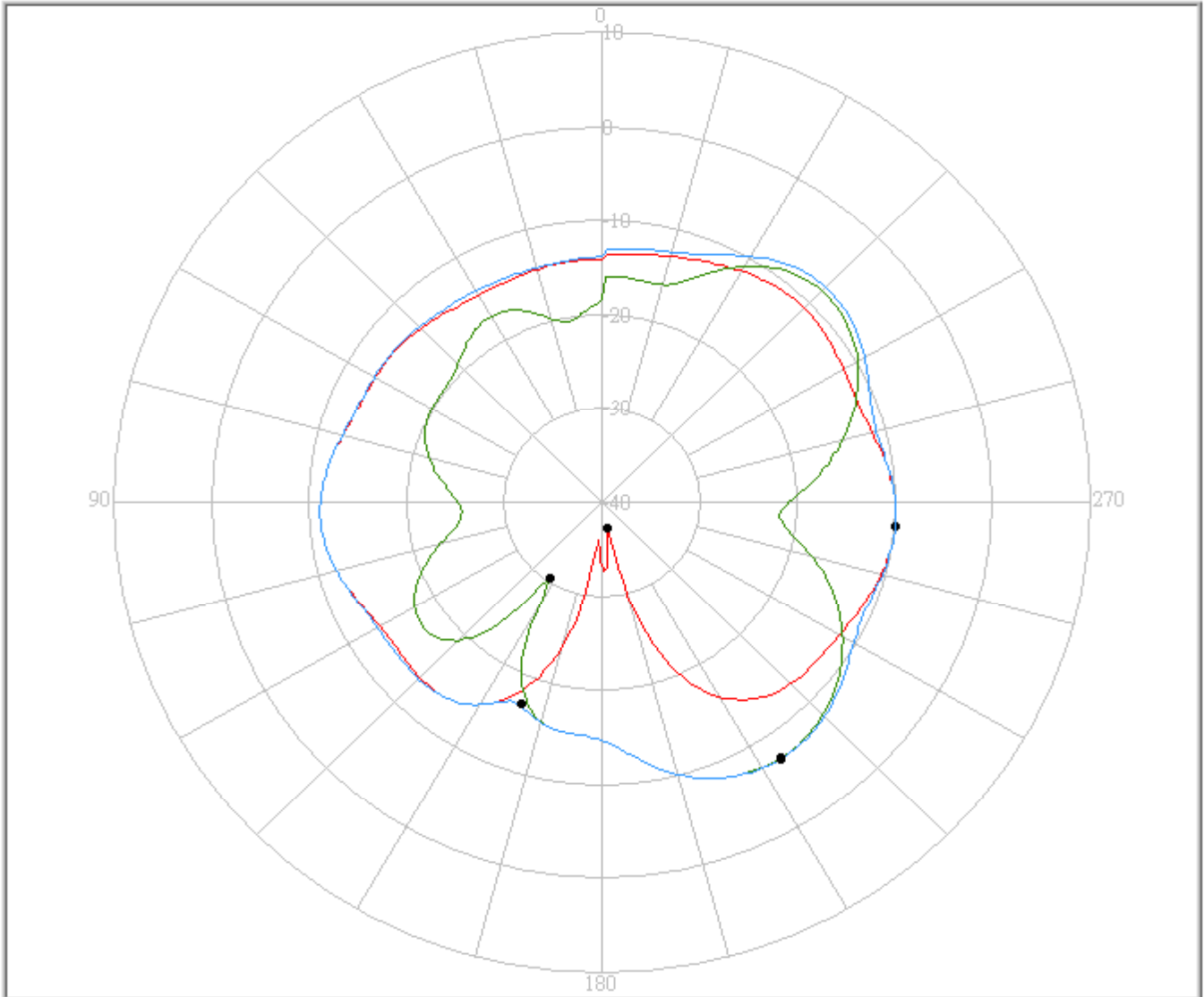
j. 0.940GHz



# FAVORTRON Co. Ltd

## Antenna Pattern Measurement

4F, No. 108-1, Min Chuan Rd., Hsin-Tien City, Taipei, Taiwan, R.O.C. Tel:886-2-2218-2189,  
Fax:886-2-2218-5760



Pattern	Model No.	Test Mode	Freq(MHz)	Max Gain(dBi)	Min Gain(dBi)	Avg. Gain(dBi)	Source Polar.	Date
1	L41	GPRS	940.00	-9.87 / 265.00	-37.20 / 190.00	-12.98	Ver.	2006/3/29
2	L41	GPRS	940.00	-7.25 / 214.00	-30.33 / 147.00	-13.37	Hor.	2006/3/29
3	L41	GPRS	940.00	-7.18 / 214.00	-16.96 / 159.00	-11.07	V+H	2006/3/29

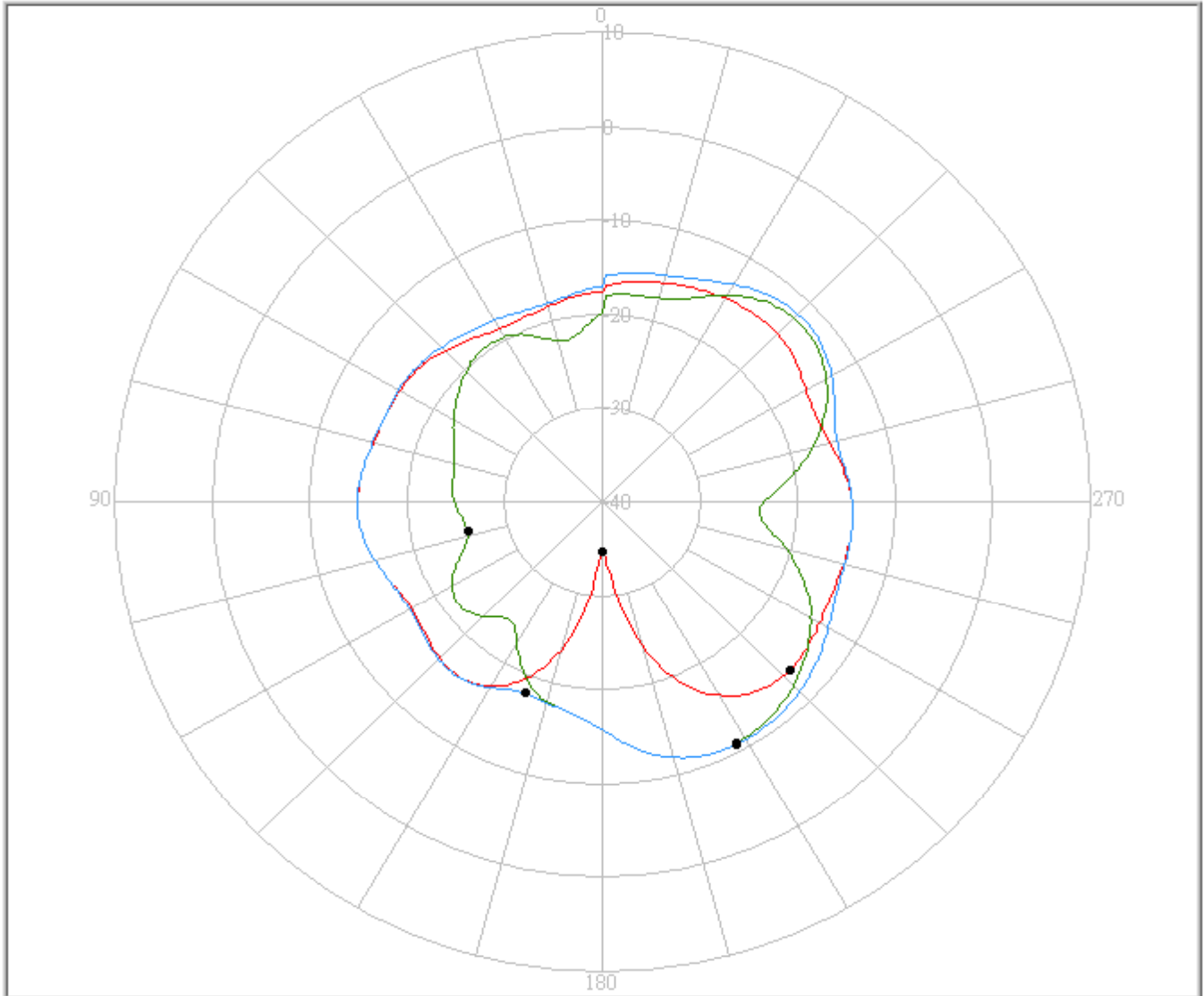


# k. 0.960GHz



## FAVORTRON Co. Ltd Antenna Pattern Measurement

4F, No. 108-1, Min Chuan Rd., Hsin-Tien City, Taipei, Taiwan, R.O.C. Tel:886-2-2218-2189,  
Fax:886-2-2218-5760



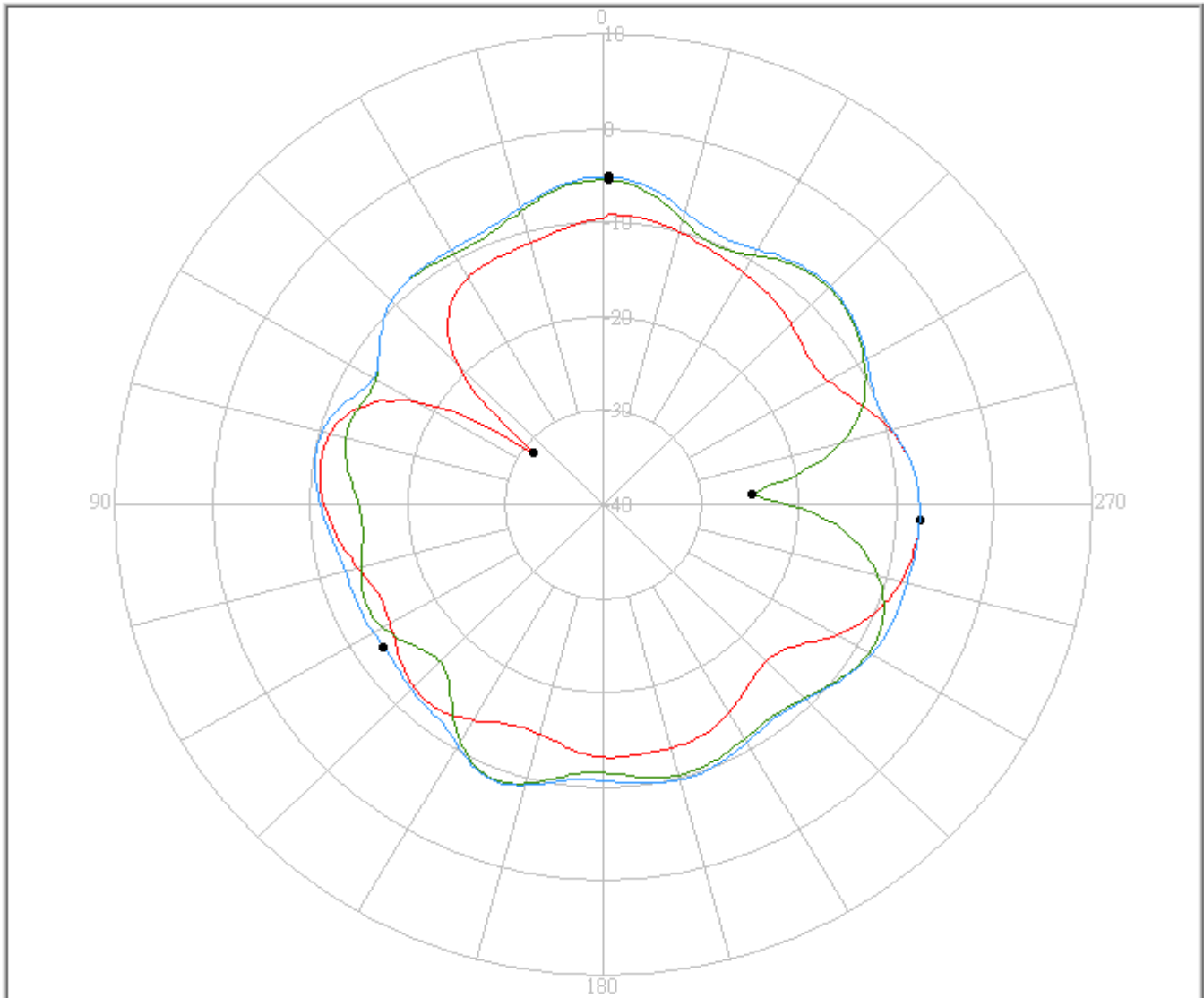
Pattern	Model No.	Test Mode	Freq(MHz)	Max Gain(dBi)	Min Gain(dBi)	Avg. Gain(dBi)	Source Polar.	Date
1	L41	GPRS	960.00	-13.74 / 227.00	-34.70 / 180.00	-16.29	Ver.	2006/3/29
2	L41	GPRS	960.00	-10.87 / 208.00	-25.90 / 103.00	-16.53	Hor.	2006/3/29
3	L41	GPRS	960.00	-10.73 / 208.00	-18.16 / 159.00	-14.43	V+H	2006/3/29

# I. 1.710GHz



## FAVORTRON Co. Ltd Antenna Pattern Measurement

4F, No. 108-1, Min Chuan Rd., Hsin-Tien City, Taipei, Taiwan, R.O.C. Tel:886-2-2218-2189,  
Fax:886-2-2218-5760



Pattern	Model No.	Test Mode	Freq(MHz)	Max Gain(dBi)	Min Gain(dBi)	Avg. Gain(dBi)	Source Polar.	Date
1	L41	GPRS	1710.00	-7.61 / 267.00	-30.97 / 52.00	-11.92	Ver.	2006/3/29
2	L41	GPRS	1710.00	-5.43 / 359.00	-24.68 / 274.00	-10.25	Hor.	2006/3/29
3	L41	GPRS	1710.00	-5.06 / 359.00	-12.92 / 124.00	-9.12	V+H	2006/3/29

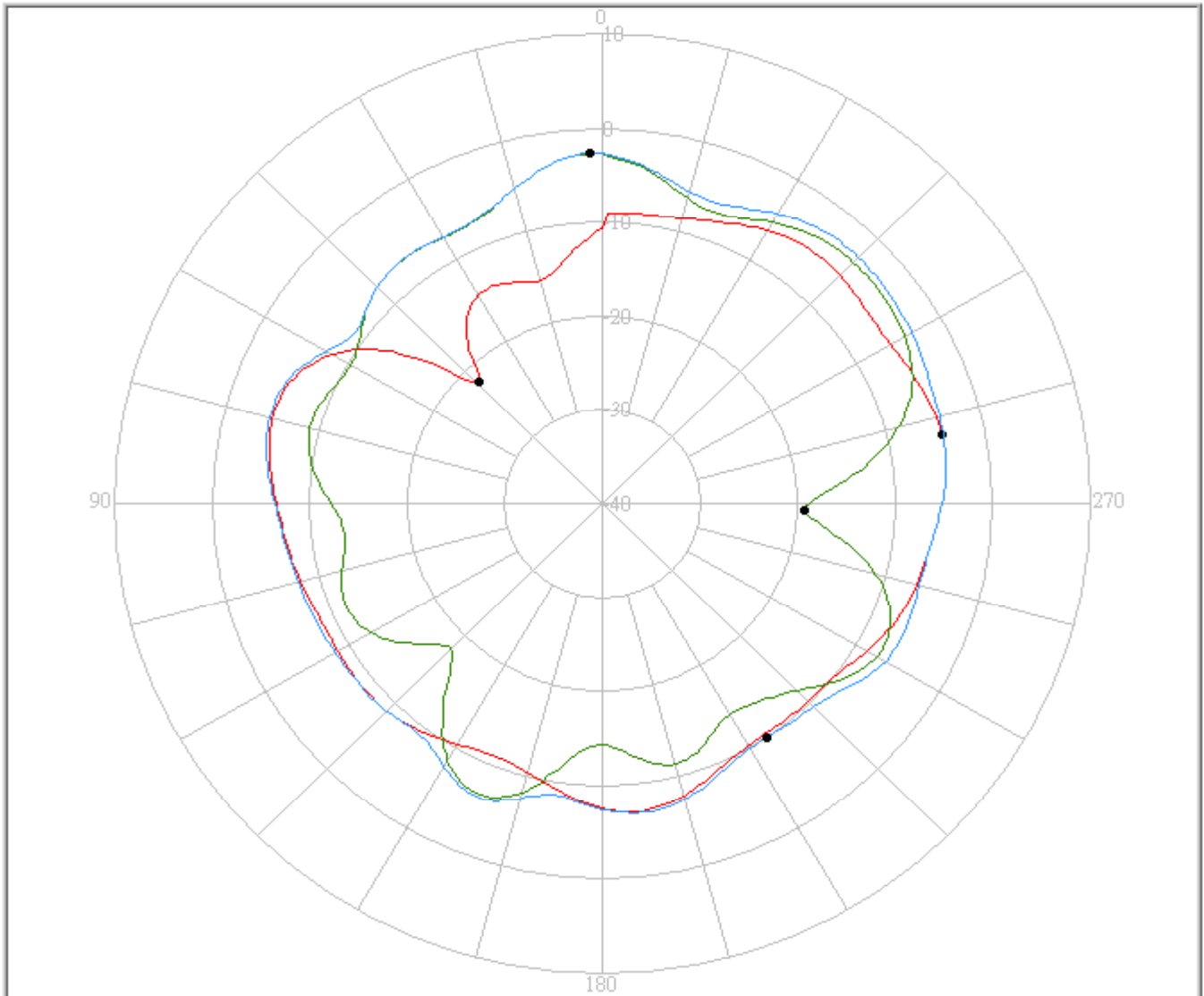
m. 1.750GHz



# FAVORTRON Co. Ltd

## Antenna Pattern Measurement

4F, No. 108-1, Min Chuan Rd., Hsin-Tien City, Taipei, Taiwan, R.O.C. Tel:886-2-2218-2189,  
Fax:886-2-2218-5760



Pattern	Model No.	Test Mode	Freq(MHz)	Max Gain(dBi)	Min Gain(dBi)	Avg. Gain(dBi)	Source Polar.	Date
1	L41	GPRS	1750.00	-4.45 / 282.00	-21.92 / 44.00	-7.88	Ver.	2006/3/29
2	L41	GPRS	1750.00	-2.65 / 2.00	-19.25 / 268.00	-7.94	Hor.	2006/3/29
3	L41	GPRS	1750.00	-2.61 / 2.00	-9.98 / 214.00	-5.96	V+H	2006/3/29

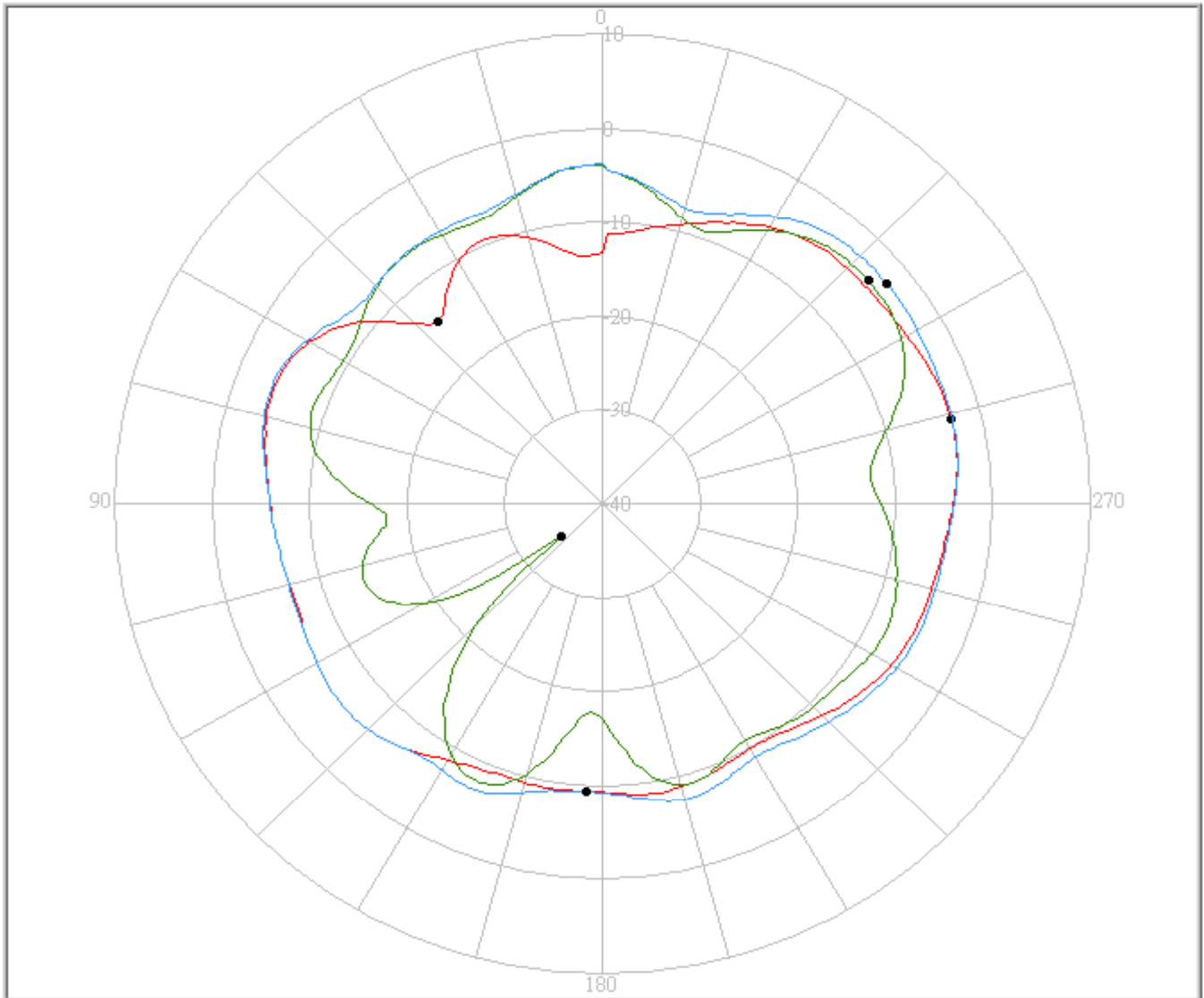
n. 1.785GHz



# FAVORTRON Co. Ltd

## Antenna Pattern Measurement

4F, No. 108-1, Min Chuan Rd., Hsin-Tien City, Taipei, Taiwan, R.O.C. Tel:886-2-2218-2189,  
Fax:886-2-2218-5760



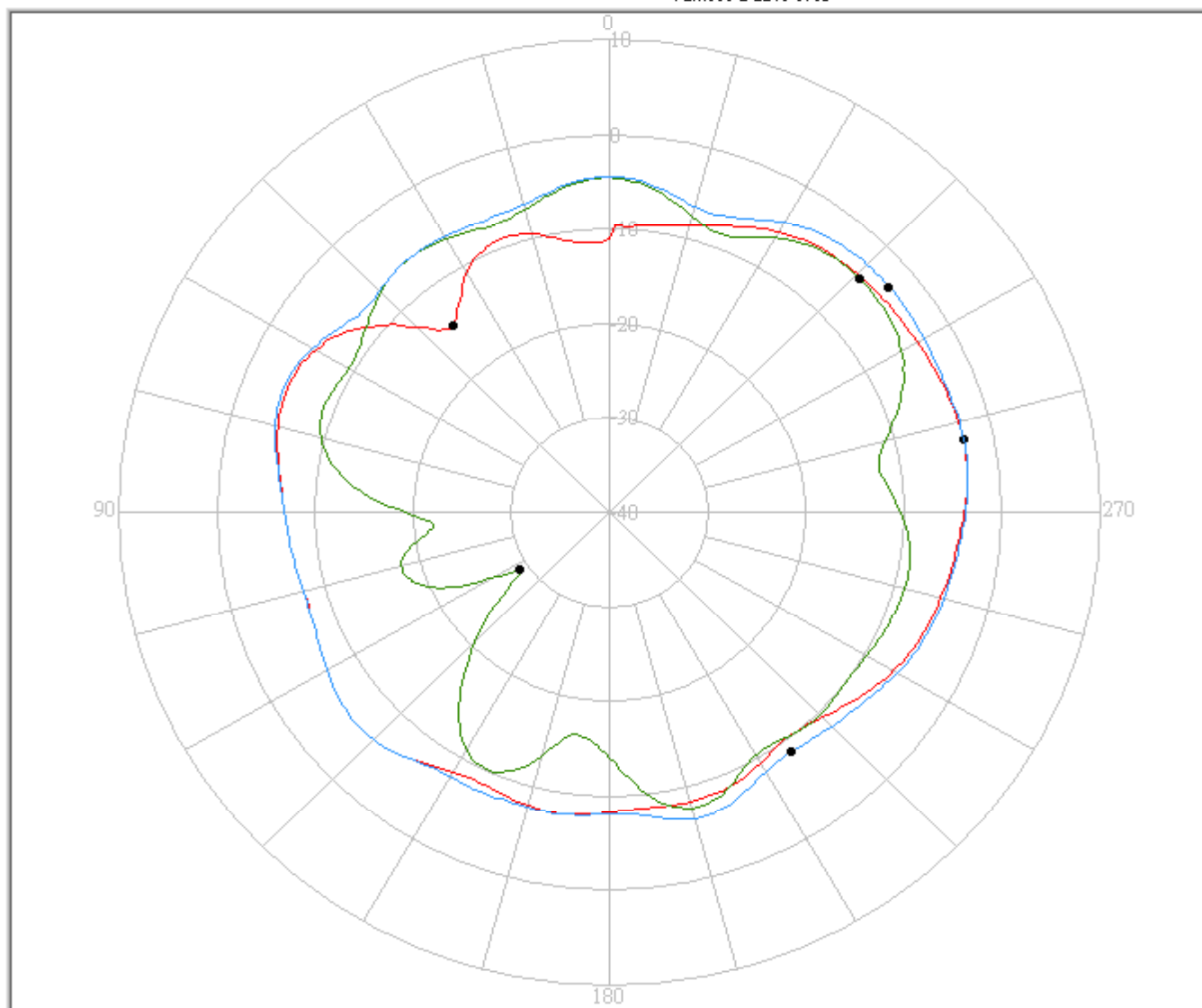
Pattern	Model No.	Test Mode	Freq(MHz)	Max Gain(dBi)	Min Gain(dBi)	Avg. Gain(dBi)	Source Polar.	Date
1	L41	GPRS	1785.00	-3.14 / 284.00	-14.26 / 41.00	-6.61	Ver.	2006/3/29
2	L41	GPRS	1785.00	-3.82 / 311.00	-34.60 / 129.00	-8.40	Hor.	2006/3/29
3	L41	GPRS	1785.00	-2.61 / 309.00	-9.35 / 177.00	-5.47	V+H	2006/3/29

# o. 1.805GHz



## FAVORTRON Co. Ltd Antenna Pattern Measurement

4F, No. 108-1, Min Chuan Rd., Hsin-Tien City, Taipei, Taiwan, R.O.C. Tel:886-2-2218-2189,  
Fax:886-2-2218-5760



Pattern	Model No.	Test Mode	Freq(MHz)	Max Gain(dBi)	Min Gain(dBi)	Avg. Gain(dBi)	Source Polar.	Date
1	L41	GPRS	1805.00	-3.14 / 282.00	-14.61 / 39.00	-6.61	Ver.	2006/3/29
2	L41	GPRS	1805.00	-4.51 / 314.00	-29.03 / 124.00	-8.73	Hor.	2006/3/29
3	L41	GPRS	1805.00	-2.84 / 310.00	-8.68 / 216.00	-5.59	V+H	2006/3/29

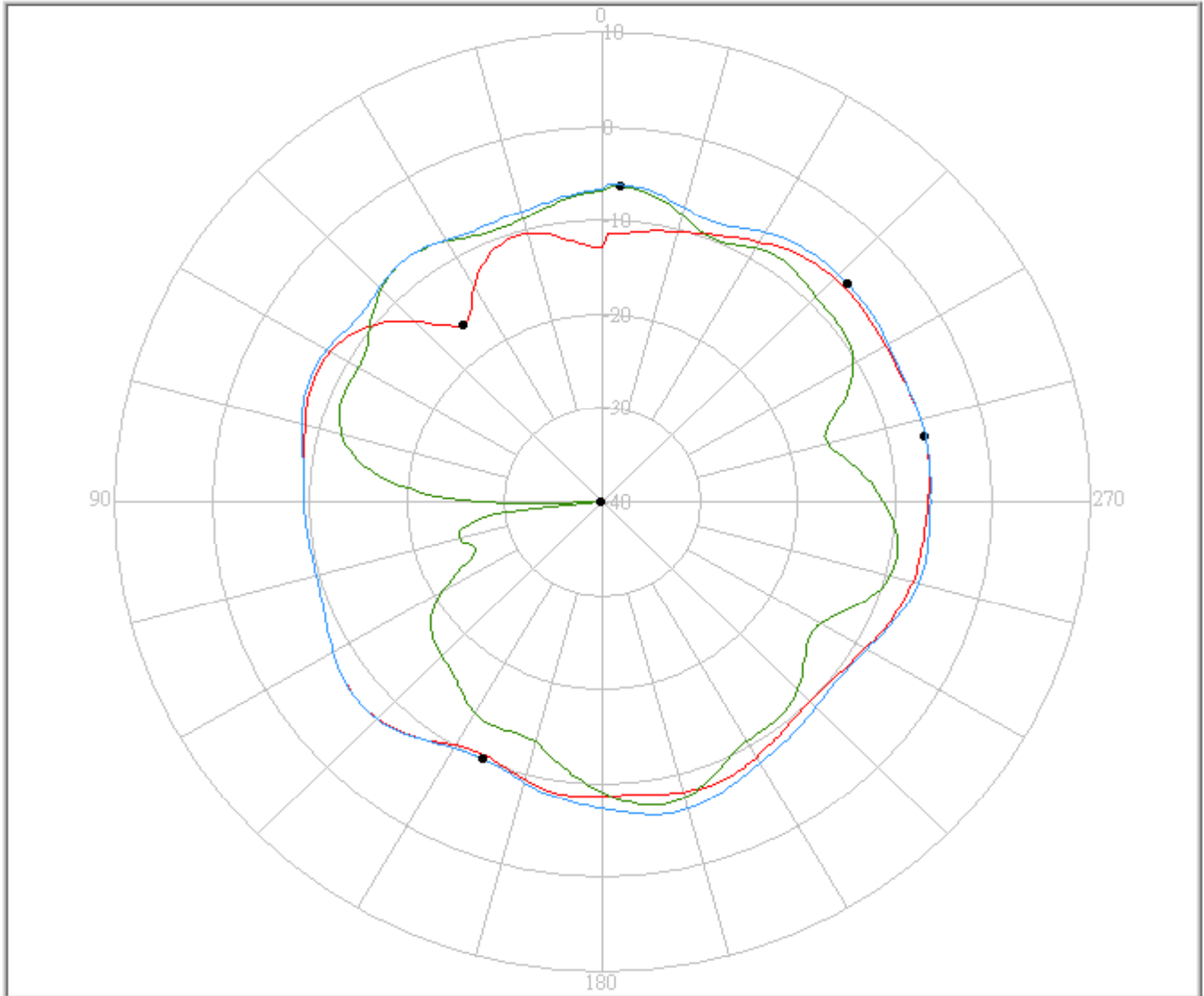
p. 1.840GHz



# FAVORTRON Co. Ltd

## Antenna Pattern Measurement

4F, No. 108-1, Min Chuan Rd., Hsin-Tien City, Taipei, Taiwan, R.O.C. Tel:886-2-2218-2189,  
Fax:886-2-2218-5760



Pattern	Model No.	Test Mode	Freq(MHz)	Max Gain(dBi)	Min Gain(dBi)	Avg. Gain(dBi)	Source Polar.	Date
1	L41	GPRS	1840.00	-6.23 / 282.00	-16.31 / 37.00	-8.55	Ver.	2006/3/29
2	L41	GPRS	1840.00	-6.34 / 357.00	-39.90 / 93.00	-10.51	Hor.	2006/3/29
3	L41	GPRS	1840.00	-5.79 / 313.00	-10.04 / 156.00	-7.50	V+H	2006/3/29

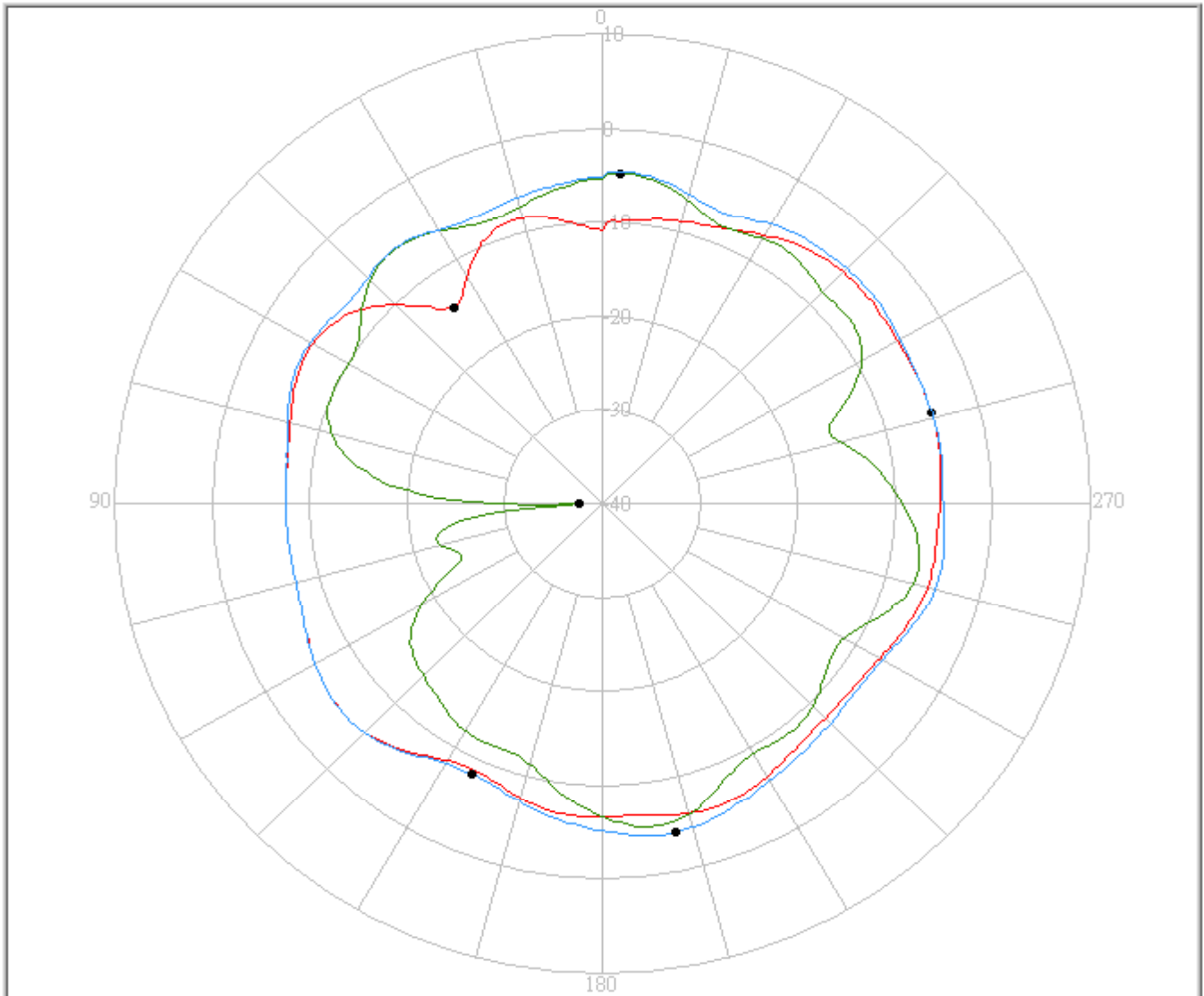
q. 1.85GHz



# FAVORTRON Co. Ltd

## Antenna Pattern Measurement

4F, No. 108-1, Min Chuan Rd., Hsin-Tien City, Taipei, Taiwan, R.O.C. Tel:886-2-2218-2189,  
Fax:886-2-2218-5760



Pattern	Model No.	Test Mode	Freq(MHz)	Max Gain(dBi)	Min Gain(dBi)	Avg. Gain(dBi)	Source Polar.	Date
1	L41	GPRS	1850.00	-4.86 / 286.00	-14.09 / 36.00	-6.84	Ver.	2006/3/29
2	L41	GPRS	1850.00	-4.76 / 357.00	-37.66 / 92.00	-8.82	Hor.	2006/3/29
3	L41	GPRS	1850.00	-4.17 / 192.00	-8.29 / 155.00	-5.80	V+H	2006/3/29

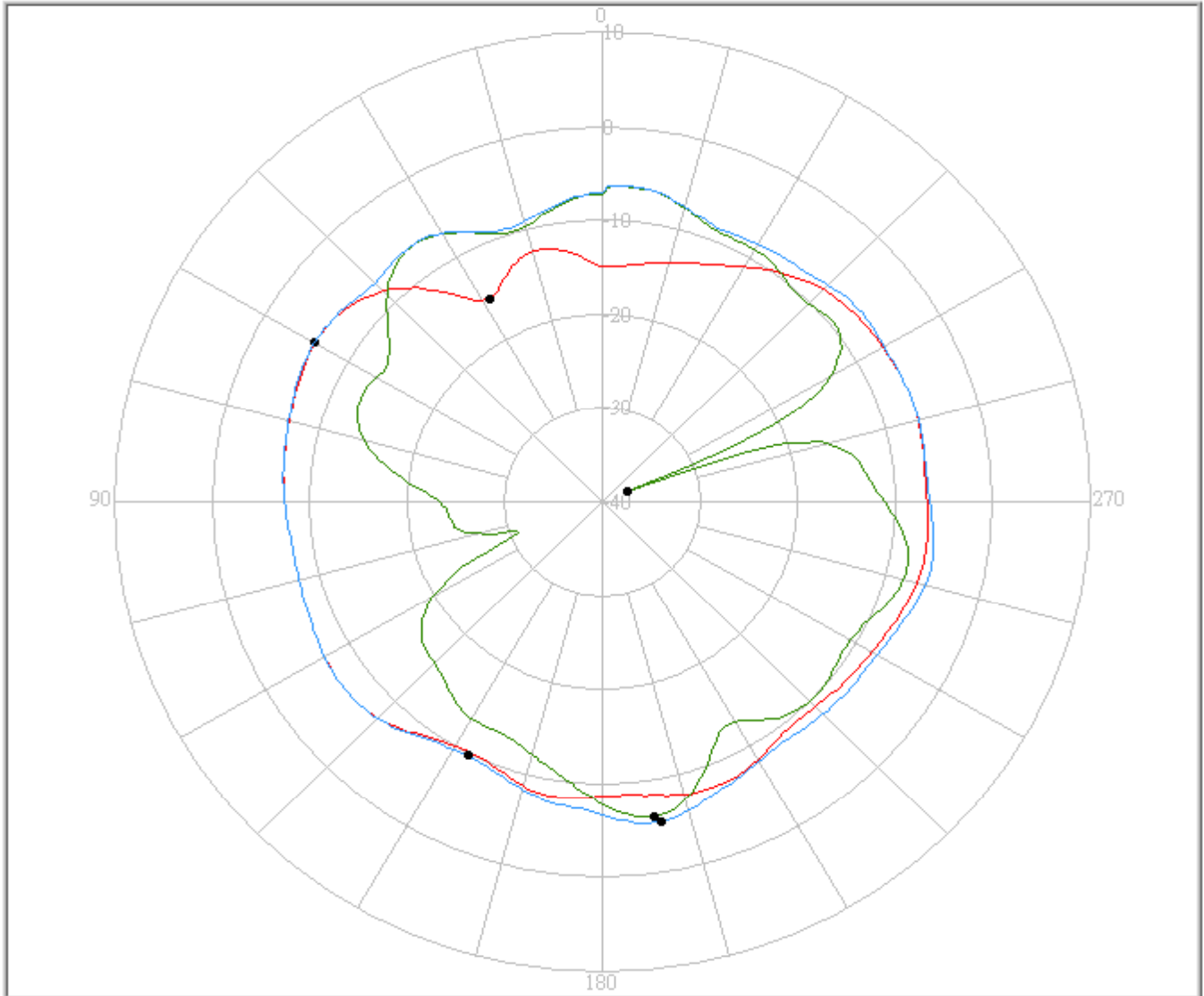
r. 1.880GHz



# FAVORTRON Co. Ltd

## Antenna Pattern Measurement

4F, No. 108-1, Min Chuan Rd., Hsin-Tien City, Taipei, Taiwan, R.O.C. Tel:886-2-2218-2189,  
Fax:886-2-2218-5760



Pattern	Model No.	Test Mode	Freq(MHz)	Max Gain(dBi)	Min Gain(dBi)	Avg. Gain(dBi)	Source Polar.	Date
1	L41	GPRS	1880.00	-6.03 / 60.00	-15.43 / 28.00	-8.30	Ver.	2006/3/29
2	L41	GPRS	1880.00	-6.13 / 189.00	-37.15 / 292.00	-10.40	Hor.	2006/3/29
3	L41	GPRS	1880.00	-5.46 / 190.00	-9.69 / 153.00	-7.17	V+H	2006/3/29



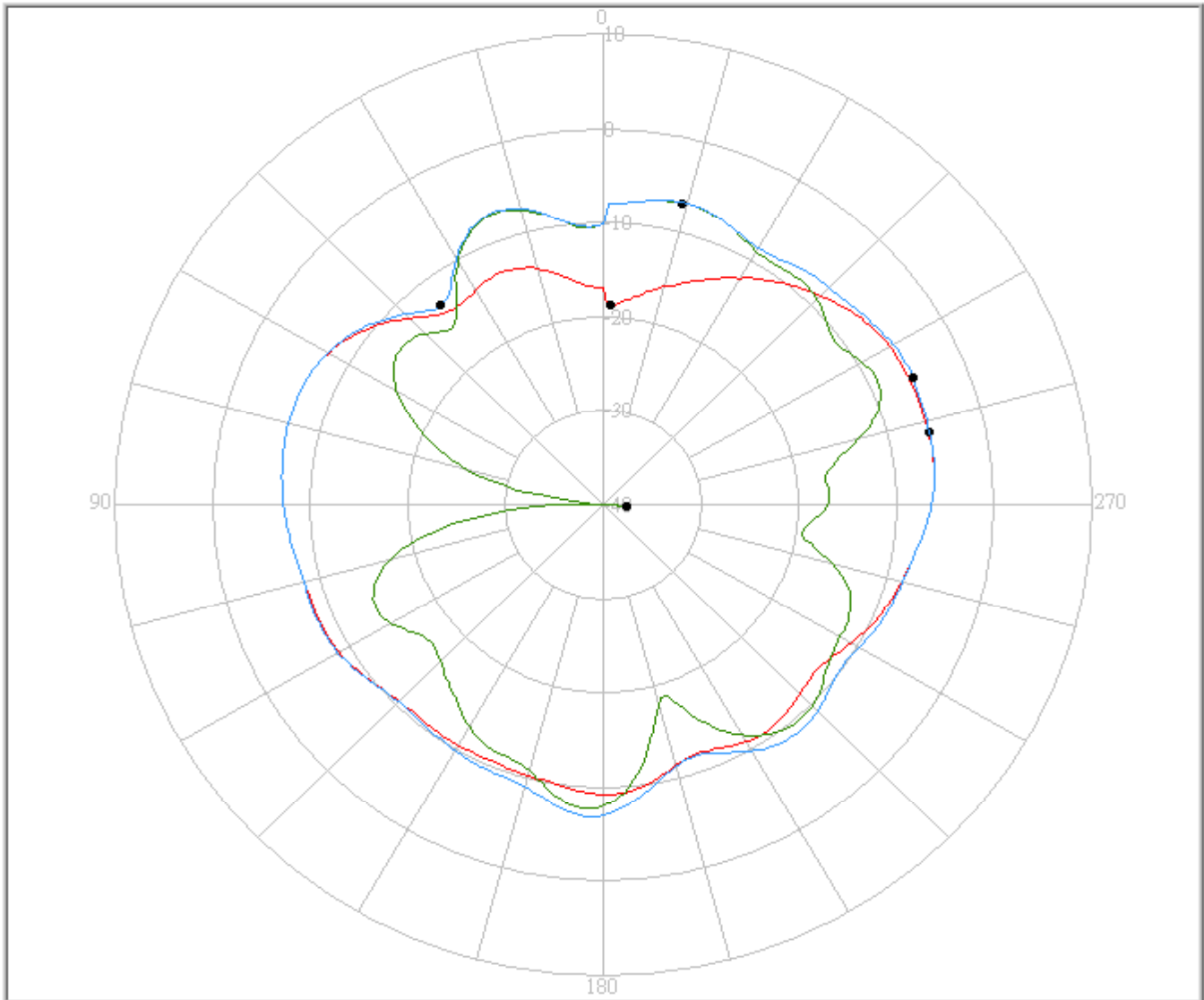
s. 1.910GHz



# FAVORTRON Co. Ltd

## Antenna Pattern Measurement

4F, No. 108-1, Min Chuan Rd., Hsin-Tien City, Taipei, Taiwan, R.O.C. Tel:886-2-2218-2189,  
Fax:886-2-2218-5760



Pattern	Model No.	Test Mode	Freq(MHz)	Max Gain(dBi)	Min Gain(dBi)	Avg. Gain(dBi)	Source Polar.	Date
1	L41	GPRS	1910.00	-5.84 / 283.00	-18.72 / 358.00	-9.31	Ver.	2006/3/29
2	L41	GPRS	1910.00	-6.89 / 346.00	-42.47 / 86.00	-11.38	Hor.	2006/3/29
3	L41	GPRS	1910.00	-5.53 / 293.00	-13.06 / 38.00	-8.10	V+H	2006/3/29

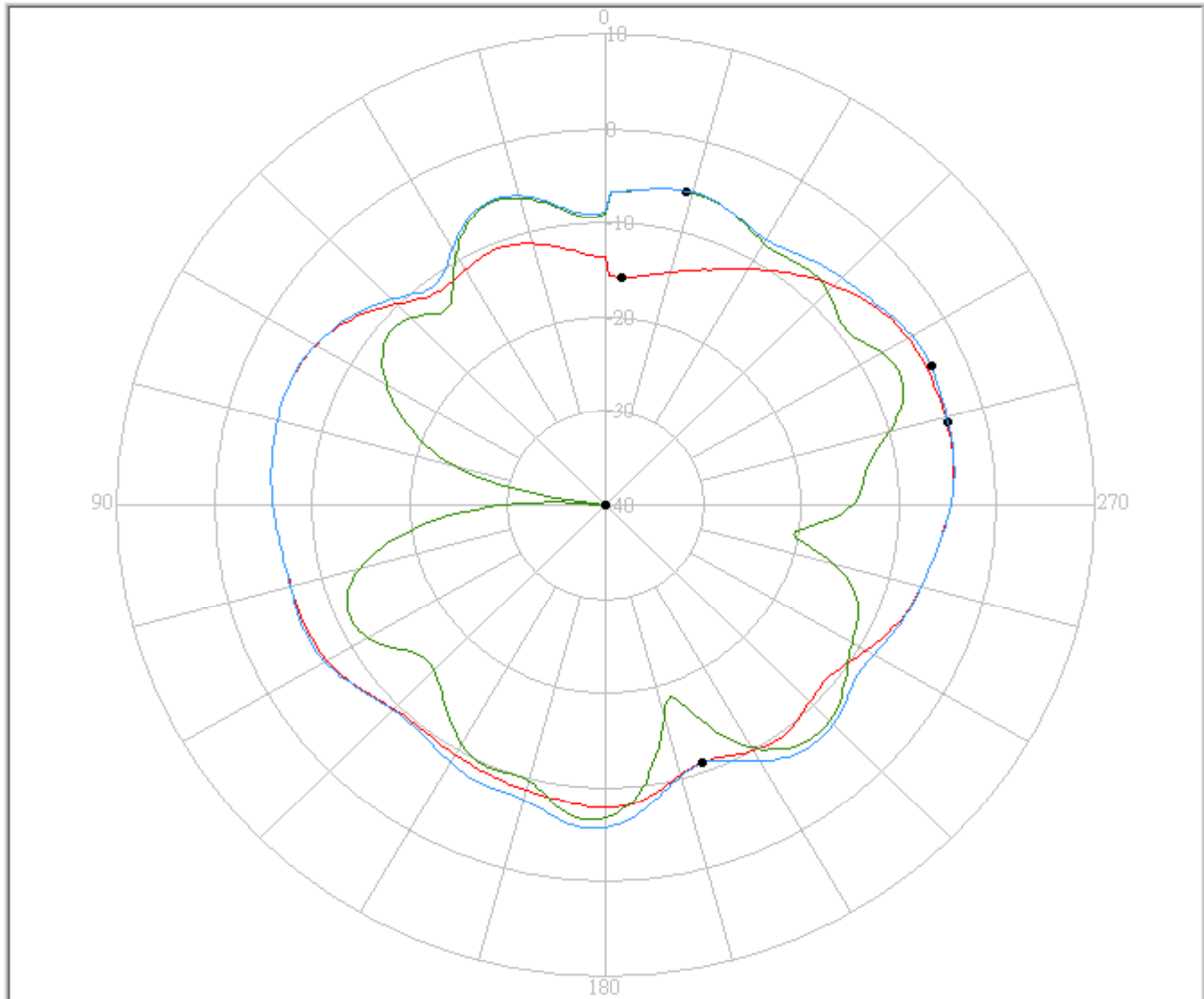
t. 1.920GHz



# FAVORTRON Co. Ltd

## Antenna Pattern Measurement

4F, No. 108-1, Min Chuan Rd., Hsin-Tien City, Taipei, Taiwan, R.O.C. Tel:886-2-2218-2189,  
Fax:886-2-2218-5760



Pattern	Model No.	Test Mode	Freq(MHz)	Max Gain(dBi)	Min Gain(dBi)	Avg. Gain(dBi)	Source Polar.	Date
1	L41	GPRS	1920.00	-4.01 / 284.00	-15.78 / 356.00	-7.70	Ver.	2006/3/29
2	L41	GPRS	1920.00	-5.60 / 346.00	-40.05 / 84.00	-9.87	Hor.	2006/3/29
3	L41	GPRS	1920.00	-3.56 / 294.00	-10.90 / 200.00	-6.57	V+H	2006/3/29

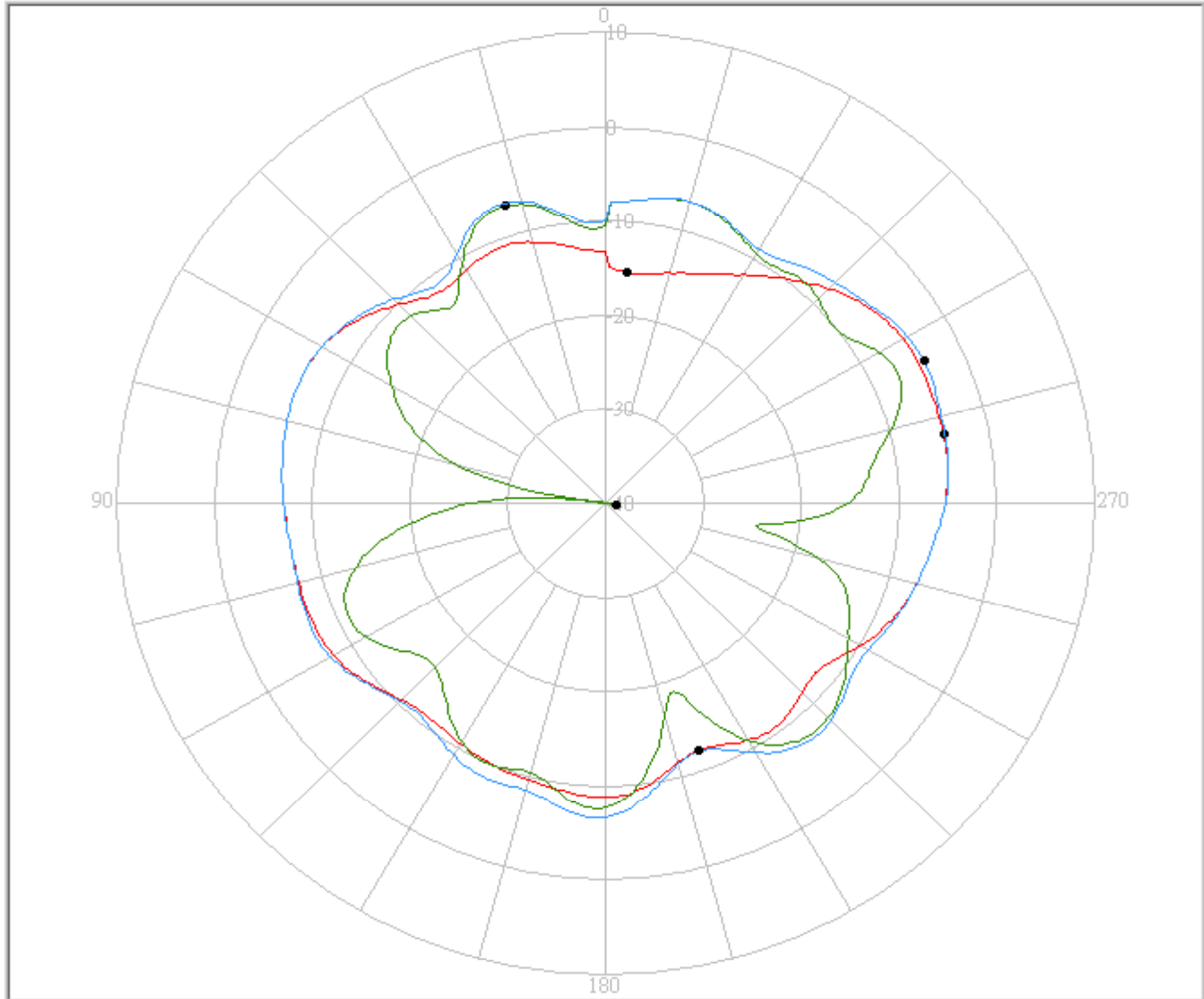
u. 1.930GHz



# FAVORTRON Co. Ltd

## Antenna Pattern Measurement

4F, No. 108-1, Min Chuan Rd., Hsin-Tien City, Taipei, Taiwan, R.O.C. Tel:886-2-2218-2189,  
Fax:886-2-2218-5760



Pattern	Model No.	Test Mode	Freq(MHz)	Max Gain(dBi)	Min Gain(dBi)	Avg. Gain(dBi)	Source Polar.	Date
1	L41	GPRS	1930.00	-4.66 / 282.00	-15.41 / 355.00	-8.44	Ver.	2006/3/29
2	L41	GPRS	1930.00	-6.74 / 18.00	-41.12 / 83.00	-10.60	Hor.	2006/3/29
3	L41	GPRS	1930.00	-4.08 / 295.00	-12.03 / 200.00	-7.36	V+H	2006/3/29

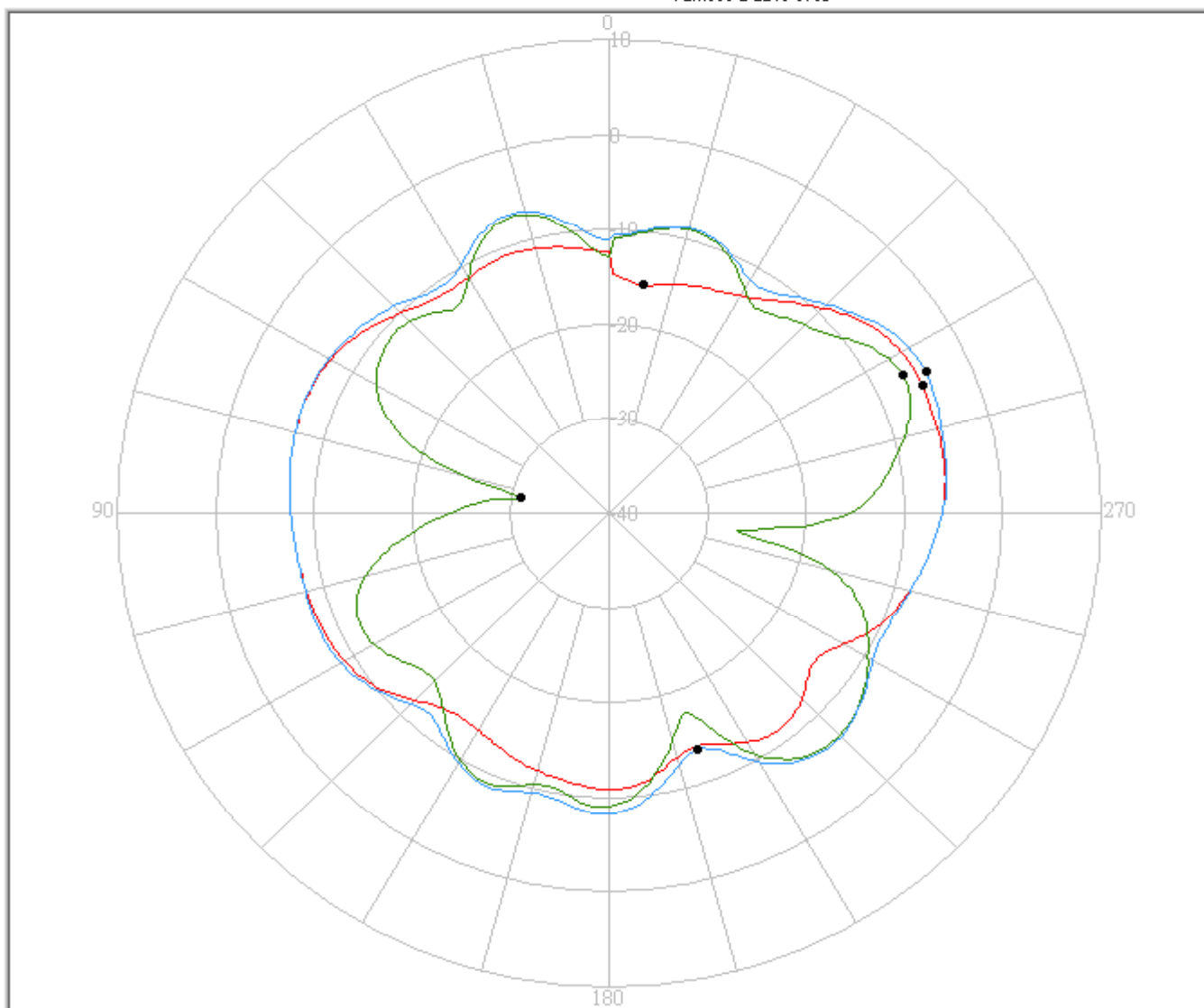
v. 1.960GHz



# FAVORTRON Co. Ltd

## Antenna Pattern Measurement

4F, No. 108-1, Min Chuan Rd., Hsin-Tien City, Taipei, Taiwan, R.O.C. Tel:886-2-2218-2189,  
Fax:886-2-2218-5760



Pattern	Model No.	Test Mode	Freq(MHz)	Max Gain(dBi)	Min Gain(dBi)	Avg. Gain(dBi)	Source Polar.	Date
1	L41	GPRS	1960.00	-5.42 / 293.00	-15.63 / 352.00	-9.42	Ver.	2006/3/29
2	L41	GPRS	1960.00	-6.76 / 296.00	-30.86 / 80.00	-10.90	Hor.	2006/3/29
3	L41	GPRS	1960.00	-4.51 / 295.00	-13.51 / 200.00	-8.14	V+H	2006/3/29

w. 1.980GHz



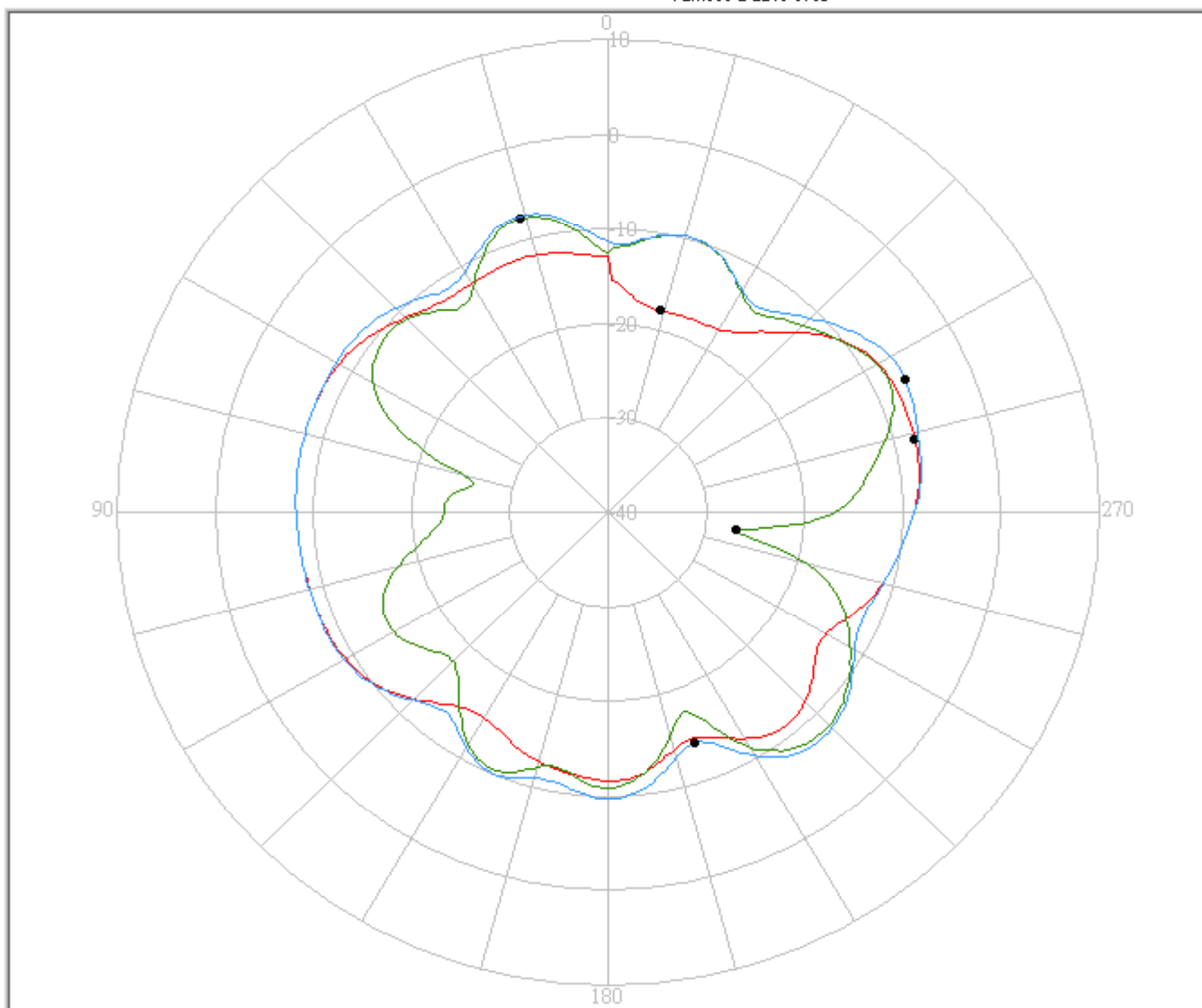
eService for Customer Satisfaction

**FAVORTRON**

**FAVORTRON Co. Ltd**

**Antenna Pattern Measurement**

4F, No. 108-1, Min Chuan Rd., Hsin-Tien City, Taipei, Taiwan, R.O.C. Tel:886-2-2218-2189,  
Fax:886-2-2218-5760



Pattern	Model No.	Test Mode	Freq(MHz)	Max Gain(dBi)	Min Gain(dBi)	Avg. Gain(dBi)	Source Polar.	Date
1	L41	GPRS	1980.00	-7.85 / 284.00	-18.00 / 346.00	-10.83	Ver.	2006/3/29
2	L41	GPRS	1980.00	-7.65 / 16.00	-26.88 / 262.00	-12.02	Hor.	2006/3/29
3	L41	GPRS	1980.00	-6.59 / 295.00	-14.13 / 200.00	-9.43	V+H	2006/3/29

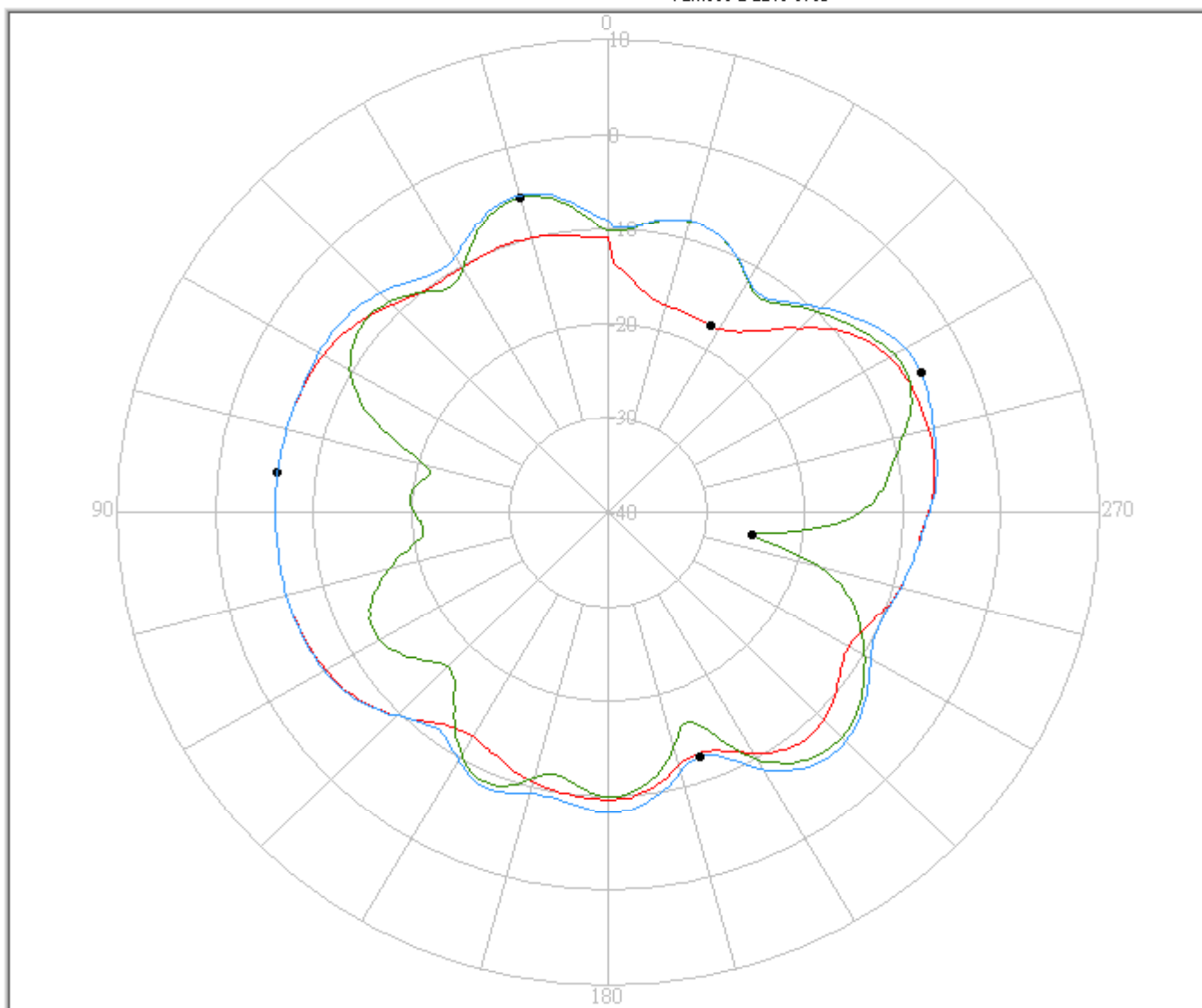
x. 1.990GHz



# FAVORTRON Co. Ltd

## Antenna Pattern Measurement

4F, No. 108-1, Min Chuan Rd., Hsin-Tien City, Taipei, Taiwan, R.O.C. Tel:886-2-2218-2189,  
Fax:886-2-2218-5760



Pattern	Model No.	Test Mode	Freq(MHz)	Max Gain(dBi)	Min Gain(dBi)	Avg. Gain(dBi)	Source Polar.	Date
1	L41	GPRS	1990.00	-6.06 / 83.00	-17.66 / 332.00	-8.89	Ver.	2006/3/29
2	L41	GPRS	1990.00	-5.49 / 15.00	-25.18 / 261.00	-10.15	Hor.	2006/3/29
3	L41	GPRS	1990.00	-4.85 / 295.00	-12.60 / 200.00	-7.52	V+H	2006/3/29

y. 2.110GHz



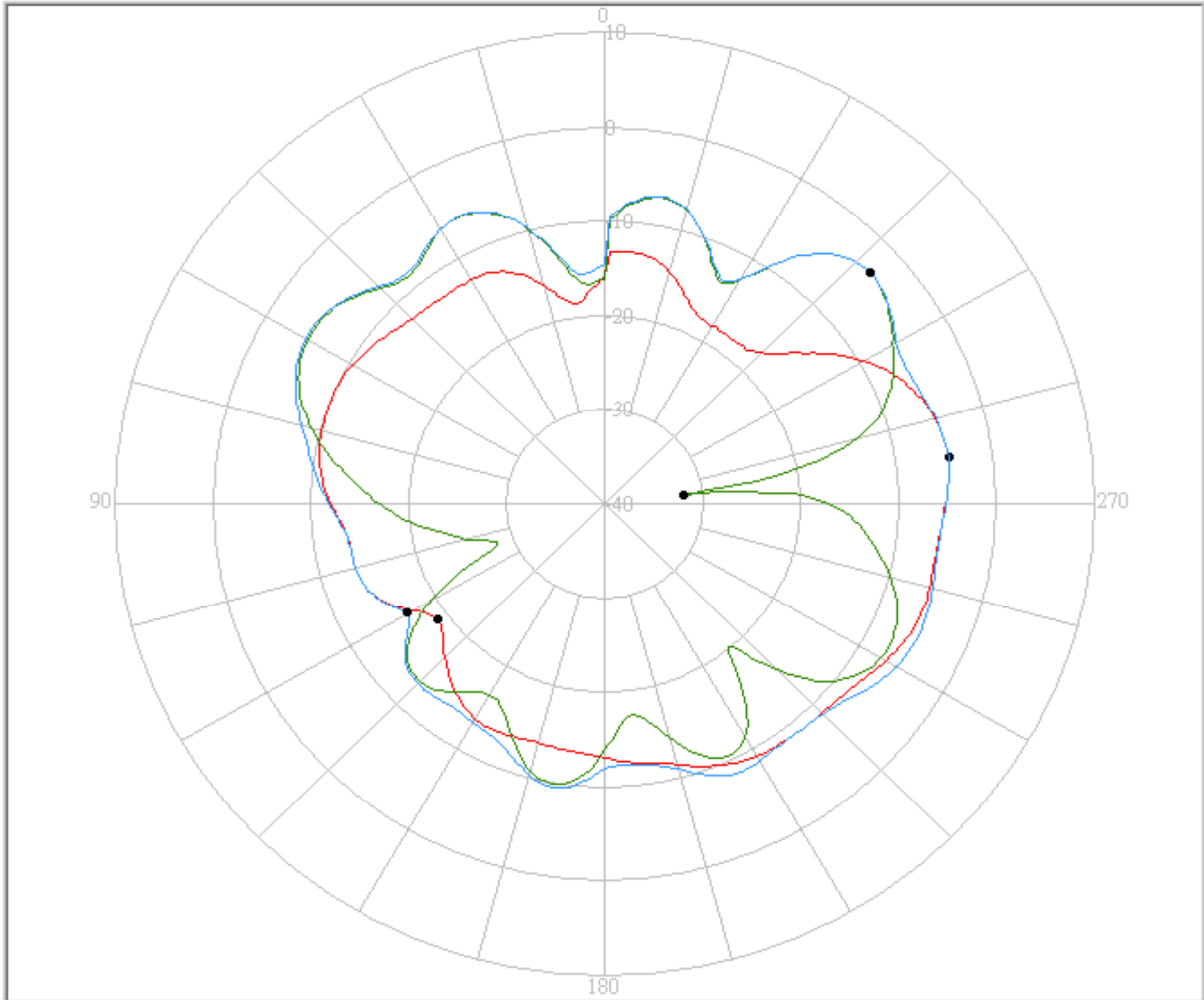
eService for Customer Satisfaction

**FAVORTRON**

**FAVORTRON Co. Ltd**

**Antenna Pattern Measurement**

4F, No. 108-1, Min Chuan Rd., Hsin-Tien City, Taipei, Taiwan, R.O.C. Tel:886-2-2218-2189,  
Fax:886-2-2218-5760



Pattern	Model No.	Test Mode	Freq(MHz)	Max Gain(dBi)	Min Gain(dBi)	Avg. Gain(dBi)	Source Polar.	Date
1	L41	GPRS	2110.00	-4.58 / 278.00	-18.97 / 126.00	-10.28	Ver.	2006/3/29
2	L41	GPRS	2110.00	-3.44 / 312.00	-31.84 / 277.00	-9.60	Hor.	2006/3/29
3	L41	GPRS	2110.00	-3.43 / 312.00	-16.78 / 120.00	-7.82	V+H	2006/3/29

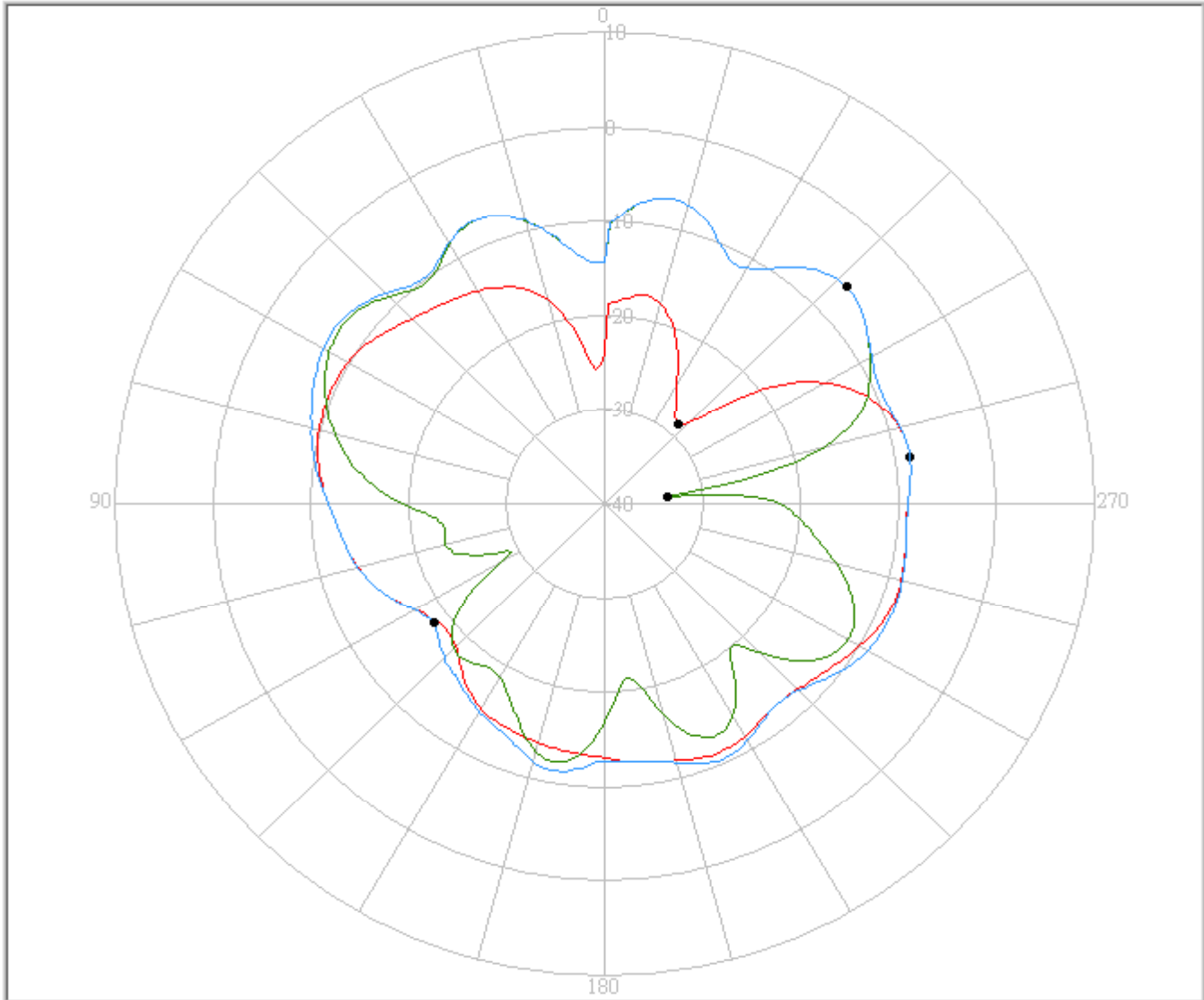
z. 2.140GHz



# FAVORTRON Co. Ltd

## Antenna Pattern Measurement

4F, No. 108-1, Min Chuan Rd., Hsin-Tien City, Taipei, Taiwan, R.O.C. Tel:886-2-2218-2189,  
Fax:886-2-2218-5760



Pattern	Model No.	Test Mode	Freq(MHz)	Max Gain(dBi)	Min Gain(dBi)	Avg. Gain(dBi)	Source Polar.	Date
1	L41	GPRS	2140.00	-8.45 / 279.00	-28.66 / 318.00	-12.51	Ver.	2006/3/29
2	L41	GPRS	2140.00	-6.25 / 313.00	-33.56 / 277.00	-11.54	Hor.	2006/3/29
3	L41	GPRS	2140.00	-6.25 / 313.00	-18.38 / 126.00	-9.81	V+H	2006/3/29



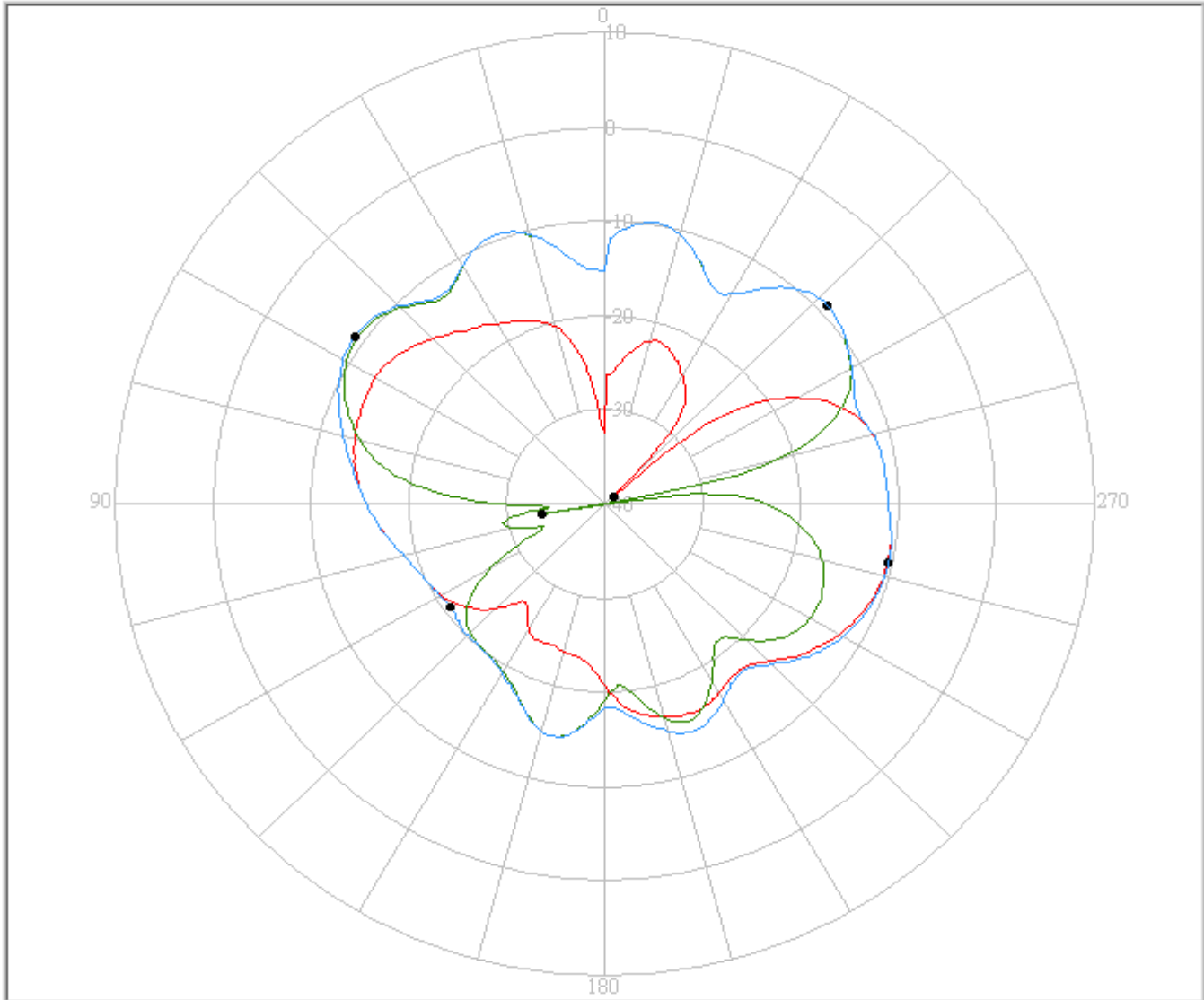
a1. 2.170GHz



# FAVORTRON Co. Ltd

## Antenna Pattern Measurement

4F, No. 108-1, Min Chuan Rd., Hsin-Tien City, Taipei, Taiwan, R.O.C. Tel:886-2-2218-2189,  
Fax:886-2-2218-5760



Pattern	Model No.	Test Mode	Freq(MHz)	Max Gain(dBi)	Min Gain(dBi)	Avg. Gain(dBi)	Source Polar.	Date
1	L41	GPRS	2170.00	-10.44 / 258.00	-38.81 / 313.00	-15.96	Ver.	2006/3/29
2	L41	GPRS	2170.00	-8.99 / 313.00	-46.51 / 279.00	-13.99	Hor.	2006/3/29
3	L41	GPRS	2170.00	-8.88 / 55.00	-20.78 / 125.00	-12.58	V+H	2006/3/29