













Appendix E. Photographs of EUT Set up

<0 Degree 5mm>

<p data-bbox="379 405 608 443">Horizontal-Up</p> 	<p data-bbox="1027 405 1305 443">Horizontal-Down</p> 
<p data-bbox="379 887 608 925">Vertical-Front</p> 	<p data-bbox="1050 887 1283 925">Vertical-Back</p> 
<p data-bbox="411 1368 576 1406">Tip Mode</p> 	




<90 Degree 5mm>

<p data-bbox="375 264 608 304">Horizontal-Up</p> 	<p data-bbox="1023 264 1305 304">Horizontal-Down</p> 
<p data-bbox="379 786 603 826">Vertical-Front</p> 	<p data-bbox="1050 786 1273 826">Vertical-Back</p> 
<p data-bbox="411 1305 571 1346">Tip Mode</p> 	



<180 Degree 5mm>

Horizontal-Up



Horizontal-Down



Vertical-Front



Vertical-Back



Tip Mode

