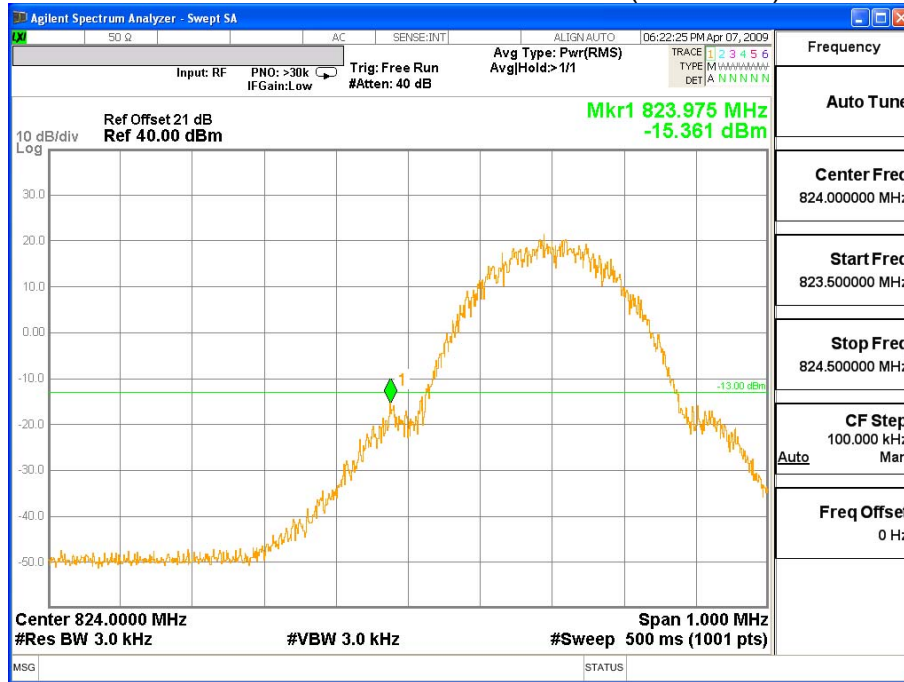


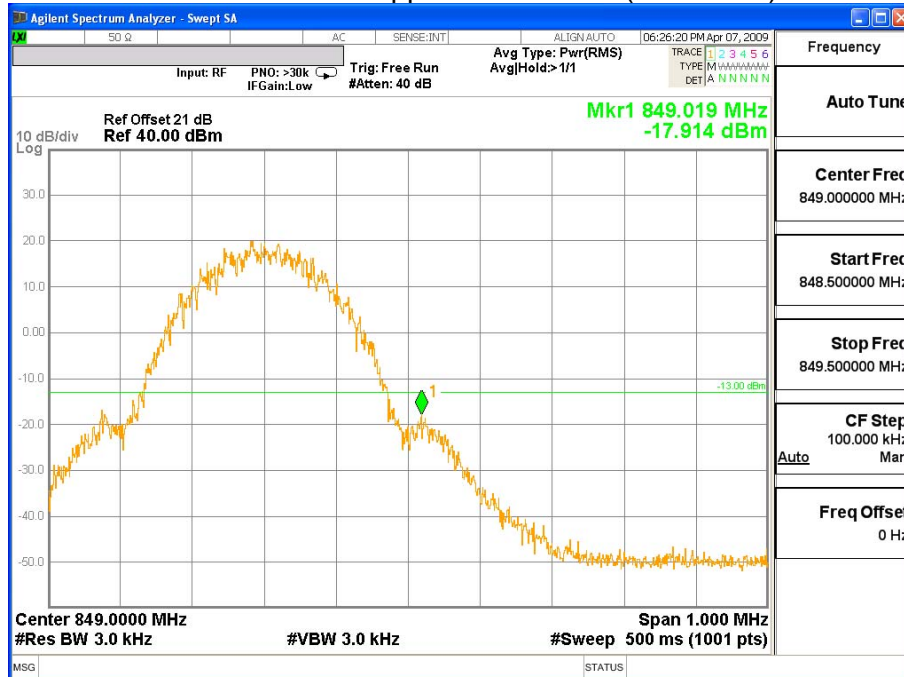
4.6. Test Result of Spurious Emission At Antenna Terminals (+/-1MHz)

Product	Notebook		
Test Mode	Spurious Emission At Antenna Terminals (+/-1MHz)		
Date of Test	2009/03/28	Test Site	CTR
Test Condition	Block Edge Test (GSM 850 GPRS)		

GSM 850 GPRS Lower Channel 128 (824.2MHz)

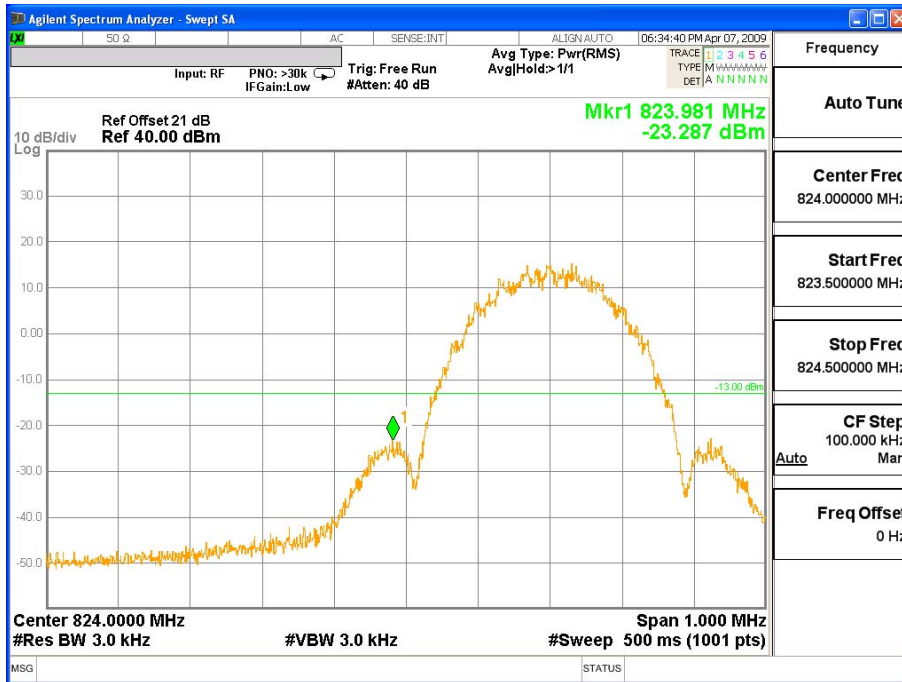


GSM 850 GPRS Upper Channel 251 (848.8MHz)

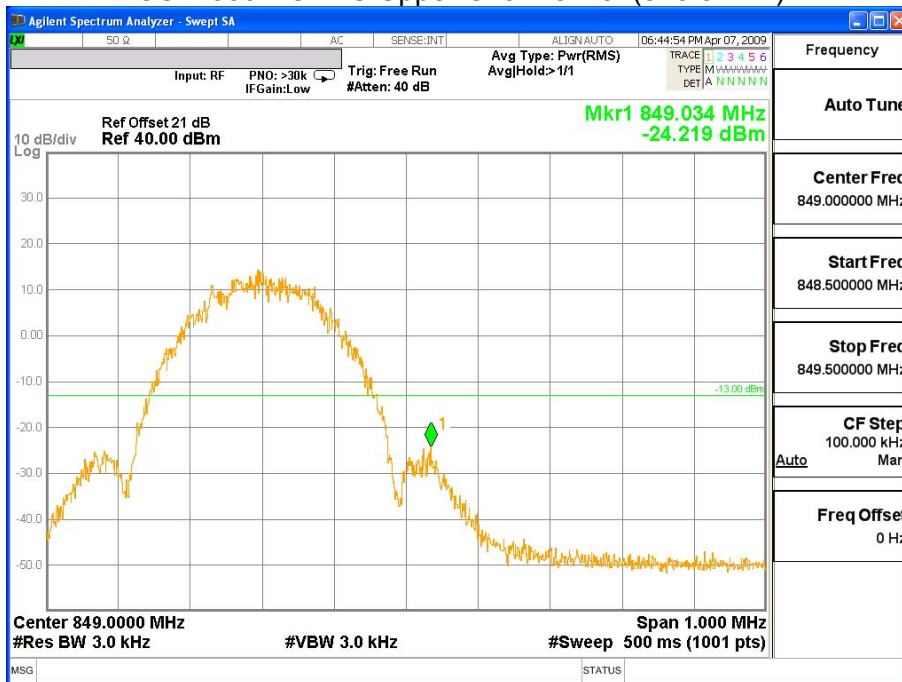


Product	Notebook		
Test Mode	Spurious Emission At Antenna Terminals (+/-1MHz)		
Date of Test	2009/03/28	Test Site	CTR
Test Condition	Block Edge Test (GSM 850 EGPRS)		

GSM 850 EGPRS Lower Channel 128 (824.2MHz)

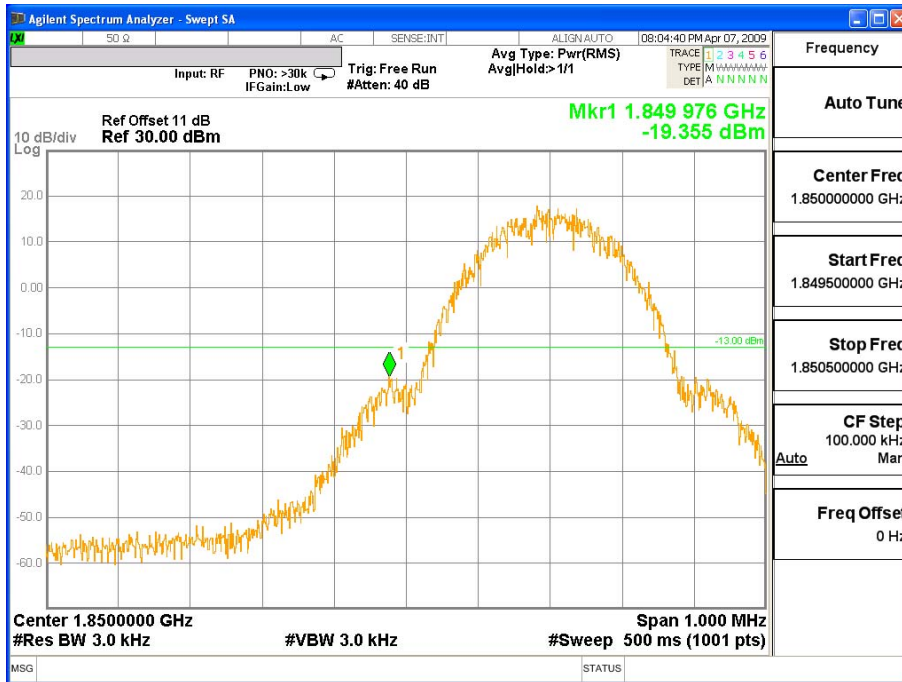


GSM 850 EGPRS Upper Channel 251(848.8MHz)

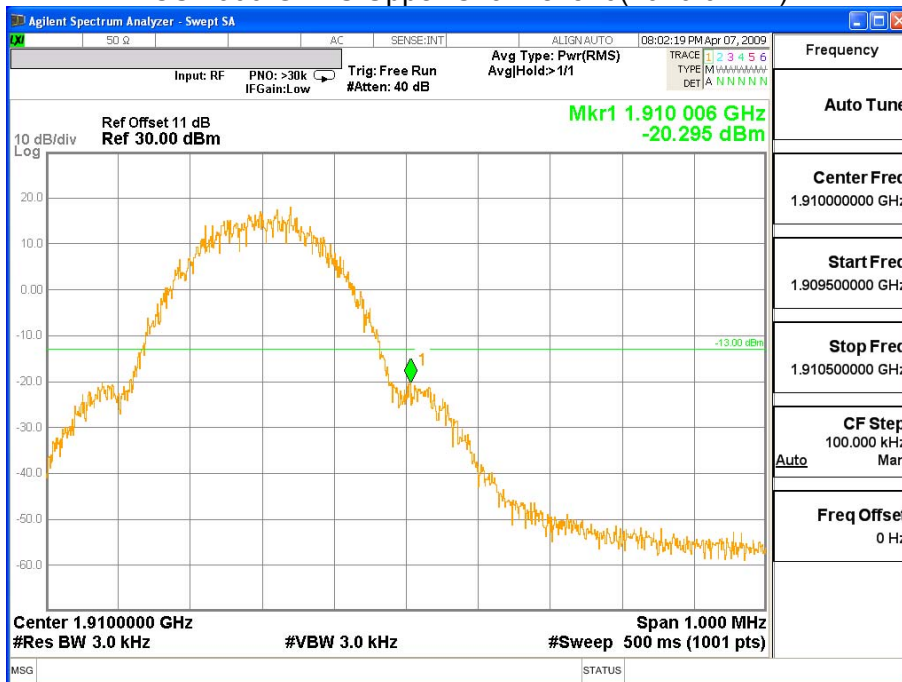


Product	Notebook		
Test Mode	Spurious Emission At Antenna Terminals (+/-1MHz)		
Date of Test	2009/03/28	Test Site	CTR
Test Condition	Block Edge Test (PCS 1900 GPRS)		

PCS 1900 GPRS Lower Channel 512 (1850.2MHz)

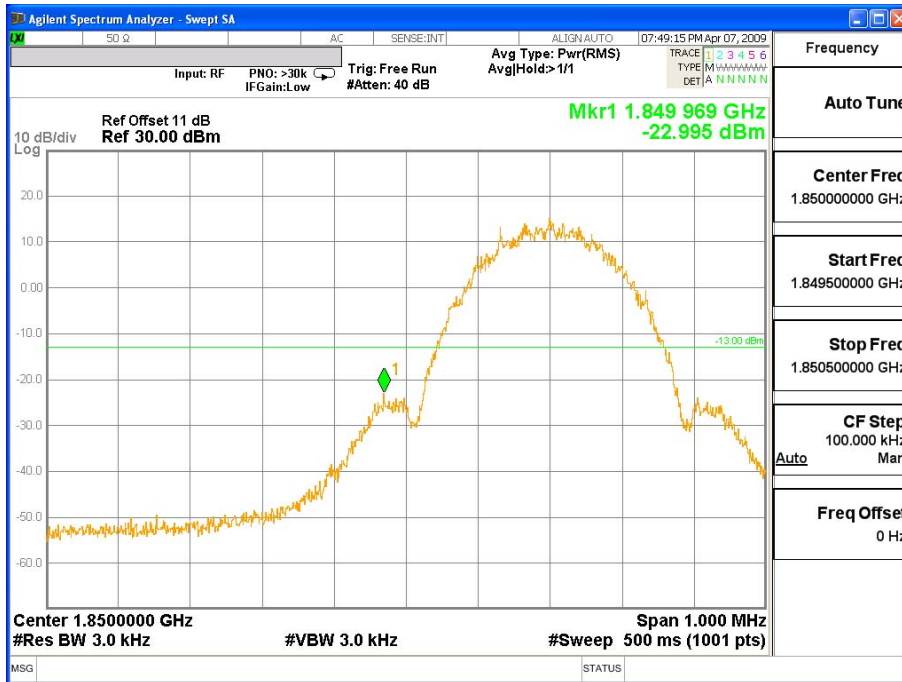


PCS 1900 GPRS Upper Channel 810(1910.0MHz)

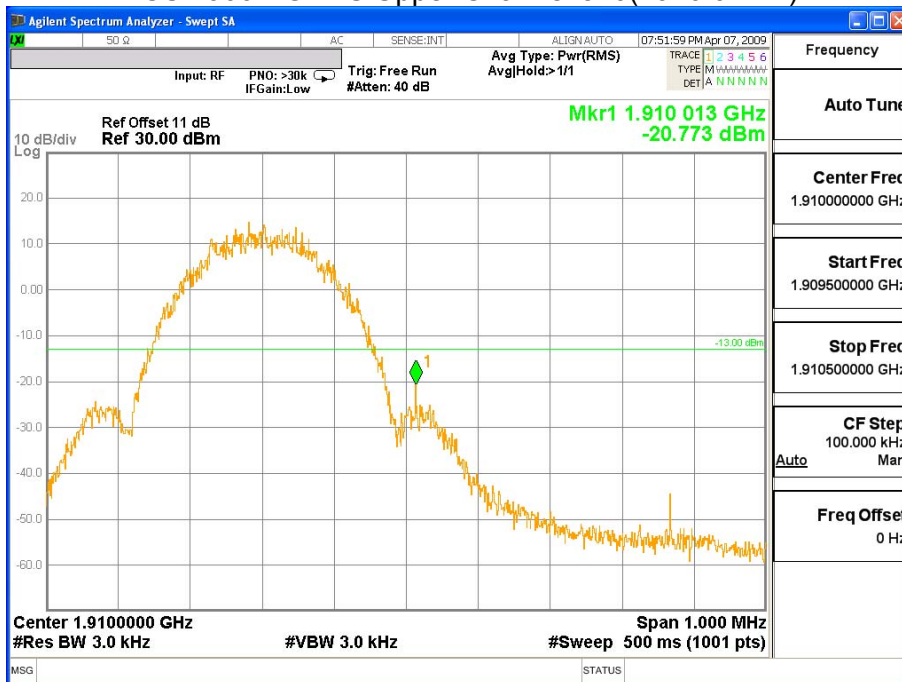


Product	Notebook		
Test Mode	Spurious Emission At Antenna Terminals (+/-1MHz)		
Date of Test	2009/03/28	Test Site	CTR
Test Condition	Block Edge Test (PCS 1900 EGPRS)		

PCS 1900 EGPRS Lower Channel 512 (1850.2MHz)

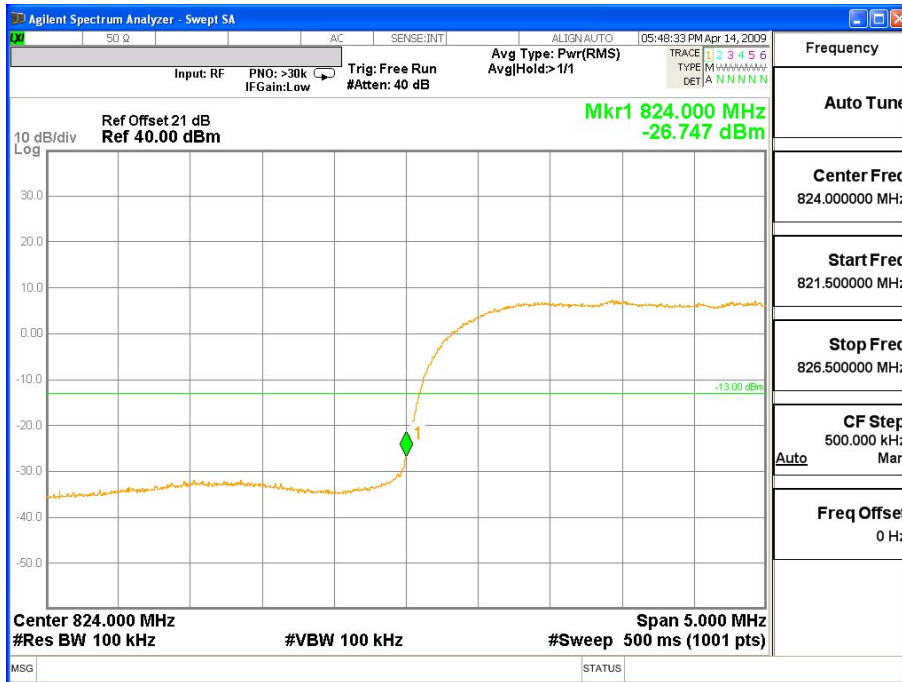


PCS 1900 EGPRS Upper Channel 810(1910.0MHz)

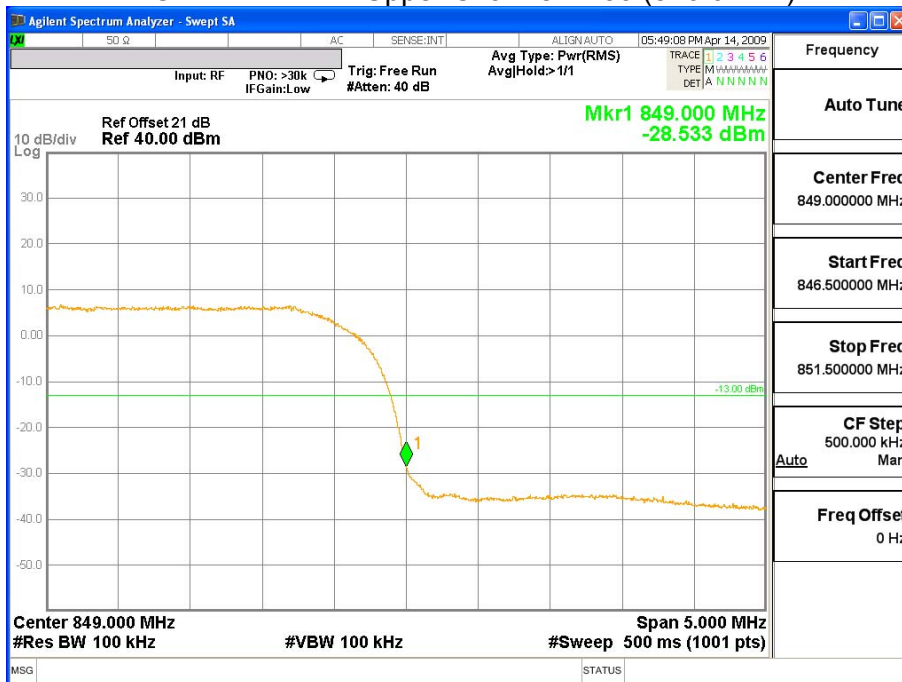


Product	Notebook		
Test Mode	Spurious Emission At Antenna Terminals (+/-1MHz)		
Date of Test	2009/03/28	Test Site	CTR
Test Condition	Block Edge Test (WCDMA BAND V)		

WCDMA BAND V Lower Channel 4132 (826.4MHz)



WCDMA BAND V Upper Channel 4233 (846.6MHz)



Product	Notebook		
Test Mode	Spurious Emission At Antenna Terminals (+/-1MHz)		
Date of Test	2009/03/28	Test Site	CTR
Test Condition	Block Edge Test (WCDMA BAND V HSDPA)		

WCDMA BAND V HSDPA Lower Channel 4132 (826.4MHz)

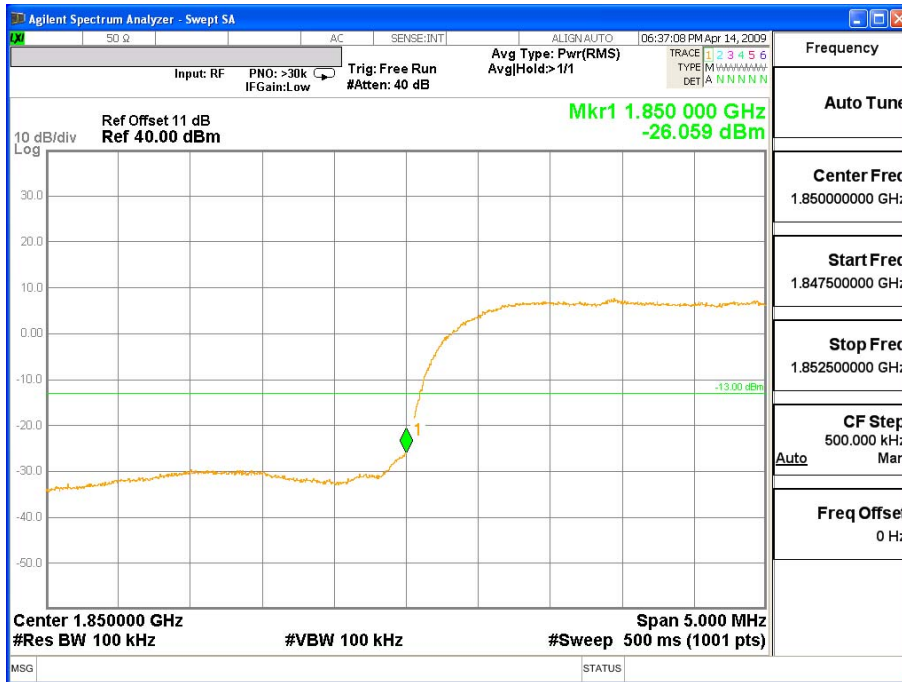


WCDMA BAND V HSDPA Upper Channel 4233 (846.6MHz)

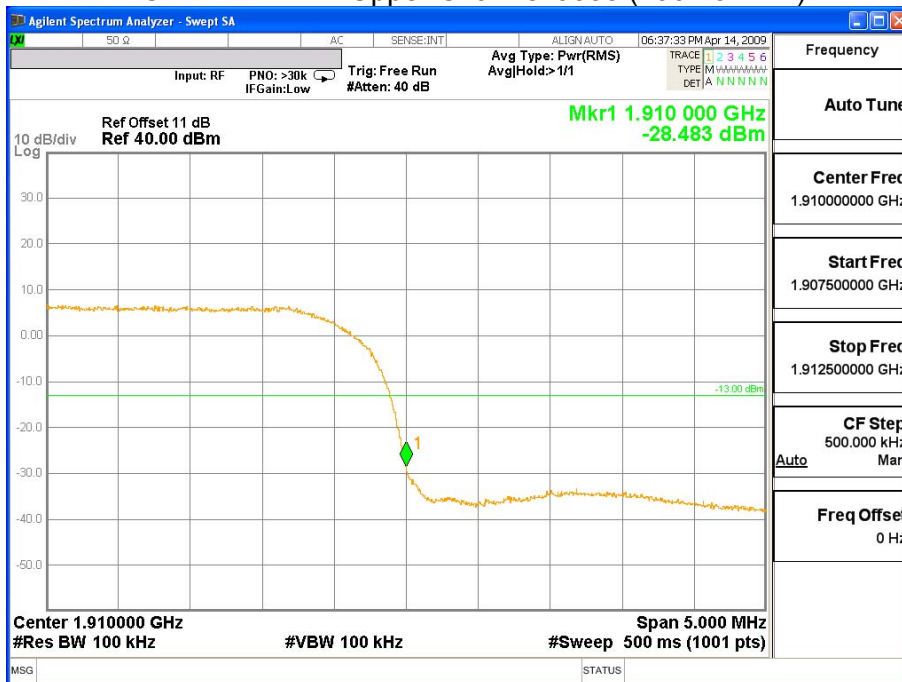


Product	Notebook		
Test Mode	Spurious Emission At Antenna Terminals (+/-1MHz)		
Date of Test	2009/03/28	Test Site	CTR
Test Condition	Block Edge Test (WCDMA BAND II)		

WCDMA BAND II Lower Channel 9262 (1852.4MHz)



WCDMA BAND II Upper Channel 9538 (1907.6 MHz)



Product	Notebook		
Test Mode	Spurious Emission At Antenna Terminals (+/-1MHz)		
Date of Test	2009/03/28	Test Site	CTR
Test Condition	Block Edge Test (WCDMA BAND II HSDPA)		

WCDMA BAND II HSDPA Lower Channel 9262 (1852.4MHz)



WCDMA BAND II HSDPA Upper Channel 9538 (1907.6 MHz)



5. Spurious Emission

5.1. Test Equipment

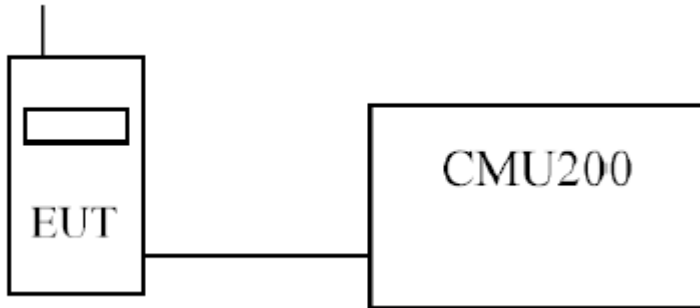
The following test equipments are used during the radiated emission test:

Test Site	Equipment	Manufacturer	Model No./Serial No.	Last Cal.
☒CTR	Spectrum Analyzer (9K-26.5GHz)	Agilent	N9020A/MY48010570	Apr., 2009
	Dual Directional couple	Agilent	778D-012/50550	Aug , 2008
	Directional coupler	Agilent	87300C/ MY44300353	Aug ., 2008
☒SITE3	Universal Radio Communication Tester	R & S	CMU200 / 104846	Apr ., 2009
	Bilog Antenna	Schaffner Chase	CBL6112B/2921	Aug ., 2008
	Broadband Horn Antenna	Schwarzbeck	BBHA9170/497	Sep ., 2008
	Horn Antenna	Schwarzbeck	BBHA9120D/305	Sep ., 2008
	Pre-Amplifier	QTK	N/A	N/A
	Microwave Amplifier (0.5GHZ-26.5GHZ)	Agilent	83017A/ MY39500682	Aug ., 2008
	Spectrum Analyzer	Agilent	N9020A/ MY48010570	Apr., 2009
	Universal Radio Communication Tester	R & S	CMU200 / 104846	Apr ., 2009

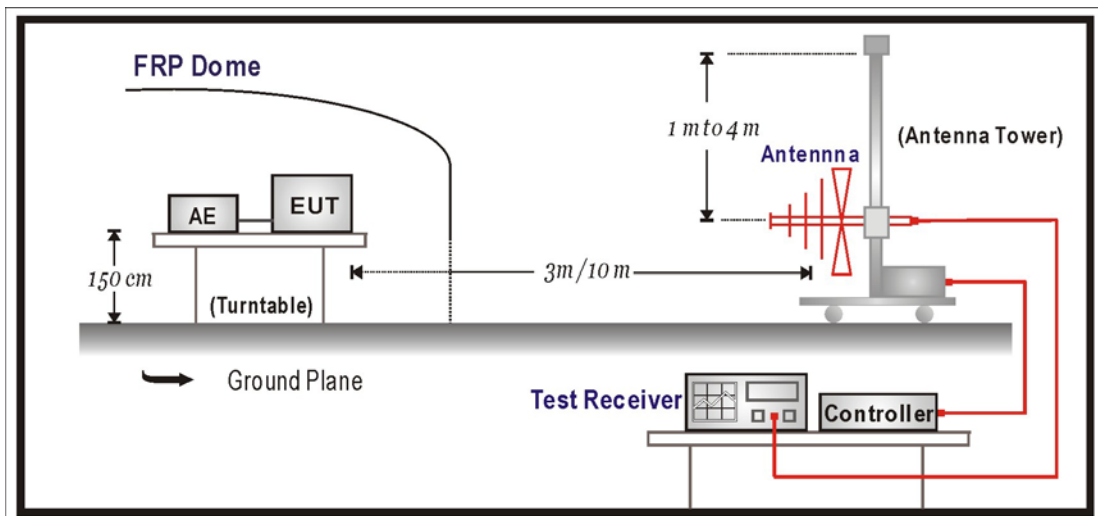
Note: 1. All equipments that need to be calibrated are with calibration period of 1 year.

5.2. Test Setup

5.2.1.1 Spurious emissions at antenna terminals.



5.2.1.2 Field strength of spurious radiation.



5.3. Limits

Limit	<-13dBm
--------------	-------------------

43 + 10Log(P) down on the carrier where P is the power in Watts.

5.4. Test Procedure

In accordance with Part 2.1051, the spurious emissions from the antenna terminal were measured. The transmitter output power was attenuated using a combination of filters and attenuators and the frequency spectrum investigated from 30MHz to 20GHz. The EUT was set to transmit on full power. The EUT was tested on bottom, middle and top channels for both power levels. The resolution and video bandwidth was set to 3MHz in accordance with Part 22.917&24.238. The spectrum analyzer detector was set to Max Hold.

In addition, measurements were made up to the 10th harmonic of the fundamental.

The EUT is placed on a turn table which is 1.5 meter above ground. The turn table can rotate 360 degrees to determine the position of the maximum emission level. The EUT was positioned such that the distance from antenna to the EUT was 3 meters.

The antenna can move up and down between 1 meter and 4 meters to find out the maximum emission level.

Both horizontal and vertical polarization of the antenna are set on measurement. In order to find the maximum emission, all of the interface cables must be manipulated according to TIA/EIA 603-C on radiated measurement.

5.5. Test Specification

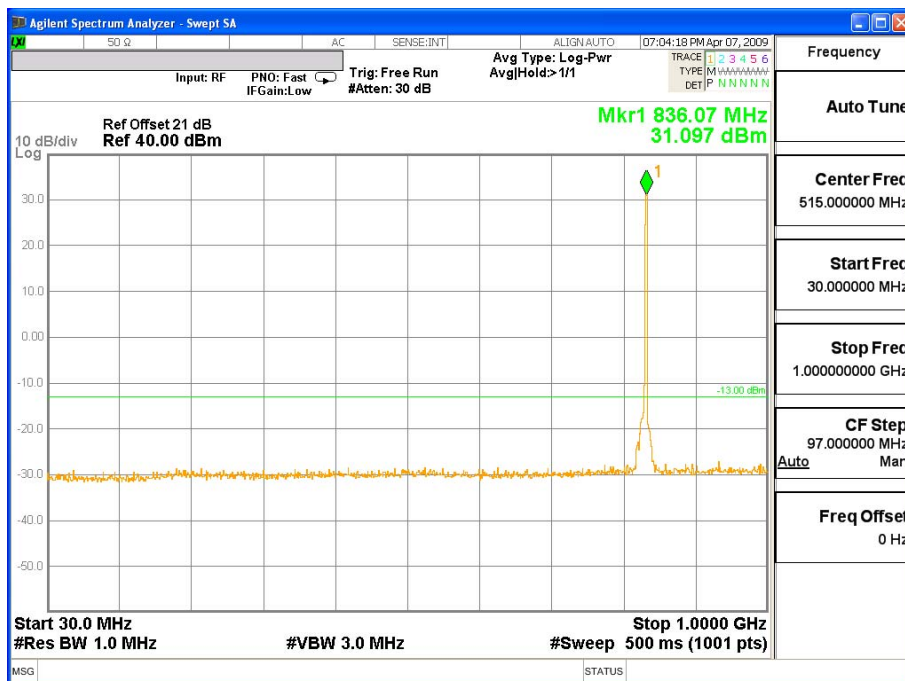
According to Part 2.1051, 2.1053, 22.917(a), 24.238(b).

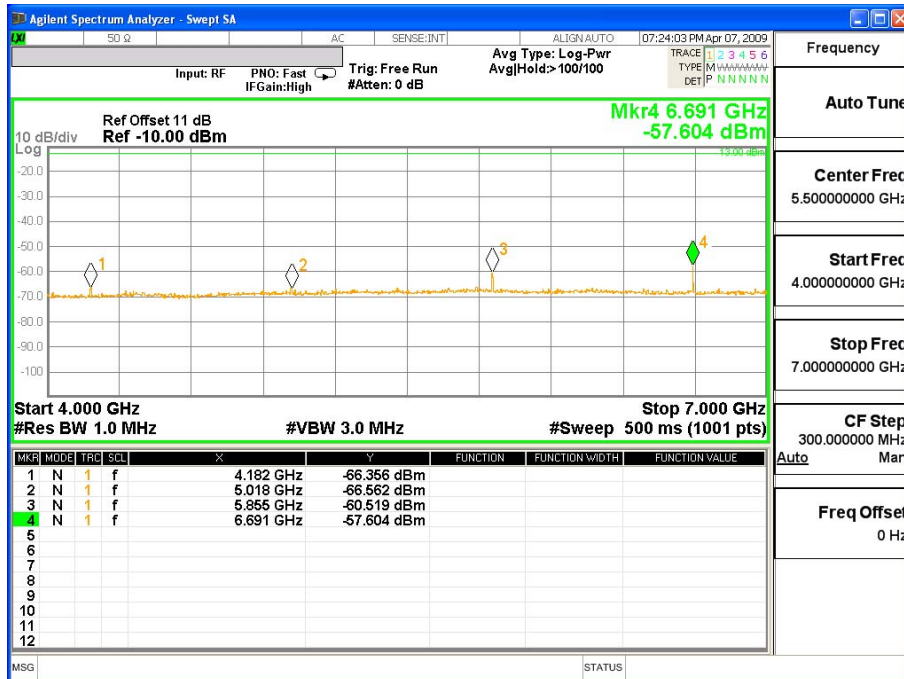
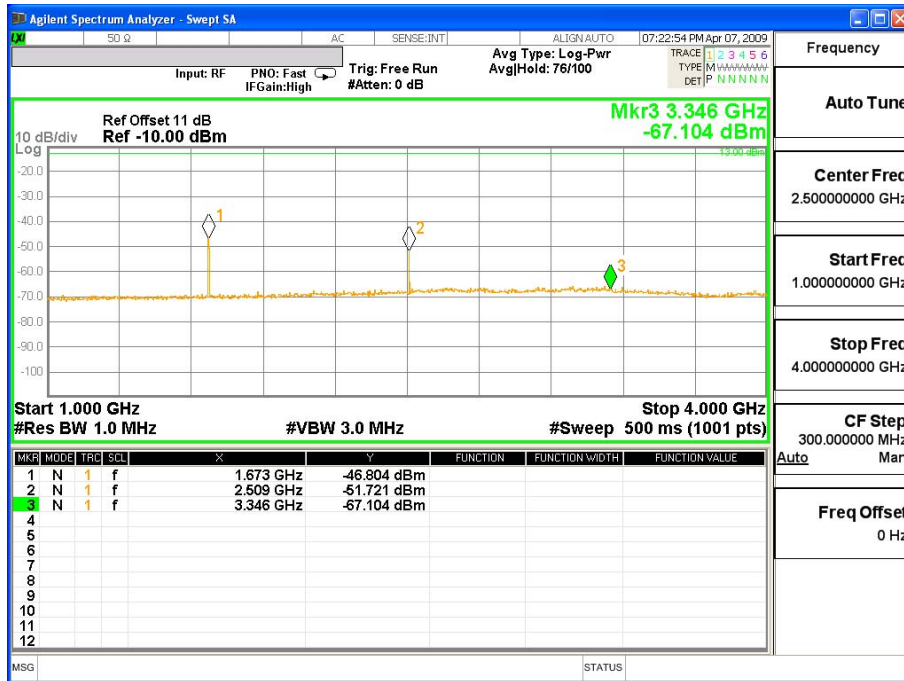
5.6. Test Result of Spurious Emission

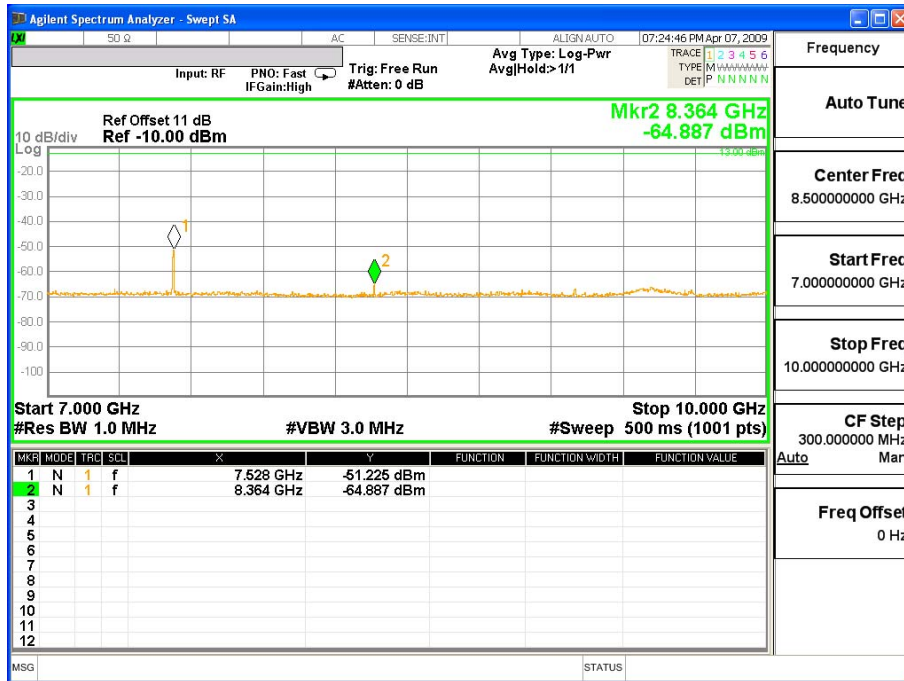
Product	Notebook		
Test Mode	Spurious Emission (Conducted)		
Date of Test	2009/03/28	Test Site	CTR
Test Condition	GSM 850 GPRS	Test Range	30MHz~10GHz

GSM 850 GPRS Middle-Channel 189

Frequency (MHz)	Reading Level (dBm)	Path Loss (dB)	Emission Level (dBm)	Limit (dBm)
1672.8	-46.804	0.58	-46.224	-13
2509.2	-51.721	0.7	-51.021	-13
3345.6	-57.104	1.01	-56.094	-13
4182	-66.356	1.18	-65.176	-13
5018.4	-66.562	1.23	-65.332	-13
5854.8	-60.519	1.45	-59.069	-13
6691.2	-57.604	1.56	-56.044	-13
7527.6	-51.225	1.59	-49.635	-13
8364	-64.887	1.82	-63.067	-13



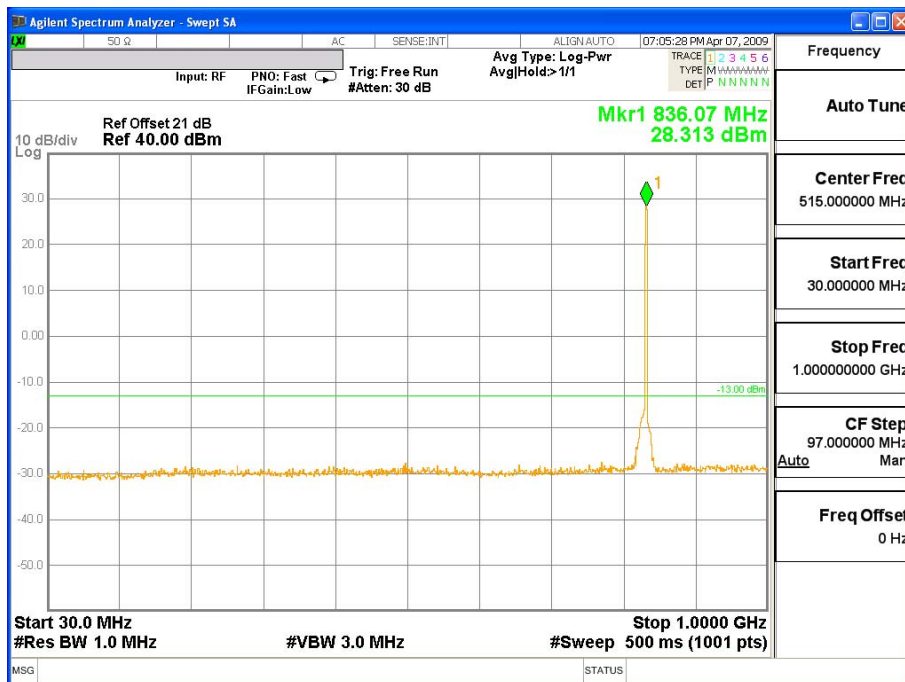


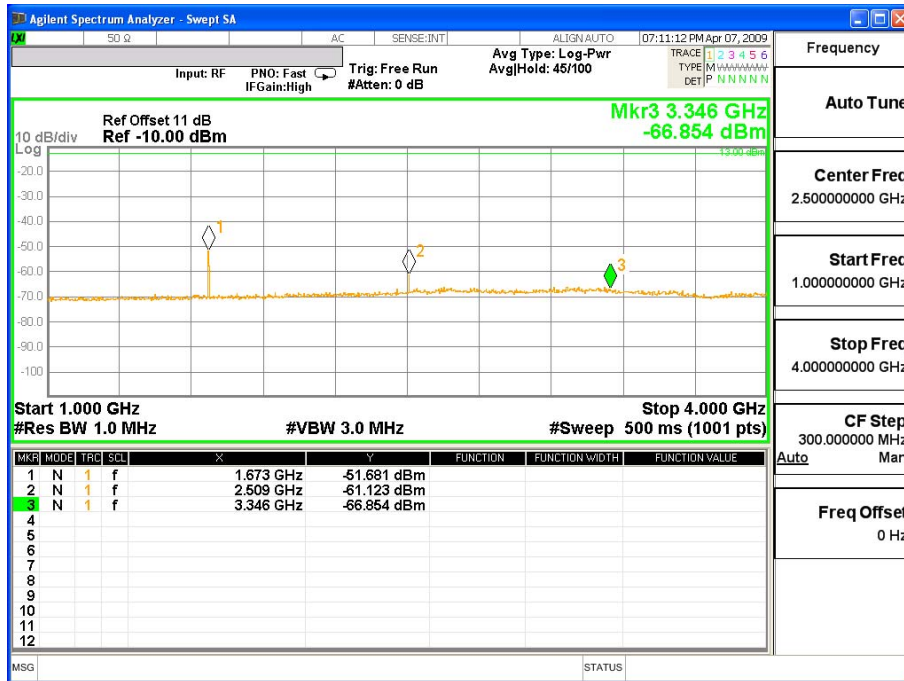


Product	Notebook		
Test Mode	Spurious Emission (Conducted)		
Date of Test	2009/03/28	Test Site	CTR
Test Condition	GSM 850 EGPRS	Test Range	30MHz~10GHz

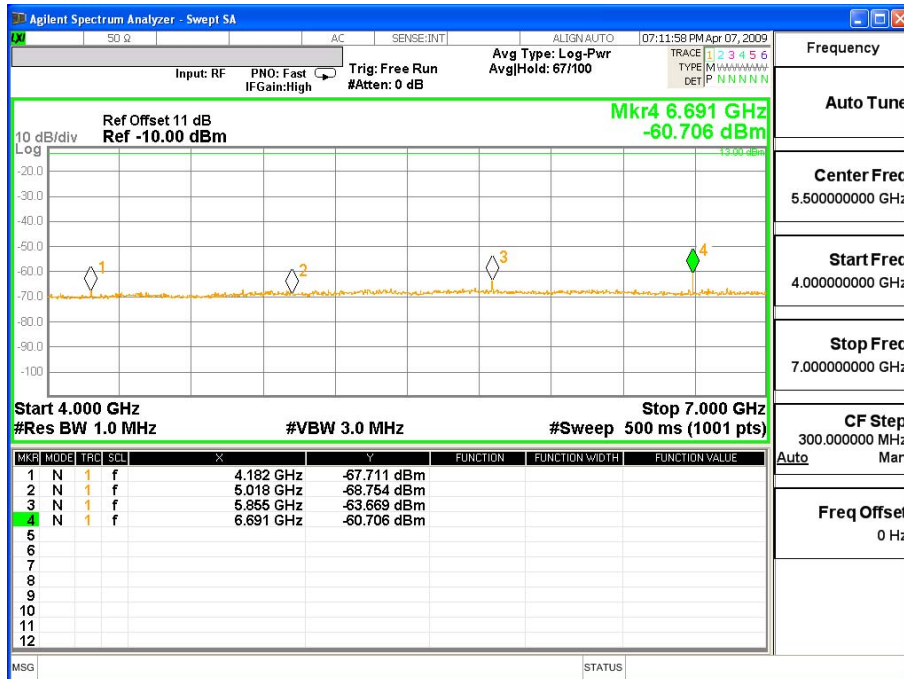
GSM 850 EGPRS Mid-Channel 189

Frequency (MHz)	Reading Level (dBm)	Path Loss (dB)	Emission Level (dBm)	Limit (dBm)
1672.8	-51.681	0.58	-51.101	-13
2509.2	-61.123	0.7	-60.423	-13
3345.6	-66.854	1.01	-65.844	-13
4182	-67.711	1.18	-66.531	-13
5018.4	-68.754	1.23	-67.524	-13
5854.8	-63.669	1.45	-62.219	-13
6691.2	-60.706	1.56	-59.146	-13
7527.6	-55.100	1.59	-53.510	-13
8364	-65.704	1.82	-63.884	-13

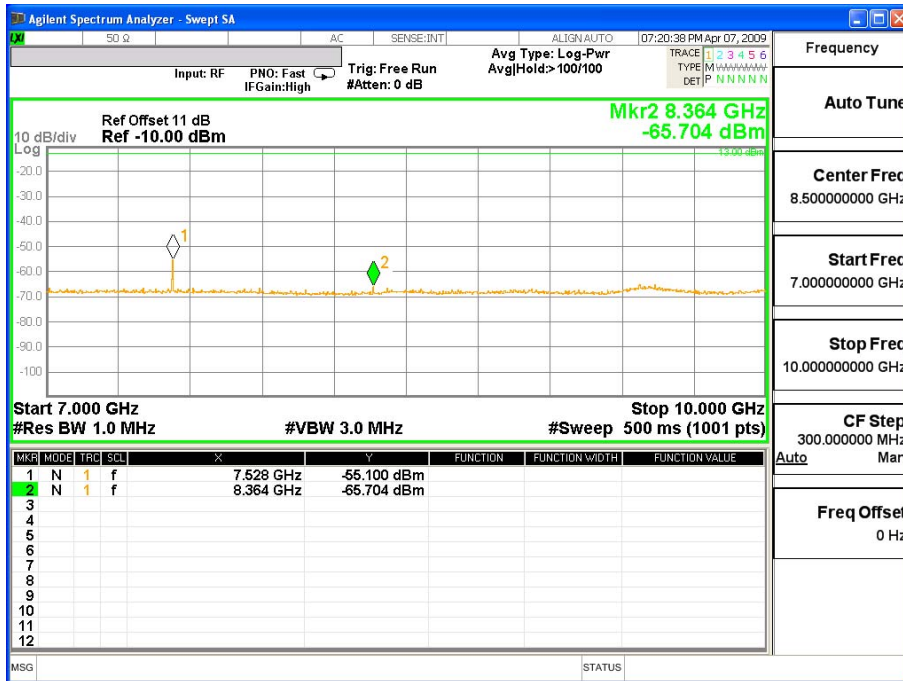




Frequency
Auto Tune
Center Freq 2.500000000 GHz
Start Freq 1.000000000 GHz
Stop Freq 4.000000000 GHz
CF Step 300.0000000 MHz
Auto Man
Freq Offset 0 Hz



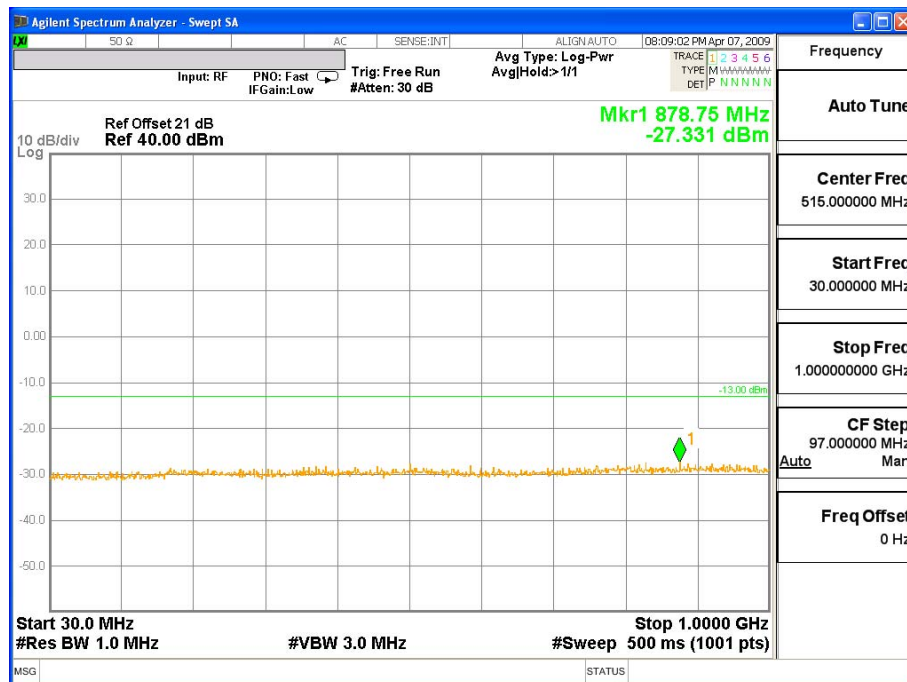
Frequency
Auto Tune
Center Freq 5.500000000 GHz
Start Freq 4.000000000 GHz
Stop Freq 7.000000000 GHz
CF Step 300.0000000 MHz
Auto Man
Freq Offset 0 Hz

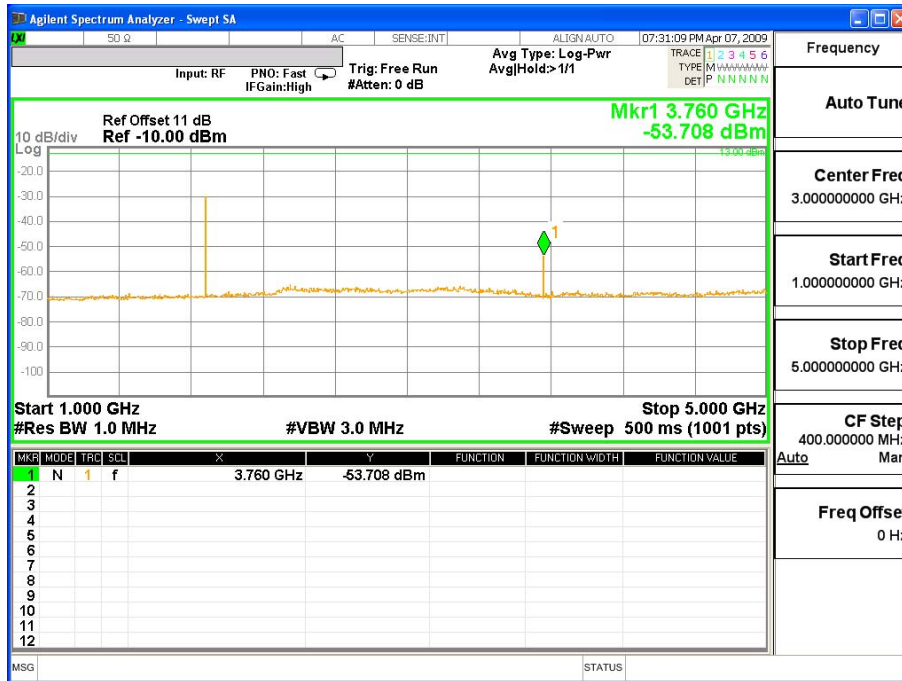


Product	Notebook		
Test Mode	Spurious Emission (Conducted)		
Date of Test	2009/03/28	Test Site	CTR
Test Condition	PCS 1900 GPRS	Test Range	30MHz~20GHz

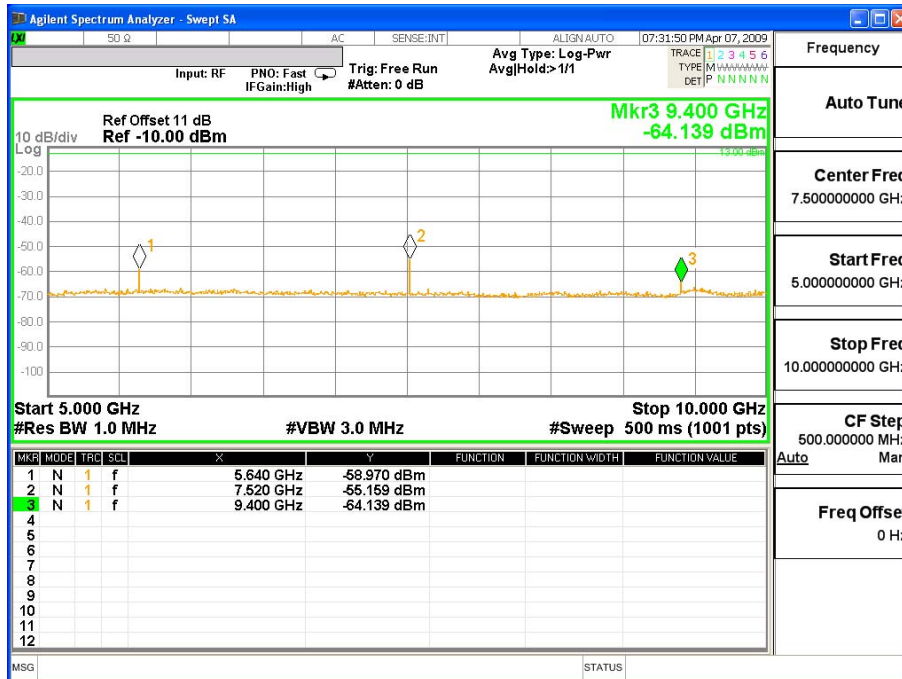
PCS 1900 GPRS Mid-Channel 661

Frequency (MHz)	Reading Level (dBm)	Path Loss (dB)	Emission Level (dBm)	Limit (dBm)
3760	-53.708	1.1	-52.608	-13
5640	-58.970	1.23	-57.740	-13
7520	-55.159	1.59	-53.569	-13
9400	-64.139	1.89	-62.249	-13
11280	-69.515	2.07	-67.445	-13
13160	-58.619	2.26	-56.359	-13
15040	-65.535	2.64	-62.895	-13
16920	-60.931	3.5	-57.431	-13
18800	-64.498	3.7	-60.798	-13





Frequency
Auto Tune
Center Freq 3.000000000 GHz
Start Freq 1.000000000 GHz
Stop Freq 5.000000000 GHz
CF Step 400.0000000 MHz
Auto Man
Freq Offset 0 Hz



Frequency
Auto Tune
Center Freq 7.500000000 GHz
Start Freq 5.000000000 GHz
Stop Freq 10.000000000 GHz
CF Step 500.0000000 MHz
Auto Man
Freq Offset 0 Hz

