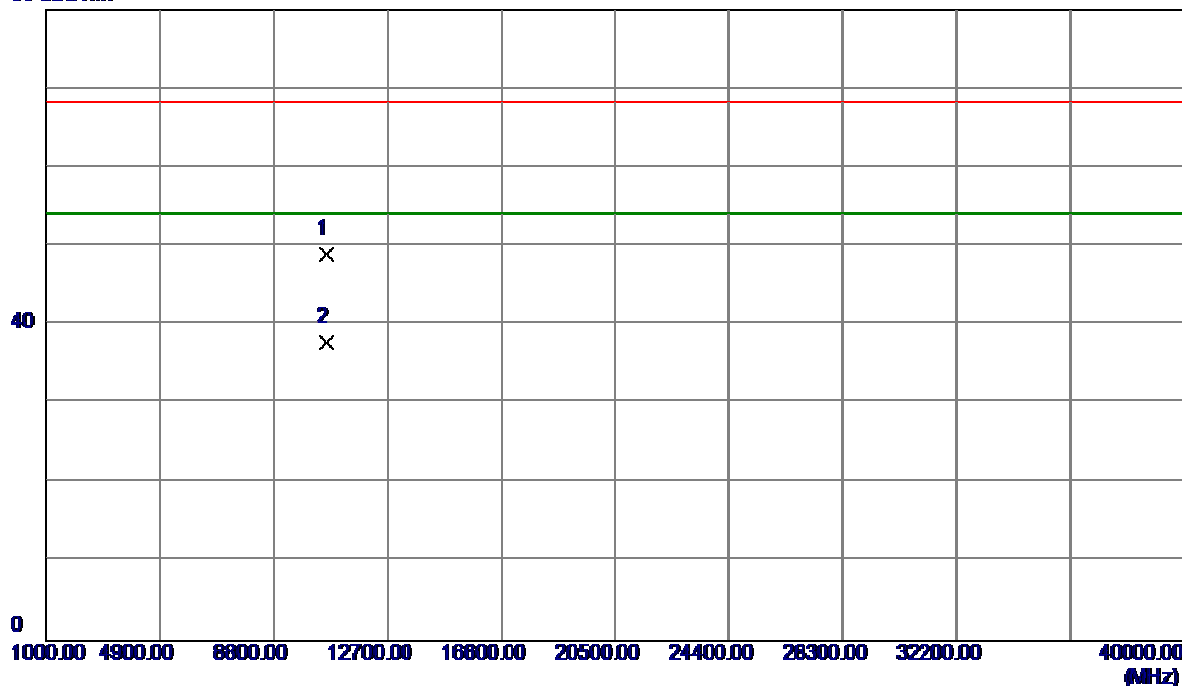


Orthogonal Axis :	X
Test Mode :	UNII-2A/ TX N20 Mode 5300MHz

Horizontal

80 dBuV/m

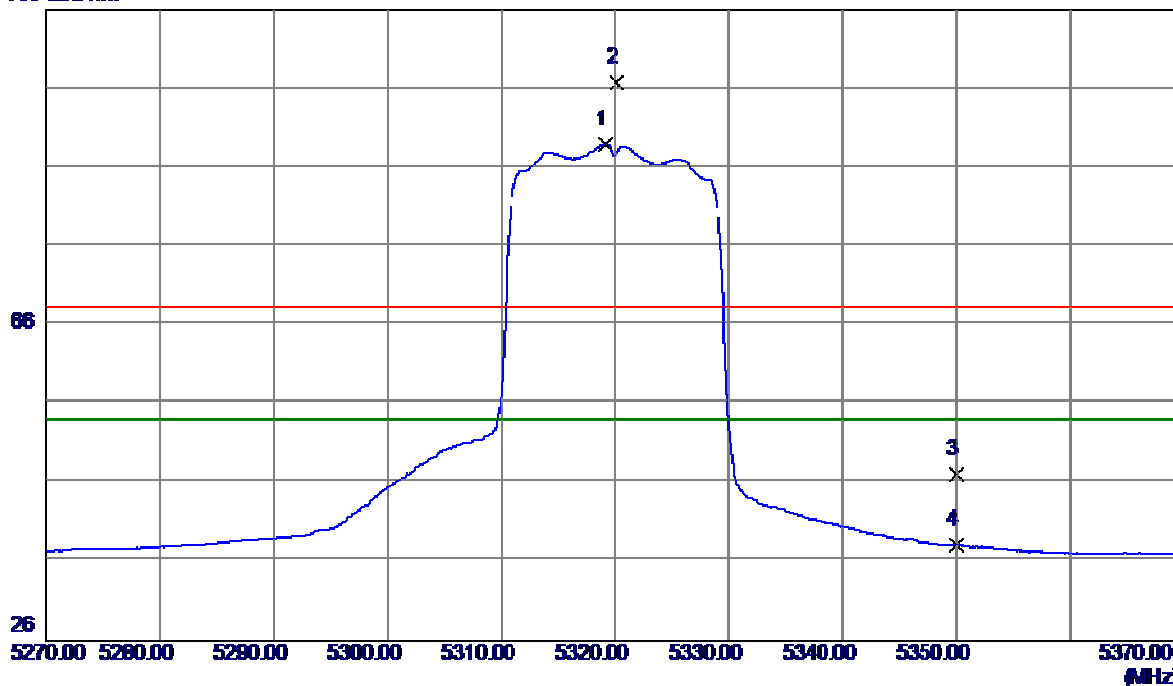


No.	Freq. MHz	Reading Level dBuV/m	Correct Factor dB	Measure ment dBuV/m	Limit dBuV/m	Over dB	Detector	Comment
1	10600.5500	37.90	11.00	48.90	68.30	-19.40	Peak	
2	10602.0599	26.77	11.01	37.78	54.00	-16.22	AVG	

Orthogonal Axis :	X
Test Mode :	UNII-2A/ TX N20 Mode 5320MHz

Vertical

106 dBuV/m

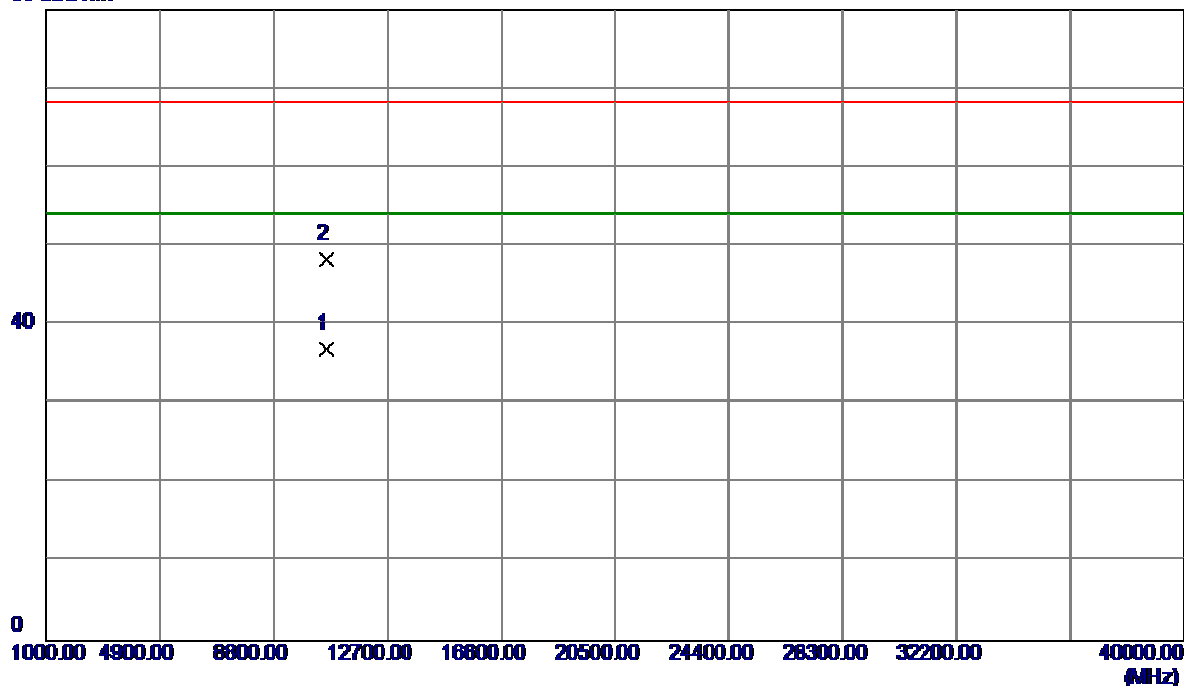


No.	Freq. MHz	Reading Level dBuV/m	Correct Factor dB	Measure ment dBuV/m	Limit dBuV/m	Over dB	Detector	Comment
1	5319.1000	49.27	39.56	88.83	54.00	34.83	AVG	No Limit
2	5320.1000	57.12	39.56	96.68	68.30	28.38	Peak	No Limit
3	5350.0000	7.45	39.66	47.11	68.30	-21.19	Peak	
4	5350.0000	-1.57	39.66	38.09	54.00	-15.91	AVG	

Orthogonal Axis :	X
Test Mode :	UNII-2A/ TX N20 Mode 5320MHz

Vertical

80 dBuV/m

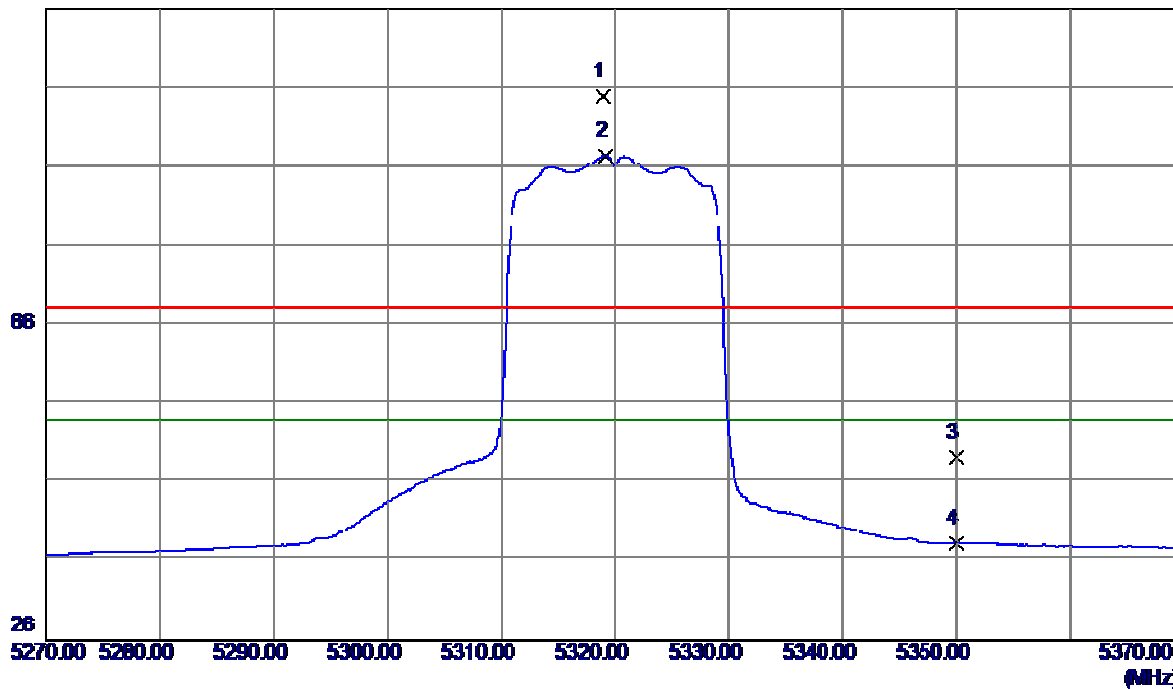


No.	Freq. MHz	Reading Level dBuV/m	Correct Factor dB	Measure ment dBuV/m	Limit dBuV/m	Over dB	Detector	Comment
1	10640.3099	25.88	11.04	36.92	54.00	-17.08	AVG	
2	10641.0100	37.31	11.04	48.35	68.30	-19.95	Peak	

Orthogonal Axis :	X
Test Mode :	UNII-2A/ TX N20 Mode 5320MHz

Horizontal

106 dBuV/m

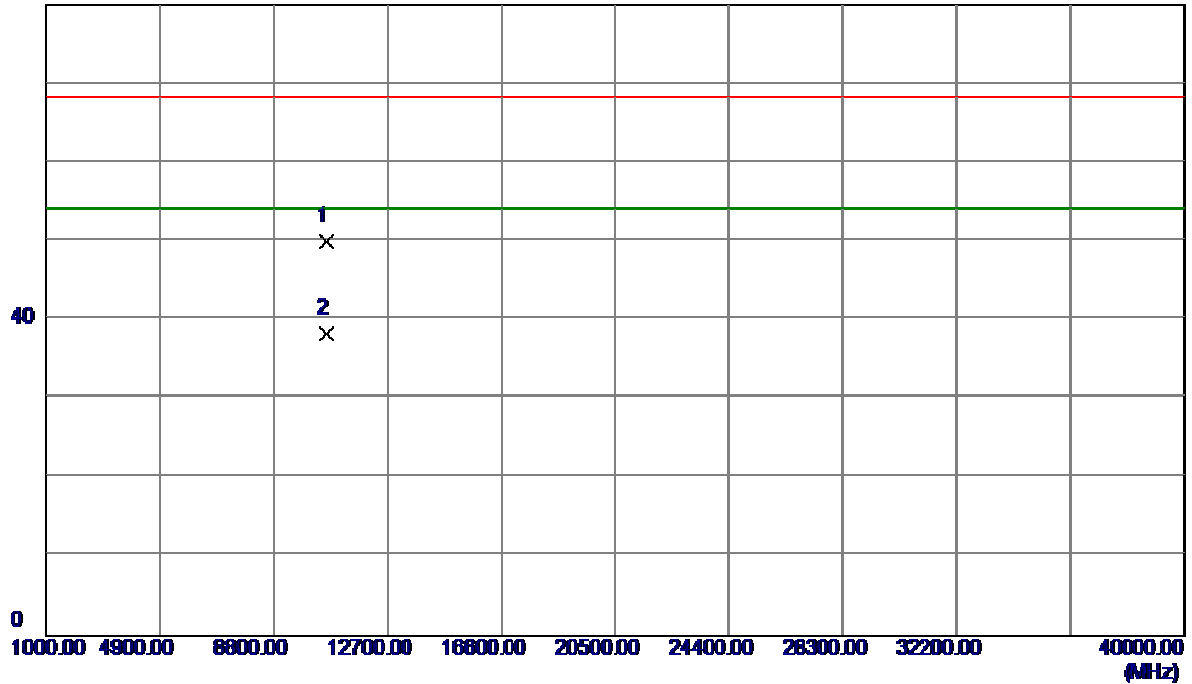


No.	Freq. MHz	Reading Level dBuV/m	Correct Factor dB	Measure ment dBuV/m	Limit dBuV/m	Over dB	Detector	Comment
1	5318.9000	55.42	39.56	94.98	68.30	26.68	Peak	No Limit
2	5319.1000	47.95	39.56	87.51	54.00	33.51	AVG	No Limit
3	5350.0000	9.51	39.66	49.17	68.30	-19.13	Peak	
4	5350.0000	-1.30	39.66	38.36	54.00	-15.64	AVG	

Orthogonal Axis :	X
Test Mode :	UNII-2A/ TX N20 Mode 5320MHz

Horizontal

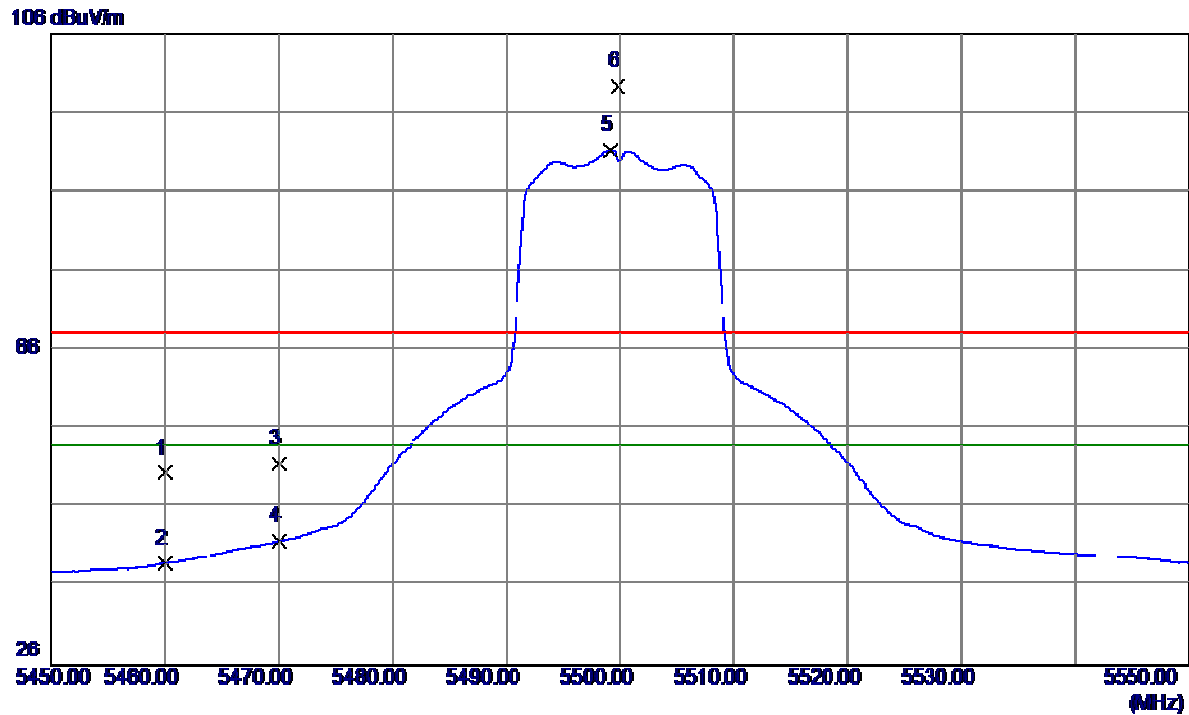
80 dBuV/m



No.	Freq. MHz	Reading Level dBuV/m	Correct Factor dB	Measure ment dBuV/m	Limit dBuV/m	Over dB	Detector	Comment
1	10640.1000	38.83	11.04	49.87	68.30	-18.43	Peak	
2	10641.3800	27.20	11.04	38.24	54.00	-15.76	AVG	

Orthogonal Axis :	X
Test Mode :	UNII-2C/ TX A Mode 5500MHz

Vertical

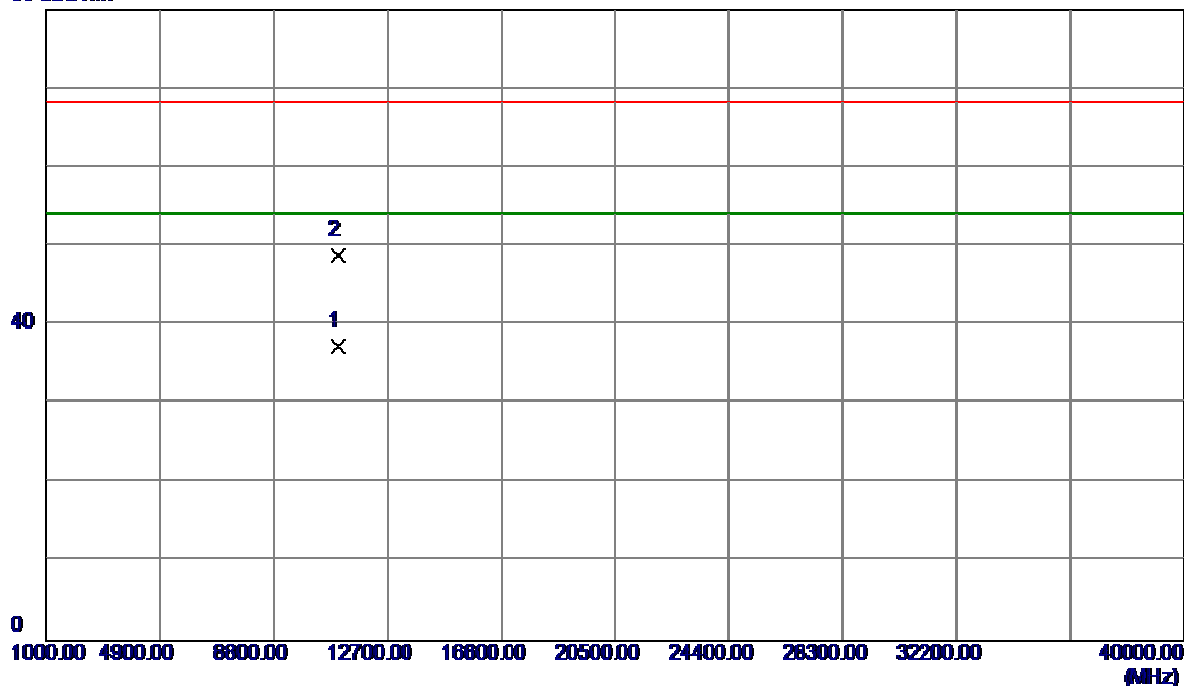


No.	Freq. MHz	Reading Level dBuV/m	Correct Factor dB	Measure ment dBuV/m	Limit dBuV/m	Over dB	Detector	Comment
1	5460.0000	10.37	40.03	50.40	68.30	-17.90	Peak	
2	5460.0000	-1.02	40.03	39.01	54.00	-14.99	AVG	
3	5470.0000	11.51	40.06	51.57	68.30	-16.73	Peak	
4	5470.0000	1.73	40.06	41.79	54.00	-12.21	AVG	
5	5499.1000	51.18	40.16	91.34	54.00	37.34	AVG	No Limit
6	5499.8000	59.28	40.16	99.44	68.30	31.14	Peak	No Limit

Orthogonal Axis :	X
Test Mode :	UNII-2C/ TX A Mode 5500MHz

Vertical

80 dBuV/m

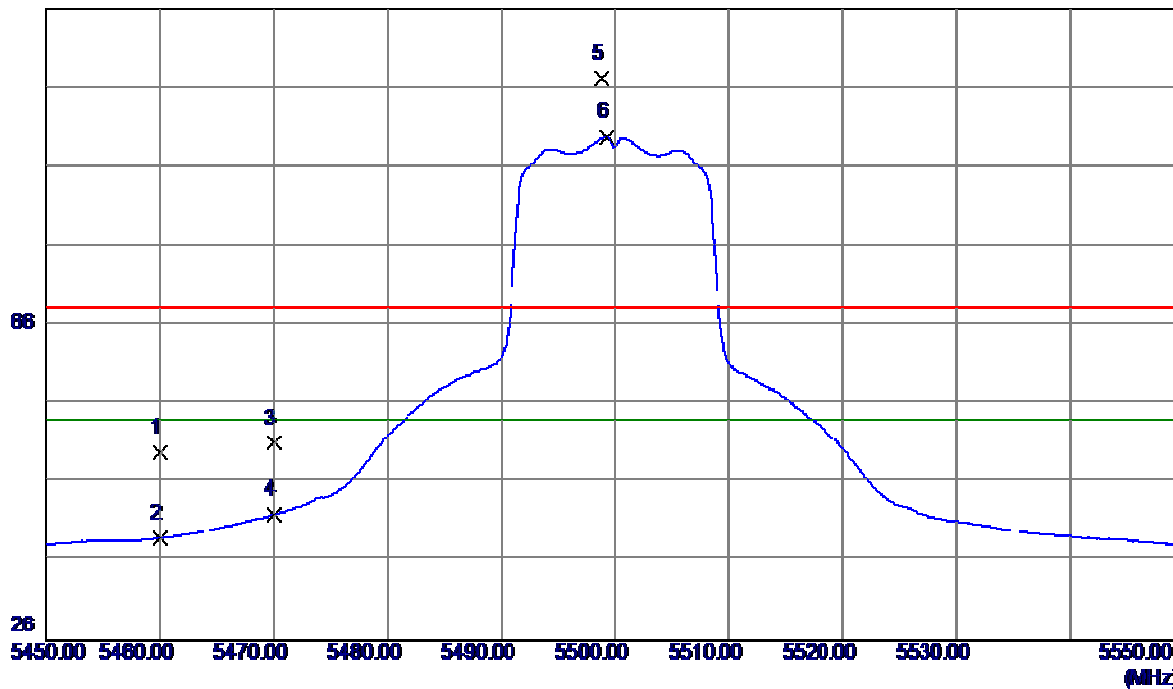


No.	Freq. MHz	Reading Level dBuV/m	Correct Factor dB	Measure ment dBuV/m	Limit dBuV/m	Over dB	Detector	Comment
1	11000.0500	25.86	11.38	37.24	54.00	-16.76	AVG	
2	11001.3700	37.49	11.38	48.87	68.30	-19.43	Peak	

Orthogonal Axis :	X
Test Mode :	UNII-2C/ TX A Mode 5500MHz

Horizontal

106 dBuV/m

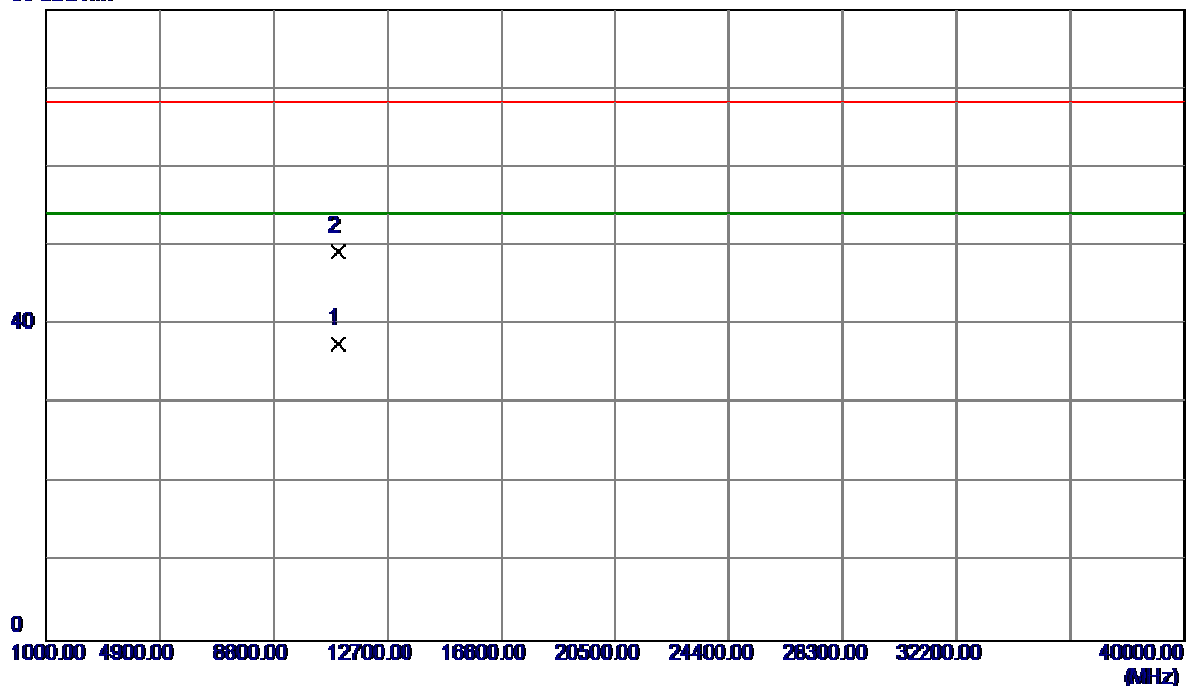


No.	Freq. MHz	Reading Level dBuV/m	Correct Factor dB	Measure ment dBuV/m	Limit dBuV/m	Over dB	Detector	Comment
1	5460.0000	9.87	40.03	49.90	68.30	-18.40	Peak	
2	5460.0000	-1.03	40.03	39.00	54.00	-15.00	AVG	
3	5470.0000	10.98	40.06	51.04	68.30	-17.26	Peak	
4	5470.0000	1.93	40.06	41.99	54.00	-12.01	AVG	
5	5498.8000	57.08	40.16	97.24	68.30	28.94	Peak	No Limit
6	5499.2000	49.66	40.16	89.82	54.00	35.82	AVG	No Limit

Orthogonal Axis :	X
Test Mode :	UNII-2C/ TX A Mode 5500MHz

Horizontal

80 dBuV/m

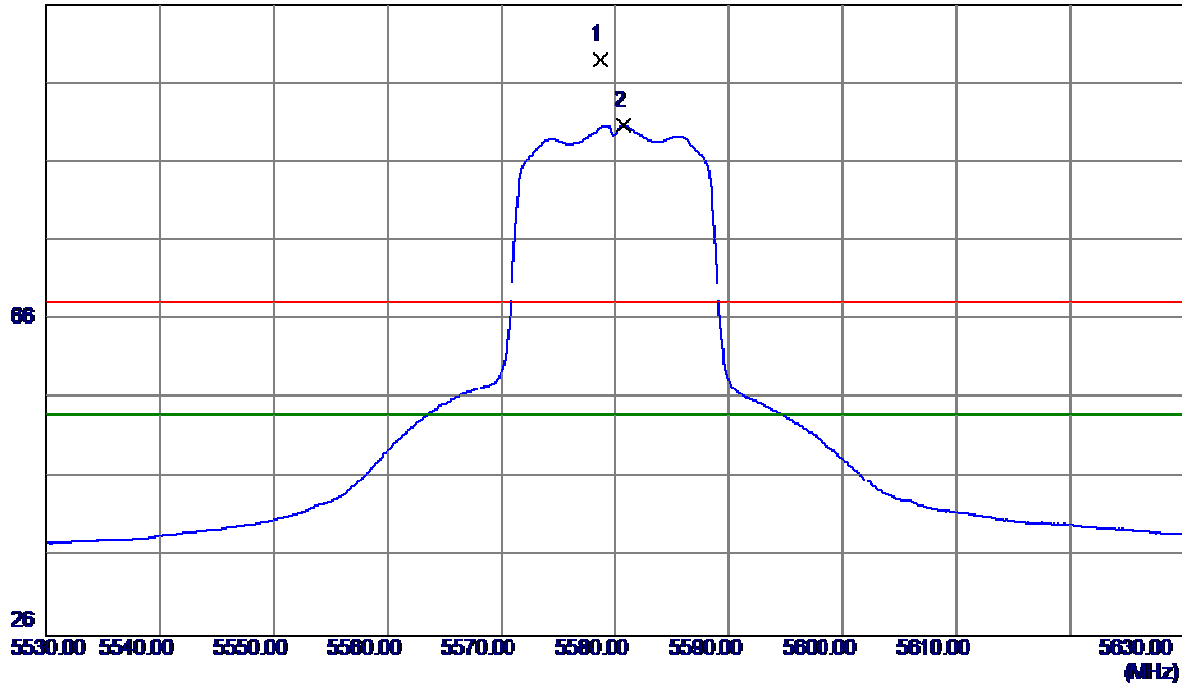


No.	Freq. MHz	Reading Level dBuV/m	Correct Factor dB	Measure ment dBuV/m	Limit dBuV/m	Over dB	Detector	Comment
1	11000.0500	26.16	11.38	37.54	54.00	-16.46	AVG	
2	11002.6200	37.88	11.39	49.27	68.30	-19.03	Peak	

Orthogonal Axis :	X
Test Mode :	UNII-2C/ TX A Mode 5580MHz

Vertical

106 dBuV/m

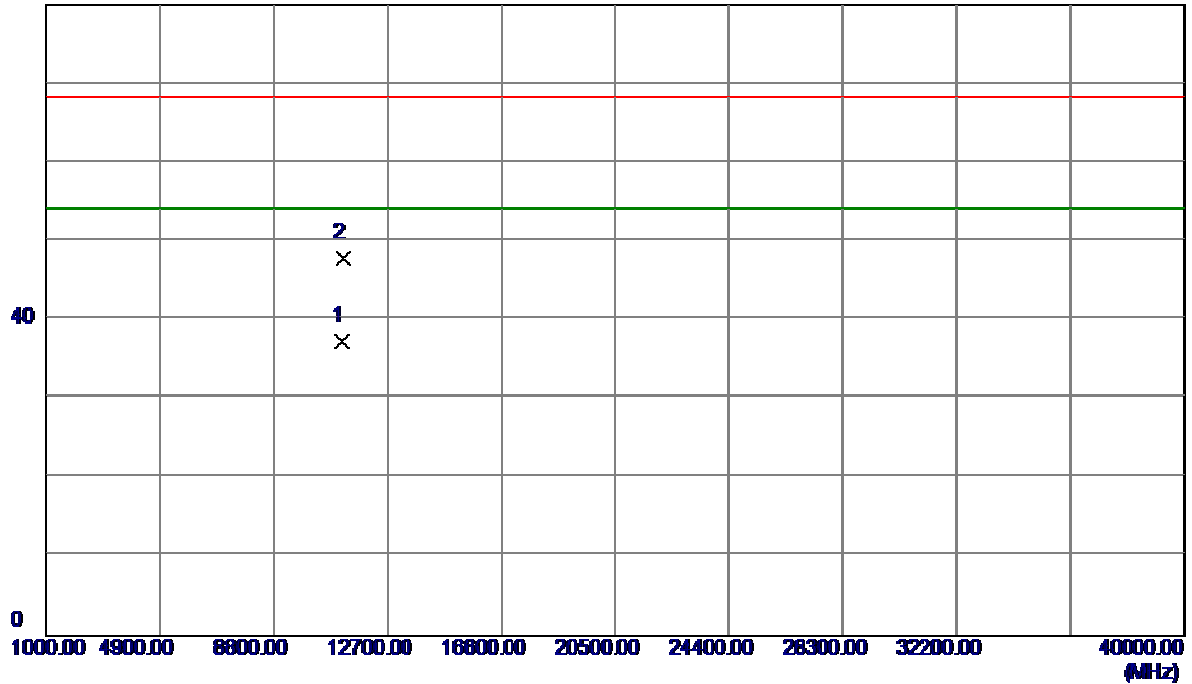


No.	Freq. MHz	Reading Level dBuV/m	Correct Factor dB	Measure ment dBuV/m	Limit dBuV/m	Over dB	Detector	Comment
1	5578.7000	58.40	40.49	98.89	68.30	30.59	Peak	No Limit
2	5580.8000	50.07	40.50	90.57	54.00	36.57	AVG	No Limit

Orthogonal Axis :	X
Test Mode :	UNII-2C/ TX A Mode 5580MHz

Vertical

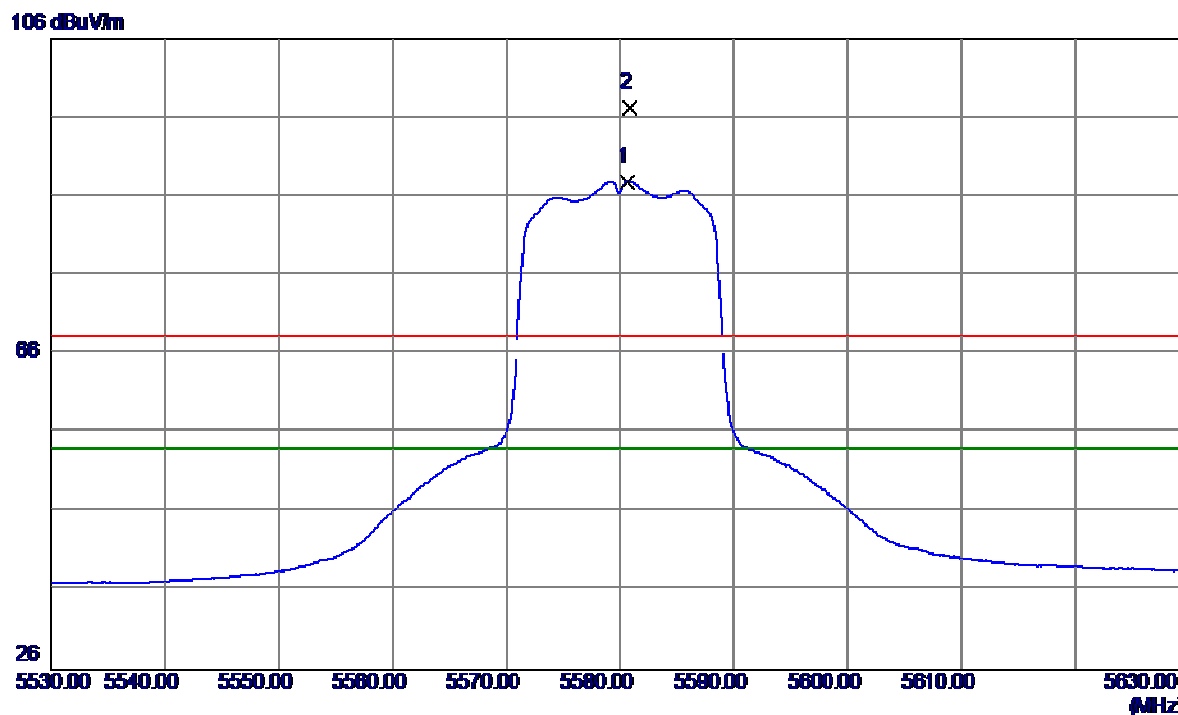
80 dBuV/m



No.	Freq. MHz	Reading Level dBuV/m	Correct Factor dB	Measure ment dBuV/m	Limit dBuV/m	Over dB	Detector	Comment
1	11160.4800	25.36	11.88	37.24	54.00	-16.76	AVG	
2	11162.3700	35.98	11.89	47.87	68.30	-20.43	Peak	

Orthogonal Axis :	X
Test Mode :	UNII-2C/ TX A Mode 5580MHz

Horizontal

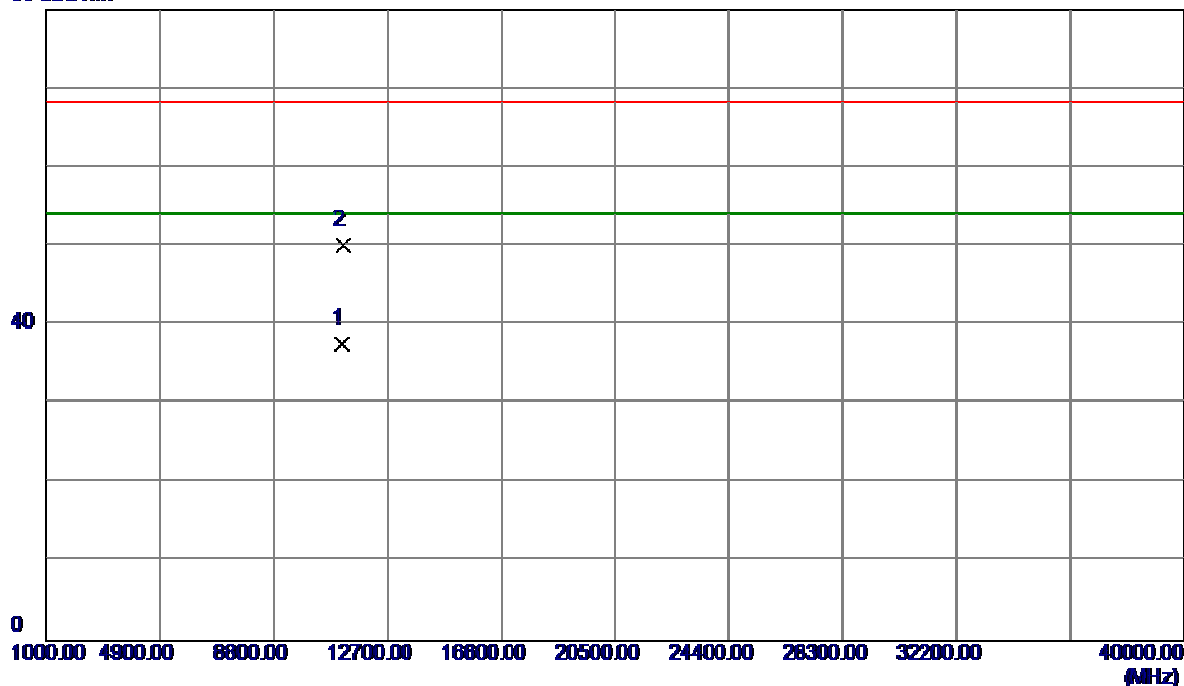


No.	Freq. MHz	Reading Level dBuV/m	Correct Factor dB	Measure ment dBuV/m	Limit dBuV/m	Over dB	Detector	Comment
1	5580.7000	47.34	40.50	87.84	54.00	33.84	AVG	No Limit
2	5580.9000	56.63	40.50	97.13	68.30	28.83	Peak	No Limit

Orthogonal Axis :	X
Test Mode :	UNII-2C/ TX A Mode 5580MHz

Horizontal

80 dBuV/m

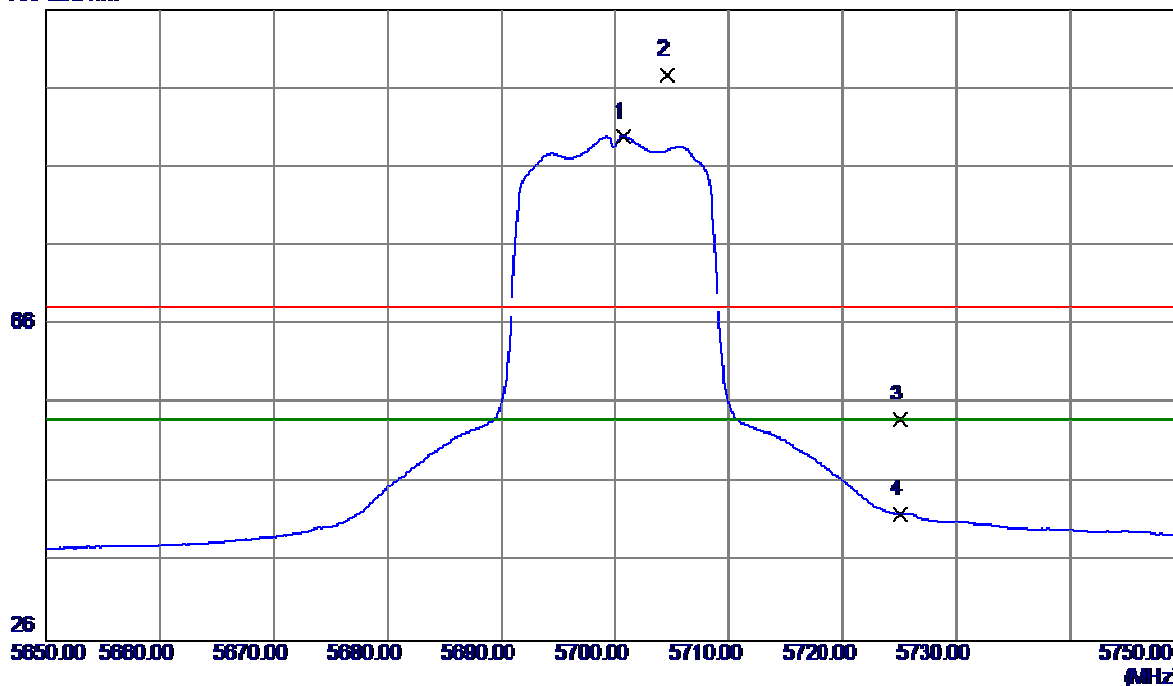


No.	Freq. MHz	Reading Level dBuV/m	Correct Factor dB	Measure ment dBuV/m	Limit dBuV/m	Over dB	Detector	Comment
1	11160.0199	25.75	11.88	37.63	54.00	-16.37	AVG	
2	11162.4100	38.15	11.89	50.04	68.30	-18.26	Peak	

Orthogonal Axis :	X
Test Mode :	UNII-2C/ TX A Mode 5700MHz

Vertical

106 dBuV/m

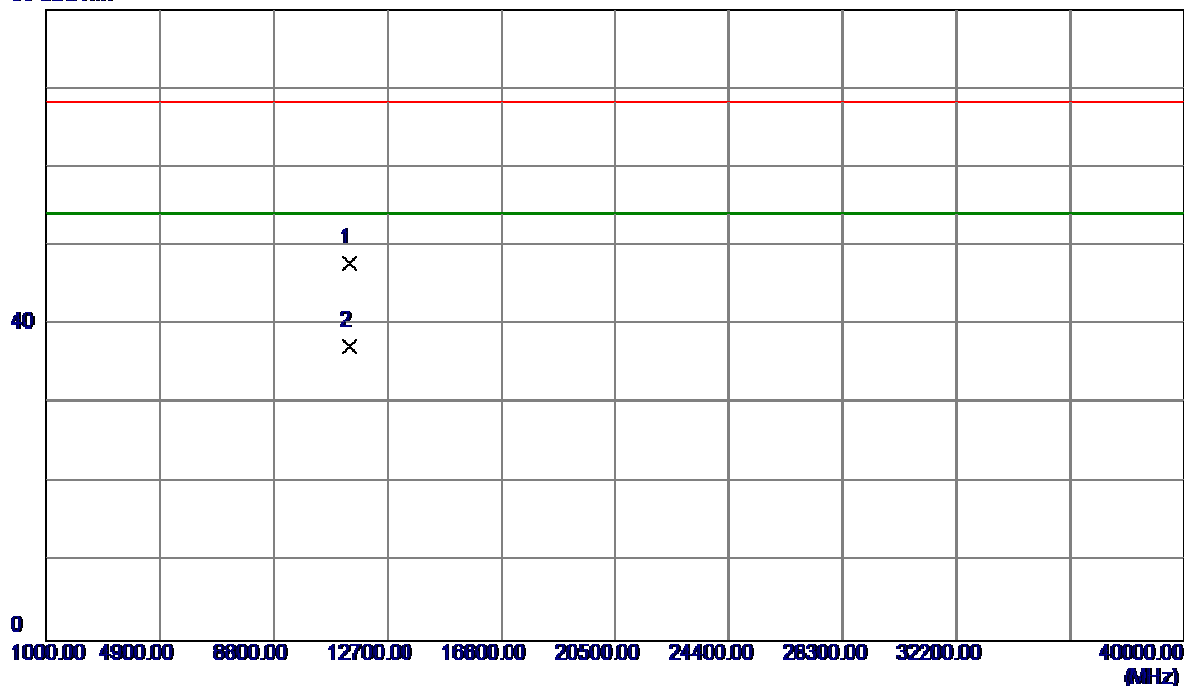


No.	Freq. MHz	Reading Level dBuV/m	Correct Factor dB	Measure ment dBuV/m	Limit dBuV/m	Over dB	Detector	Comment
1	5700.8000	48.87	41.00	89.87	54.00	35.87	AVG	No Limit
2	5704.6000	56.72	41.01	97.73	68.30	29.43	Peak	No Limit
3	5725.0000	12.88	41.10	53.98	68.30	-14.32	Peak	
4	5725.0000	0.88	41.10	41.98	54.00	-12.02	AVG	

Orthogonal Axis :	X
Test Mode :	UNII-2C/ TX A Mode 5700MHz

Vertical

80 dBuV/m

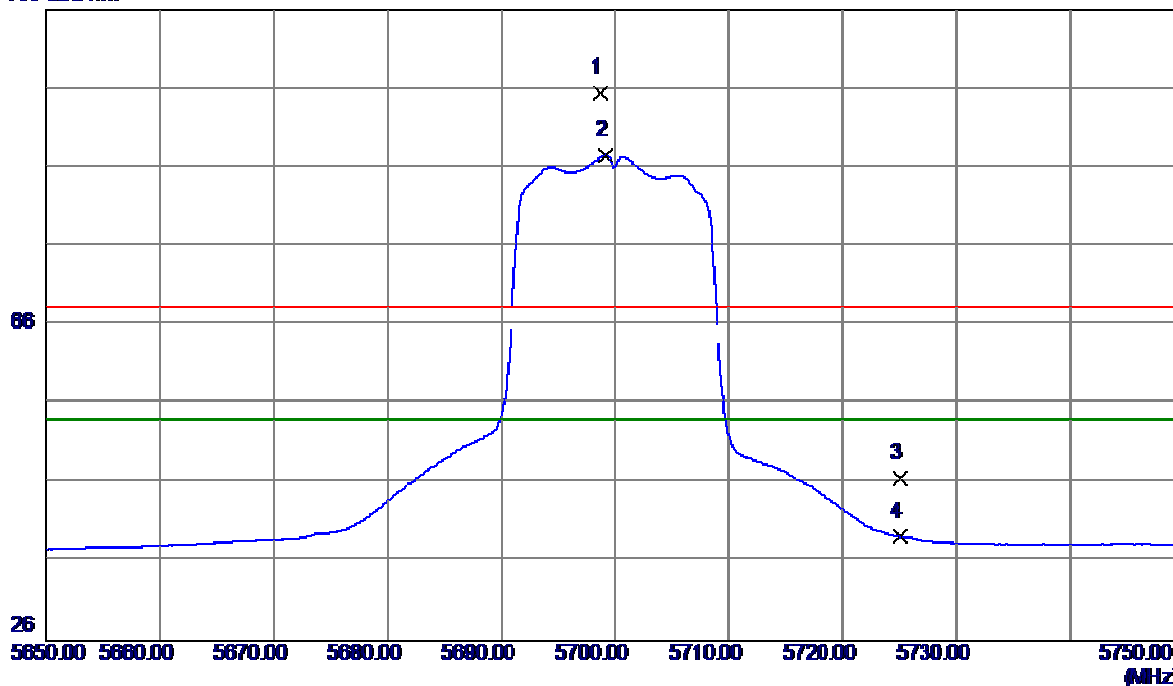


No.	Freq. MHz	Reading Level dBuV/m	Correct Factor dB	Measure ment dBuV/m	Limit dBuV/m	Over dB	Detector	Comment
1	11400.3400	35.24	12.63	47.87	68.30	-20.43	Peak	
2	11400.9700	24.61	12.63	37.24	54.00	-16.76	AVG	

Orthogonal Axis :	X
Test Mode :	UNII-2C/ TX A Mode 5700MHz

Horizontal

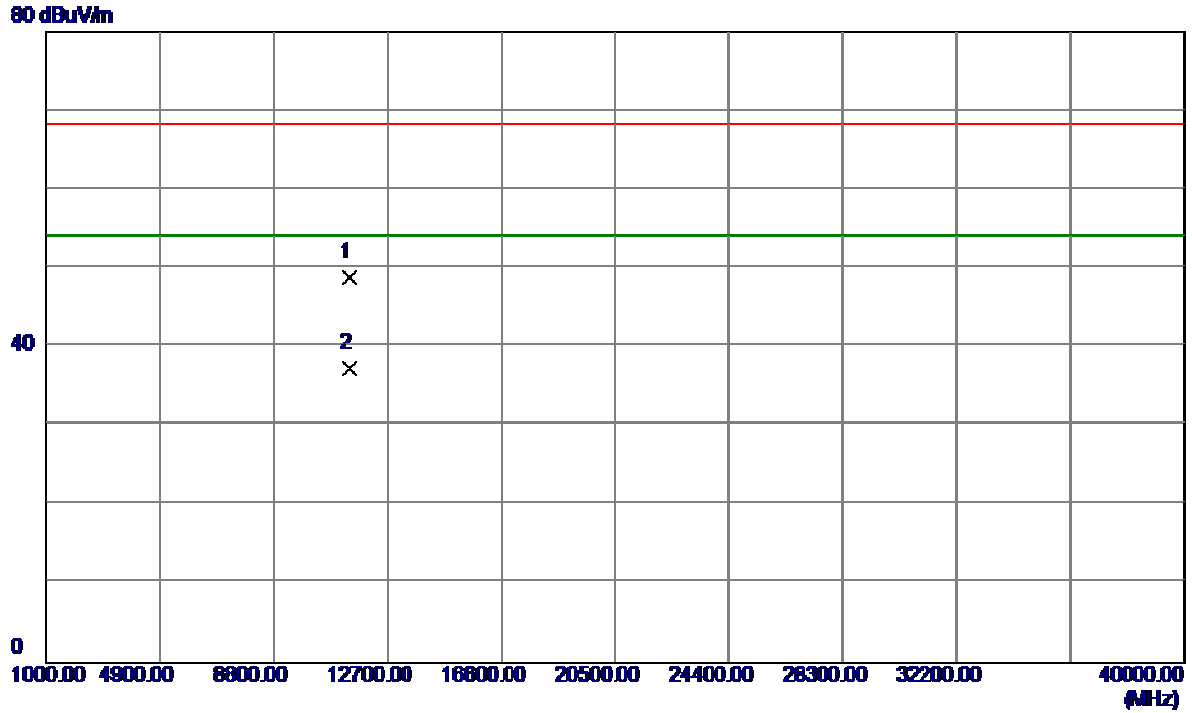
106 dBuV/m



No.	Freq. MHz	Reading Level dBuV/m	Correct Factor dB	Measure ment dBuV/m	Limit dBuV/m	Over dB	Detector	Comment
1	5698.7000	54.43	40.99	95.42	68.30	27.12	Peak	No Limit
2	5699.1000	46.53	40.99	87.52	54.00	33.52	AVG	No Limit
3	5725.0000	5.55	41.10	46.65	68.30	-21.65	Peak	
4	5725.0000	-1.90	41.10	39.20	68.30	-29.10	Peak	

Orthogonal Axis :	X
Test Mode :	UNII-2C/ TX A Mode 5700MHz

Horizontal

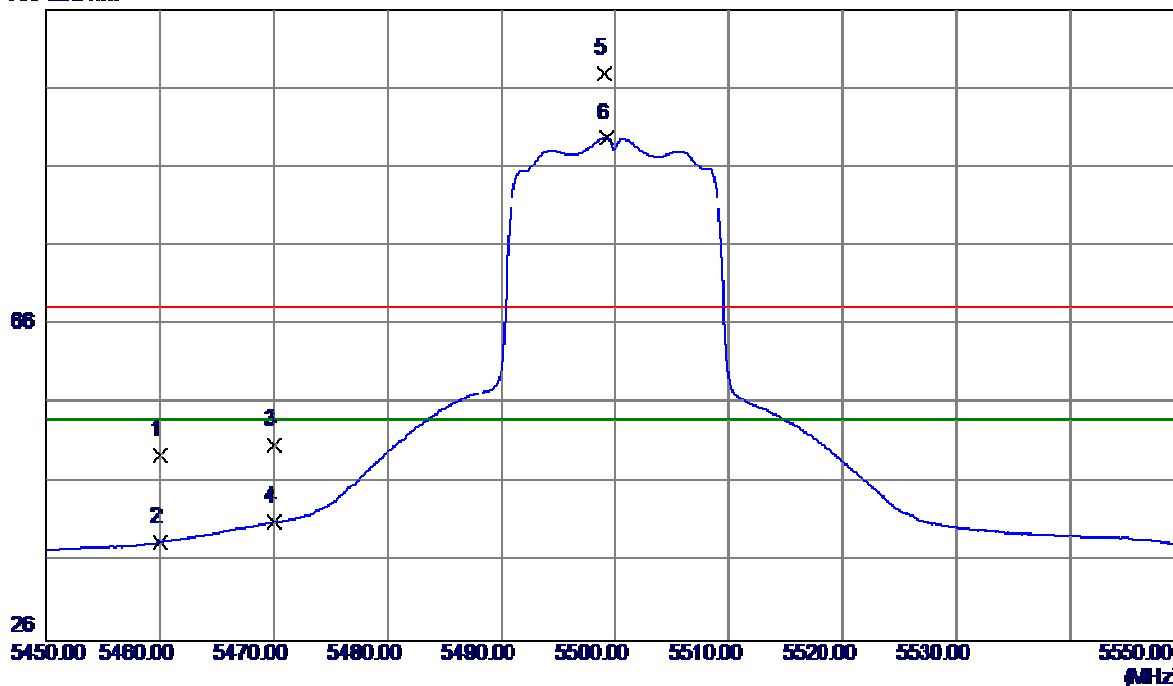


No.	Freq. MHz	Reading Level dBuV/m	Correct Factor dB	Measure ment dBuV/m	Limit dBuV/m	Over dB	Detector	Comment
1	11400.9100	36.24	12.63	48.87	68.30	-19.43	Peak	
2	11402.3000	24.60	12.64	37.24	54.00	-16.76	AVG	

Orthogonal Axis :	X
Test Mode :	UNII-2C/ TX N20 Mode 5500MHz

Vertical

106 dBuV/m

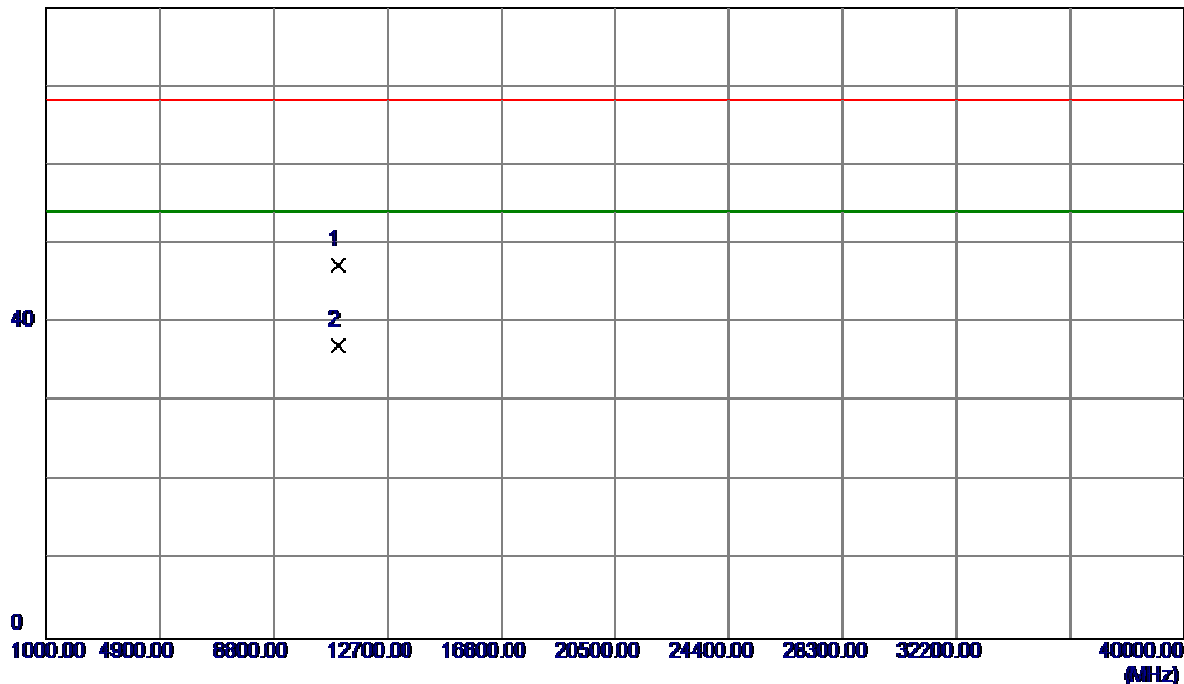


No.	Freq. MHz	Reading Level dBuV/m	Correct Factor dB	Measure ment dBuV/m	Limit dBuV/m	Over dB	Detector	Comment
1	5460.0000	9.48	40.03	49.51	68.30	-18.79	Peak	
2	5460.0000	-1.50	40.03	38.53	54.00	-15.47	AVG	
3	5470.0000	10.75	40.06	50.81	68.30	-17.49	Peak	
4	5470.0000	0.93	40.06	40.99	54.00	-13.01	AVG	
5	5499.0000	57.64	40.16	97.80	68.30	29.50	Peak	No Limit
6	5499.2000	49.48	40.16	89.64	54.00	35.64	AVG	No Limit

Orthogonal Axis :	X
Test Mode :	UNII-2C/ TX N20 Mode 5500MHz

Vertical

80 dBuV/m

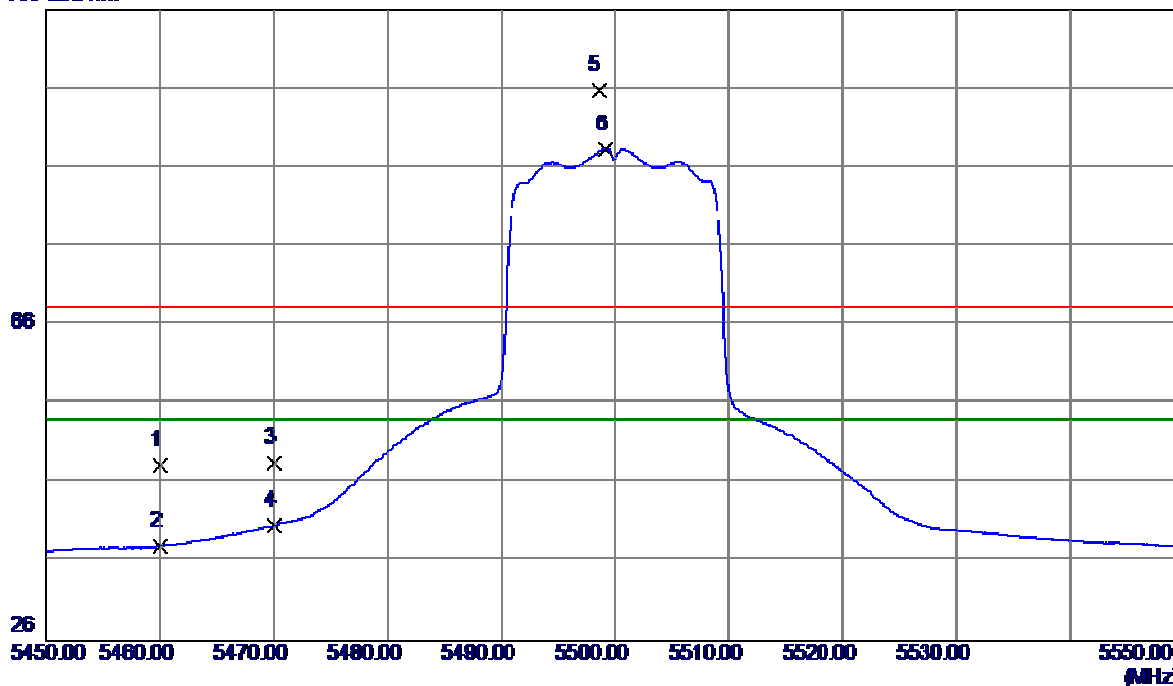


No.	Freq. MHz	Reading Level dBuV/m	Correct Factor dB	Measure ment dBuV/m	Limit dBuV/m	Over dB	Detector	Comment
1	10999.8500	35.93	11.38	47.31	68.30	-20.99	Peak	
2	11000.6100	25.81	11.38	37.19	54.00	-16.81	AVG	

Orthogonal Axis :	X
Test Mode :	UNII-2C/ TX N20 Mode 5500MHz

Horizontal

106 dBuV/m

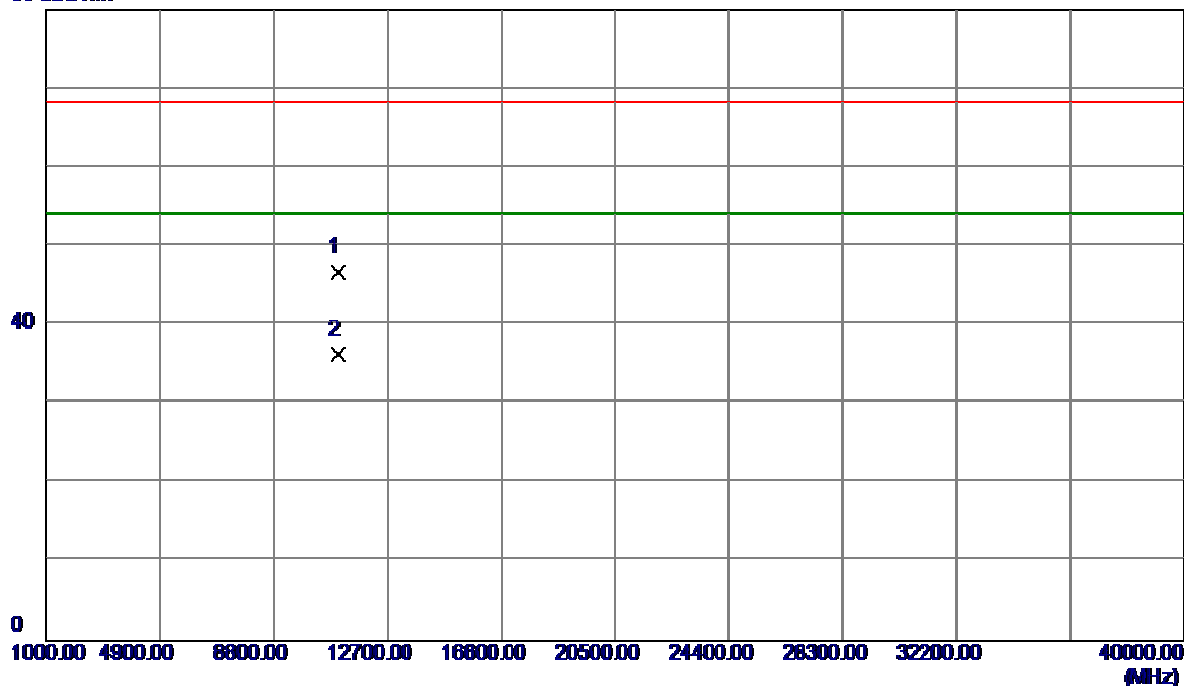


No.	Freq. MHz	Reading Level dBuV/m	Correct Factor dB	Measure ment dBuV/m	Limit dBuV/m	Over dB	Detector	Comment
1	5460.0000	8.24	40.03	48.27	68.30	-20.03	Peak	
2	5460.0000	-2.00	40.03	38.03	54.00	-15.97	AVG	
3	5470.0000	8.51	40.06	48.57	68.30	-19.73	Peak	
4	5470.0000	0.50	40.06	40.56	54.00	-13.44	AVG	
5	5498.5000	55.66	40.15	95.81	68.30	27.51	Peak	No Limit
6	5499.1000	48.13	40.16	88.29	54.00	34.29	AVG	No Limit

Orthogonal Axis :	X
Test Mode :	UNII-2C/ TX N20 Mode 5500MHz

Horizontal

80 dBuV/m

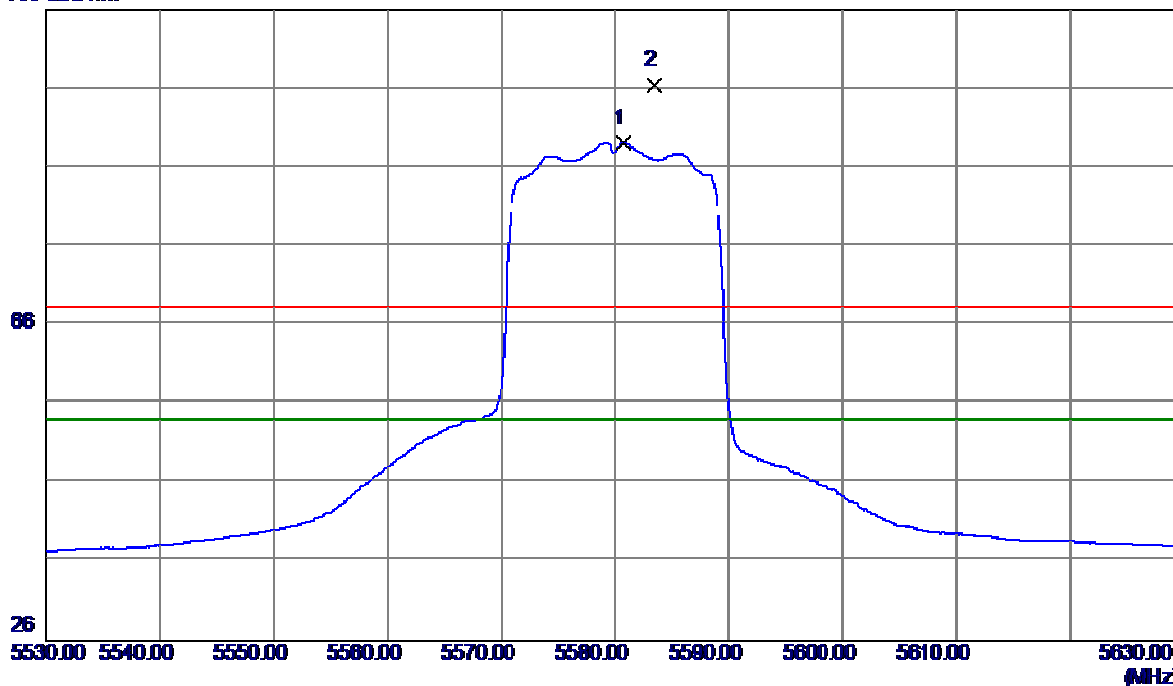


No.	Freq. MHz	Reading Level dBuV/m	Correct Factor dB	Measure ment dBuV/m	Limit dBuV/m	Over dB	Detector	Comment
1	11000.9200	35.38	11.38	46.76	68.30	-21.54	Peak	
2	11002.6400	24.85	11.39	36.24	54.00	-17.76	AVG	

Orthogonal Axis :	X
Test Mode :	UNII-2C/ TX N20 Mode 5580MHz

Vertical

106 dBuV/m

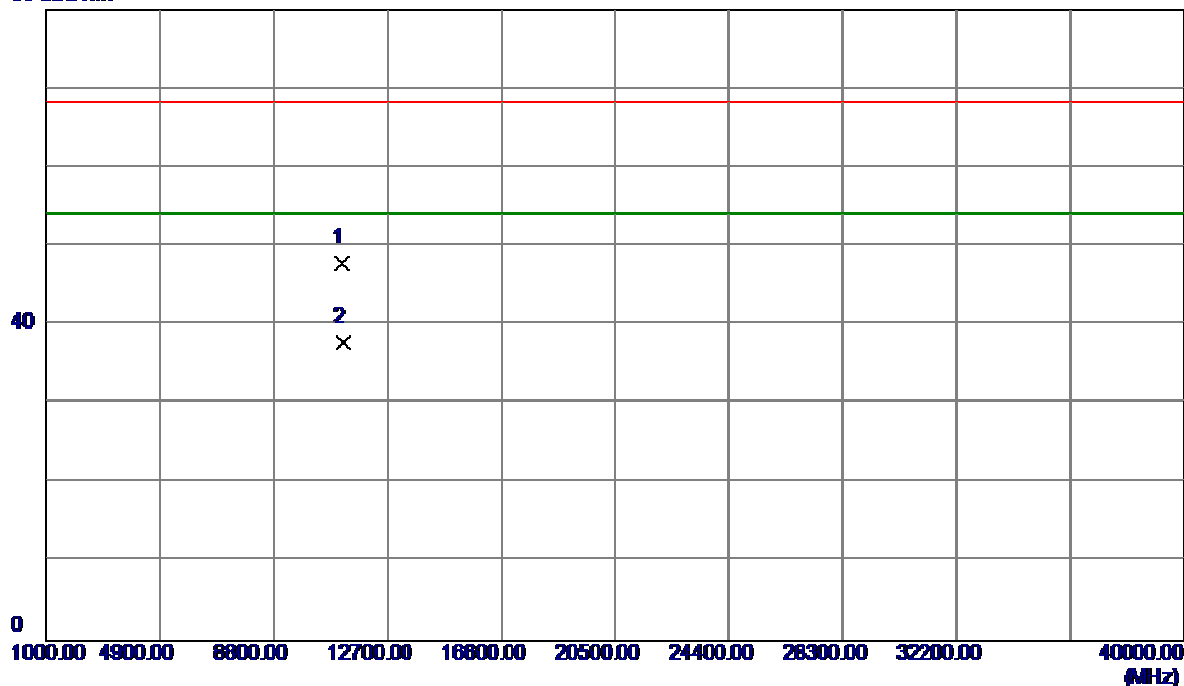


No.	Freq. MHz	Reading Level dBuV/m	Correct Factor dB	Measure ment dBuV/m	Limit dBuV/m	Over dB	Detector	Comment
1	5580.8000	48.60	40.50	89.10	54.00	35.10	AVG	No Limit
2	5583.4000	55.86	40.51	96.37	68.30	28.07	Peak	No Limit

Orthogonal Axis :	X
Test Mode :	UNII-2C/ TX N20 Mode 5580MHz

Vertical

80 dBuV/m

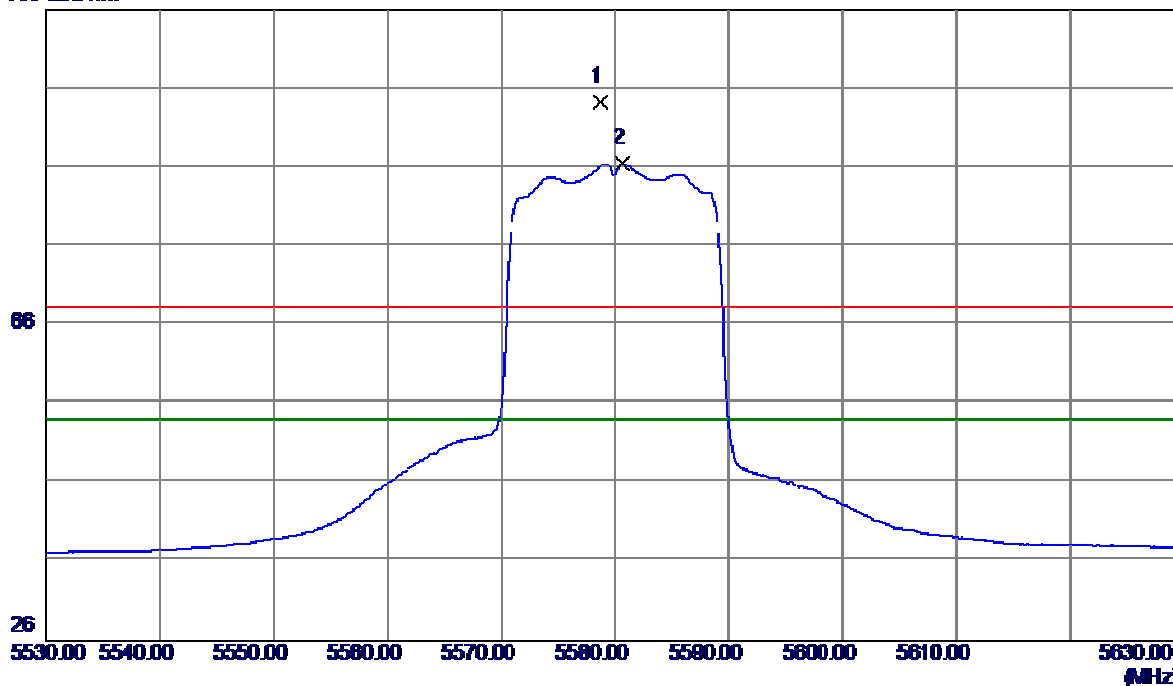


No.	Freq. MHz	Reading Level dBuV/m	Correct Factor dB	Measure ment dBuV/m	Limit dBuV/m	Over dB	Detector	Comment
1	11159.1700	35.90	11.88	47.78	68.30	-20.52	Peak	
2	11161.6800	25.81	11.88	37.69	54.00	-16.31	AVG	

Orthogonal Axis :	X
Test Mode :	UNII-2C/ TX N20 Mode 5580MHz

Horizontal

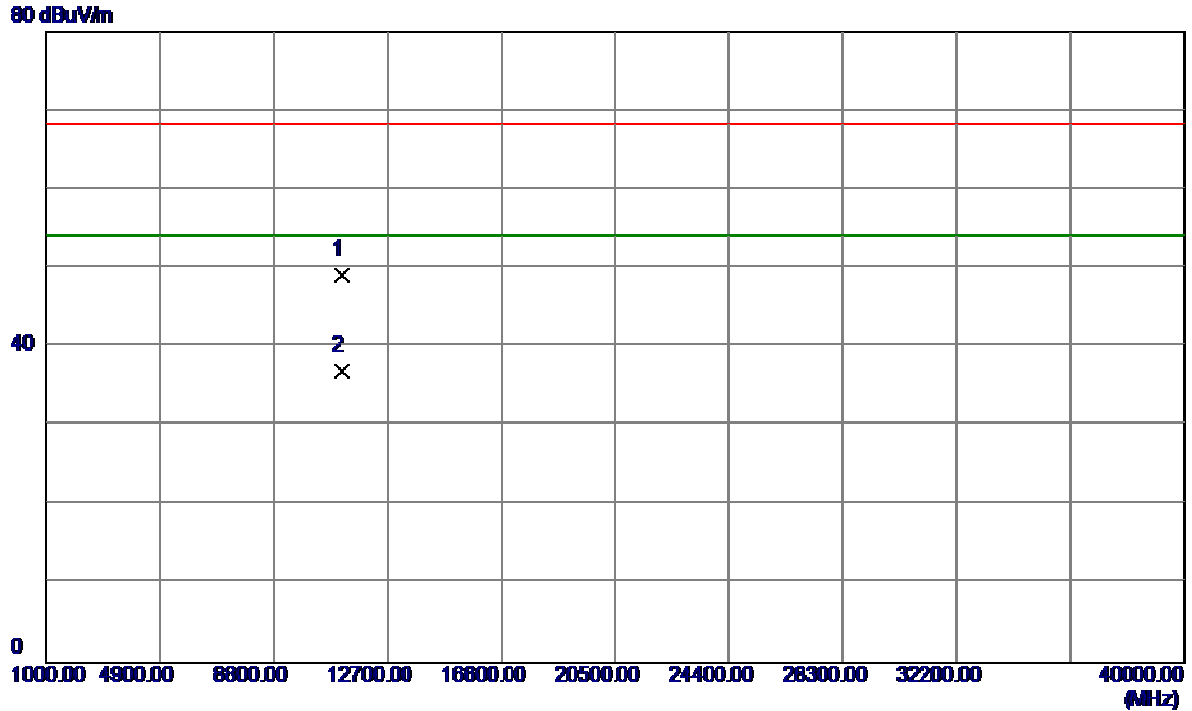
106 dBuV/m



No.	Freq. MHz	Reading Level dBuV/m	Correct Factor dB	Measure ment dBuV/m	Limit dBuV/m	Over dB	Detector	Comment
1	5578.7000	53.90	40.49	94.39	68.30	26.09	Peak	No Limit
2	5580.7000	45.90	40.50	86.40	54.00	32.40	AVG	No Limit

Orthogonal Axis :	X
Test Mode :	UNII-2C/ TX N20 Mode 5580MHz

Horizontal

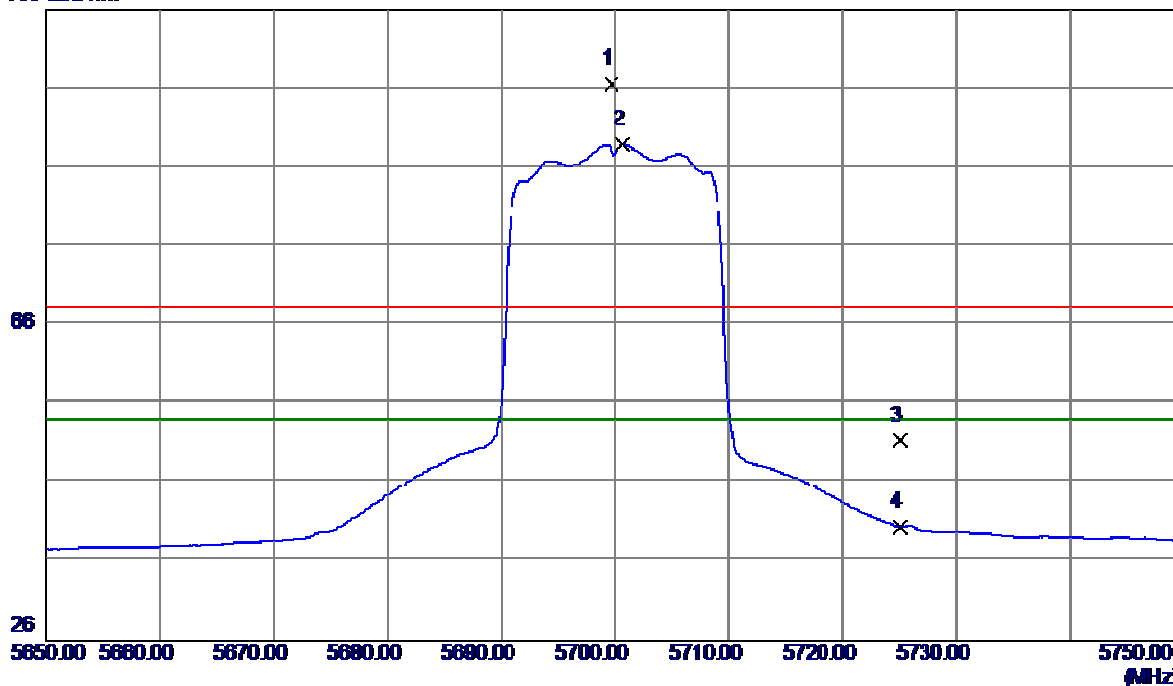


No.	Freq. MHz	Reading Level dBuV/m	Correct Factor dB	Measure ment dBuV/m	Limit dBuV/m	Over dB	Detector	Comment
1	11160.0800	37.31	11.88	49.19	68.30	-19.11	Peak	
2	11160.9200	25.07	11.88	36.95	54.00	-17.05	AVG	

Orthogonal Axis :	X
Test Mode :	UNII-2C/ TX N20 Mode 5700MHz

Vertical

106 dBuV/m

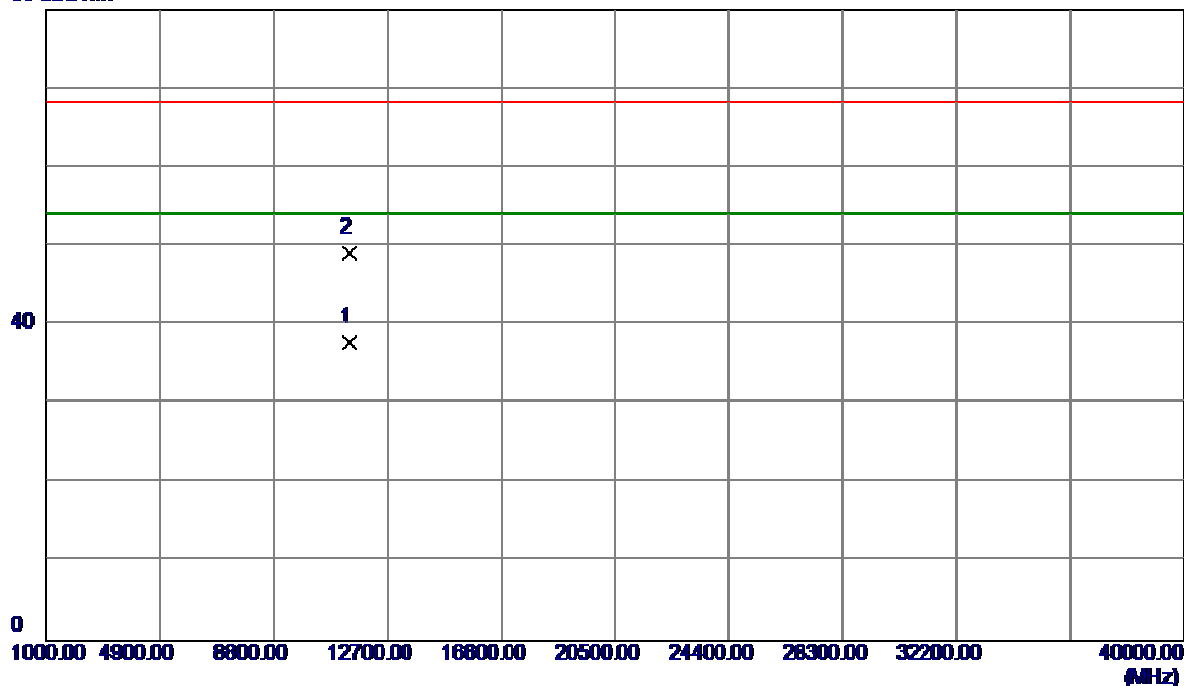


No.	Freq. MHz	Reading Level dBuV/m	Correct Factor dB	Measure ment dBuV/m	Limit dBuV/m	Over dB	Detector	Comment
1	5699.7000	55.64	40.99	96.63	68.30	28.33	Peak	No Limit
2	5700.7000	47.87	40.99	88.86	54.00	34.86	AVG	No Limit
3	5725.0000	10.26	41.10	51.36	68.30	-16.94	Peak	
4	5725.0000	-0.65	41.10	40.45	54.00	-13.55	AVG	

Orthogonal Axis :	X
Test Mode :	UNII-2C/ TX N20 Mode 5700MHz

Vertical

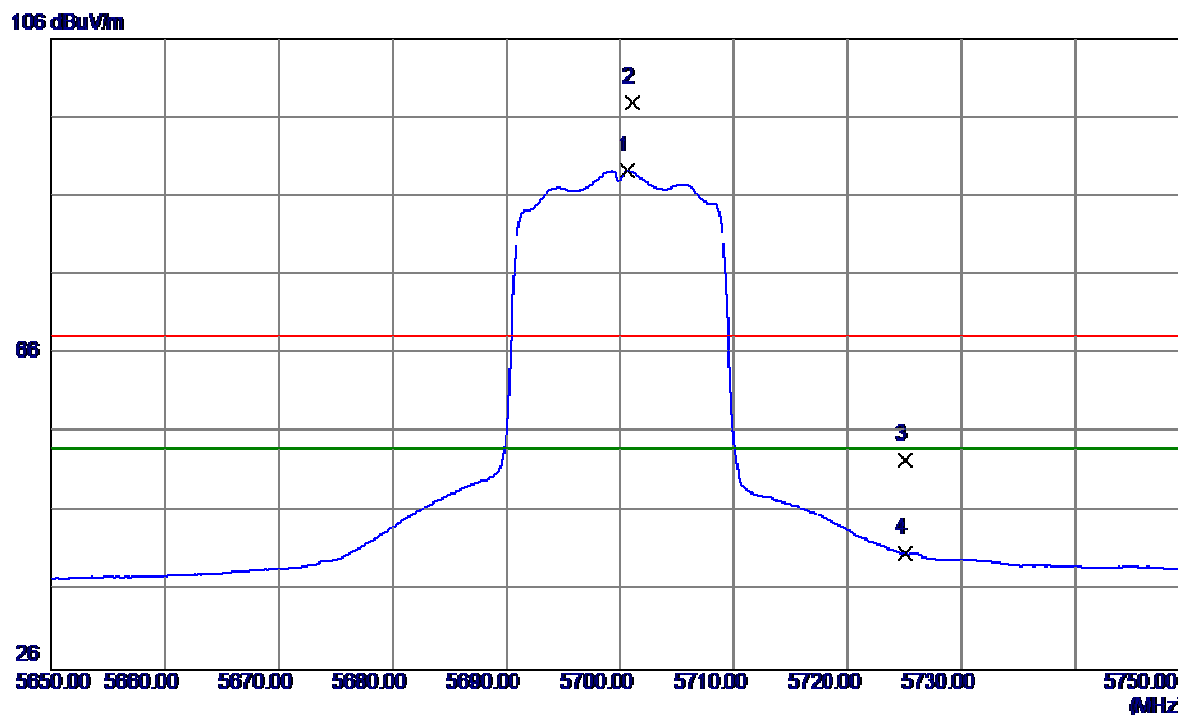
80 dBuV/m



No.	Freq. MHz	Reading Level dBuV/m	Correct Factor dB	Measure ment dBuV/m	Limit dBuV/m	Over dB	Detector	Comment
1	11400.1400	25.08	12.63	37.71	54.00	-16.29	AVG	
2	11401.2400	36.48	12.63	49.11	68.30	-19.19	Peak	

Orthogonal Axis :	X
Test Mode :	UNII-2C/ TX N20 Mode 5700MHz

Horizontal

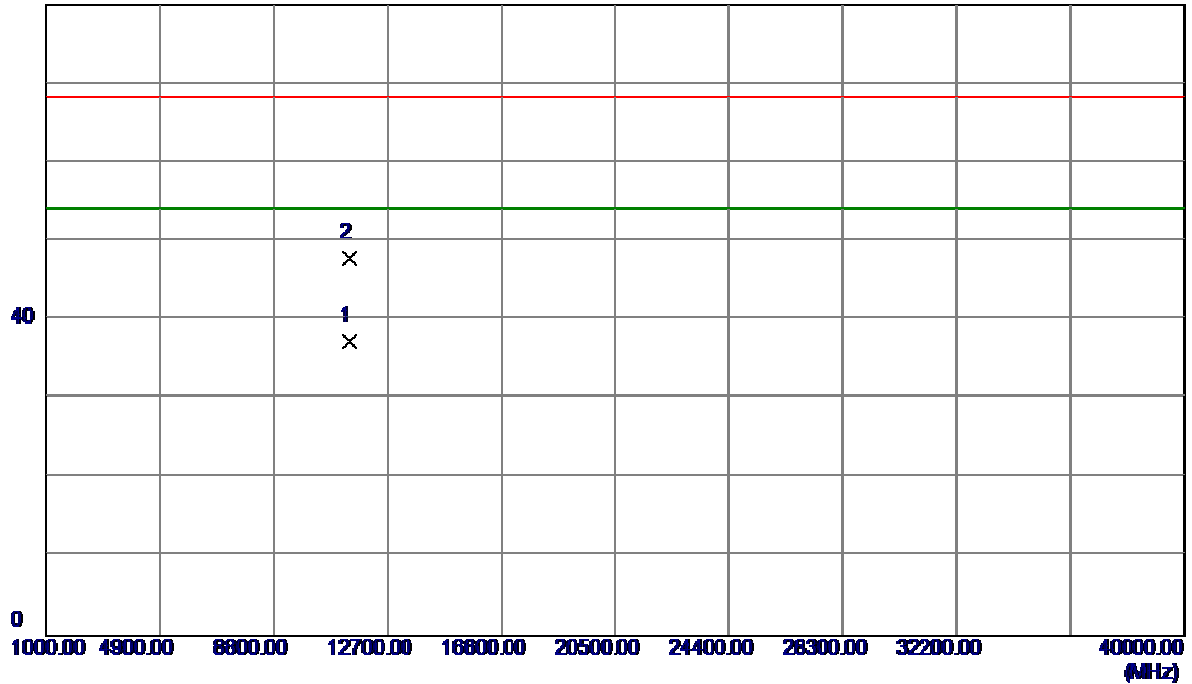


No.	Freq. MHz	Reading Level dBuV/m	Correct Factor dB	Measure ment dBuV/m	Limit dBuV/m	Over dB	Detector	Comment
1	5700.7000	48.14	40.99	89.13	54.00	35.13	AVG	No Limit
2	5701.1000	56.87	41.00	97.87	68.30	29.57	Peak	No Limit
3	5725.0000	11.43	41.10	52.53	68.30	-15.77	Peak	
4	5725.0000	-0.42	41.10	40.68	54.00	-13.32	AVG	

Orthogonal Axis :	X
Test Mode :	UNII-2C/ TX N20 Mode 5700MHz

Horizontal

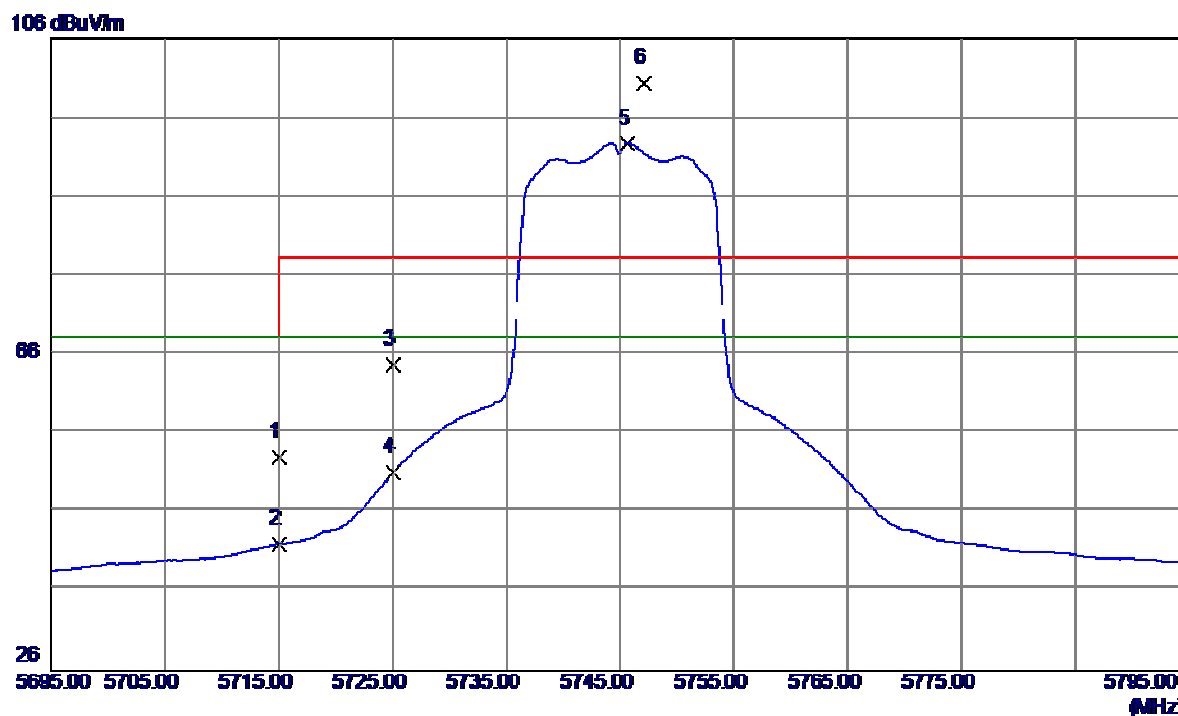
80 dBuV/m



No.	Freq. MHz	Reading Level dBuV/m	Correct Factor dB	Measure ment dBuV/m	Limit dBuV/m	Over dB	Detector	Comment
1	11400.3500	24.61	12.63	37.24	54.00	-16.76	AVG	
2	11400.6200	35.24	12.63	47.87	68.30	-20.43	Peak	

Orthogonal Axis:	X
Test Mode:	UNII-3/TX A Mode 5745MHz

Vertical

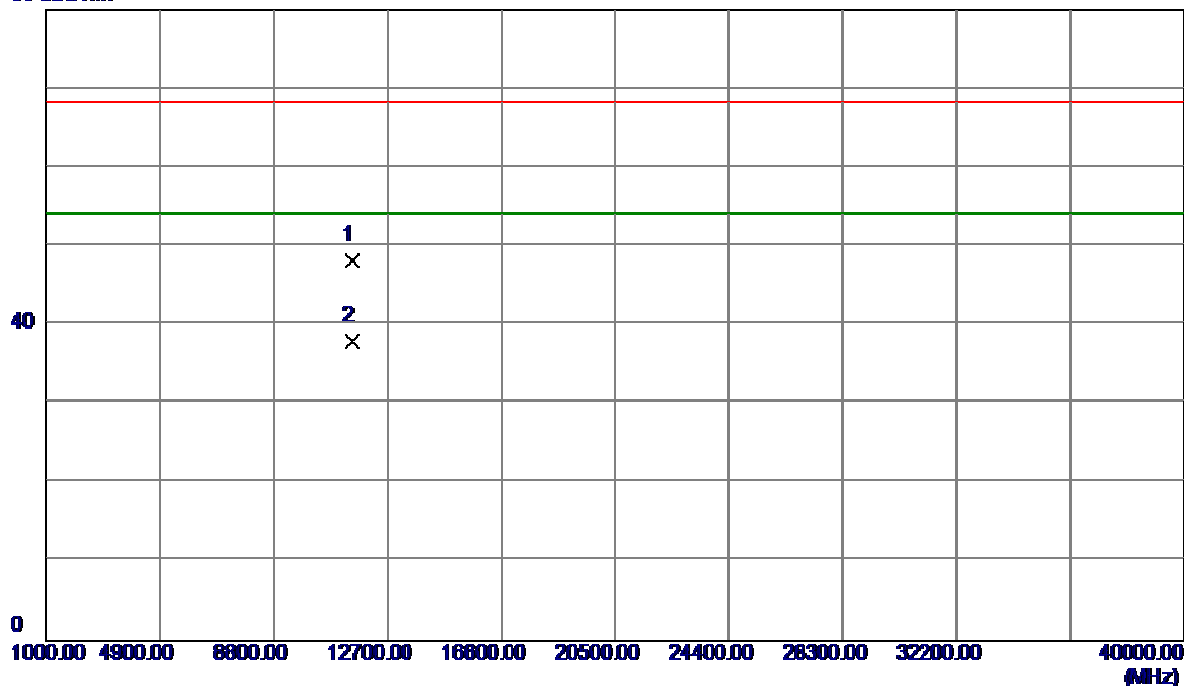


No.	Freq. MHz	Reading Level dBuV/m	Correct Factor dB	Measure ment dBuV/m	Limit dBuV/m	Over dB	Detector	Comment
1	5715.0000	12.03	41.05	53.08	68.30	-15.22	Peak	
2	5715.0000	0.91	41.05	41.96	68.30	-26.34	AVG	
3	5725.0000	23.57	41.10	64.67	78.30	-13.63	Peak	
4	5725.0000	10.00	41.10	51.10	68.30	-17.20	AVG	
5	5745.7000	51.55	41.18	92.73	68.30	24.43	AVG	No Limit
6	5747.1000	59.20	41.19	100.39	78.30	22.09	Peak	No Limit

Orthogonal Axis:	X
Test Mode:	UNII-3/TX A Mode 5745MHz

Vertical

80 dBuV/m

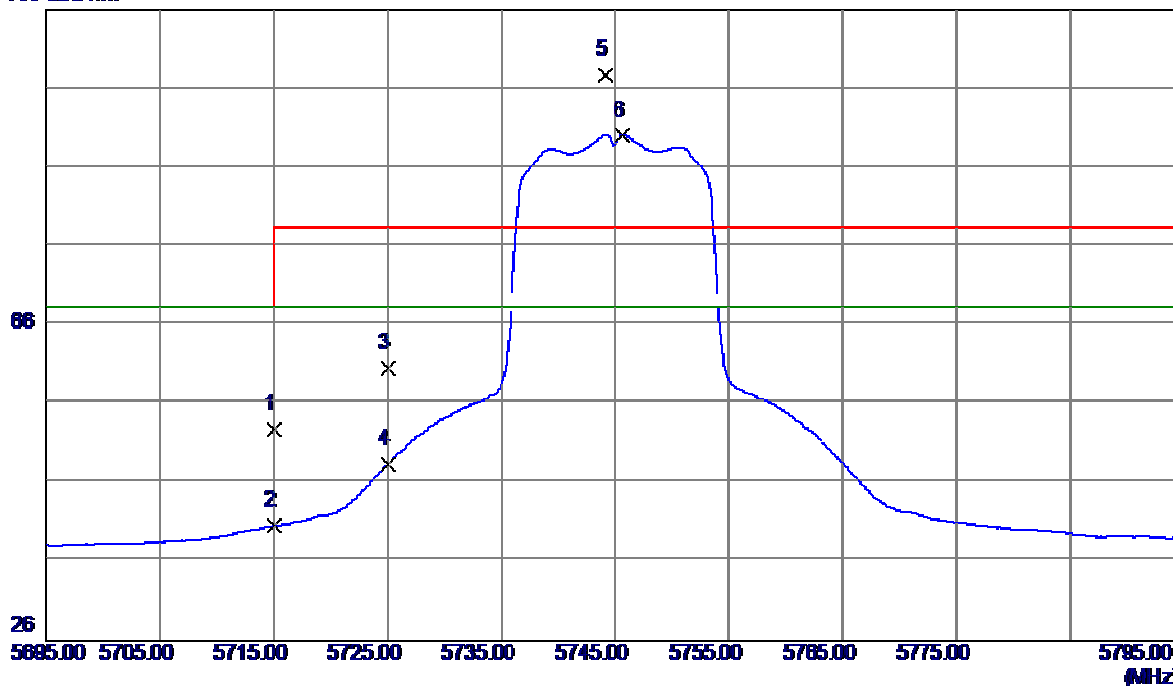


No.	Freq. MHz	Reading Level dBuV/m	Correct Factor dB	Measure ment dBuV/m	Limit dBuV/m	Over dB	Detector	Comment
1	11488.6200	35.23	12.90	48.13	68.30	-20.17	Peak	
2	11490.0900	25.07	12.91	37.98	54.00	-16.02	AVG	

Orthogonal Axis:	X
Test Mode:	UNII-3/TX A Mode 5745MHz

Horizontal

106 dBuV/m

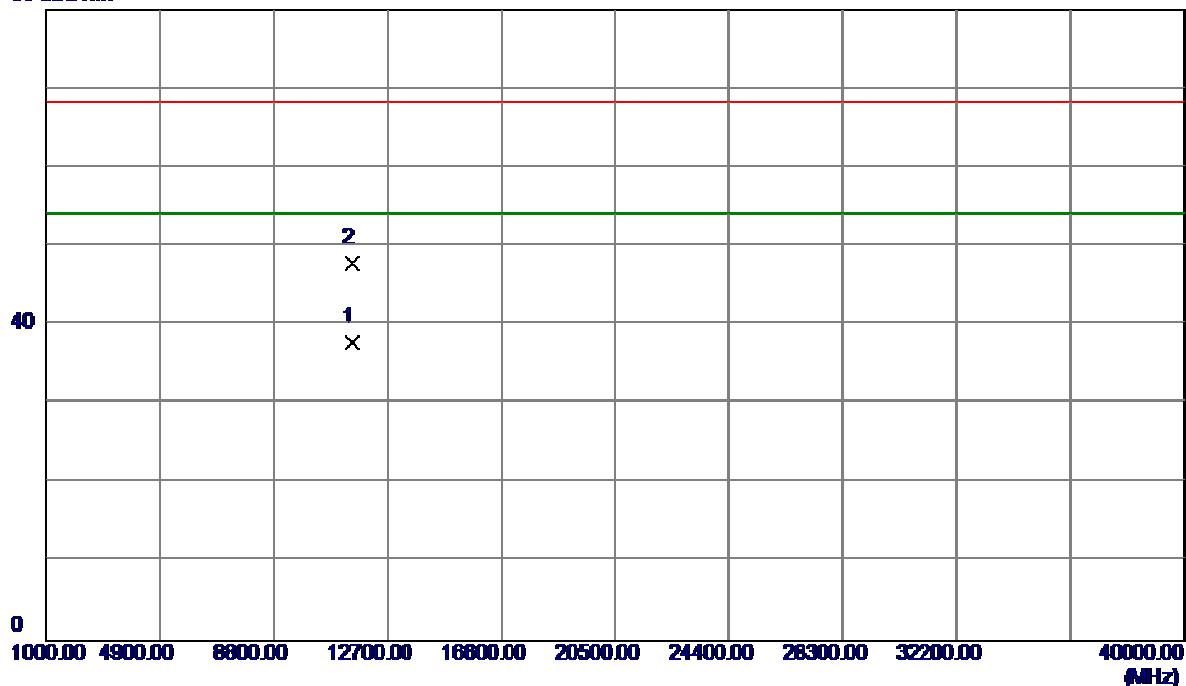


No.	Freq. MHz	Reading Level dBuV/m	Correct Factor dB	Measure ment dBuV/m	Limit dBuV/m	Over dB	Detector	Comment
1	5715.0000	11.69	41.05	52.74	68.30	-15.56	Peak	
2	5715.0000	-0.55	41.05	40.50	68.30	-27.80	AVG	
3	5725.0000	19.46	41.10	60.56	78.30	-17.74	Peak	
4	5725.0000	7.37	41.10	48.47	68.30	-19.83	AVG	
5	5744.1000	56.57	41.18	97.75	78.30	19.45	Peak	No Limit
6	5745.7000	48.84	41.18	90.02	68.30	21.72	AVG	No Limit

Orthogonal Axis:	X
Test Mode:	UNII-3/TX A Mode 5745MHz

Horizontal

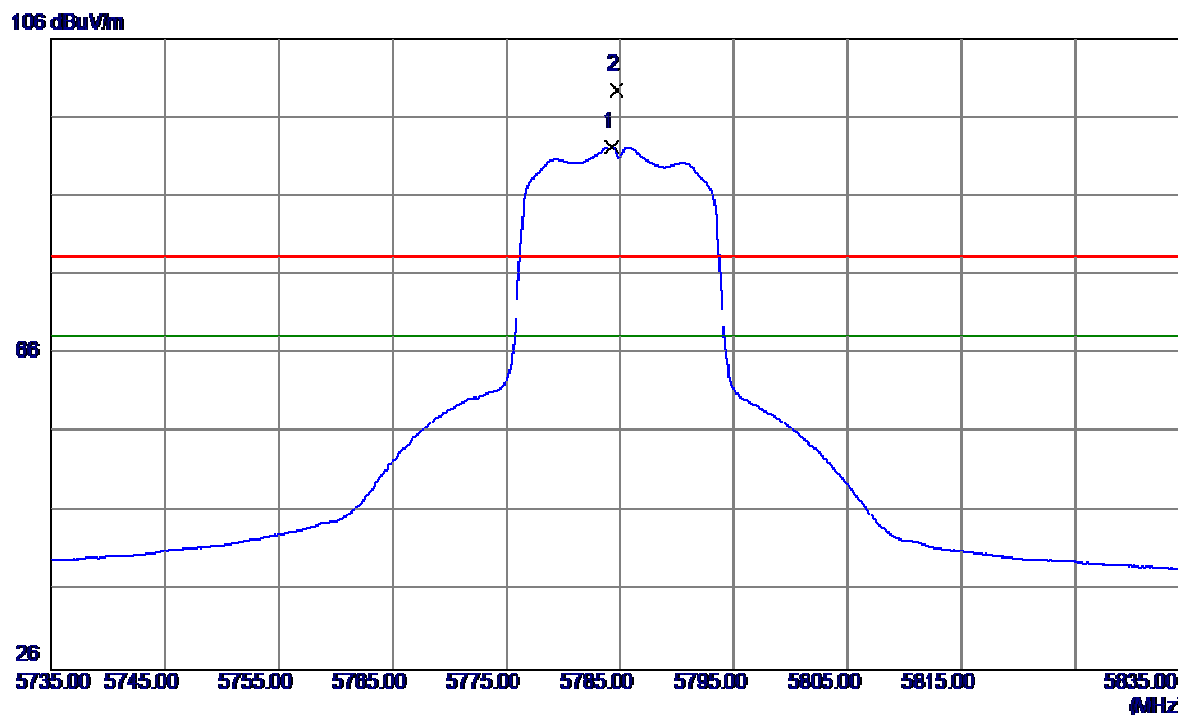
80 dBuV/m



No.	Freq. MHz	Reading Level dBuV/m	Correct Factor dB	Measure ment dBuV/m	Limit dBuV/m	Over dB	Detector	Comment
1	11491.6100	24.87	12.91	37.78	54.00	-16.22	AVG	
2	11493.5700	34.95	12.92	47.87	68.30	-20.43	Peak	

Orthogonal Axis:	X
Test Mode:	UNII-3/TX A Mode 5785MHz

Vertical

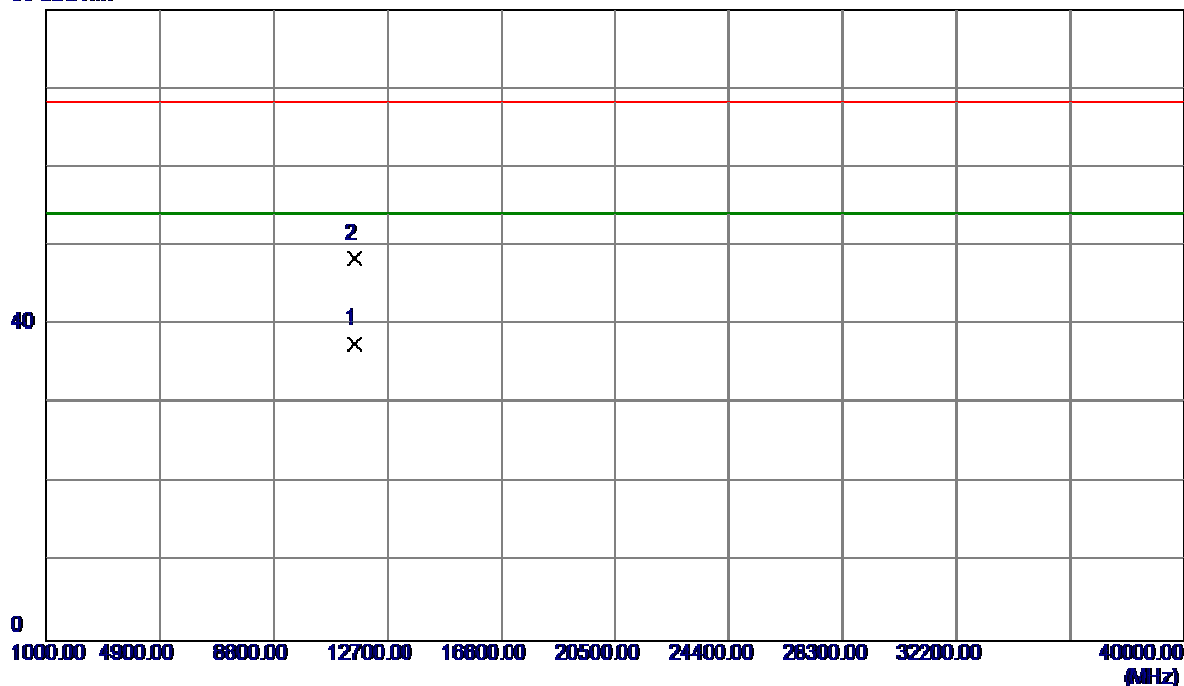


No.	Freq. MHz	Reading Level dBuV/m	Correct Factor dB	Measure ment dBuV/m	Limit dBuV/m	Over dB	Detector	Comment
1	5784.2000	50.95	41.34	92.29	68.30	23.99	AVG	No Limit
2	5784.7000	58.16	41.34	99.50	78.30	21.20	Peak	No Limit

Orthogonal Axis:	X
Test Mode:	UNII-3/TX A Mode 5785MHz

Vertical

80 dBuV/m

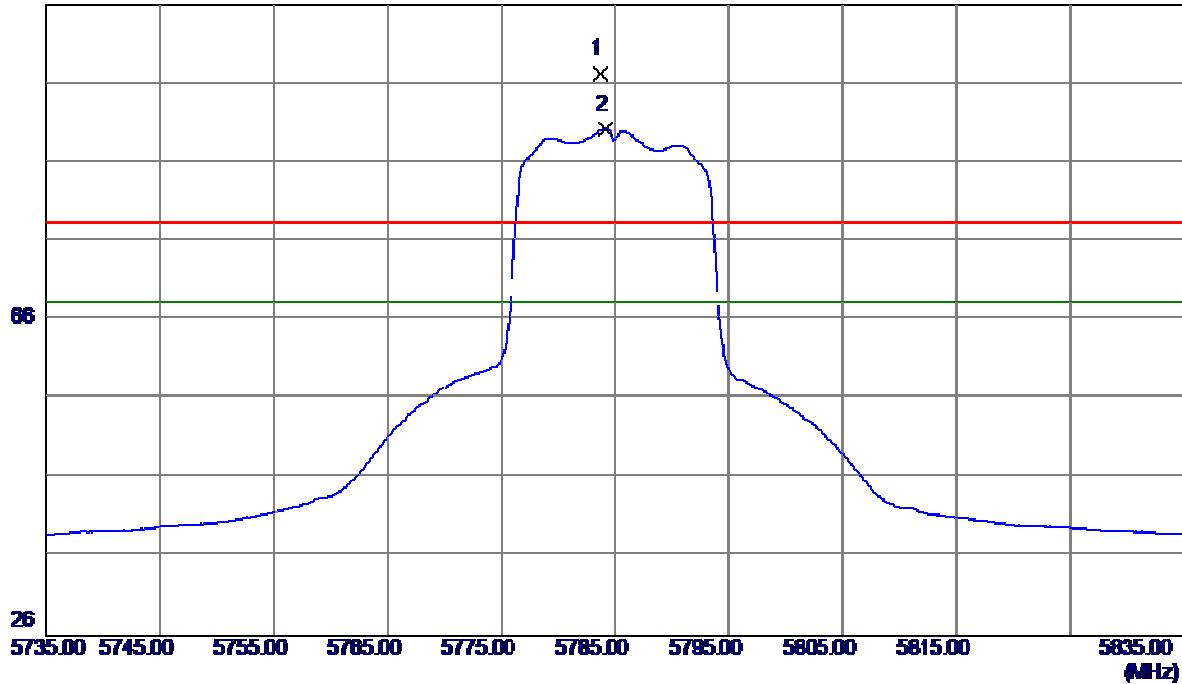


No.	Freq. MHz	Reading Level dBuV/m	Correct Factor dB	Measure ment dBuV/m	Limit dBuV/m	Over dB	Detector	Comment
1	11570.5199	24.72	12.89	37.61	54.00	-16.39	AVG	
2	11571.0800	35.51	12.89	48.40	68.30	-19.90	Peak	

Orthogonal Axis:	X
Test Mode:	UNII-3/TX A Mode 5785MHz

Horizontal

106 dBuV/m

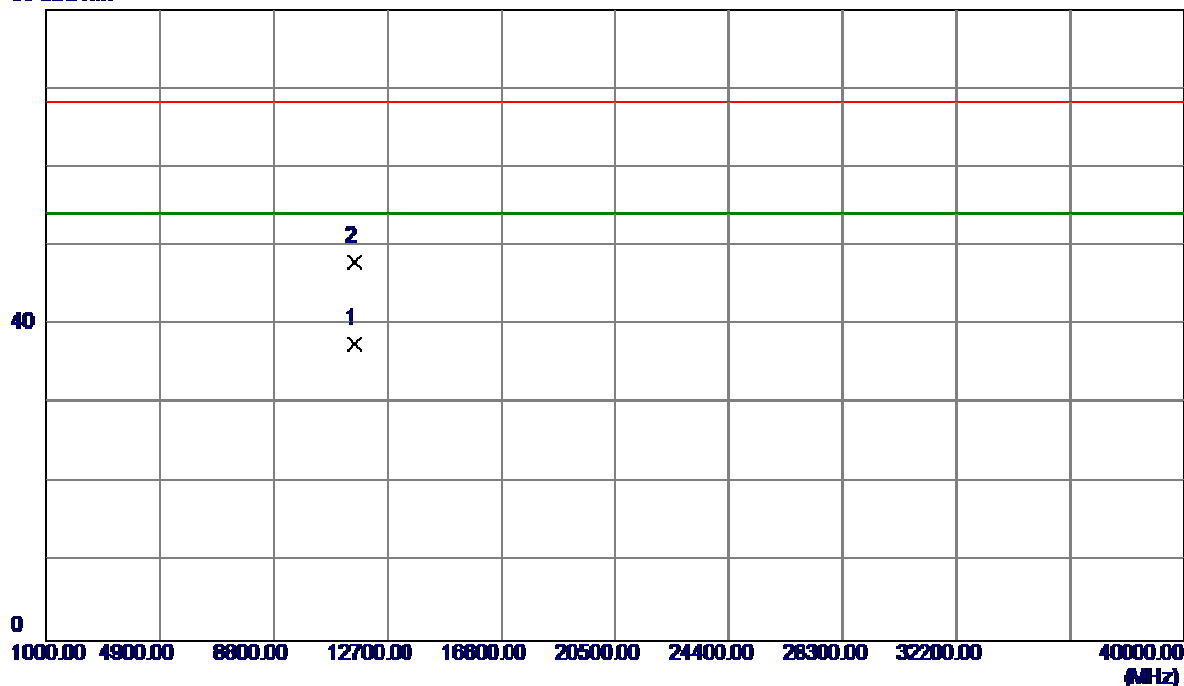


No.	Freq. MHz	Reading Level dBuV/m	Correct Factor dB	Measure ment dBuV/m	Limit dBuV/m	Over dB	Detector	Comment
1	5783.7000	55.88	41.34	97.22	78.30	18.92	Peak	No Limit
2	5784.1000	48.83	41.34	90.17	68.30	21.87	AVG	No Limit

Orthogonal Axis:	X
Test Mode:	UNII-3/TX A Mode 5785MHz

Horizontal

80 dBuV/m

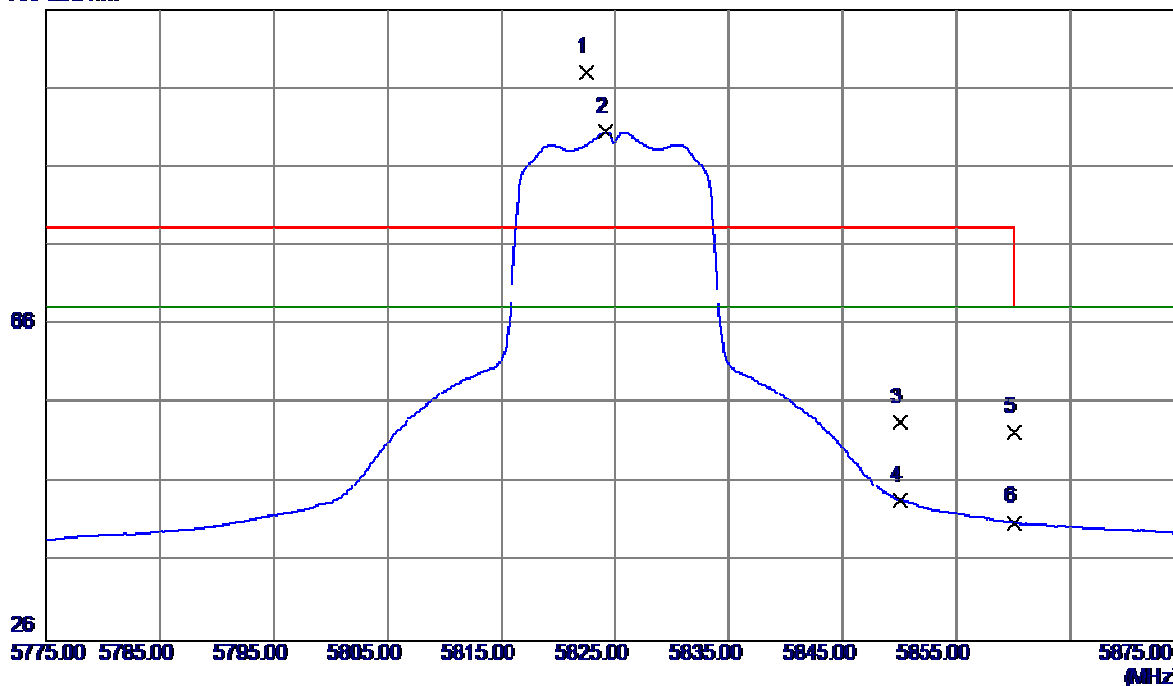


No.	Freq. MHz	Reading Level dBuV/m	Correct Factor dB	Measure ment dBuV/m	Limit dBuV/m	Over dB	Detector	Comment
1	11569.3400	24.72	12.89	37.61	54.00	-16.39	AVG	
2	11571.8099	35.11	12.89	48.00	68.30	-20.30	Peak	

Orthogonal Axis:	X
Test Mode:	UNII-3/TX A Mode 5825MHz

Vertical

106 dBuV/m

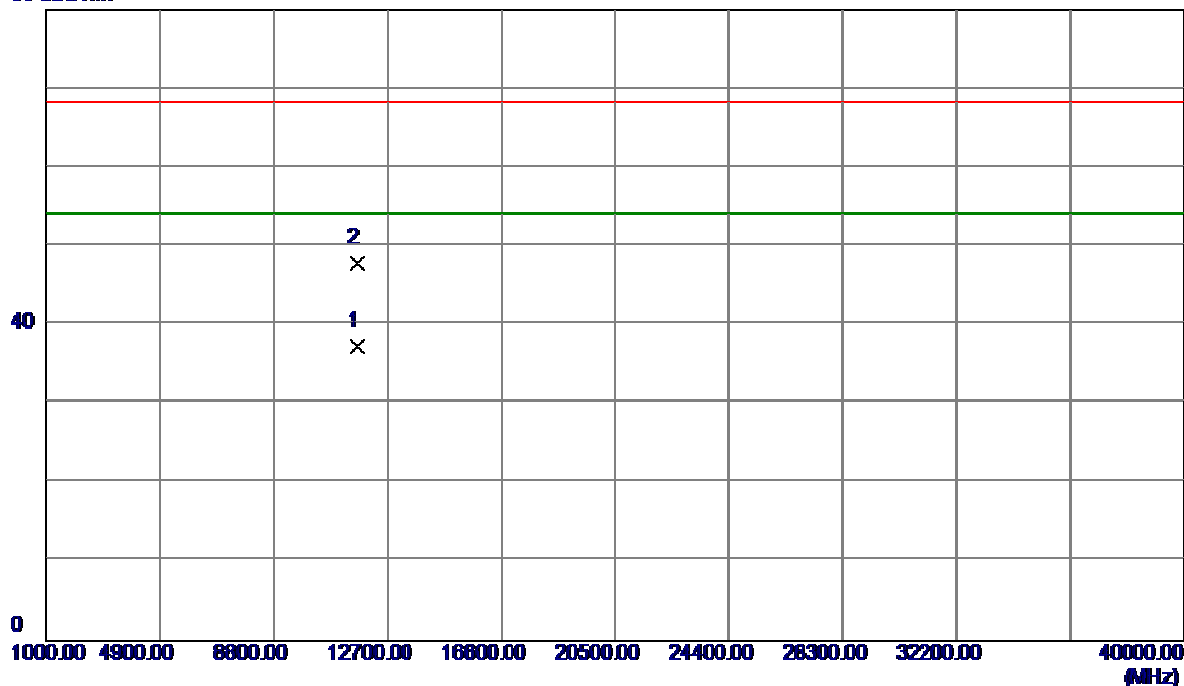


No.	Freq. MHz	Reading Level dBuV/m	Correct Factor dB	Measure ment dBuV/m	Limit dBuV/m	Over dB	Detector	Comment
1	5822.4000	56.57	41.50	98.07	78.30	19.77	Peak	No Limit
2	5824.1000	48.89	41.51	90.40	68.30	22.10	AVG	No Limit
3	5850.0000	12.13	41.62	53.75	78.30	-24.55	Peak	
4	5850.0000	2.15	41.62	43.77	68.30	-24.53	AVG	
5	5860.0000	10.71	41.66	52.37	78.30	-25.93	Peak	
6	5860.0000	-0.70	41.66	40.96	68.30	-27.34	AVG	

Orthogonal Axis:	X
Test Mode:	UNII-3/TX A Mode 5825MHz

Vertical

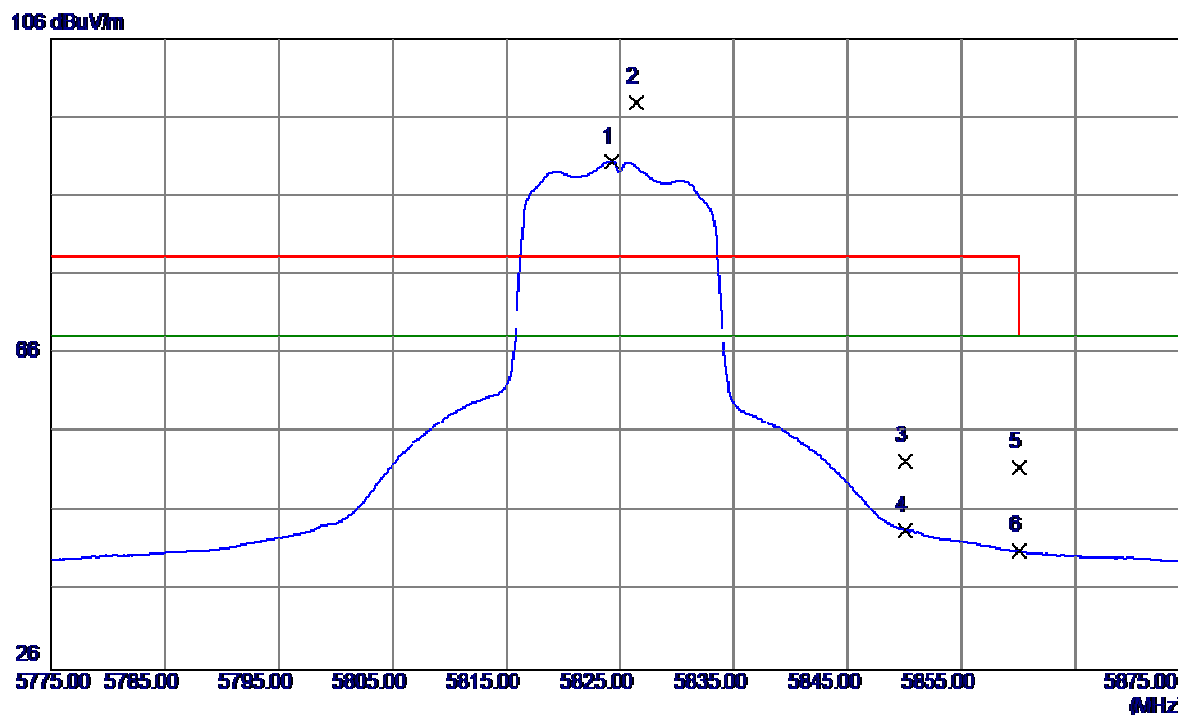
80 dBuV/m



No.	Freq. MHz	Reading Level dBuV/m	Correct Factor dB	Measure ment dBuV/m	Limit dBuV/m	Over dB	Detector	Comment
1	11650.8099	24.40	12.84	37.24	54.00	-16.76	AVG	
2	11651.9400	35.03	12.84	47.87	68.30	-20.43	Peak	

Orthogonal Axis:	X
Test Mode:	UNII-3/TX A Mode 5825MHz

Horizontal

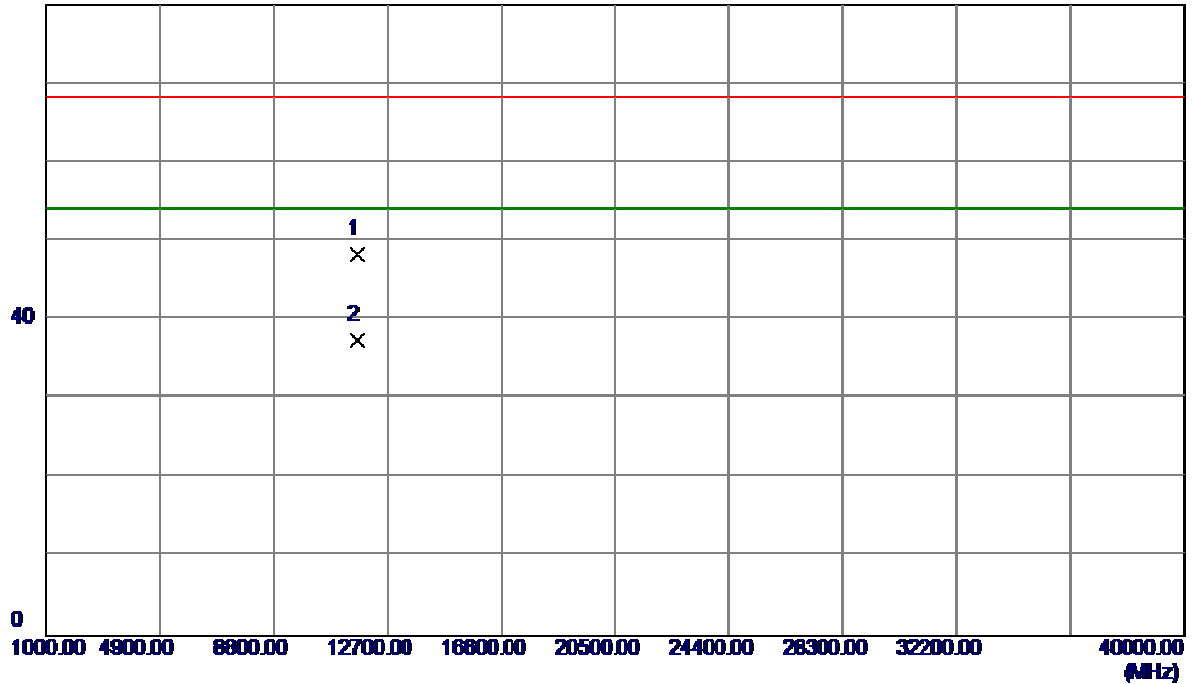


No.	Freq. MHz	Reading Level dBuV/m	Correct Factor dB	Measure ment dBuV/m	Limit dBuV/m	Over dB	Detector	Comment
1	5824.2000	48.88	41.51	90.39	68.30	22.09	AVG	No Limit
2	5826.4000	56.31	41.52	97.83	78.30	19.53	Peak	No Limit
3	5850.0000	10.78	41.62	52.40	78.30	-25.90	Peak	
4	5850.0000	2.01	41.62	43.63	68.30	-24.67	AVG	
5	5860.0000	9.98	41.66	51.64	78.30	-26.66	Peak	
6	5860.0000	-0.67	41.66	40.99	68.30	-27.31	AVG	

Orthogonal Axis:	X
Test Mode:	UNII-3/TX A Mode 5825MHz

Horizontal

80 dBuV/m

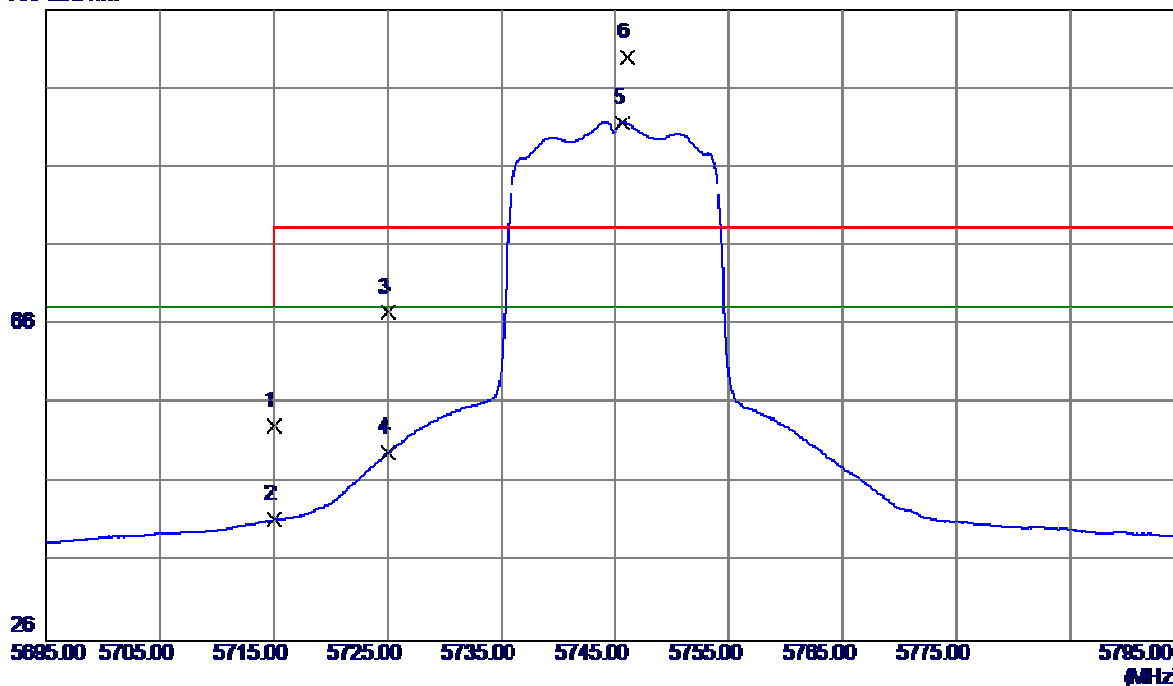


No.	Freq. MHz	Reading Level dBuV/m	Correct Factor dB	Measure ment dBuV/m	Limit dBuV/m	Over dB	Detector	Comment
1	11650.7200	35.47	12.84	48.31	68.30	-19.99	Peak	
2	11652.4500	24.61	12.84	37.45	54.00	-16.55	AVG	

Orthogonal Axis:	X
Test Mode:	UNII-3/TX N20 Mode 5745MHz

Vertical

106 dBuV/m

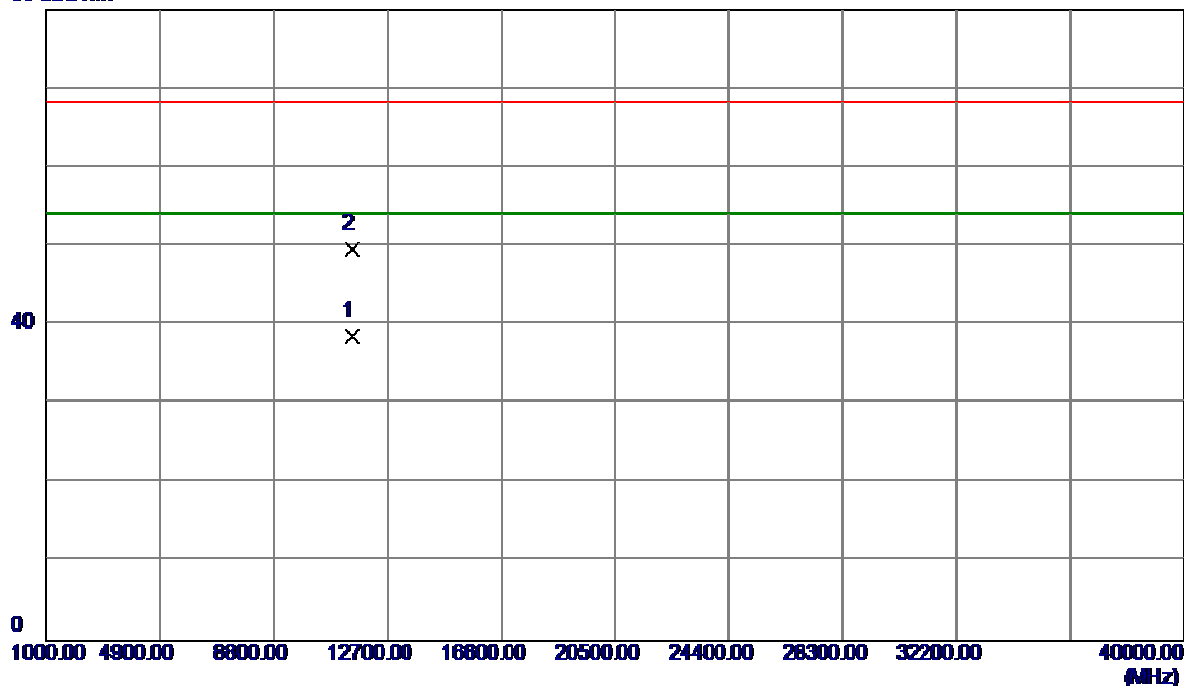


No.	Freq. MHz	Reading Level dBuV/m	Correct Factor dB	Measure ment dBuV/m	Limit dBuV/m	Over dB	Detector	Comment
1	5715.0000	12.11	41.05	53.16	68.30	-15.14	Peak	
2	5715.0000	0.24	41.05	41.29	68.30	-27.01	AVG	
3	5725.0000	26.57	41.10	67.67	78.30	-10.63	Peak	
4	5725.0000	8.76	41.10	49.86	68.30	-18.44	AVG	
5	5745.7000	50.49	41.18	91.67	68.30	23.37	AVG	No Limit
6	5746.1000	58.74	41.18	99.92	78.30	21.62	Peak	No Limit

Orthogonal Axis:	X
Test Mode:	UNII-3/TX N20 Mode 5745MHz

Vertical

80 dBuV/m

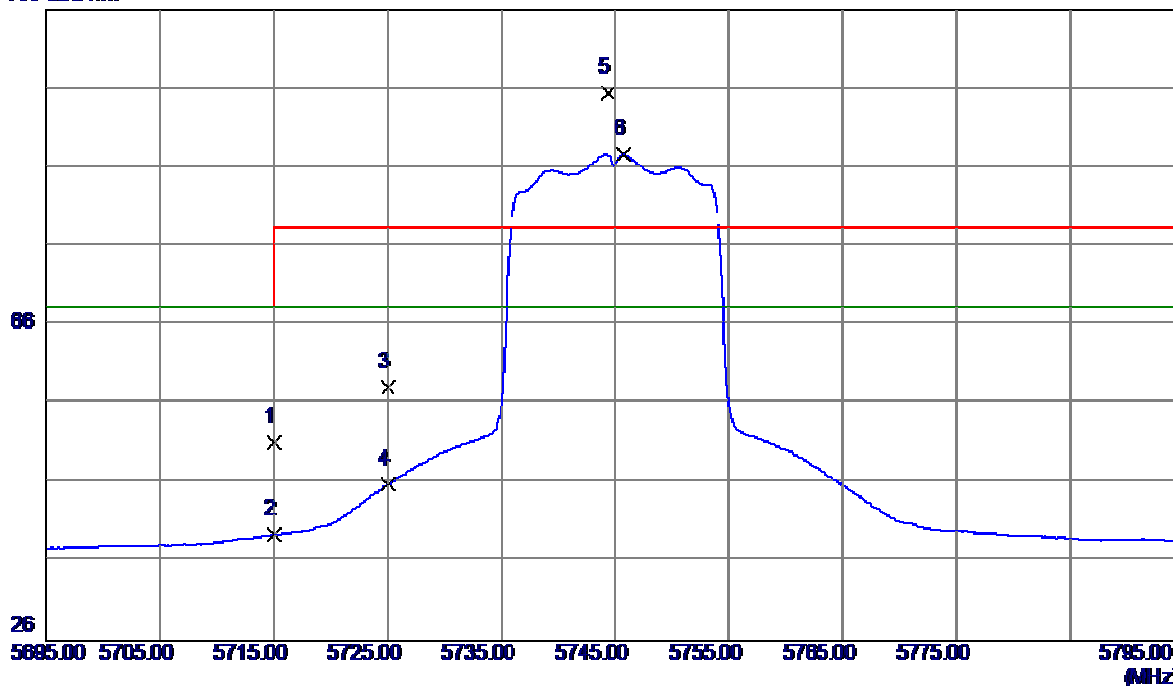


No.	Freq. MHz	Reading Level dBuV/m	Correct Factor dB	Measure ment dBuV/m	Limit dBuV/m	Over dB	Detector	Comment
1	11489.1800	25.68	12.91	38.59	54.00	-15.41	AVG	
2	11491.6200	36.72	12.91	49.63	68.30	-18.67	Peak	

Orthogonal Axis:	X
Test Mode:	UNII-3/TX N20 Mode 5745MHz

Horizontal

106 dBuV/m

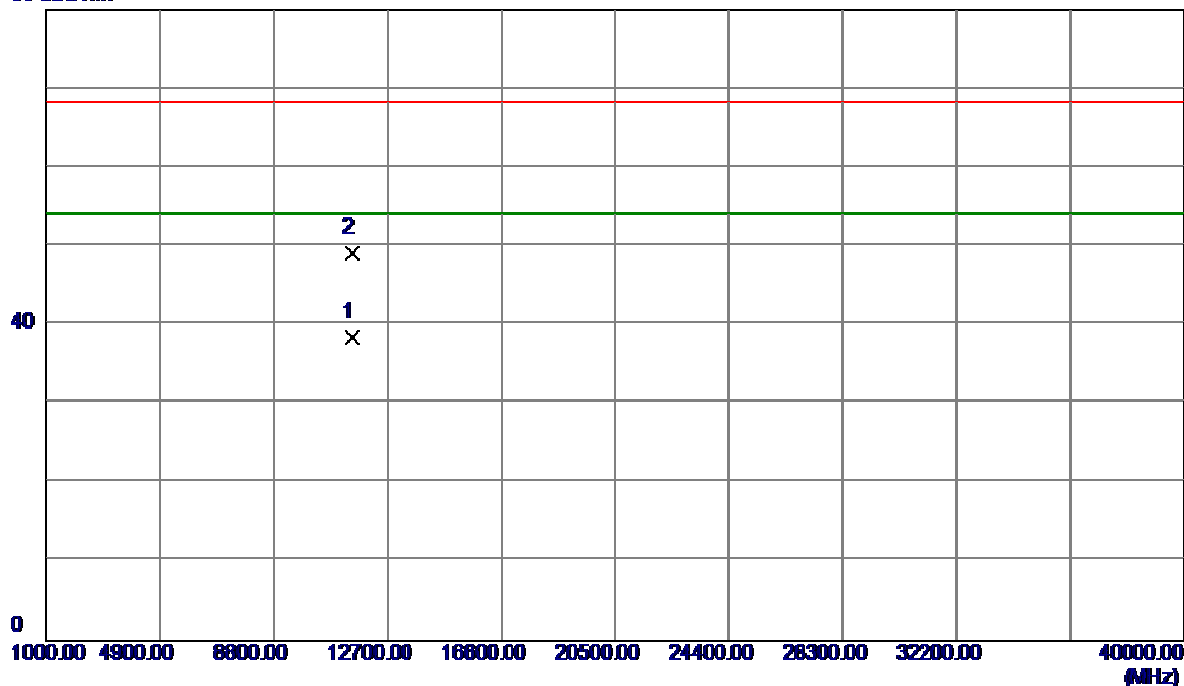


No.	Freq. MHz	Reading Level dBuV/m	Correct Factor dB	Measure ment dBuV/m	Limit dBuV/m	Over dB	Detector	Comment
1	5715.0000	10.02	41.05	51.07	68.30	-17.23	Peak	
2	5715.0000	-1.63	41.05	39.42	68.30	-28.88	AVG	
3	5725.0000	17.13	41.10	58.23	78.30	-20.07	Peak	
4	5725.0000	4.74	41.10	45.84	68.30	-22.46	AVG	
5	5744.3000	54.26	41.18	95.44	78.30	17.14	Peak	No Limit
6	5745.8000	46.38	41.18	87.56	68.30	19.26	AVG	No Limit

Orthogonal Axis:	X
Test Mode:	UNII-3/TX N20 Mode 5745MHz

Horizontal

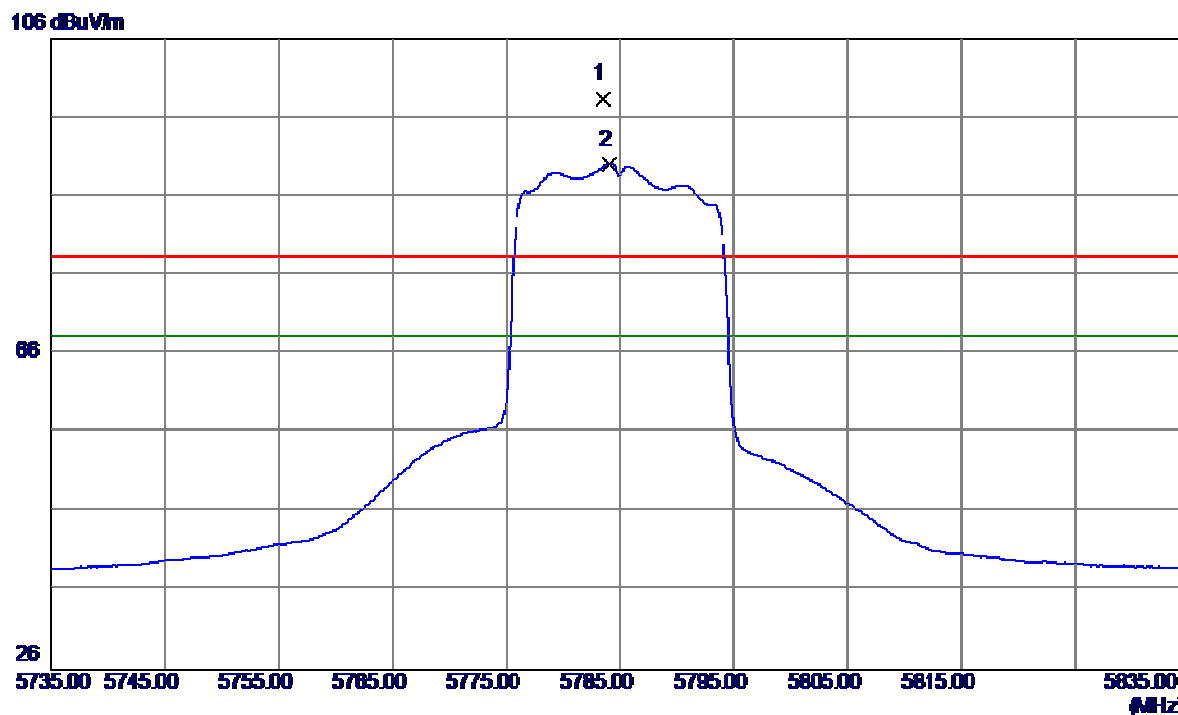
80 dBuV/m



No.	Freq. MHz	Reading Level dBuV/m	Correct Factor dB	Measure ment dBuV/m	Limit dBuV/m	Over dB	Detector	Comment
1	11490.6100	25.48	12.91	38.39	54.00	-15.61	AVG	
2	11490.8099	36.18	12.91	49.09	68.30	-19.21	Peak	

Orthogonal Axis:	X
Test Mode:	UNII-3/TX N20 Mode 5785MHz

Vertical

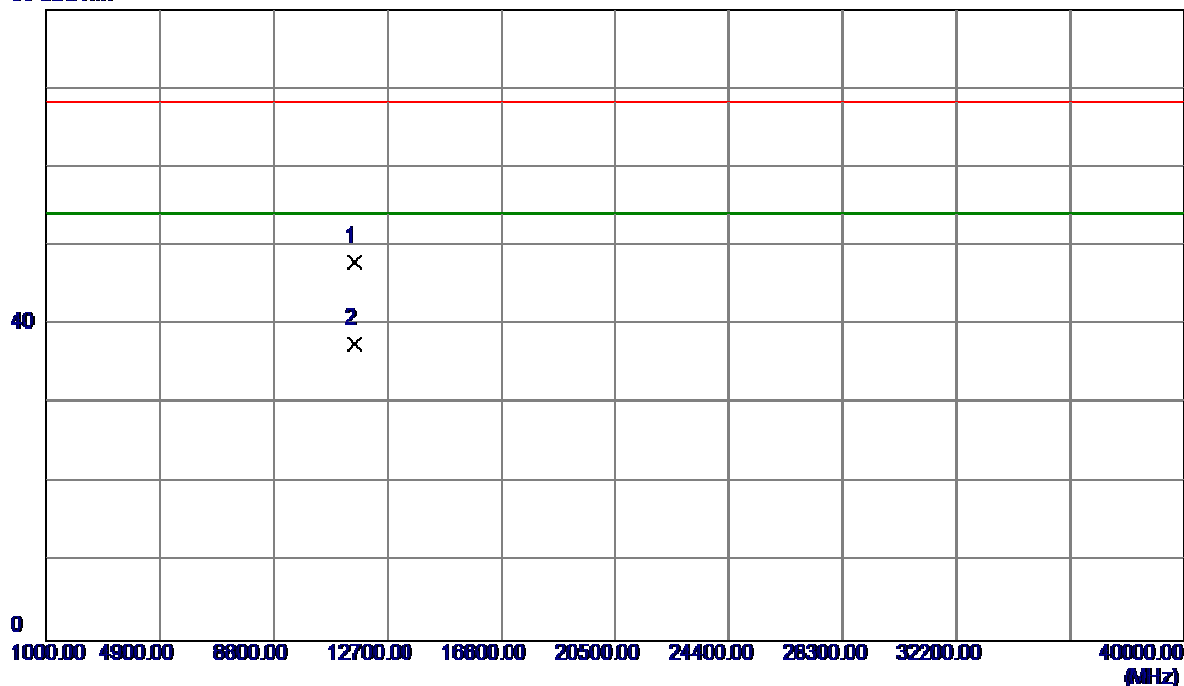


No.	Freq. MHz	Reading Level dBuV/m	Correct Factor dB	Measure ment dBuV/m	Limit dBuV/m	Over dB	Detector	Comment
1	5783.4000	56.93	41.34	98.27	78.30	19.97	Peak	No Limit
2	5784.0000	48.72	41.34	90.06	68.30	21.76	AVG	No Limit

Orthogonal Axis:	X
Test Mode:	UNII-3/TX N20 Mode 5785MHz

Vertical

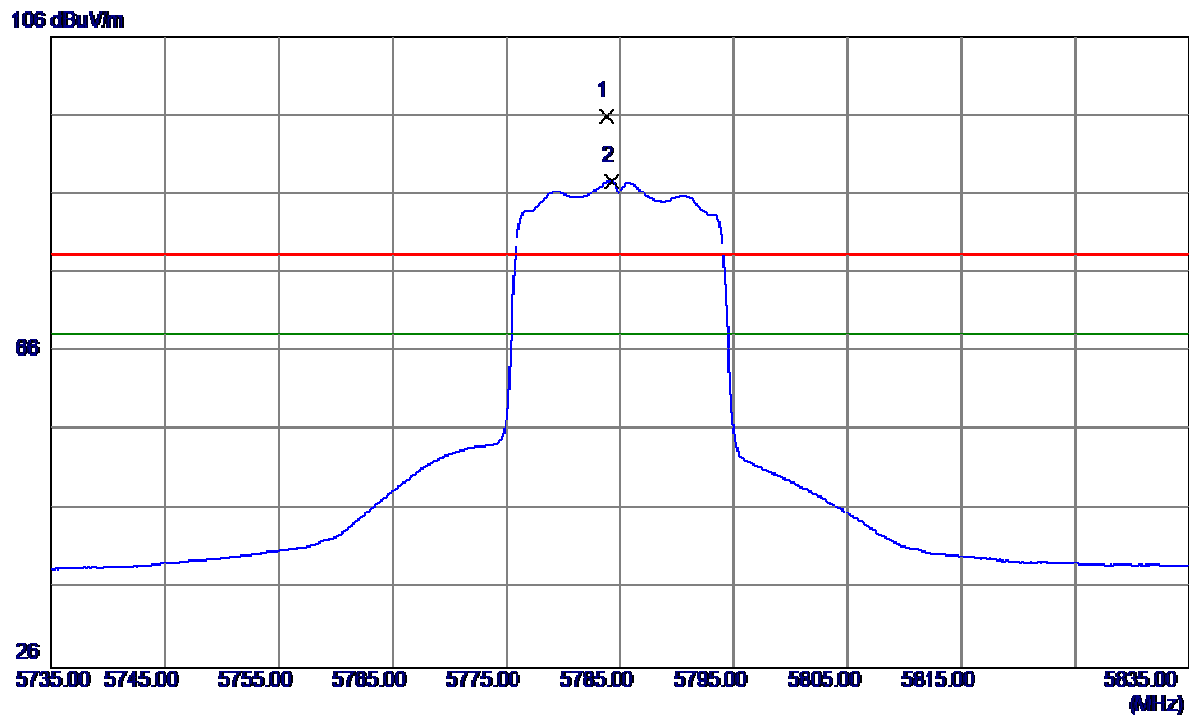
80 dBuV/m



No.	Freq. MHz	Reading Level dBuV/m	Correct Factor dB	Measure ment dBuV/m	Limit dBuV/m	Over dB	Detector	Comment
1	11570.9100	35.15	12.89	48.04	68.30	-20.26	Peak	
2	11572.1600	24.75	12.89	37.64	54.00	-16.36	AVG	

Orthogonal Axis:	X
Test Mode:	UNII-3/TX N20 Mode 5785MHz

Horizontal

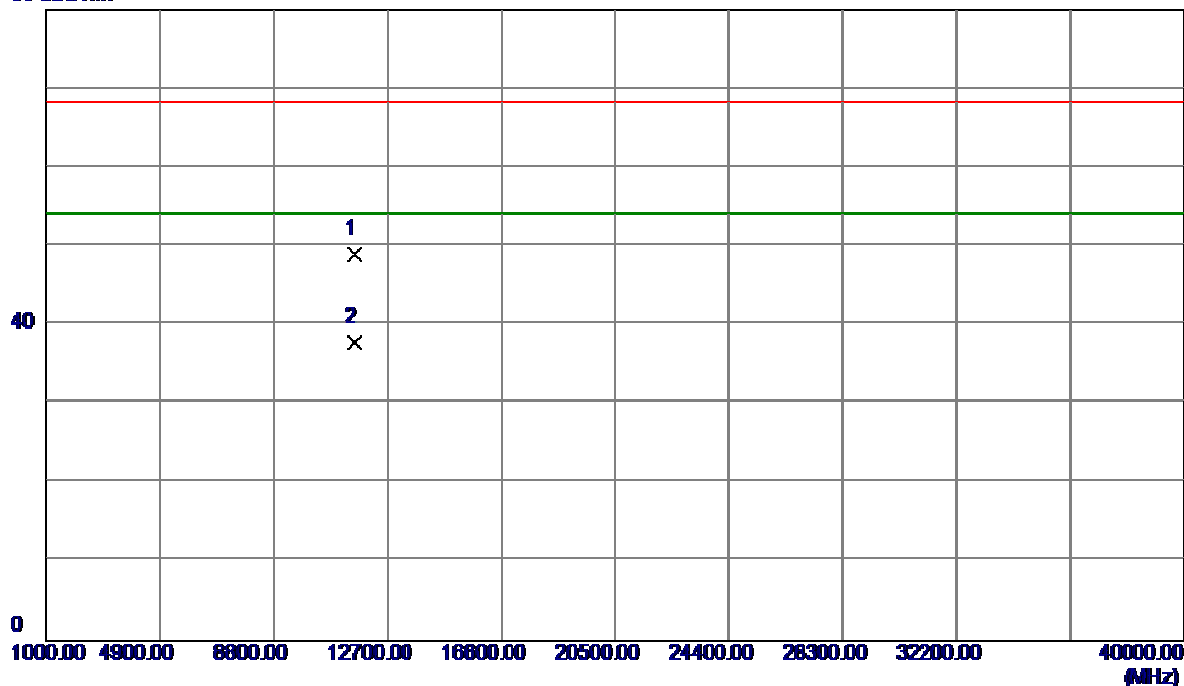


No.	Freq. MHz	Reading Level dBuV/m	Correct Factor dB	Measure ment dBuV/m	Limit dBuV/m	Over dB	Detector	Comment
1	5783.8000	54.56	41.34	95.90	78.30	17.60	Peak	No Limit
2	5784.2000	46.29	41.34	87.63	68.30	19.33	AVG	No Limit

Orthogonal Axis:	X
Test Mode:	UNII-3/TX N20 Mode 5785MHz

Horizontal

80 dBuV/m

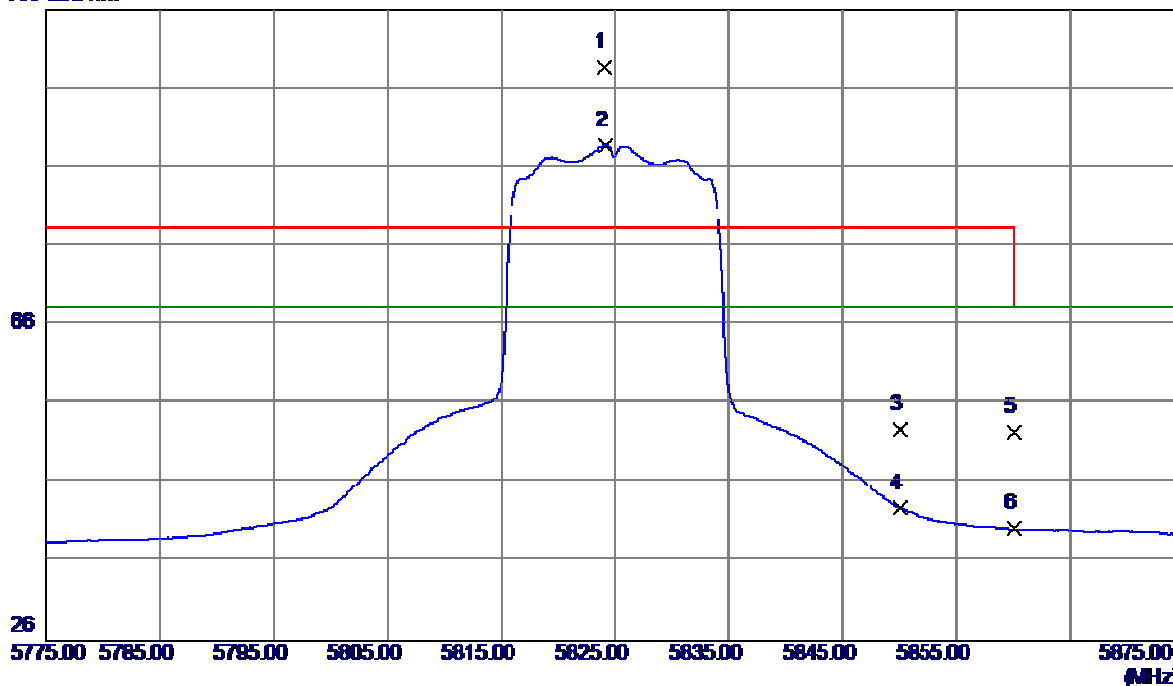


No.	Freq. MHz	Reading Level dBuV/m	Correct Factor dB	Measure ment dBuV/m	Limit dBuV/m	Over dB	Detector	Comment
1	11568.1100	36.10	12.89	48.99	68.30	-19.31	Peak	
2	11573.8600	24.91	12.89	37.80	54.00	-16.20	AVG	

Orthogonal Axis:	X
Test Mode:	UNII-3/TX N20 Mode 5825MHz

Vertical

106 dBuV/m

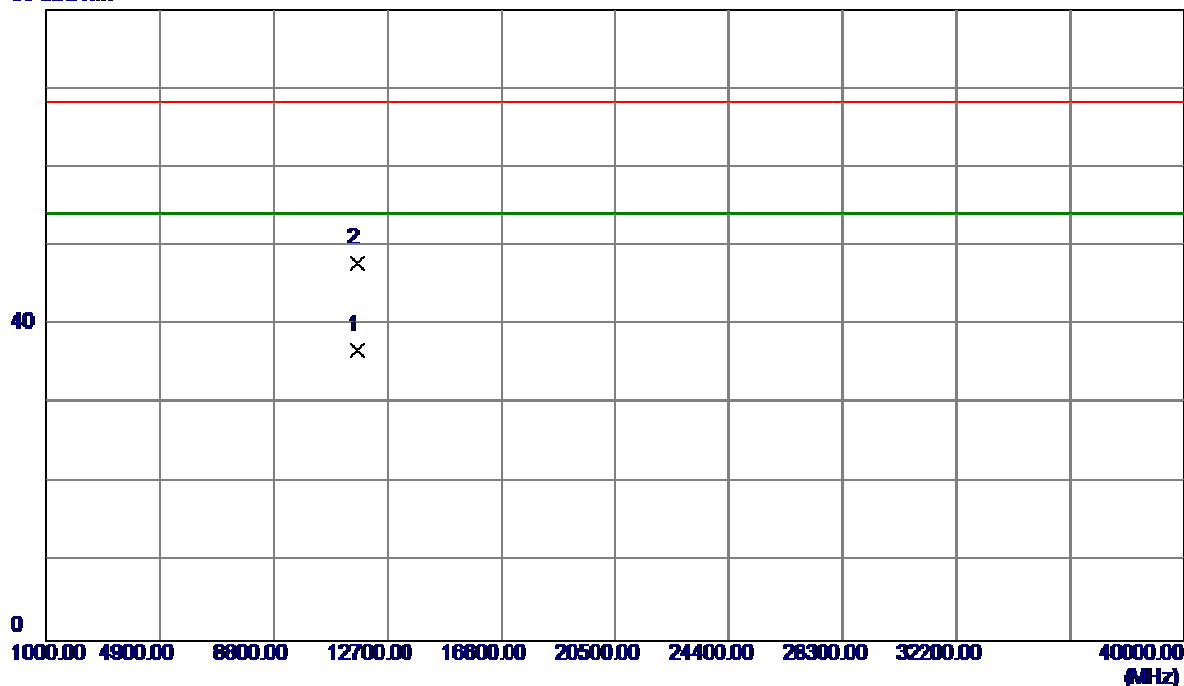


No.	Freq. MHz	Reading Level dBuV/m	Correct Factor dB	Measure ment dBuV/m	Limit dBuV/m	Over dB	Detector	Comment
1	5824.0000	57.11	41.51	98.62	78.30	20.32	Peak	No Limit
2	5824.1000	47.22	41.51	88.73	68.30	20.43	AVG	No Limit
3	5850.0000	11.09	41.62	52.71	78.30	-25.59	Peak	
4	5850.0000	1.17	41.62	42.79	68.30	-25.51	AVG	
5	5860.0000	10.72	41.66	52.38	78.30	-25.92	Peak	
6	5860.0000	-1.49	41.66	40.17	68.30	-28.13	AVG	

Orthogonal Axis:	X
Test Mode:	UNII-3/TX N20 Mode 5825MHz

Vertical

80 dBuV/m

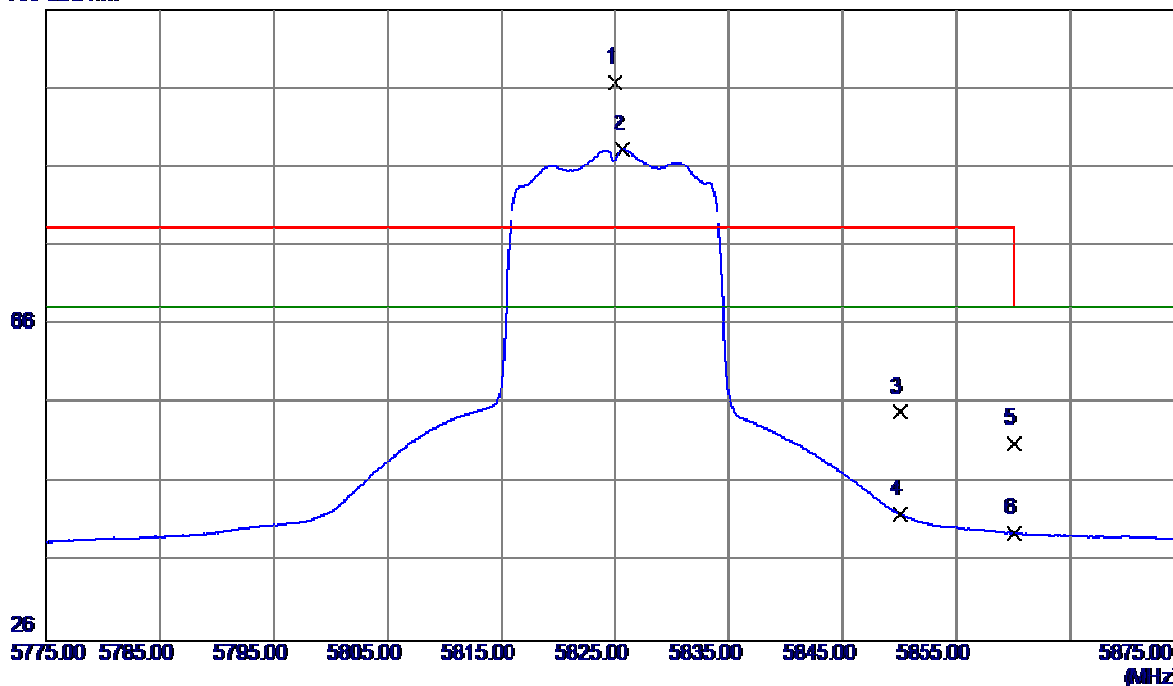


No.	Freq. MHz	Reading Level dBuV/m	Correct Factor dB	Measure ment dBuV/m	Limit dBuV/m	Over dB	Detector	Comment
1	11649.7100	23.97	12.84	36.81	54.00	-17.19	AVG	
2	11651.8000	35.03	12.84	47.87	68.30	-20.43	Peak	

Orthogonal Axis:	X
Test Mode:	UNII-3/TX N20 Mode 5825MHz

Horizontal

106 dBuV/m

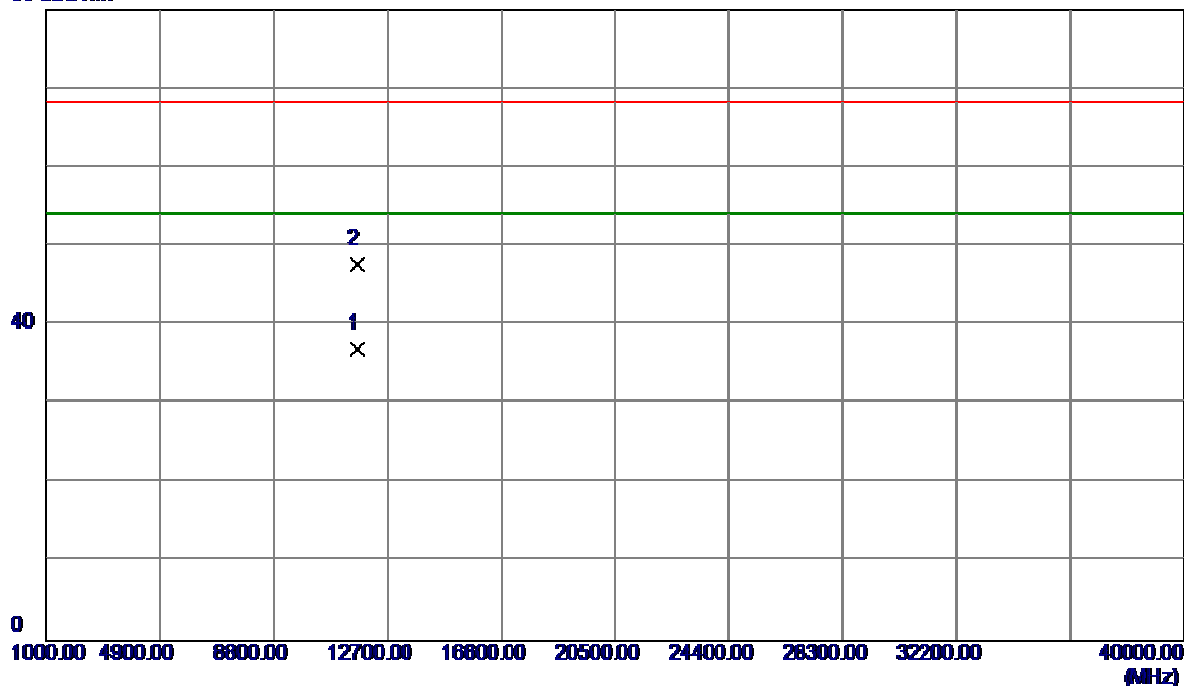


No.	Freq. MHz	Reading Level dBuV/m	Correct Factor dB	Measure ment dBuV/m	Limit dBuV/m	Over dB	Detector	Comment
1	5825.0000	55.18	41.51	96.69	78.30	18.39	Peak	No Limit
2	5825.7000	46.67	41.51	88.18	68.30	19.88	AVG	No Limit
3	5850.0000	13.37	41.62	54.99	78.30	-23.31	Peak	
4	5850.0000	0.37	41.62	41.99	68.30	-26.31	AVG	
5	5860.0000	9.23	41.66	50.89	78.30	-27.41	Peak	
6	5860.0000	-2.02	41.66	39.64	68.30	-28.66	AVG	

Orthogonal Axis:	X
Test Mode:	UNII-3/TX N20 Mode 5825MHz

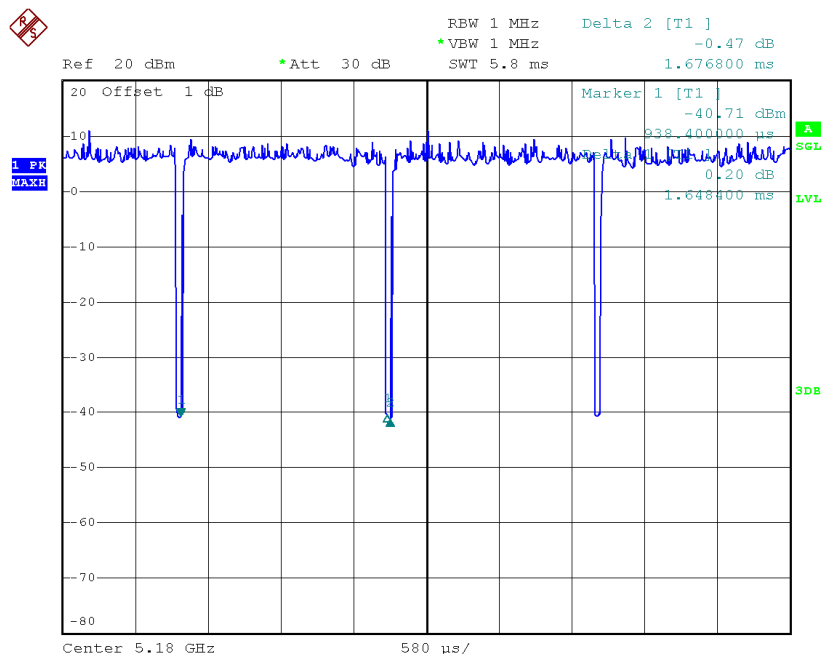
Horizontal

80 dBuV/m



No.	Freq. MHz	Reading Level dBuV/m	Correct Factor dB	Measure ment dBuV/m	Limit dBuV/m	Over dB	Detector	Comment
1	11650.1700	24.17	12.84	37.01	54.00	-16.99	AVG	
2	11652.8700	34.79	12.84	47.63	68.30	-20.67	Peak	

TX A Mode_DUTY CYCLE



Date: 6.JAN.2015 14:33:55

Duty cycle: TX DUTY 5180MHZ

$$\text{Duty cycle} = T_{\text{ON}} / T_{\text{Total}}$$

T_{ON} : 1.65 msec

T_{Total} : 1.68 msec

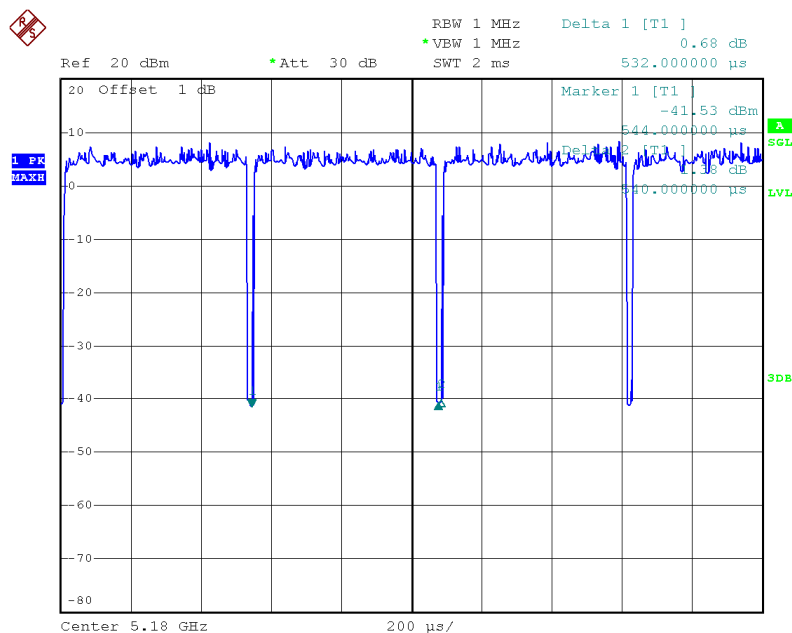
Duty cycle: 98.21%

$$\text{Duty Factor} = 10 \log(1/\text{Duty cycle})$$

Duty Factor = 0.08

Note: The EUT was programmed to be in countinously transmitting mode and the transmit duty cycle is not less than 98 %, so, the output power and power density should be cacluated as
 Output Power = Measured power + Ducy factor
 Power Spectral Density = Measured density + Duty factor

TX N20 Mode_DUTY CYCLE



Date: 6.JAN.2015 14:31:27

Duty cycle: TX DUTY 5180MHz

$$\text{Duty cycle} = T_{\text{ON}} / T_{\text{Total}}$$

T_{ON} : 0.53 msec

T_{Total} : 0.54 msec

Duty cycle: 98.15%

$$\text{Duty Factor} = 10 \log(1/\text{Duty cycle})$$

Duty Factor = 0.08

Note: The EUT was programmed to be in continuously transmitting mode and the transmit duty cycle is not less than 98 %, so, the output power and power density should be calculated as

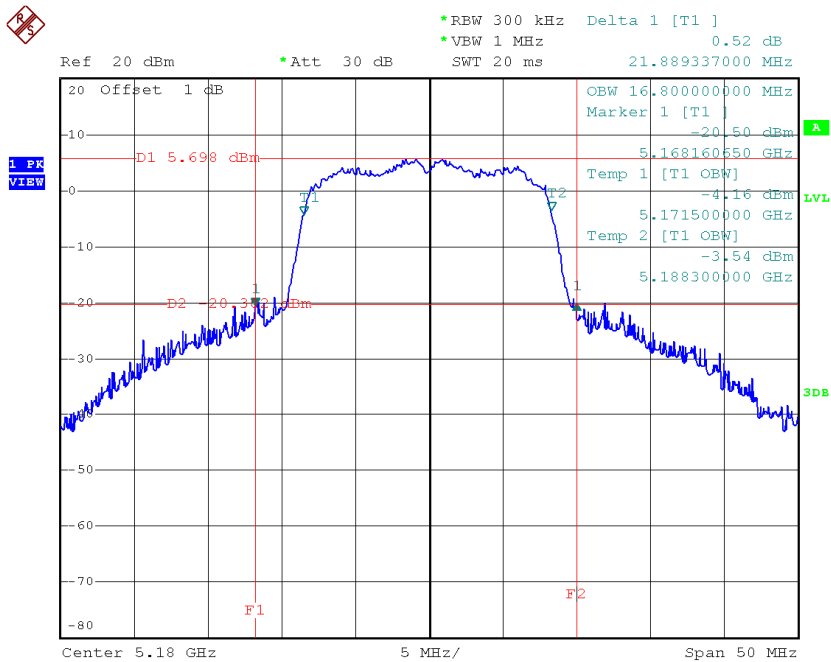
Output Power = Measured power + Duty factor
 Power Spectral Density = Measured density + Duty factor

ATTACHMENT E - BANDWIDTH

Test Mode: UNII-1/TX A Mode_CH36/CH40/CH48

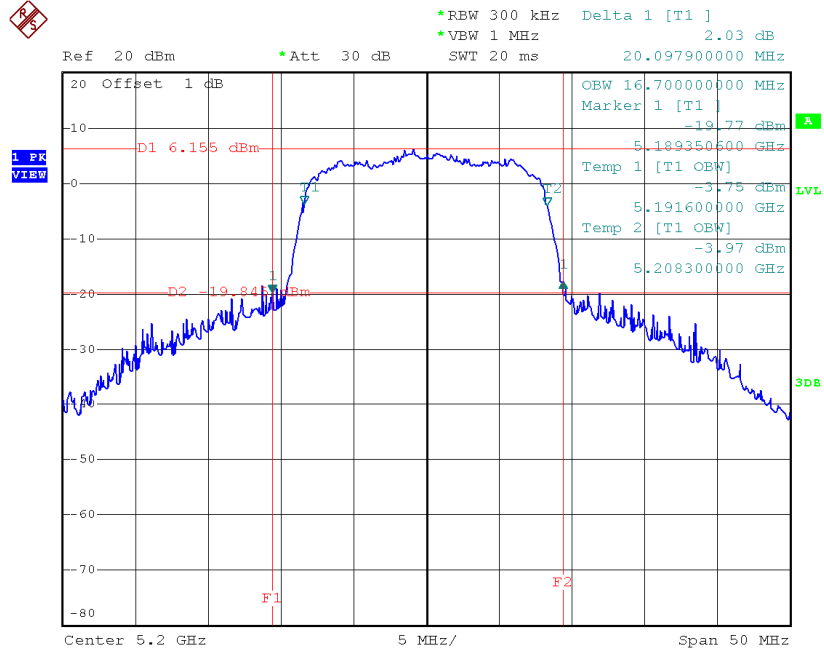
Channel	Frequency (MHz)	26dB Bandwidth (MHz)	99% Occupied Bandwidth (MHz)
CH36	5180	21.89	16.80
CH40	5200	20.10	16.70
CH48	5240	19.69	16.80

TX CH36



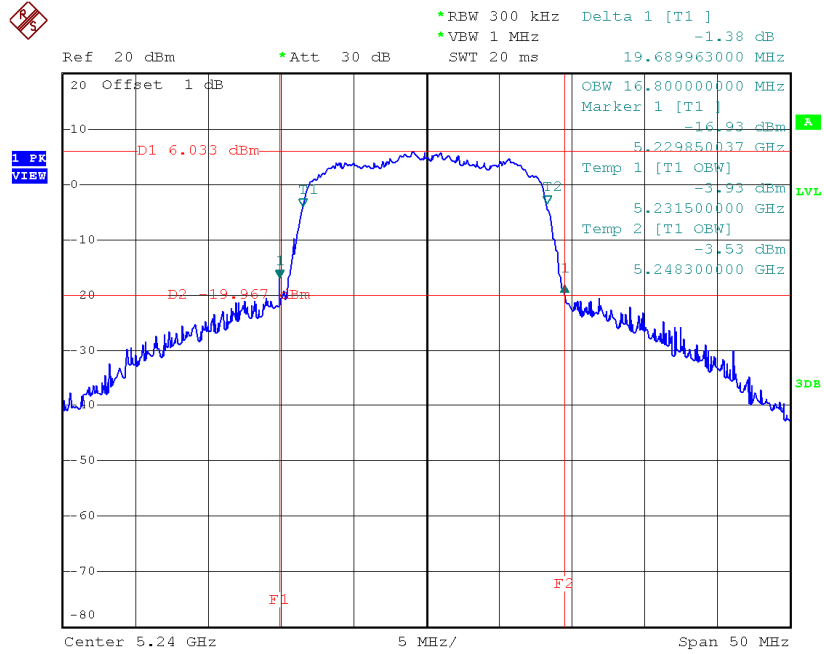
Date: 6.JAN.2015 13:58:27

TX CH40



Date: 6.JAN.2015 13:59:10

TX CH48

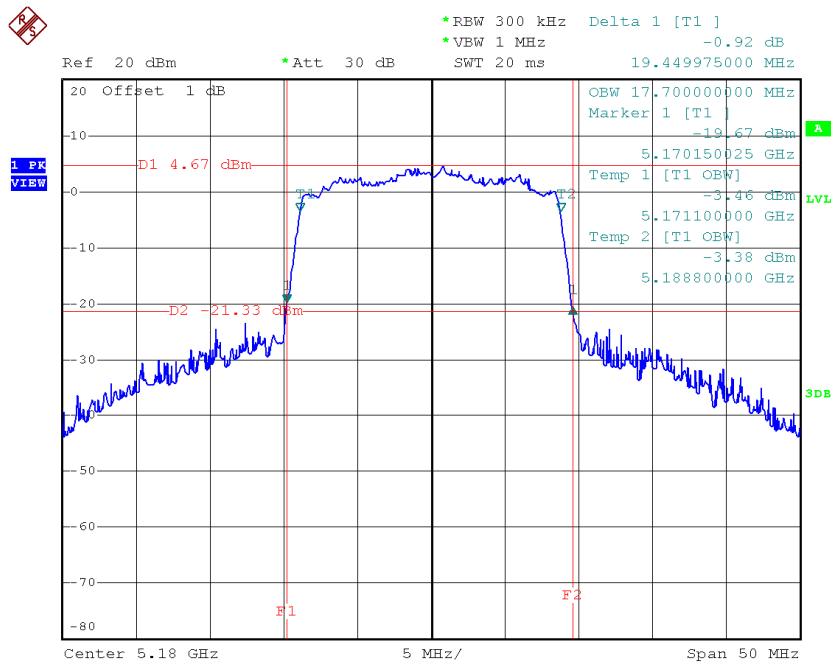


Date: 6.JAN.2015 14:00:09

Test Mode: UNII-1/TX N20 Mode_CH36/CH40/CH48

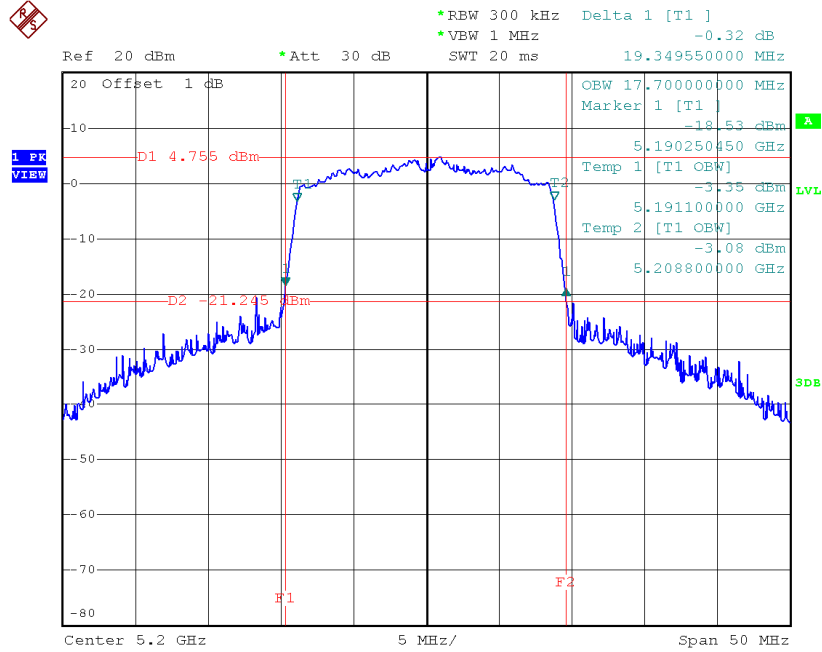
Channel	Frequency (MHz)	26dB Bandwidth (MHz)	99% Occupied Bandwidth (MHz)
CH36	5180	19.45	17.70
CH40	5200	19.35	17.70
CH48	5240	19.45	17.70

TX CH36



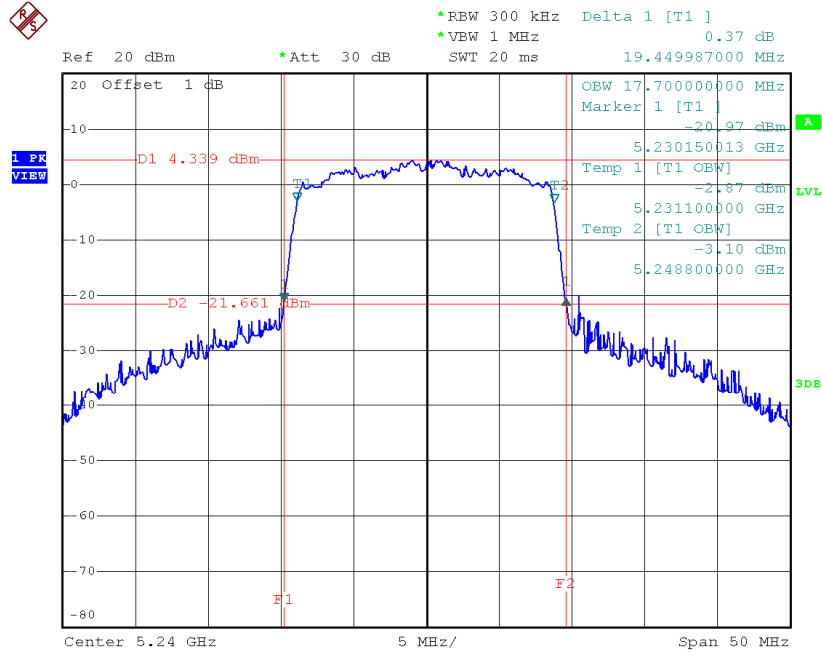
Date: 6.JAN.2015 14:15:30

TX CH40



Date: 6.JAN.2015 14:16:12

TX CH48

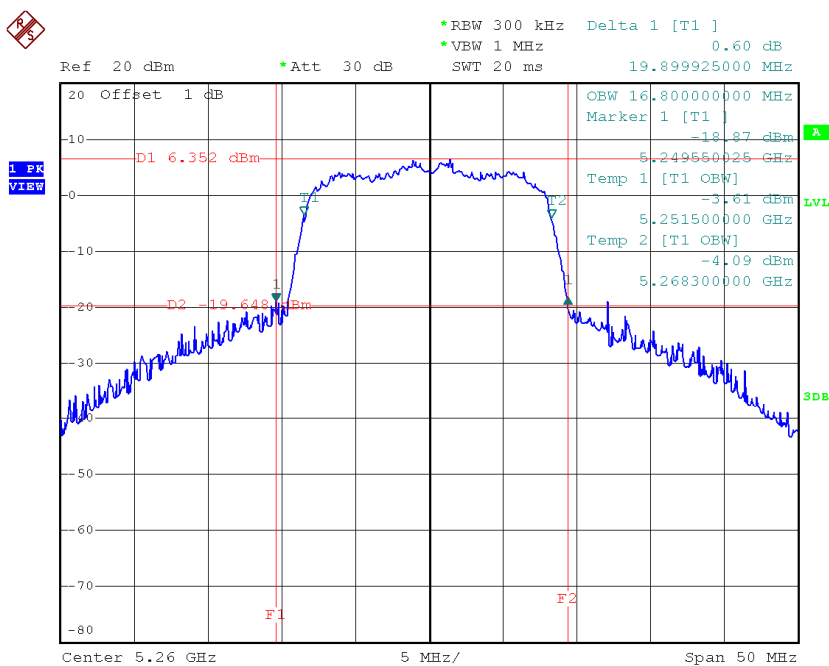


Date: 6.JAN.2015 14:16:46

Test Mode: UNII-2A/TX A Mode_CH52/CH60/CH64

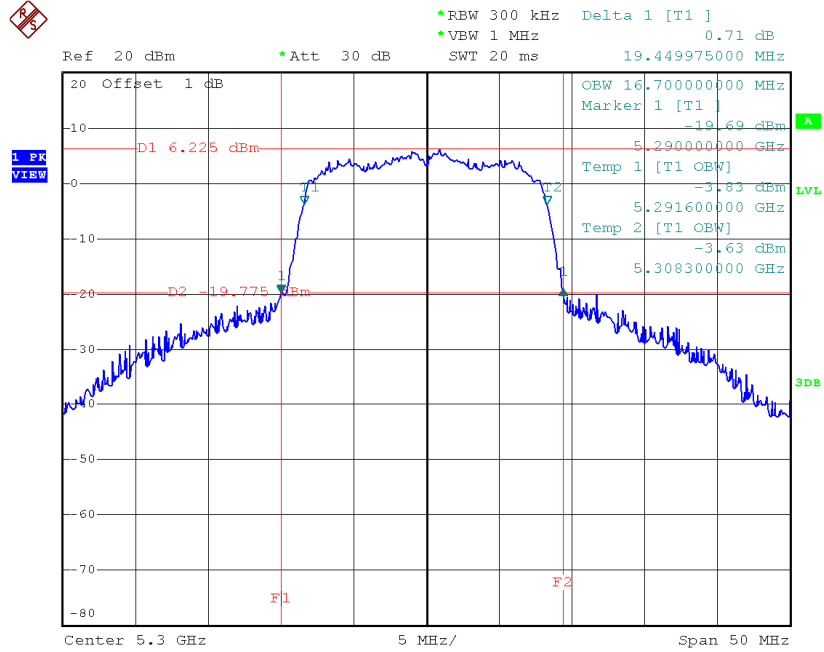
Channel	Frequency (MHz)	26dB Bandwidth (MHz)	99% Occupied Bandwidth (MHz)
CH52	5260	19.90	16.80
CH60	5300	19.45	16.70
CH64	5320	23.85	16.80

TX CH52



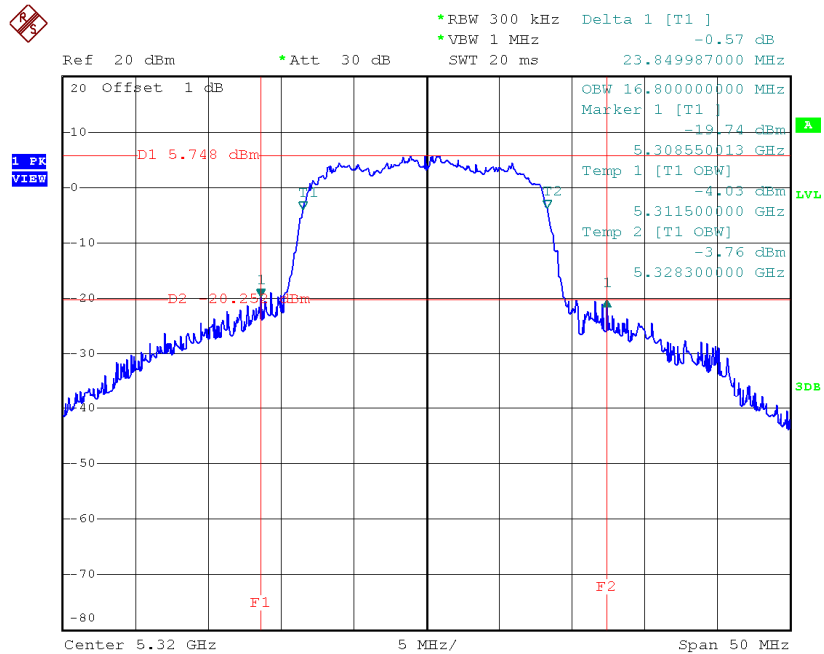
Date: 6.JAN.2015 14:05:25

TX CH60



Date: 6.JAN.2015 14:06:08

TX CH64

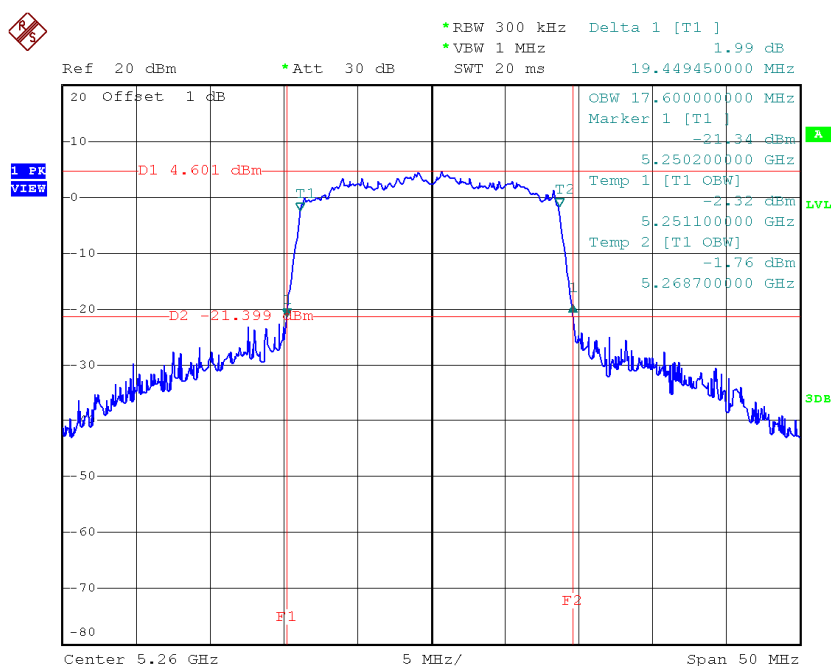


Date: 6.JAN.2015 14:06:42

Test Mode: UNII-2A/TX N20 Mode_CH52/CH60/CH64

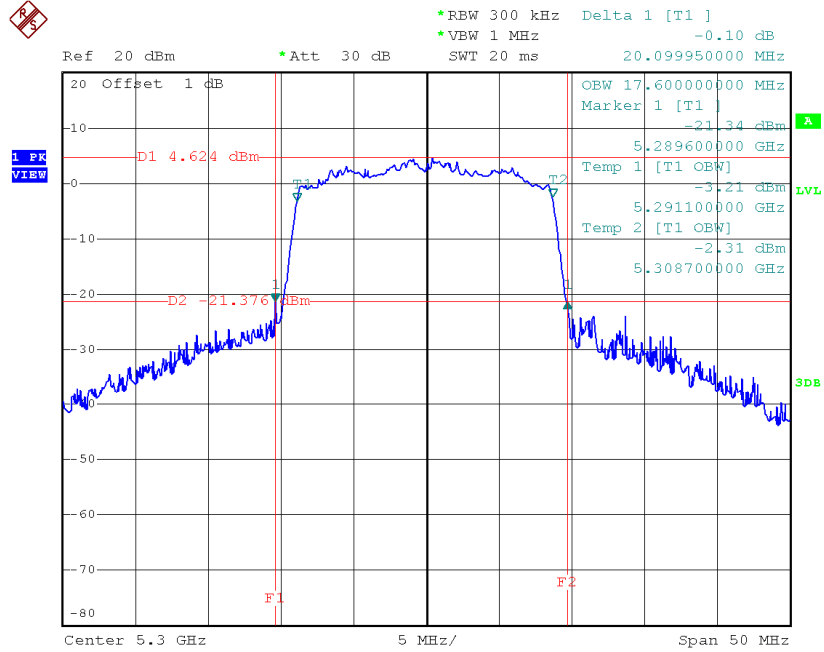
Channel	Frequency (MHz)	26dB Bandwidth (MHz)	99% Occupied Bandwidth (MHz)
CH52	5260	19.45	17.60
CH60	5300	20.10	17.60
CH64	5320	19.55	17.60

TX CH52



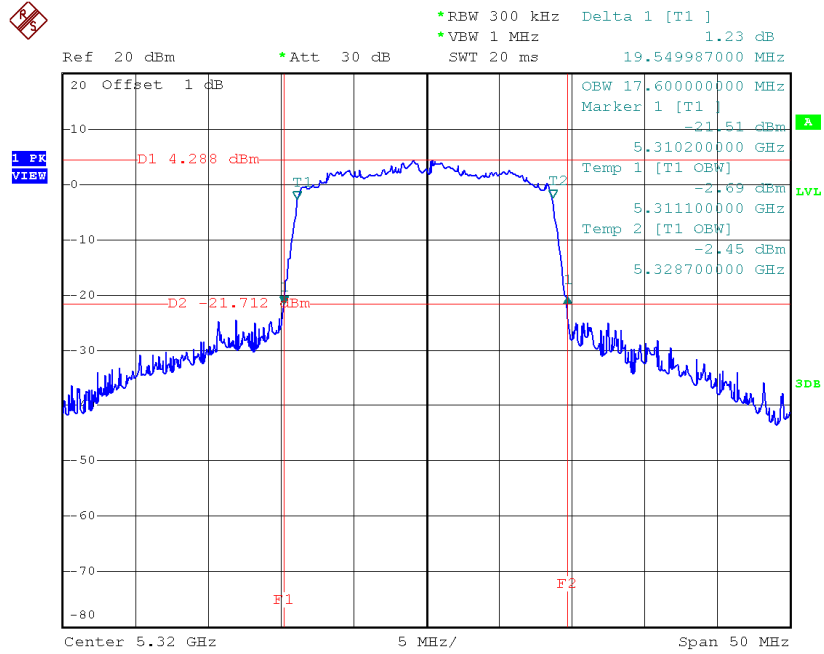
Date: 6.JAN.2015 14:17:32

TX CH60



Date: 6.JAN.2015 14:18:15

TX CH64

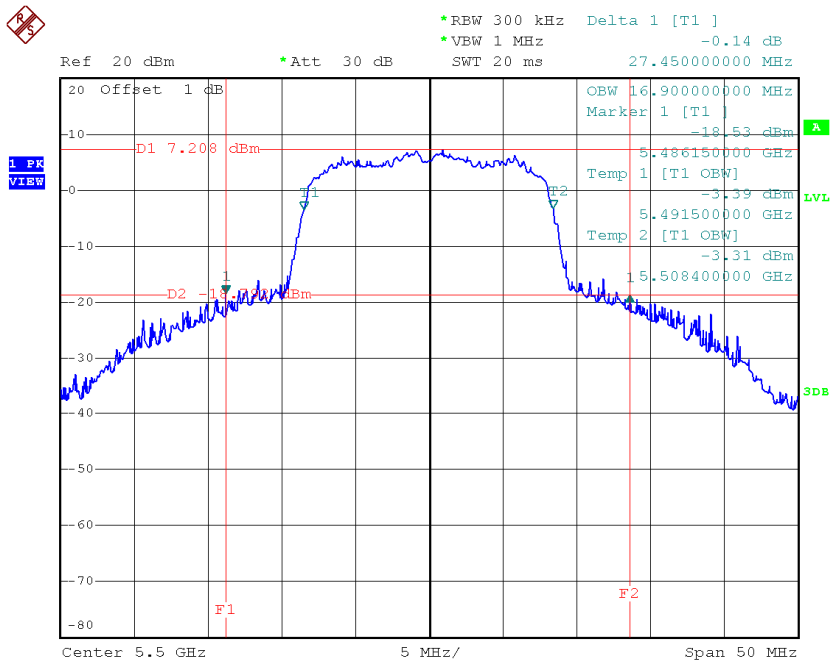


Date: 6.JAN.2015 14:18:47

Test Mode: UNII-2C/TX A Mode_CH100/CH116/CH140

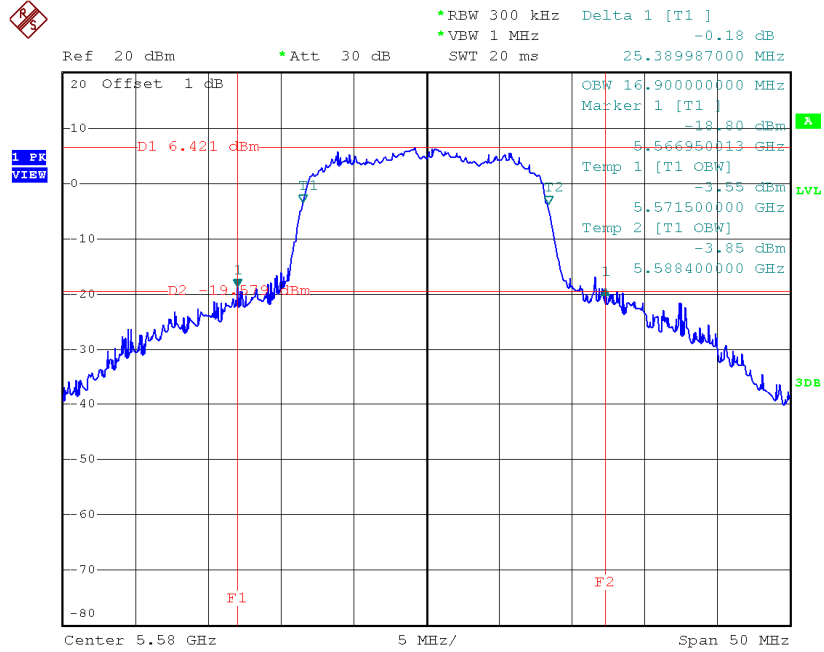
Channel	Frequency (MHz)	26dB Bandwidth (MHz)	99% Occupied Bandwidth (MHz)
CH100	5500	27.45	16.90
CH116	5580	25.39	16.90
CH140	5700	22.69	16.80

TX CH100



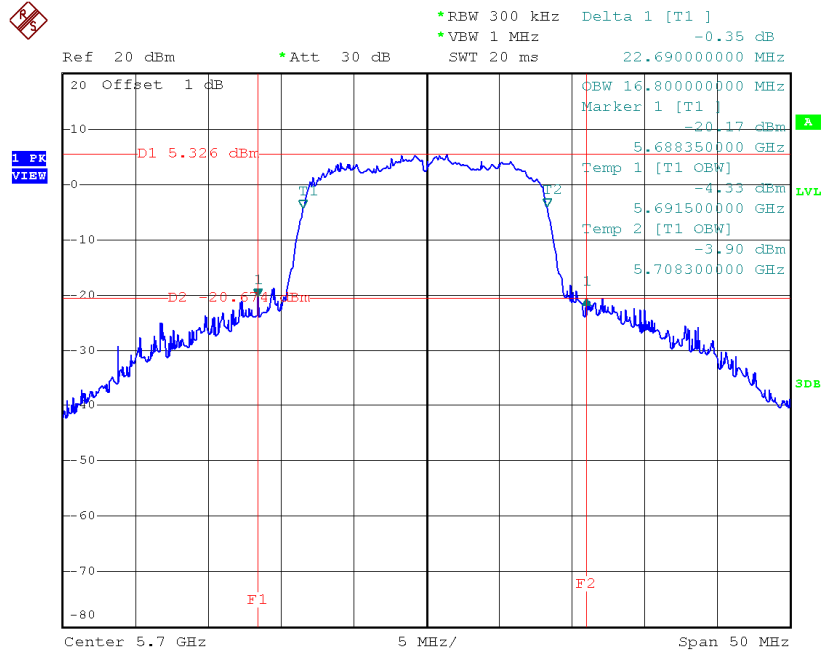
Date: 6.JAN.2015 14:08:32

TX CH116



Date: 6.JAN.2015 14:11:45

TX CH140

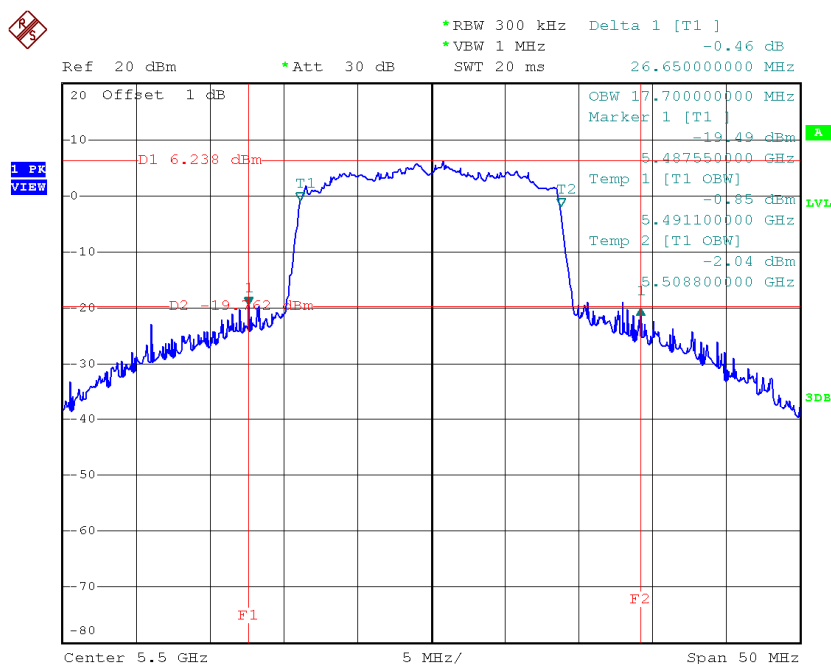


Date: 6.JAN.2015 14:12:24

Test Mode: UNII-2C/TX N20 Mode_CH100/CH116/CH140

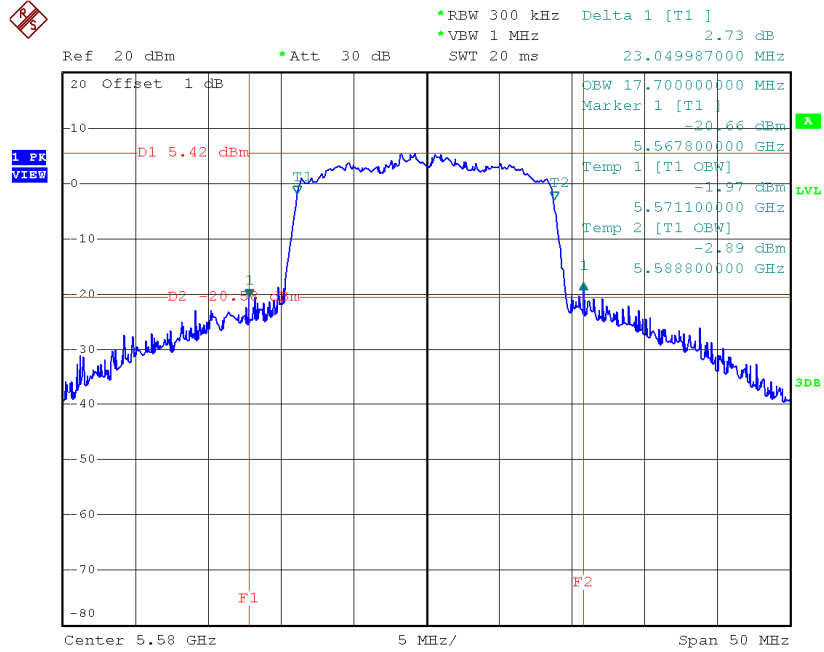
Channel	Frequency (MHz)	26dB Bandwidth (MHz)	99% Occupied Bandwidth (MHz)
CH100	5500	26.65	17.70
CH116	5580	23.05	17.70
CH140	5700	20.05	17.70

TX CH100



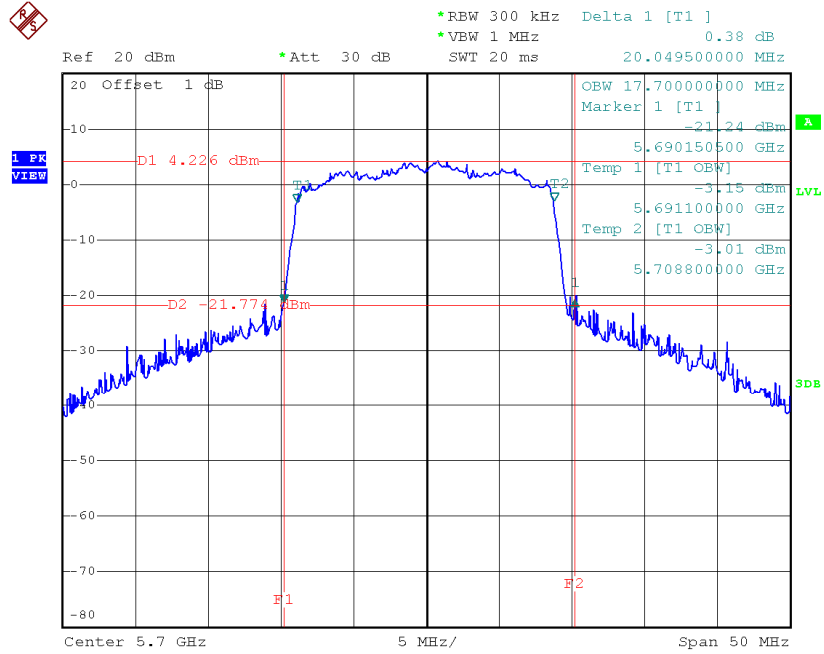
Date: 6.JAN.2015 14:19:28

TX CH116



Date: 6.JAN.2015 14:20:20

TX CH140

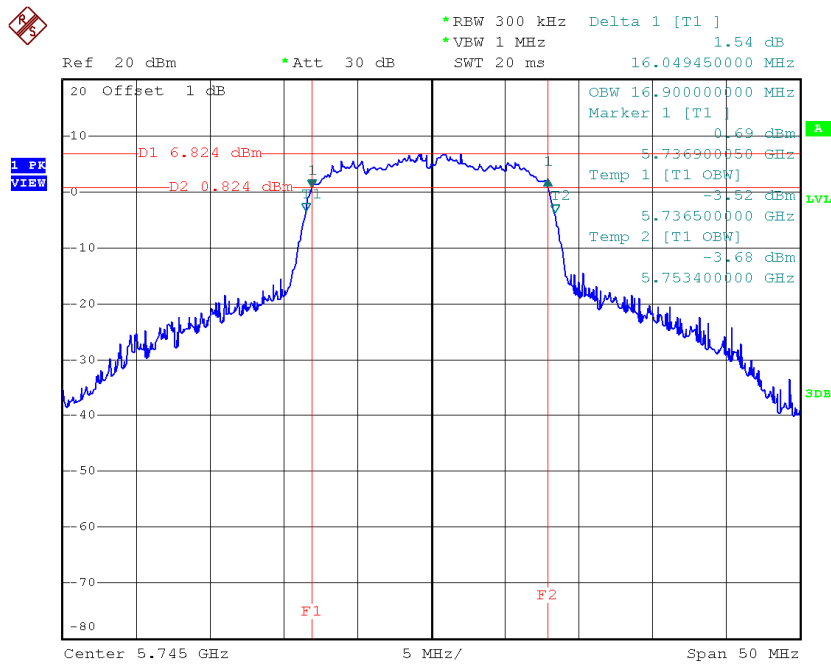


Date: 6.JAN.2015 14:20:53

Test Mode: UNII-3/ TX A Mode_CH149/CH157/CH165

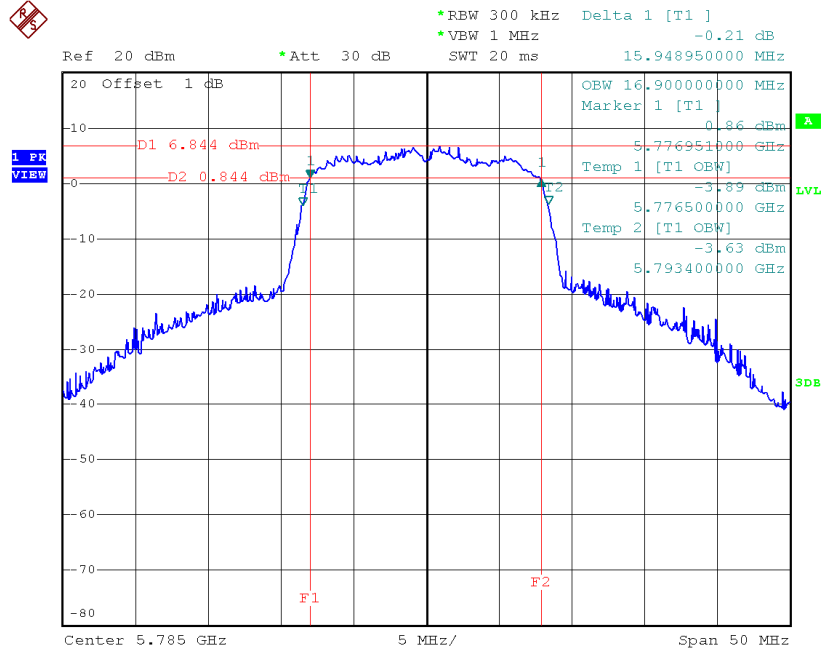
Channel	Frequency (MHz)	6dB Bandwidth (MHz)	99% Occupied Bandwidth (MHz)	Limit (kHz)
CH149	5745	16.05	16.90	>=500
CH157	5785	15.95	16.90	>=500
CH165	5825	15.89	16.90	>=500

TX CH 149



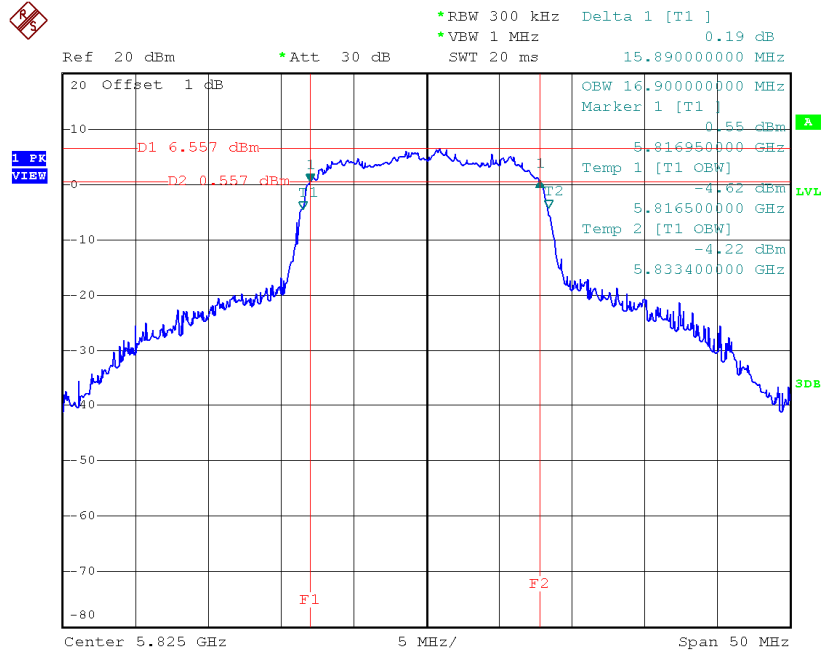
Date: 6.JAN.2015 14:13:06

TX CH 157



Date: 6.JAN.2015 14:13:56

TX CH 165

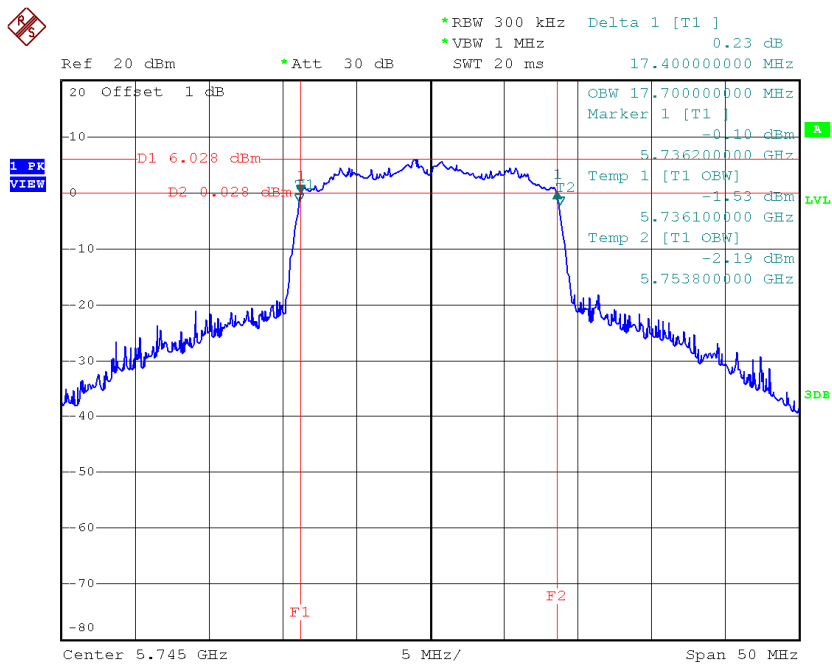


Date: 6.JAN.2015 14:14:39

Test Mode: UNII-3/ TX N20 Mode_CH149/CH157/CH165

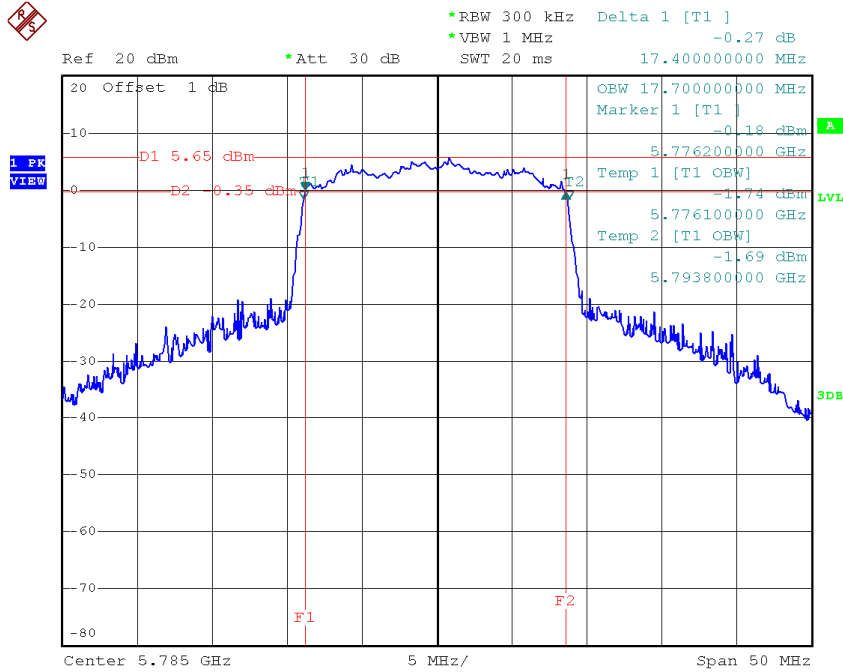
Channel	Frequency (MHz)	6dB Bandwidth (MHz)	99% Occupied Bandwidth (MHz)	Limit (kHz)
CH149	5745	17.40	17.70	>=500
CH157	5785	17.40	17.70	>=500
CH165	5825	17.35	17.70	>=500

TX CH 149



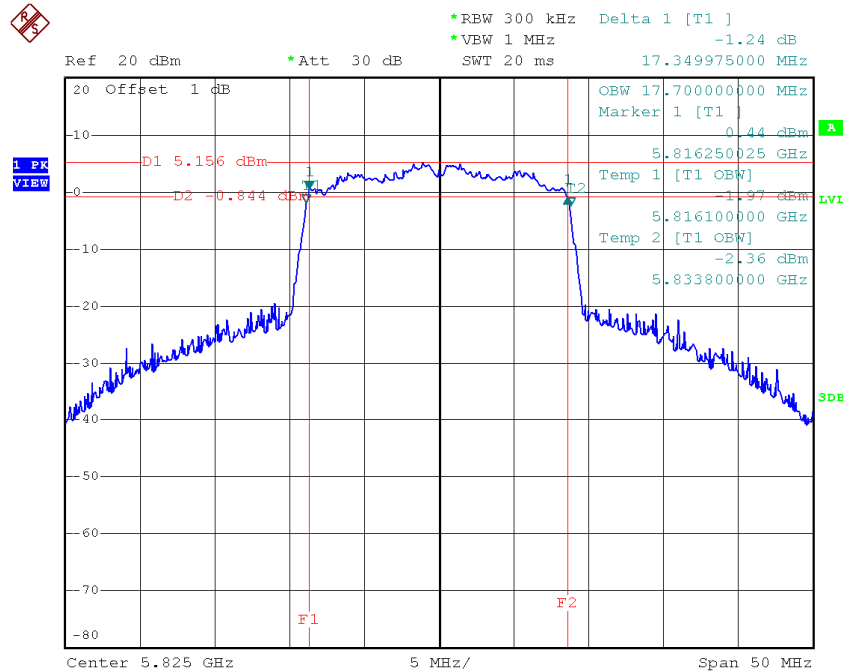
Date: 6.JAN.2015 14:21:40

TX CH 157



Date: 6.JAN.2015 14:22:27

TX CH 165



Date: 6.JAN.2015 14:23:10

ATTACHMENT F - MAXIMUM OUTPUT POWER

Test Mode: UNII-1/TX A Mode

Channel	Frequency (MHz)	Output Power (dBm)	Duty Factor (dBm)	Output Power + Duty Factor (dBm)	Limit (dBm)	Limit (Watt)
CH36	5180	12.89	0.08	12.97	24.00	0.25
CH40	5200	12.95	0.08	13.03	24.00	0.25
CH48	5240	12.93	0.08	13.01	24.00	0.25

Test Mode: UNII-1/TX N20 Mode

Channel	Frequency (MHz)	Output Power (dBm)	Duty Factor (dBm)	Output Power + Duty Factor (dBm)	Limit (dBm)	Limit (Watt)
CH36	5180	10.67	0.08	10.75	24.00	0.25
CH40	5200	10.93	0.08	11.01	24.00	0.25
CH48	5240	10.78	0.08	10.86	24.00	0.25

Test Mode: UNII-2A/TX A Mode

Channel	Frequency (MHz)	Output Power (dBm)	Duty Factor (dBm)	Output Power + Duty Factor (dBm)	Limit (dBm)	Limit (Watt)
CH52	5260	12.95	0.08	13.03	24.00	0.25
CH60	5300	12.97	0.08	13.05	24.00	0.25
CH64	5320	12.89	0.08	12.97	24.00	0.25

Test Mode: UNII-2A/TX N20 Mode

Channel	Frequency (MHz)	Output Power (dBm)	Duty Factor (dBm)	Output Power + Duty Factor (dBm)	Limit (dBm)	Limit (Watt)
CH52	5260	10.71	0.08	10.79	24.00	0.25
CH60	5300	10.84	0.08	10.92	24.00	0.25
CH64	5320	10.64	0.08	10.72	24.00	0.25

Test Mode: UNII-2C/TX A Mode

Channel	Frequency (MHz)	Output Power (dBm)	Duty Factor (dBm)	Output Power + Duty Factor (dBm)	Limit (dBm)	Limit (Watt)
CH100	5500	12.98	0.08	13.06	24.00	0.25
CH116	5580	12.73	0.08	12.81	24.00	0.25
CH140	5700	12.19	0.08	12.27	24.00	0.25

Test Mode: UNII-2C/TX N20 Mode

Channel	Frequency (MHz)	Output Power (dBm)	Duty Factor (dBm)	Output Power + Duty Factor (dBm)	Limit (dBm)	Limit (Watt)
CH100	5500	10.93	0.08	11.01	24.00	0.25
CH116	5580	10.68	0.08	10.76	24.00	0.25
CH140	5700	10.51	0.08	10.59	24.00	0.25

Test Mode: UNII-3/ TX A Mode

Channel	Frequency (MHz)	Output Power (dBm)	Duty Factor (dBm)	Output Power + Duty Factor (dBm)	Limit (dBm)	Limit (Watt)
CH149	5745	12.98	0.08	13.06	30.00	1.00
CH157	5785	12.96	0.08	13.04	30.00	1.00
CH165	5825	12.97	0.08	13.05	30.00	1.00

Test Mode: UNII-3/TX N20 Mode

Channel	Frequency (MHz)	Output Power (dBm)	Duty Factor (dBm)	Output Power + Duty Factor (dBm)	Limit (dBm)	Limit (Watt)
CH149	5745	10.93	0.08	11.01	30.00	1.00
CH157	5785	10.98	0.08	11.06	30.00	1.00
CH165	5825	10.99	0.08	11.07	30.00	1.00

TPC Power

Test Mode: UNII-2A/TX A Mode

Channel	Frequency (MHz)	EIRP Output Power (dBm)	Limit (dBm)	Limit (Watt)
CH52	5260	4.68	24.00	0.25
CH60	5300	4.70	24.00	0.25
CH64	5320	4.62	24.00	0.25

Note: EIRP Power= Output Power + Duty Factor+Antenna Gain

Test Mode: UNII-2A/TX N20 Mode

Channel	Frequency (MHz)	EIRP Output Power (dBm)	Limit (dBm)	Limit (Watt)
CH52	5260	2.44	24.00	0.25
CH60	5300	2.57	24.00	0.25
CH64	5320	2.37	24.00	0.25

Note: EIRP Power= Output Power + Duty Factor+Antenna Gain

Test Mode: UNII-2C/TX A Mode

Channel	Frequency (MHz)	EIRP Output Power (dBm)	Limit (dBm)	Limit (Watt)
CH100	5500	4.71	24.00	0.25
CH116	5580	4.46	24.00	0.25
CH140	5700	3.92	24.00	0.25

Note: EIRP Power= Output Power + Duty Factor+Antenna Gain

Test Mode: UNII-2C/TX N20 Mode

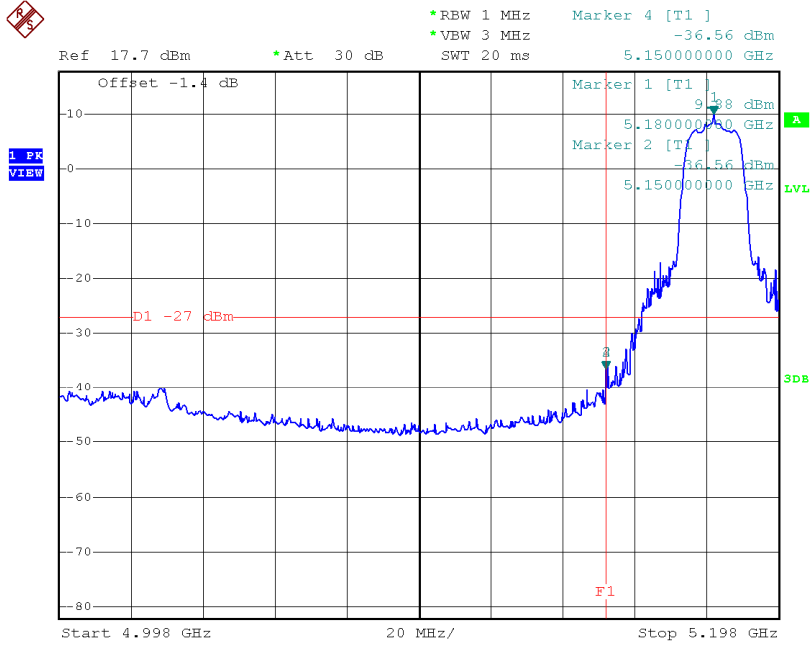
Channel	Frequency (MHz)	EIRP Output Power (dBm)	Limit (dBm)	Limit (Watt)
CH100	5500	2.66	24.00	0.25
CH116	5580	2.41	24.00	0.25
CH140	5700	2.24	24.00	0.25

Note: EIRP Power= Output Power + Duty Factor+Antenna Gain

ATTACHMENT G - ANTENNA CONDUCTED SPURIOUS EMISSION

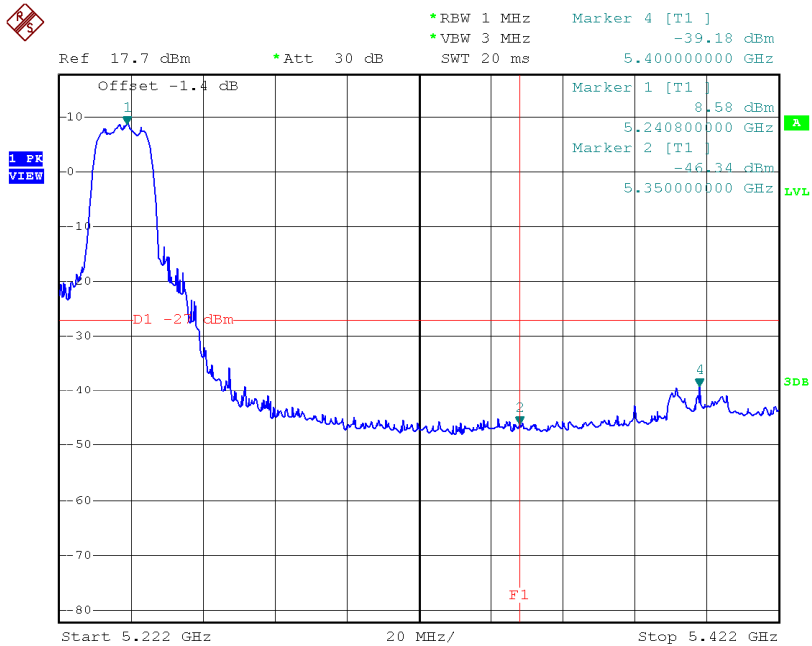
Test Mode: UNII-1/TX A Mode

TX mode CH36



Date: 6.JAN.2015 13:58:44

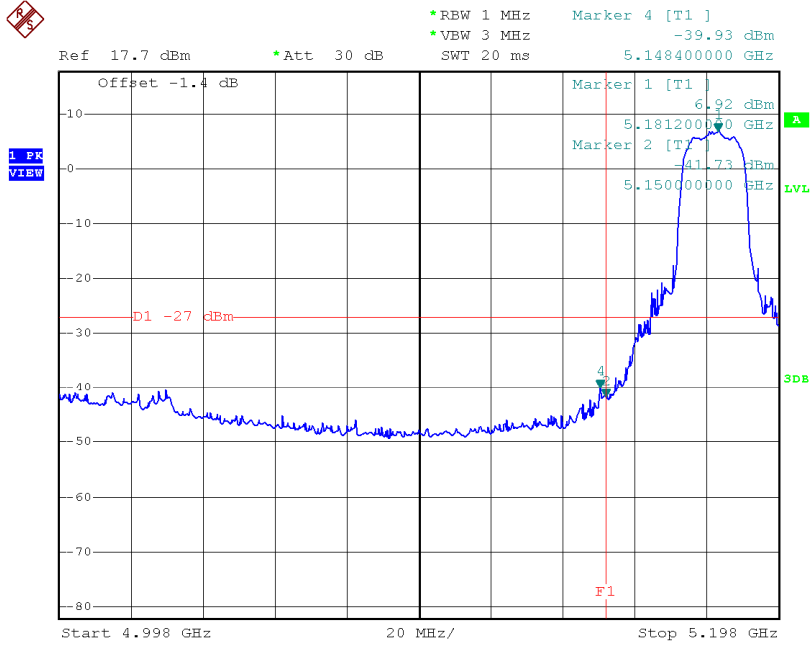
TX mode CH48



Date: 6.JAN.2015 14:04:12

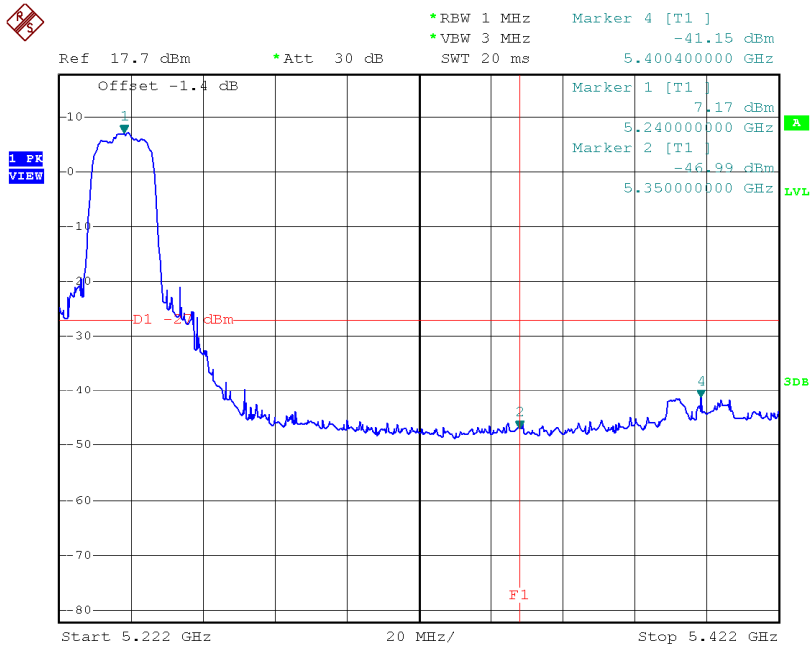
Test Mode: UNII-1/TX N20 Mode

TX mode CH36



Date: 6.JAN.2015 14:15:46

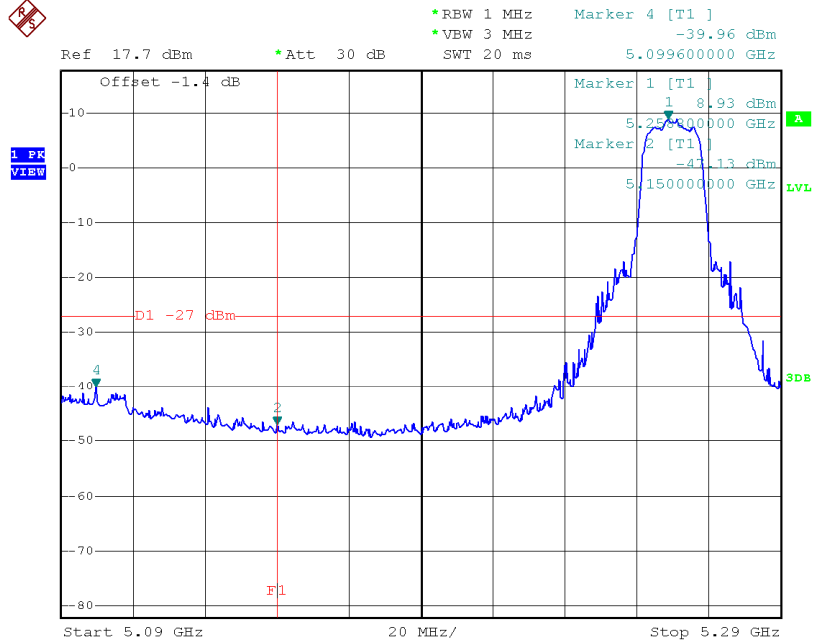
TX mode CH48



Date: 6.JAN.2015 14:17:02

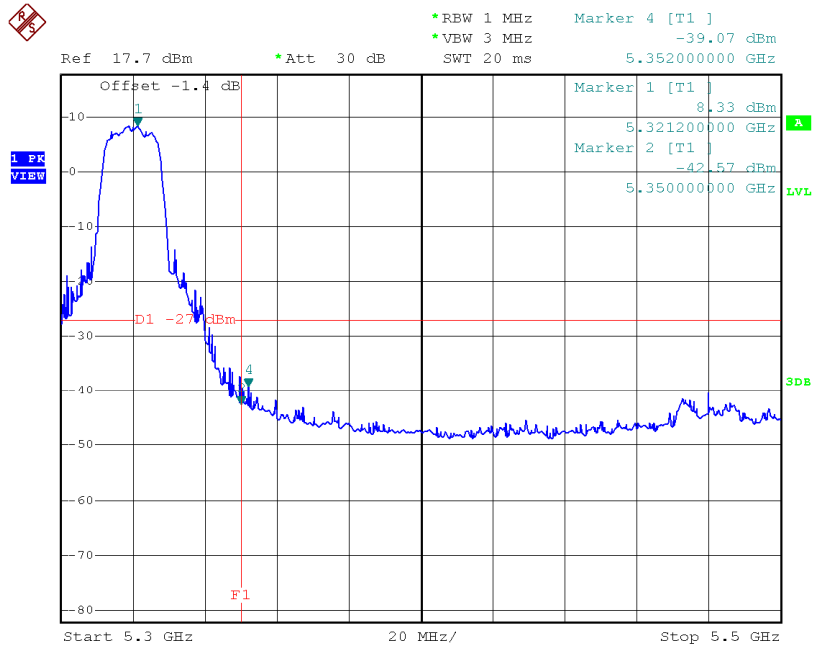
Test Mode: UNII-2A/TX A Mode

TX mode CH52



Date: 6.JAN.2015 14:05:42

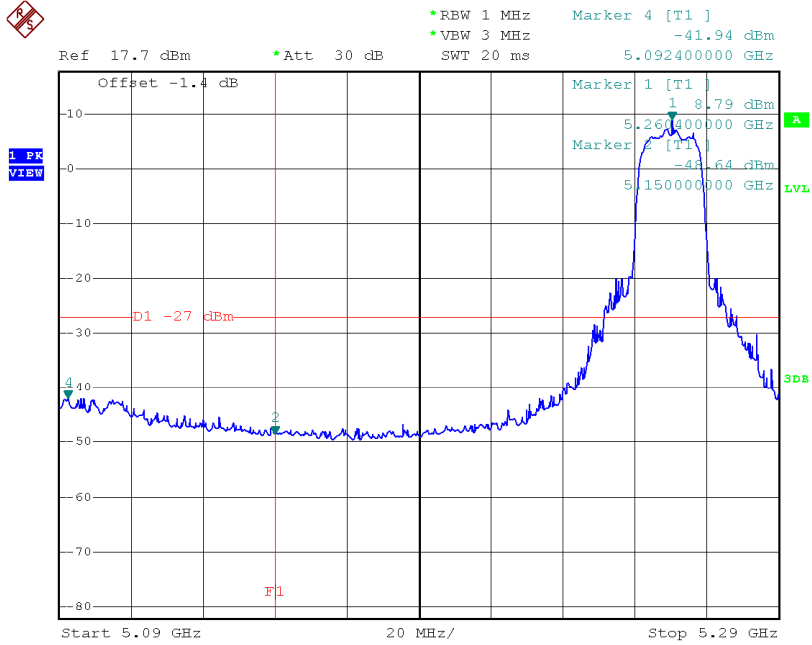
TX mode CH64



Date: 6.JAN.2015 14:06:59

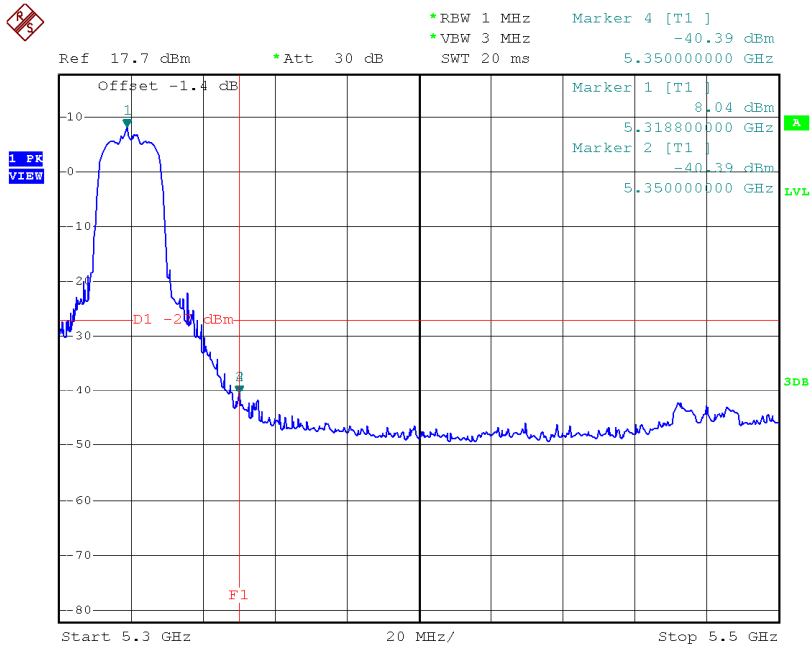
Test Mode: UNII-2A/TX N20 Mode

TX mode CH52



Date: 6.JAN.2015 14:17:49

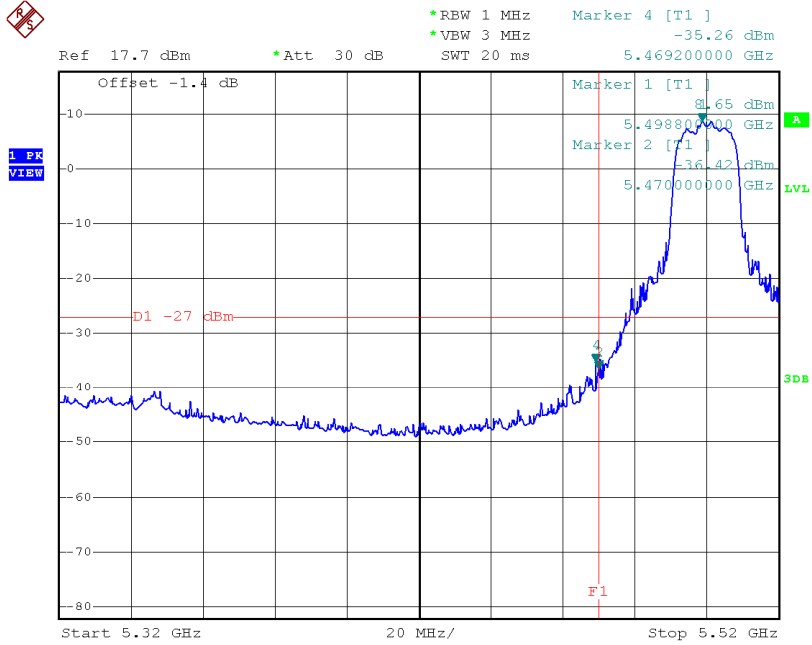
TX mode CH64



Date: 6.JAN.2015 14:19:04

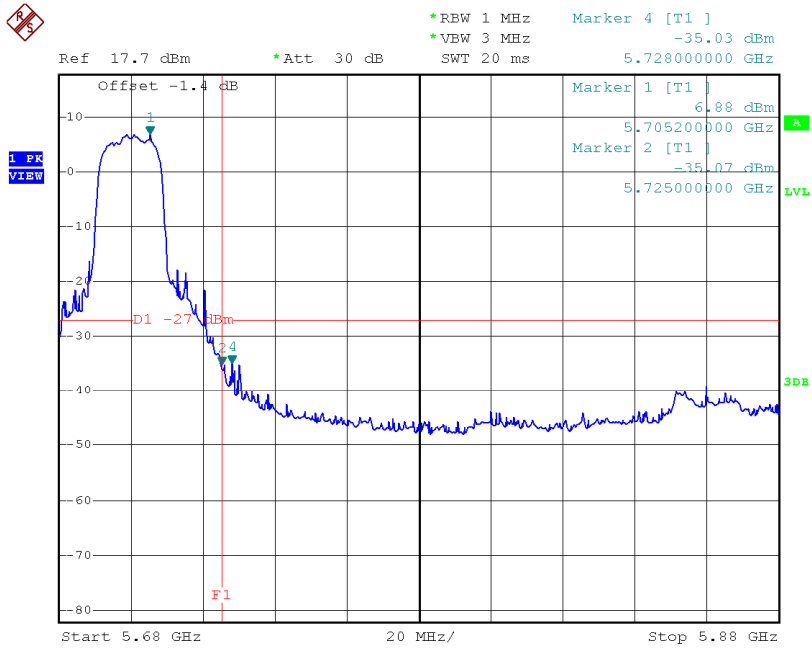
Test Mode: UNII-2C/TX N20 Mode

TX mode CH100



Date: 6.JAN.2015 14:19:45

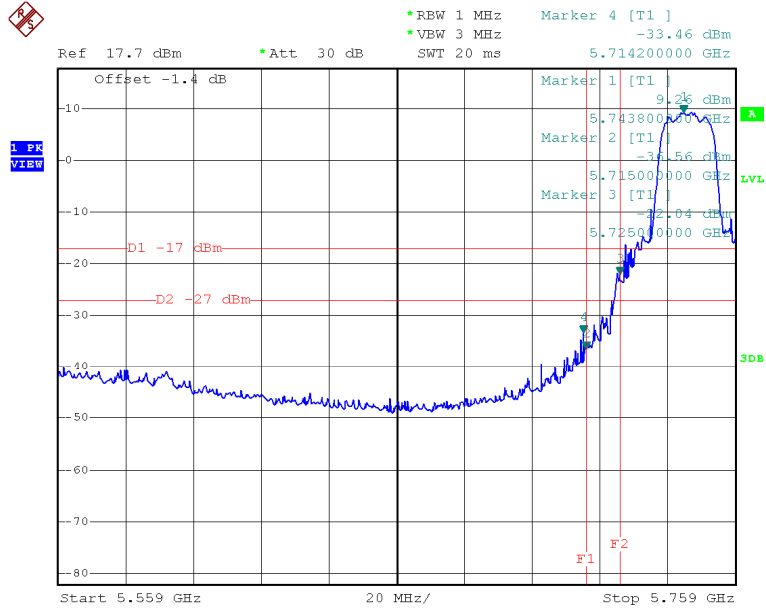
TX mode CH140



Date: 6.JAN.2015 14:21:10

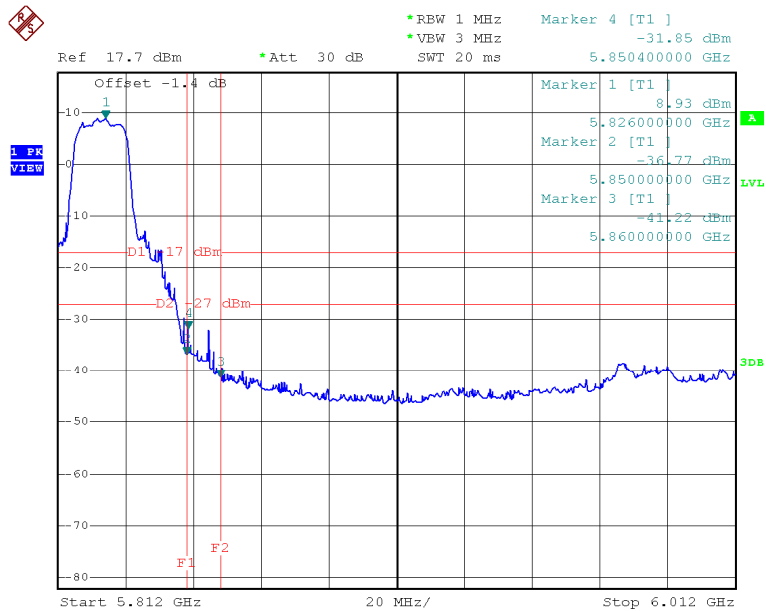
Test Mode: UNII-3/TX A Mode

TX A Mode CH149



Date: 6.JAN.2015 14:13:23

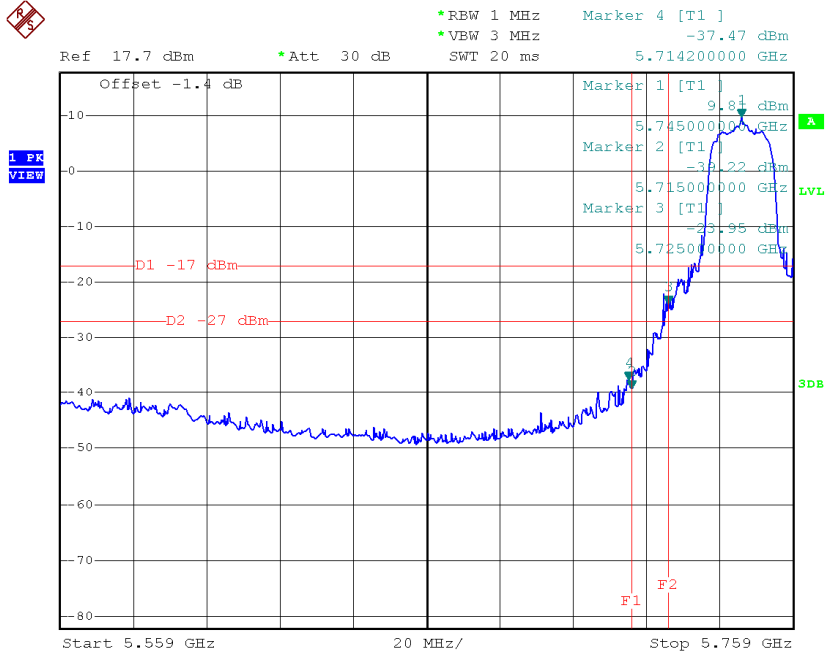
TX A Mode CH165



Date: 6.JAN.2015 14:14:56

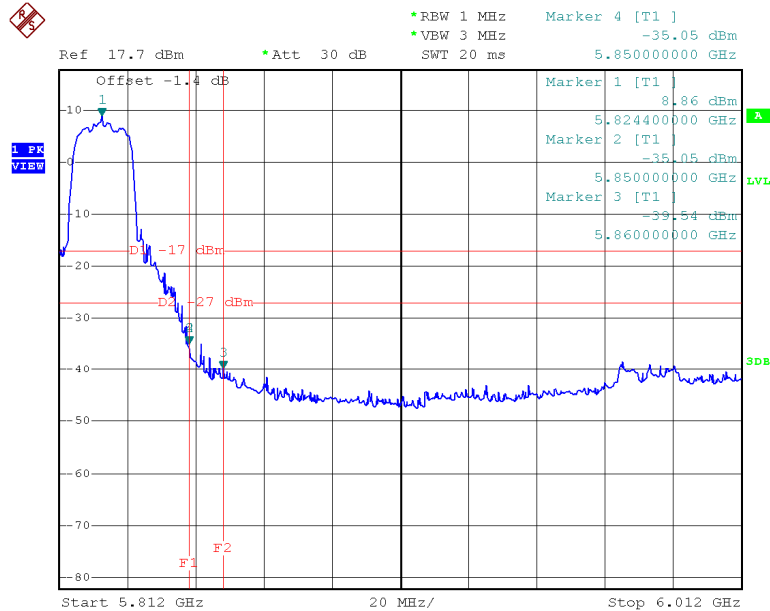
Test Mode: UNII-3/TX N20 Mode

TX HT20 mode CH149



Date: 6.JAN.2015 14:21:56

TX HT20 mode CH165

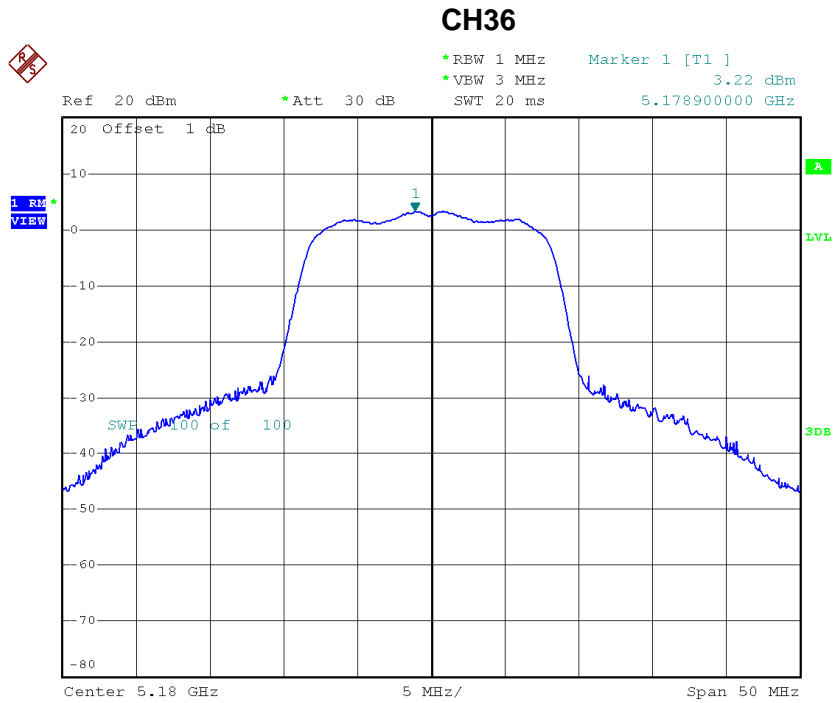


Date: 6.JAN.2015 14:23:26

ATTACHMENT H - POWER SPECTRAL DENSITY

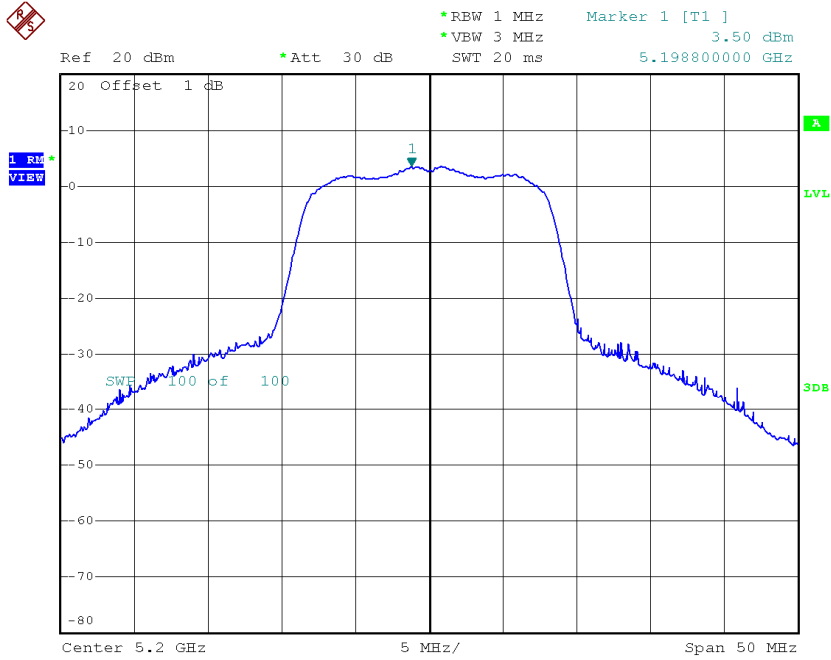
Test Mode: UNII-1/ TX A Mode_CH36/CH40/CH48

Channel	Frequency (MHz)	Power Density (dBm/MHz)	Duty Factor (dBm/MHz)	Power Density + Duty Factor (dBm/MHz)	Limit (dBm/MHz)
CH36	5180	3.22	0.08	3.30	11.00
CH40	5200	3.50	0.08	3.58	11.00
CH48	5240	3.39	0.08	3.47	11.00



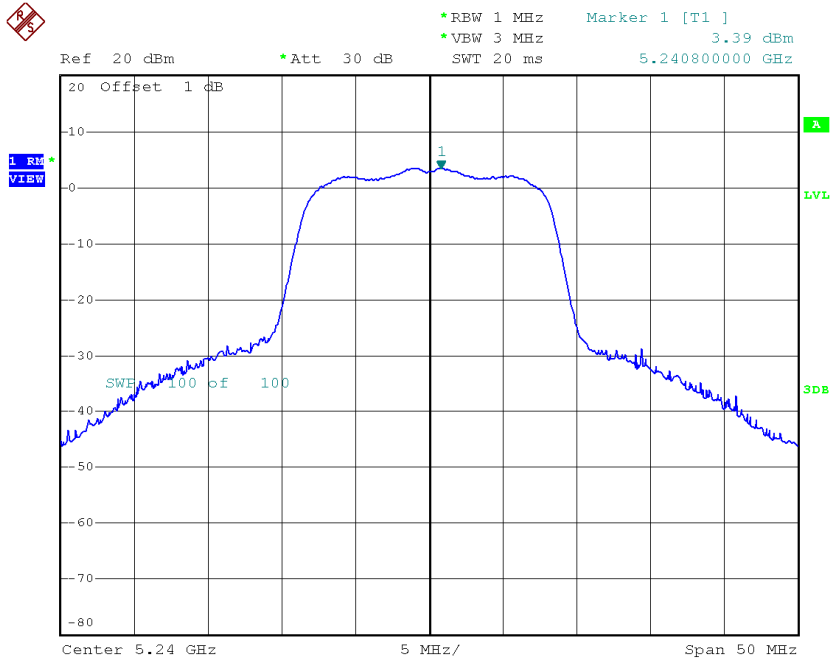
Date: 6.JAN.2015 13:58:36

CH40



Date: 6.JAN.2015 13:59:19

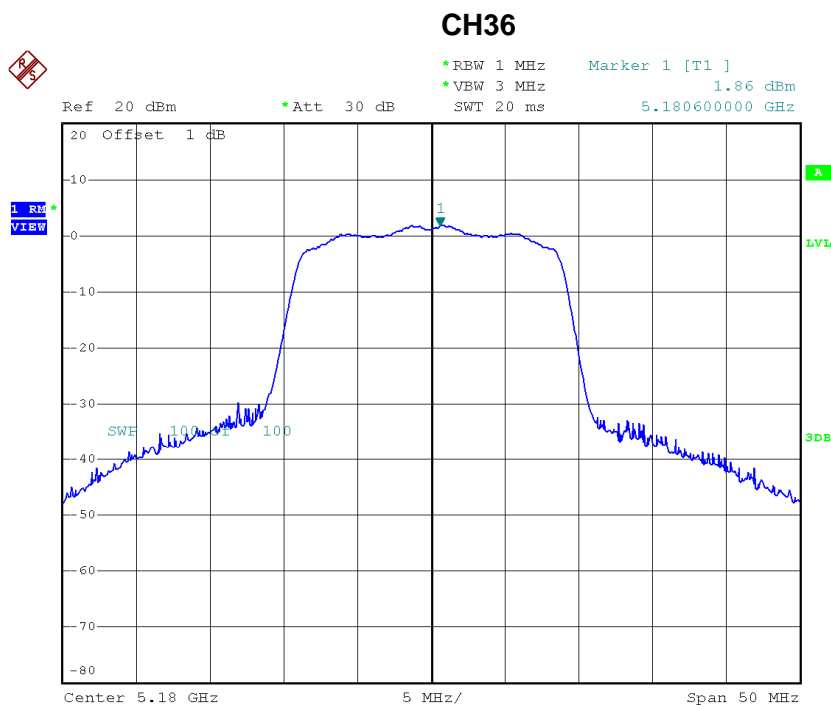
CH48



Date: 6.JAN.2015 14:04:04

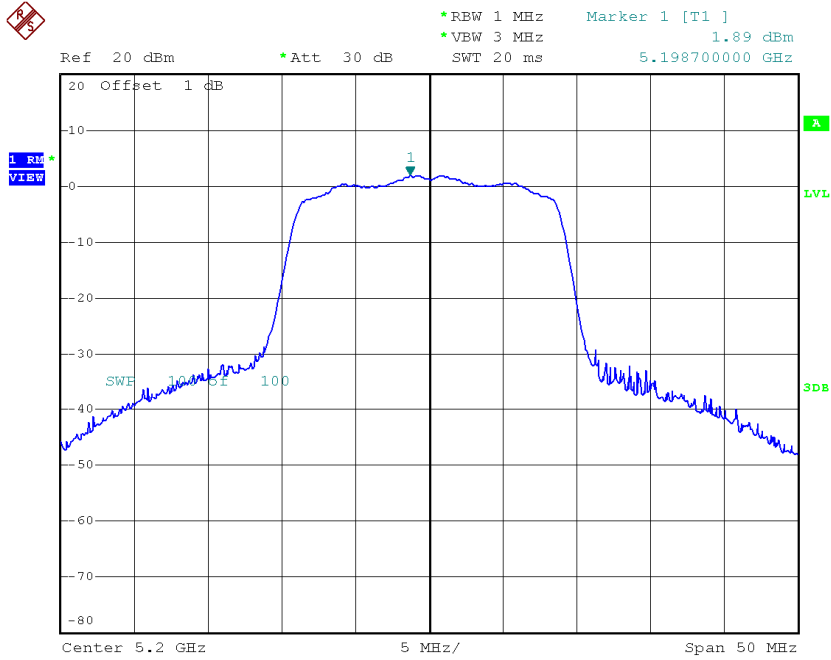
Test Mode: UNII-1/TX N20 Mode_CH36/CH40/CH48

Channel	Frequency (MHz)	Power Density (dBm/MHz)	Duty Factor (dBm/MHz)	Power Density + Duty Factor (dBm/MHz)	Limit (dBm/MHz)
CH36	5180	1.86	0.08	1.94	11.00
CH40	5200	1.89	0.08	1.97	11.00
CH48	5240	2.00	0.08	2.08	11.00



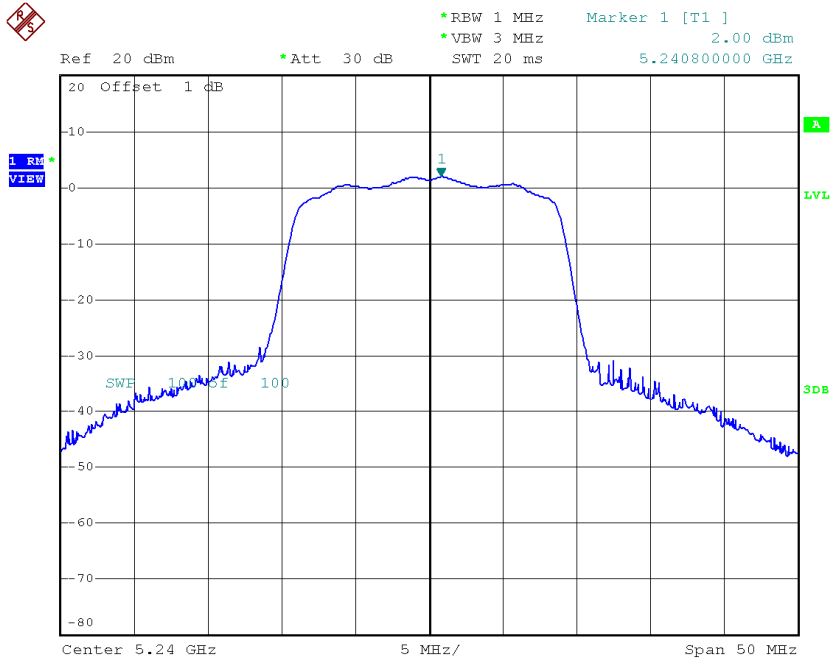
Date: 6.JAN.2015 14:15:39

CH40



Date: 6.JAN.2015 14:16:21

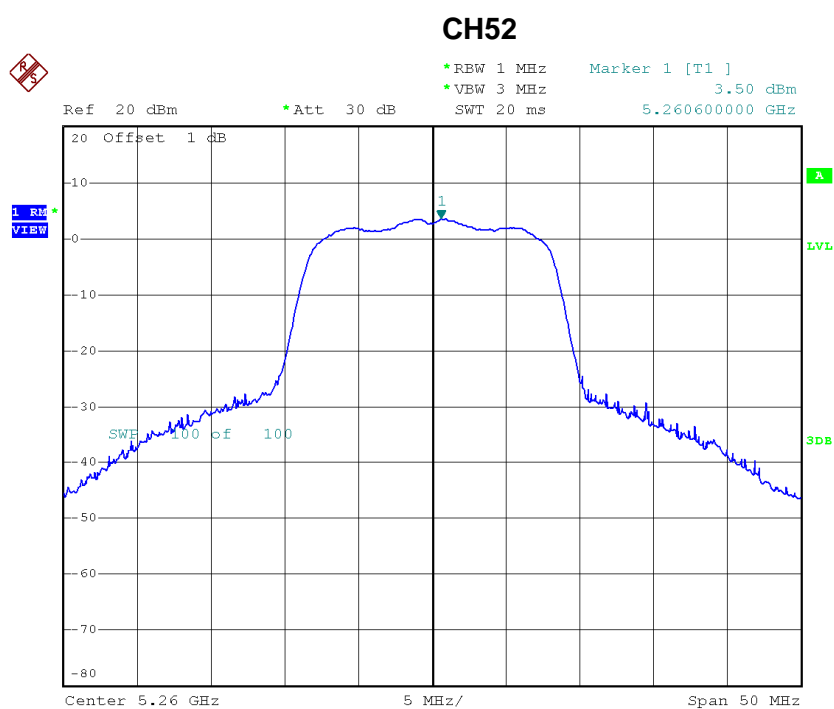
CH48



Date: 6.JAN.2015 14:16:54

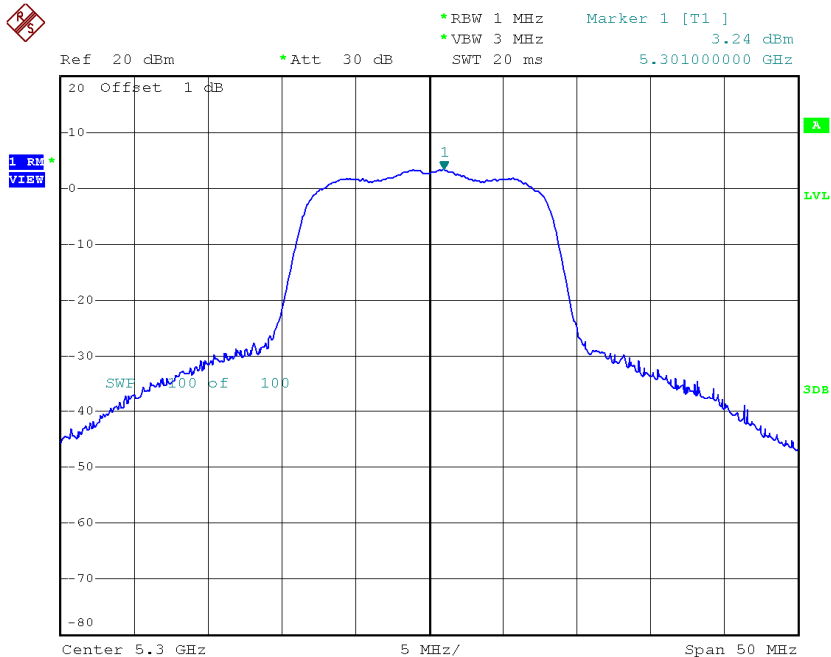
Test Mode: UNII-2A/ TX A Mode_CH52/CH60/CH64

Channel	Frequency (MHz)	Power Density (dBm/MHz)	Duty Factor (dBm/MHz)	Power Density + Duty Factor (dBm/MHz)	Limit (dBm/MHz)
CH52	5260	3.50	0.08	3.58	11.00
CH60	5300	3.24	0.08	3.32	11.00
CH64	5320	3.25	0.08	3.33	11.00



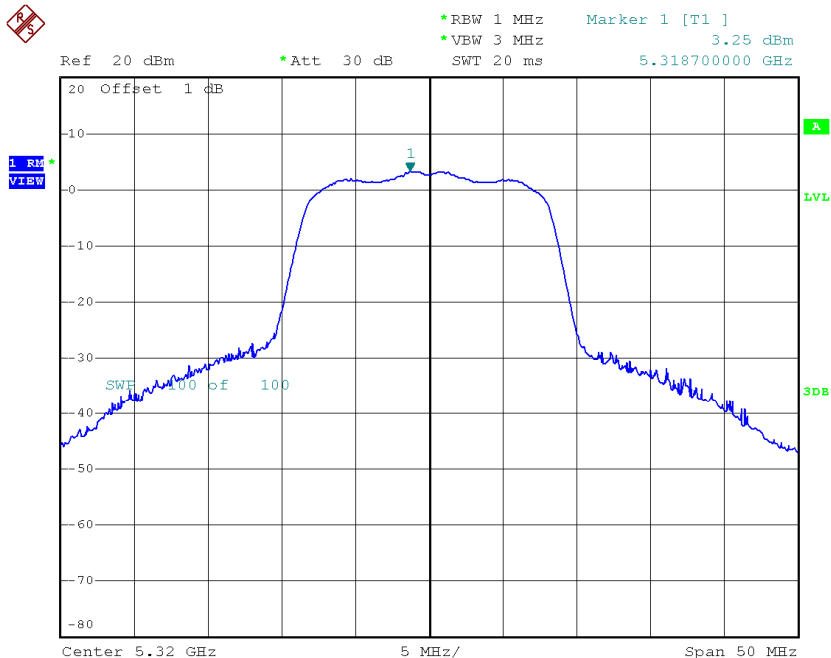
Date: 6.JAN.2015 14:05:34

CH60



Date: 6.JAN.2015 14:06:17

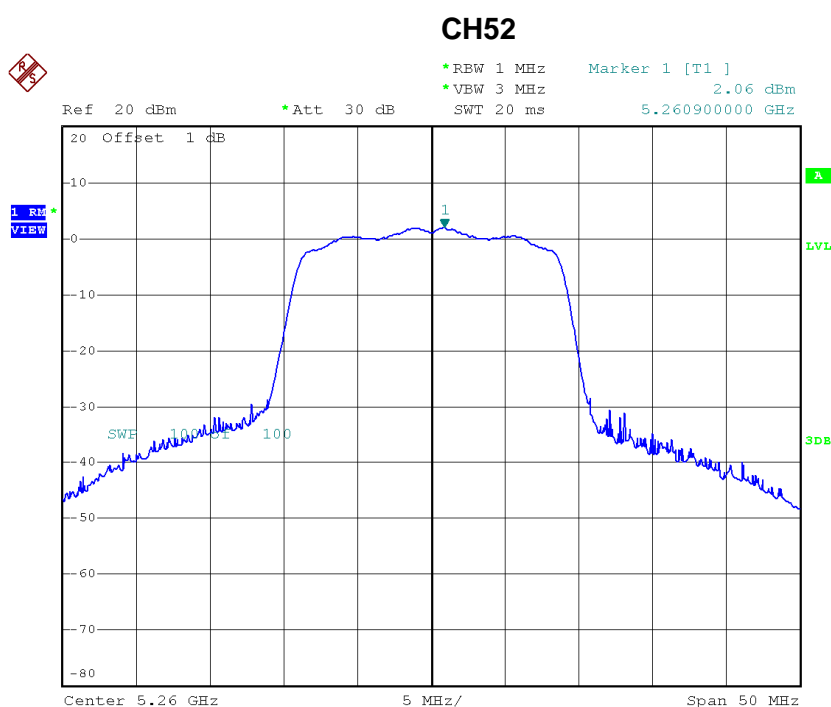
CH64



Date: 6.JAN.2015 14:06:51

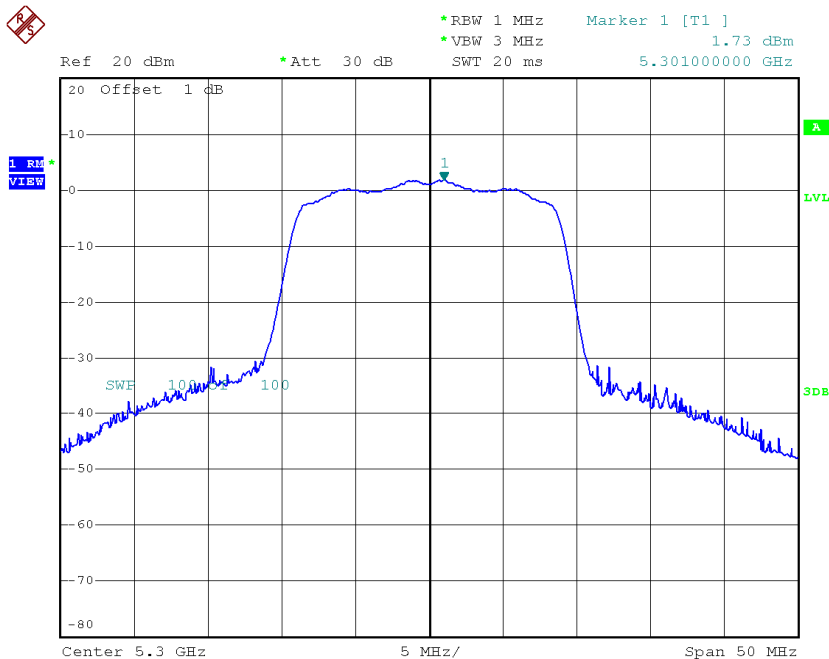
Test Mode: UNII-2A/TX N20 Mode_CH52/CH60/CH64

Channel	Frequency (MHz)	Power Density (dBm/MHz)	Duty Factor (dBm/MHz)	Power Density + Duty Factor (dBm/MHz)	Limit (dBm/MHz)
CH52	5260	2.06	0.08	2.14	11.00
CH60	5300	1.73	0.08	1.81	11.00
CH64	5320	1.86	0.08	1.94	11.00



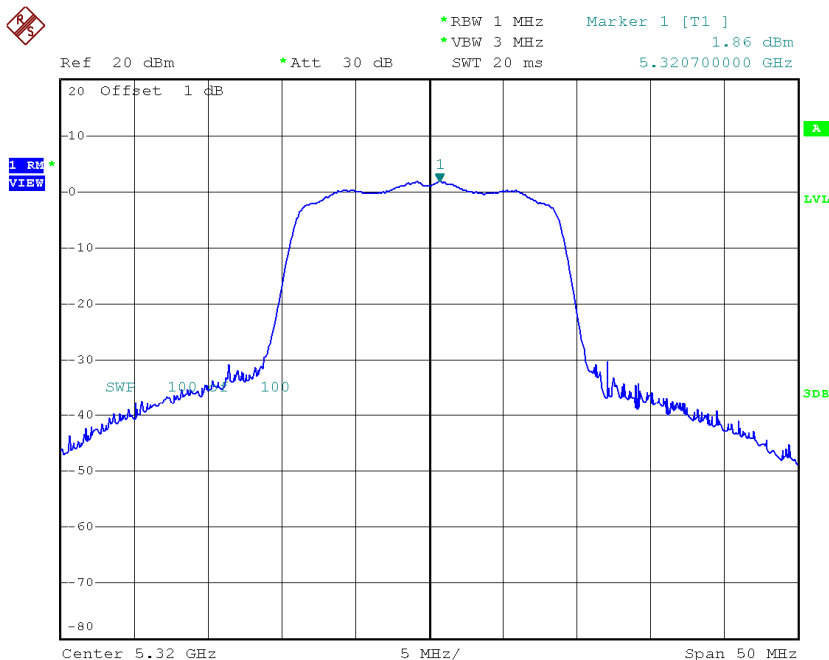
Date: 6.JAN.2015 14:17:41

CH60



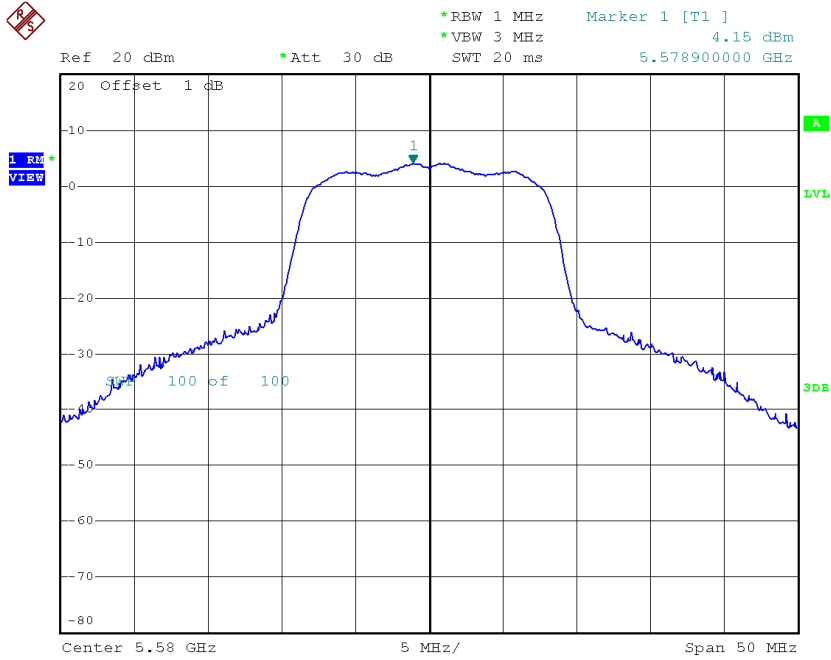
Date: 6.JAN.2015 14:18:24

CH64



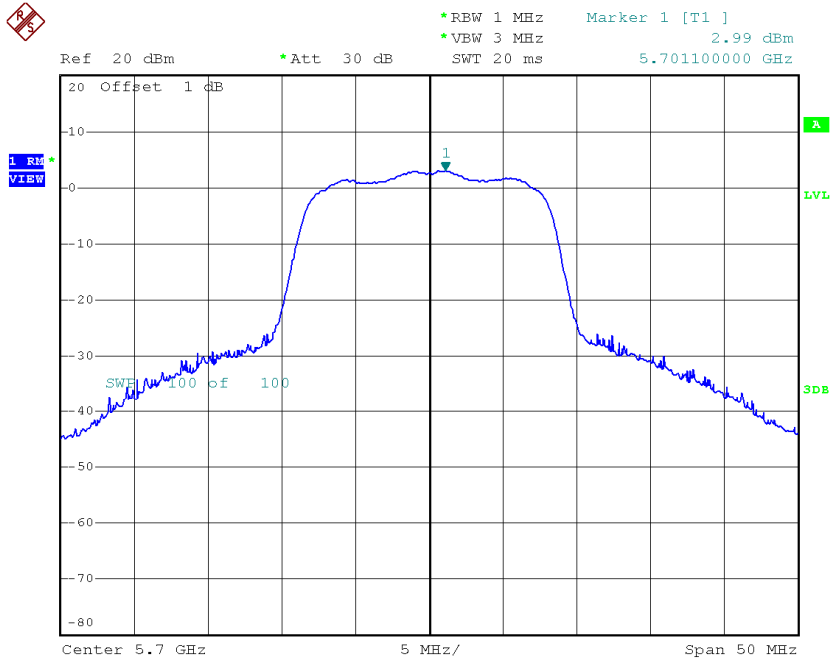
Date: 6.JAN.2015 14:18:56

CH116



Date: 6.JAN.2015 14:11:54

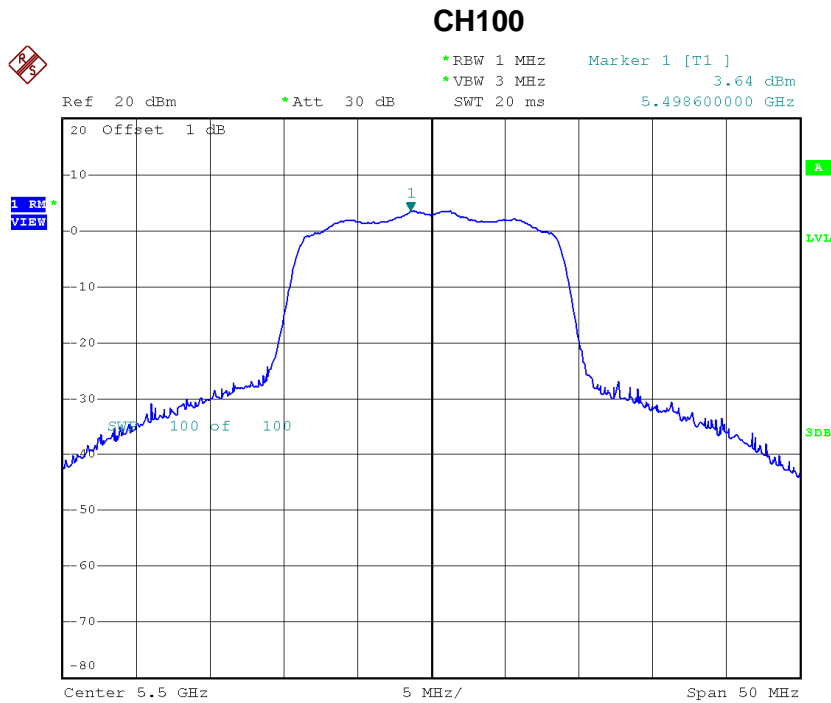
CH140



Date: 6.JAN.2015 14:12:33

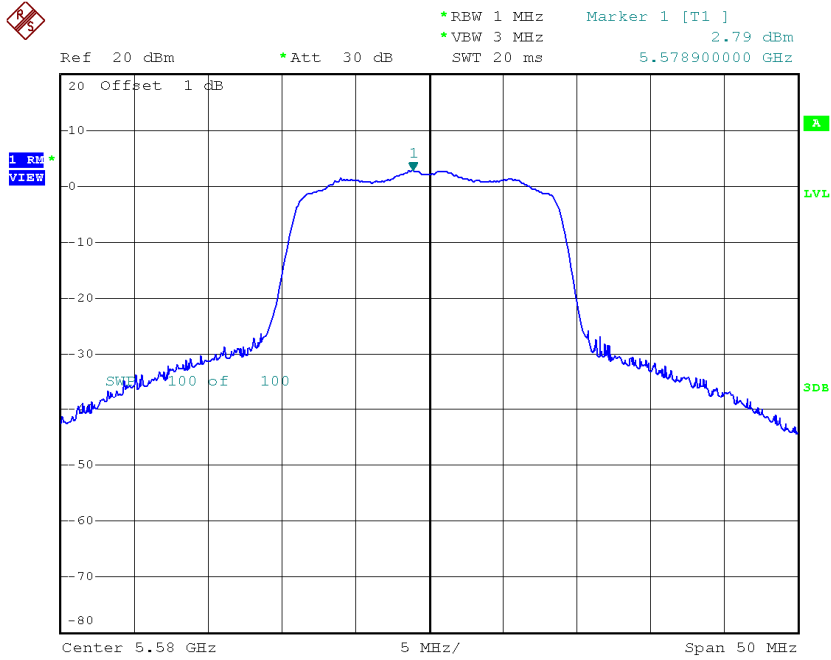
Test Mode: UNII-2C/TX N20 Mode_CH100/CH116/CH140

Channel	Frequency (MHz)	Power Density (dBm/MHz)	Duty Factor (dBm/MHz)	Power Density + Duty Factor (dBm/MHz)	Limit (dBm/MHz)
CH100	5500	3.64	0.08	3.72	11.00
CH116	5580	2.79	0.08	2.87	11.00
CH140	5700	1.95	0.08	2.03	11.00



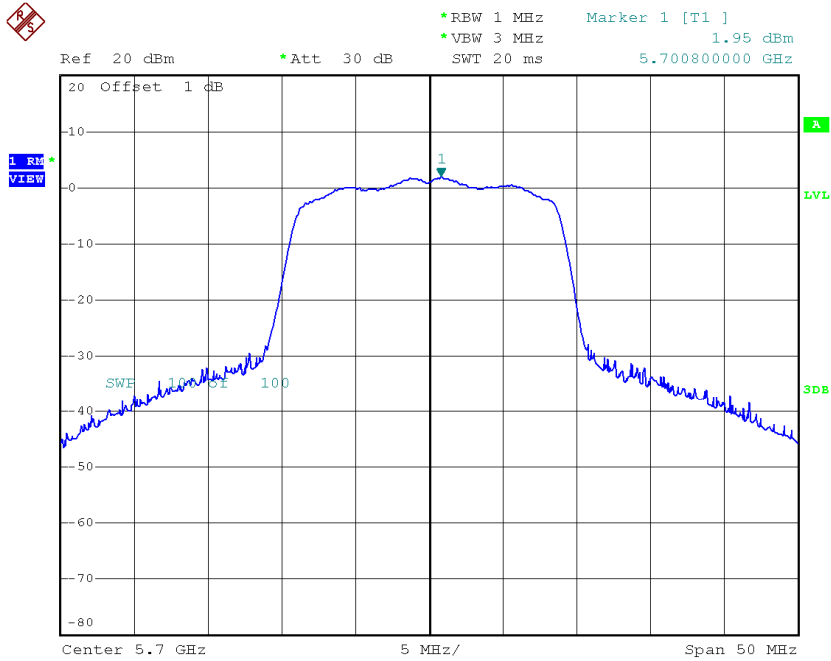
Date: 6.JAN.2015 14:19:37

CH116



Date: 6.JAN.2015 14:20:29

CH140

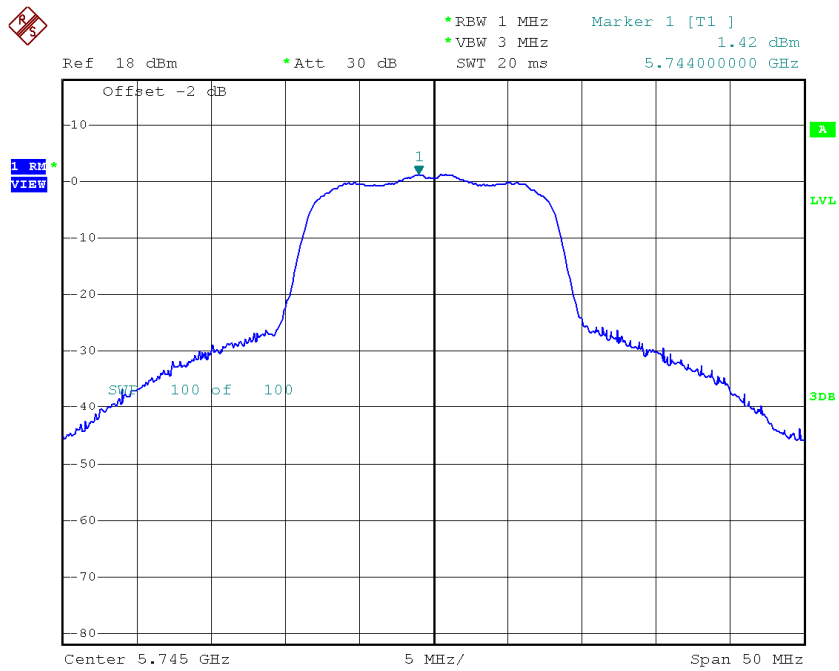


Date: 6.JAN.2015 14:21:02

Test Mode: UNII-3/TX A Mode_CH149/CH157/CH165

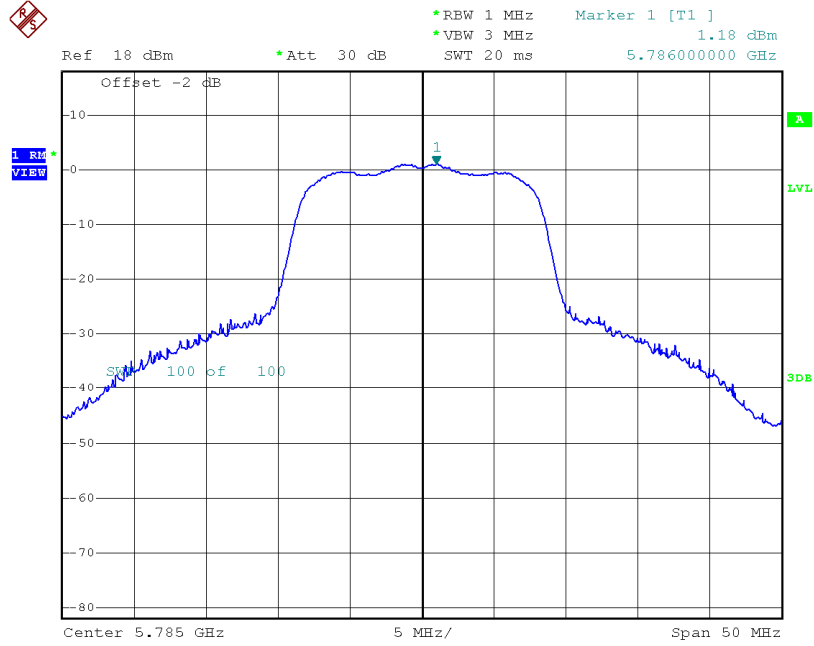
Channel	Frequency (MHz)	Power Density (dBm/MHz)	Duty Factor (dBm/MHz)	Power Density + Duty Factor (dBm/MHz)	Limit (dBm/MHz)
CH149	5745	1.42	0.08	1.50	30.00
CH157	5785	1.18	0.08	1.26	30.00
CH165	5825	0.65	0.08	0.73	30.00

TX CH149



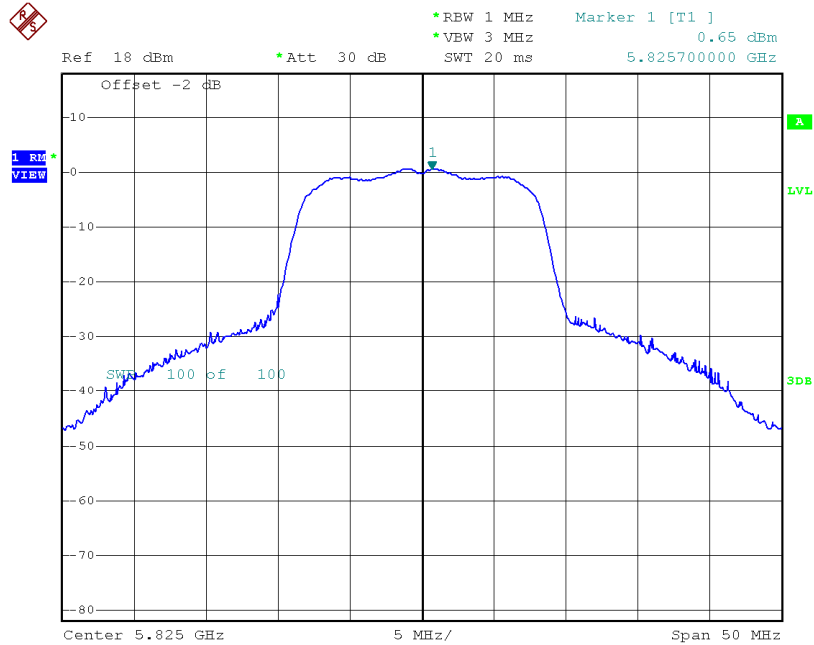
Date: 6.JAN.2015 14:13:15

TX CH157



Date: 6.JAN.2015 14:14:05

TX CH165

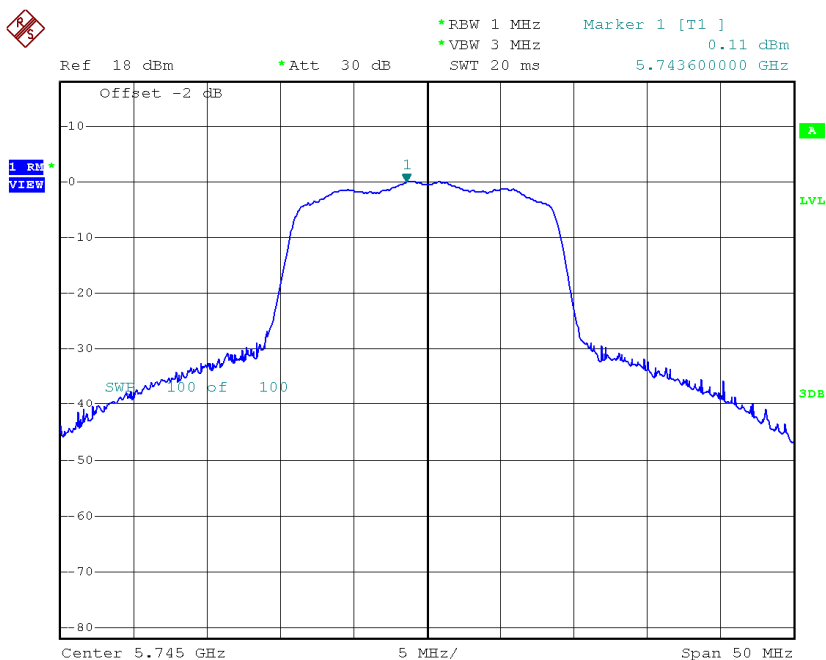


Date: 6.JAN.2015 14:14:49

Test Mode: UNII-3/ TX N20 Mode_CH149/CH157/CH165

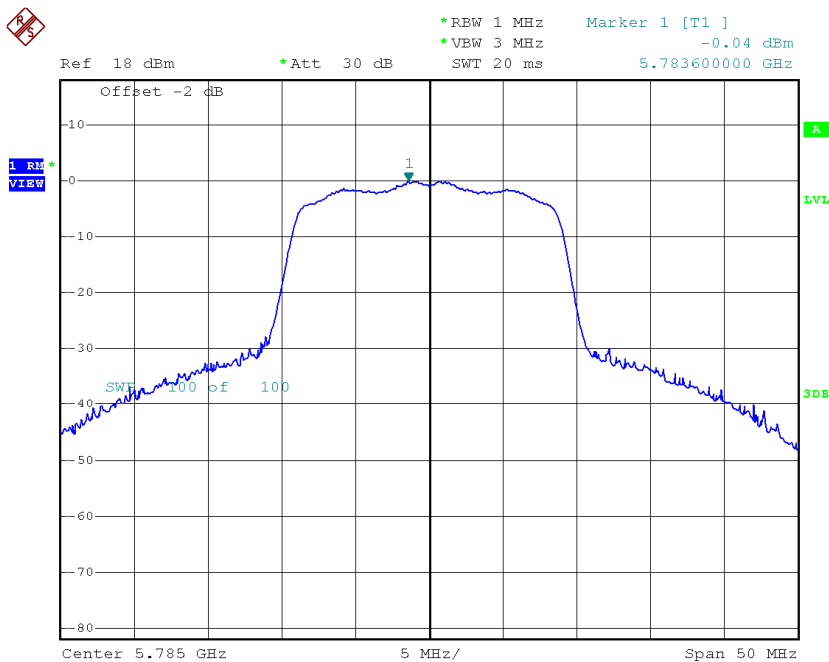
Channel	Frequency (MHz)	Power Density (dBm/MHz)	Duty Factor (dBm/MHz)	Power Density + Duty Factor (dBm/MHz)	Limit (dBm/MHz)
CH149	5745	0.11	0.08	0.19	30.00
CH157	5785	-0.04	0.08	0.04	30.00
CH165	5825	-0.38	0.08	-0.30	30.00

TX CH149



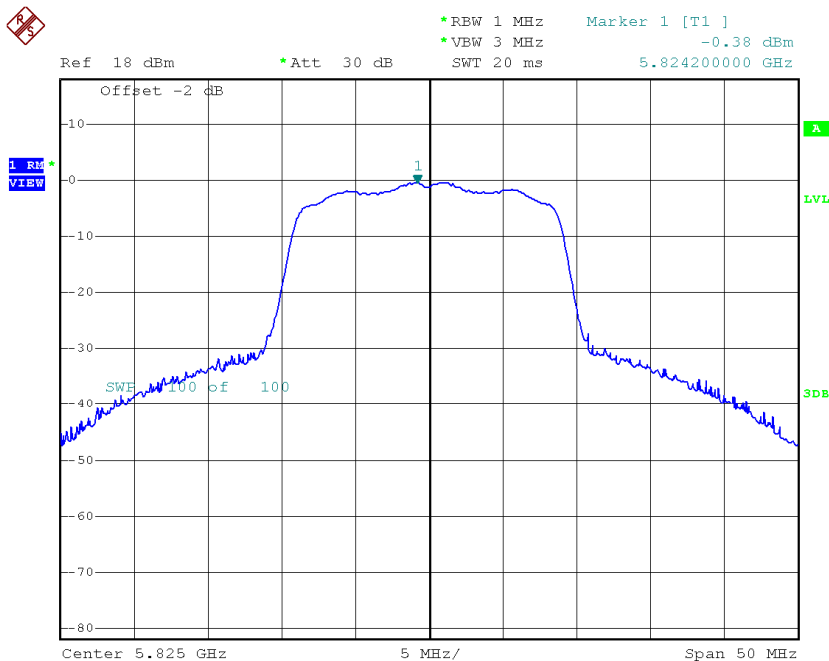
Date: 6.JAN.2015 14:21:49

TX CH157



Date: 6.JAN.2015 14:22:36

TX CH165



Date: 6.JAN.2015 14:23:19

ATTACHMENT I - FREQUENCY STABILITY

Test Mode:	UNII-1
-------------------	---------------

Voltage vs. Frequency Stability

Voltage	Measurement Frequency (MHz)
(V)	5180.0000
132	5179.980000
120	5179.980000
108	5180.010000
Max. Deviation (MHz)	0.0200
Max. Deviation (ppm)	3.8610

Temperature vs. Frequency Stability

Voltage	Measurement Frequency (MHz)
(°C)	5180.0000
-5	5179.9800
5	5179.9900
15	5180.0500
25	5180.0100
35	5179.9700
45	5180.0600
50	5180.0300
Max. Deviation (MHz)	0.0600
Max. Deviation (ppm)	11.5830

Test Mode:	UNII-2A
-------------------	----------------

Voltage vs. Frequency Stability

Voltage	Measurement Frequency (MHz)
(V)	5260.0000
132	5260.0800
120	5260.0300
108	5259.9800
Max. Deviation (MHz)	0.0800
Max. Deviation (ppm)	15.2091

Temperature vs. Frequency Stability

Voltage	Measurement Frequency (MHz)
(°C)	5260.0000
10	5260.0200
15	5260.0500
20	5260.0100
25	5260.0300
30	5259.9600
35	5260.0400
40	5260.0100
Max. Deviation (MHz)	0.0500
Max. Deviation (ppm)	9.5057

Test Mode:	UNII-2C
-------------------	----------------

Voltage vs. Frequency Stability

Voltage	Measurement Frequency (MHz)
(V)	5500.0000
132	5499.9800
120	5500.0200
108	5500.0100
Max. Deviation (MHz)	0.0200
Max. Deviation (ppm)	3.6364

Temperature vs. Frequency Stability

Voltage	Measurement Frequency (MHz)
(°C)	5500.0000
10	5500.0300
15	5499.9200
20	5499.9100
25	5499.9600
30	5499.9300
35	5499.9800
40	5500.0100
Max. Deviation (MHz)	0.0900
Max. Deviation (ppm)	16.3636

Test Mode:	UNII-3
-------------------	---------------

Voltage vs. Frequency Stability

Voltage	Measurement Frequency (MHz)
(V)	5745.0000
132	5745.0300
120	5745.0100
108	5744.9700
Max. Deviation (MHz)	0.0300
Max. Deviation (ppm)	5.2219

Temperature vs. Frequency Stability

Voltage	Measurement Frequency (MHz)
(°C)	5745.0000
10	5745.0300
15	5744.9300
20	5744.9200
25	5744.9900
30	5745.0300
35	5745.0400
40	5744.9600
Max. Deviation (MHz)	0.0800
Max. Deviation (ppm)	13.9252