Test specification:	Plane_Body_Middle_HT20_2437_Back Touch			
Environ Conditions:	Temp(oC):	21.6	Result:	Pass
	Humidity(%):	43.1		
	Atmospheric(mPa):	1028.6		
Mains Power:	N/A			
Test Date:	07/06/2017			
Tested by:	Arthur Tie			
Remarks:				

Frequency (MHz)	2437.000000
Relative permittivity (real part)	52.72
Conductivity (S/m)	1.94
Transmission Duty Factor	1.0
Probe SN	2715_EPGO259
Conversion Factor (dB)	3.26
Area Scan Resolution	8 mm
Zoom Scan Resolution	dx=5mm, dy=5mm, dz=5mm
Zoom Scan Size	30x30x34 mm
Measurement Drifts (%)	2.21
Highest Extrapolated SAR (W/Kg)	0.3859
SAR 1g (W/Kg)	0.1688
Peak SAR Location	5mm(x),72mm(y),4mm(z)

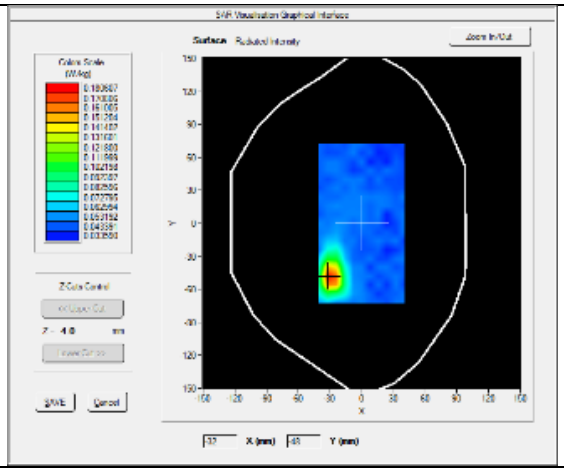

SURFACE SAR

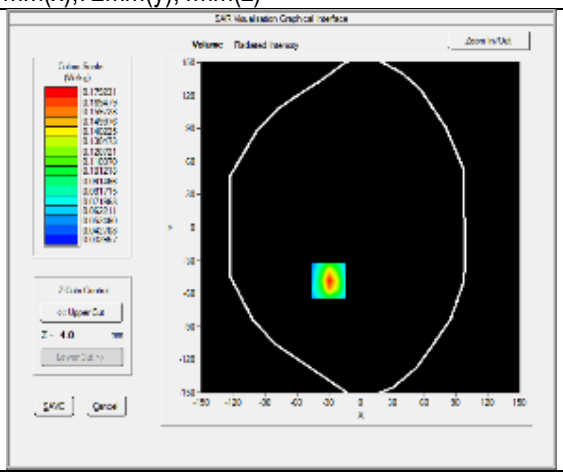

VOLUME SAR

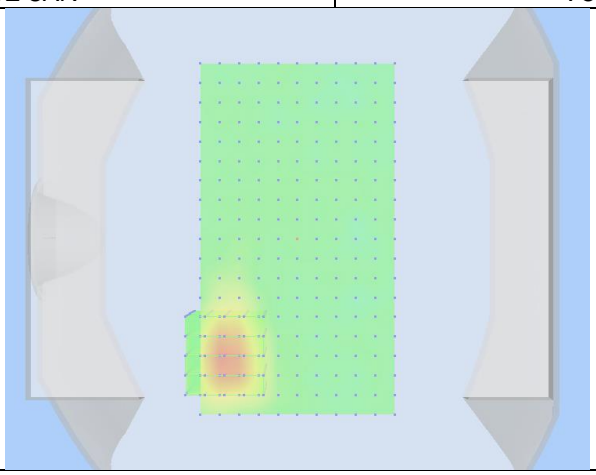

3D View Plot

Test specification:	Plane_Body_High_HT20_2462_Back Touch			
Environ Conditions:	Temp(oC):	21.6	Result:	Pass
	Humidity(%):	43.1		
	Atmospheric(mPa):	1028.6		
Mains Power:	N/A			
Test Date:	07/06/2017			
Tested by:	Arthur Tie			
Remarks:				

Frequency (MHz)	2462.000000
Relative permittivity (real part)	52.75
Conductivity (S/m)	1.91
Transmission Duty Factor	1.0
Probe SN	2715_EPGO259
Conversion Factor (dB)	3.26
Area Scan Resolution	8 mm
Zoom Scan Resolution	dx=5mm, dy=5mm, dz=5mm
Zoom Scan Size	30x30x34 mm
Measurement Drifts (%)	0.59
Highest Extrapolated SAR (W/Kg)	0.1904
SAR 1g (W/Kg)	0.1560
Peak SAR Location	5mm(x),-64mm(y),4mm(z)

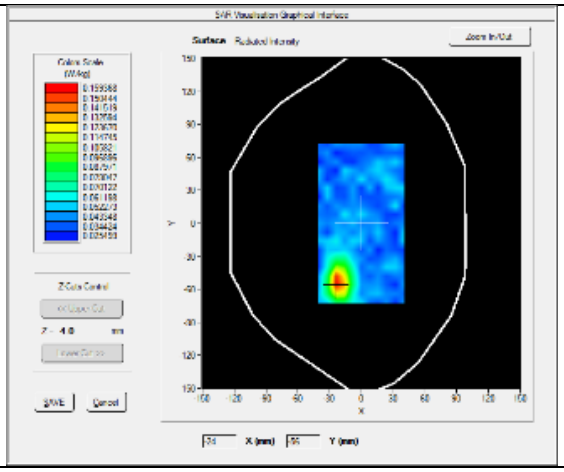

SURFACE SAR

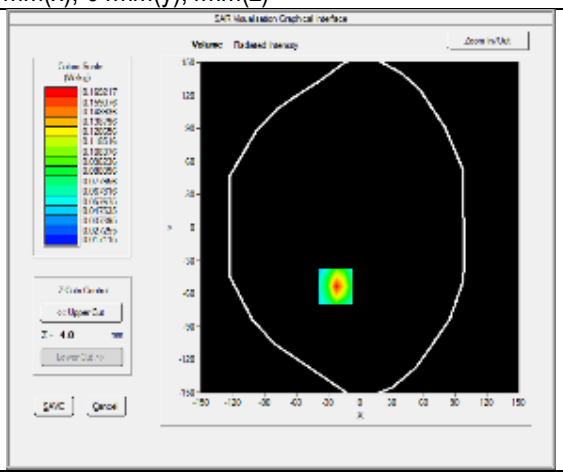

VOLUME SAR

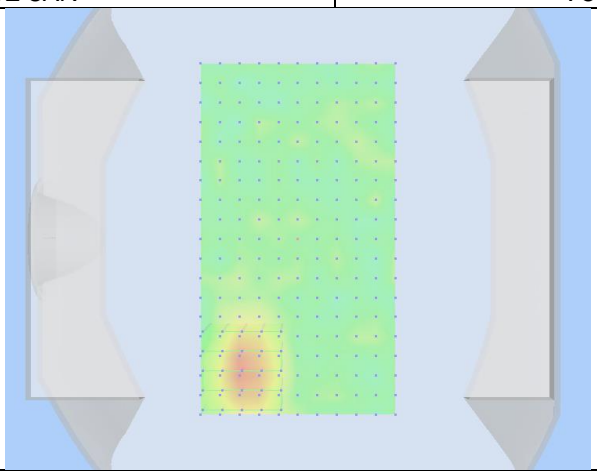

3D View Plot

Test specification:	Plane_Body_Middle_HT20_2437_Left Touch			
Environ Conditions:	Temp(oC):	21.6	Result:	Pass
	Humidity(%):	43.1		
	Atmospheric(mPa):	1028.6		
Mains Power:	N/A			
Test Date:	07/06/2017			
Tested by:	Arthur Tie			
Remarks:				

Frequency (MHz)	2437.000000
Relative permittivity (real part)	52.72
Conductivity (S/m)	1.94
Transmission Duty Factor	1.0
Probe SN	2715_EPGO259
Conversion Factor (dB)	3.26
Area Scan Resolution	8 mm
Zoom Scan Resolution	dx=5mm, dy=5mm, dz=5mm
Zoom Scan Size	30x30x34 mm
Measurement Drifts (%)	-0.82
Highest Extrapolated SAR (W/Kg)	0.3323
SAR 1g (W/Kg)	0.1230
Peak SAR Location	5mm(x),-64mm(y),4mm(z)

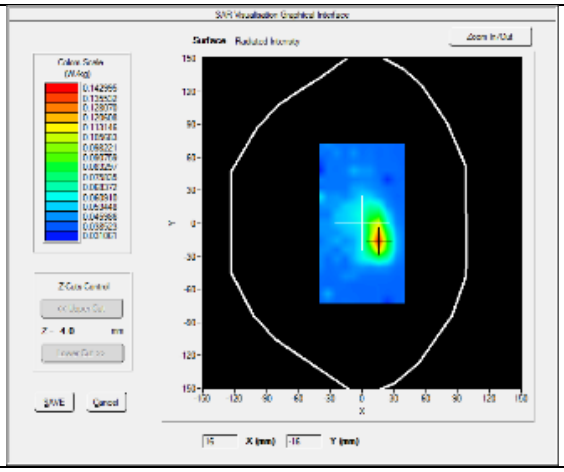

SURFACE SAR

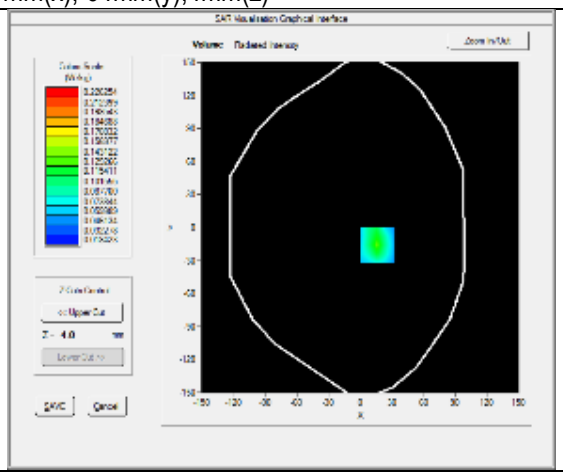

VOLUME SAR

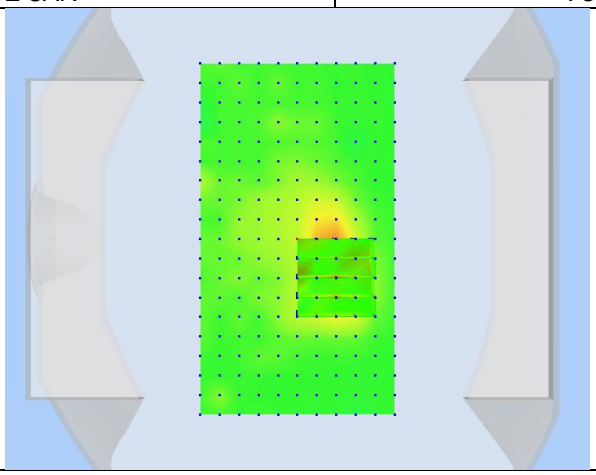

3D View Plot

Test specification:	Plane_Body_Middle_HT40_2437_Back Touch			
Environ Conditions:	Temp(oC):	21.6	Result:	Pass
	Humidity(%):	43.1		
	Atmospheric(mPa):	1028.6		
Mains Power:	N/A			
Test Date:	07/06/2017			
Tested by:	Arthur Tie			
Remarks:				

Frequency (MHz)	2437.000000
Relative permittivity (real part)	52.68
Conductivity (S/m)	1.97
Transmission Duty Factor	1.0
Probe SN	2715_EPGO259
Conversion Factor (dB)	3.26
Area Scan Resolution	8 mm
Zoom Scan Resolution	dx=5mm, dy=5mm, dz=5mm
Zoom Scan Size	30x30x34 mm
Measurement Drifts (%)	-3.82
Highest Extrapolated SAR (W/Kg)	0.2207
SAR 1g (W/Kg)	0.1255
Peak SAR Location	5mm(x),-64mm(y),4mm(z)

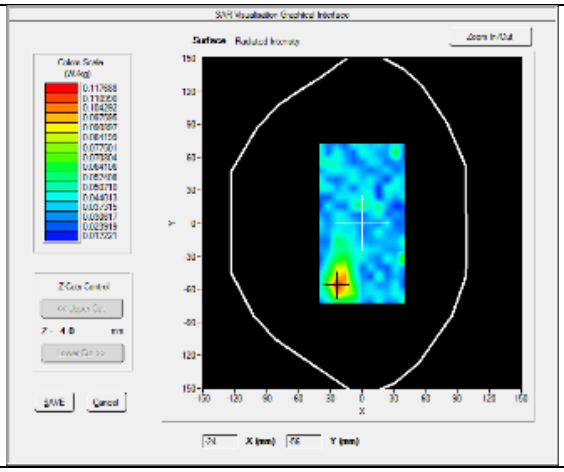

SURFACE SAR

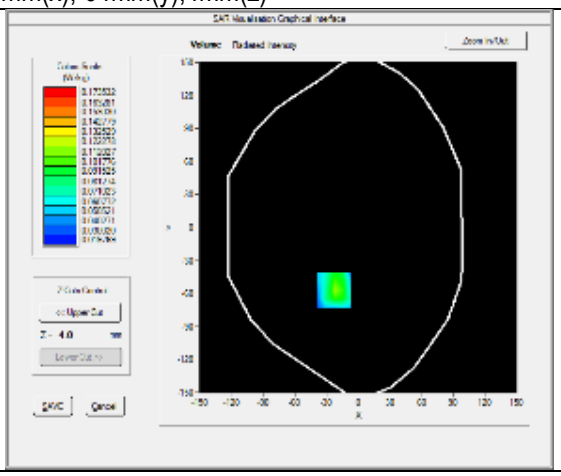

VOLUME SAR

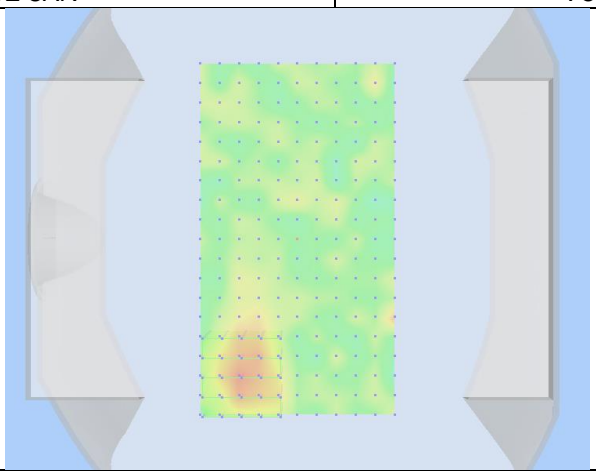

3D View Plot

Test specification:	Plane_Body_Middle_HT40_2437_Left Touch			
Environ Conditions:	Temp(oC):	21.6	Result:	Pass
	Humidity(%):	43.1		
	Atmospheric(mPa):	1028.6		
Mains Power:	N/A			
Test Date:	07/06/2017			
Tested by:	Arthur Tie			
Remarks:				

Frequency (MHz)	2437.000000
Relative permittivity (real part)	52.72
Conductivity (S/m)	1.94
Transmission Duty Factor	1.0
Probe SN	2715_EPGO259
Conversion Factor (dB)	3.26
Area Scan Resolution	8 mm
Zoom Scan Resolution	dx=5mm, dy=5mm, dz=5mm
Zoom Scan Size	30x30x34 mm
Measurement Drifts (%)	-3.26
Highest Extrapolated SAR (W/Kg)	0.3864
SAR 1g (W/Kg)	0.1120
Peak SAR Location	21mm(x),-80mm(y),4mm(z)

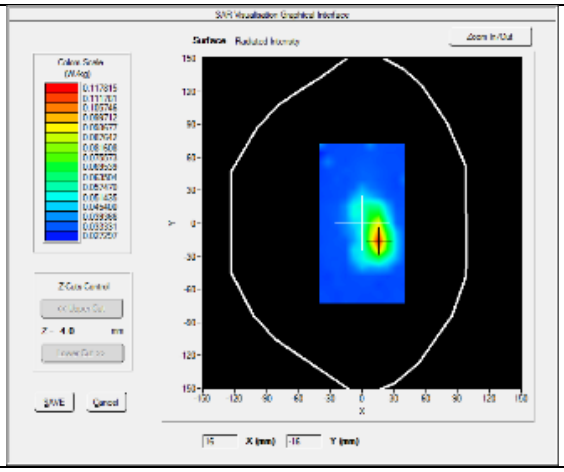

SURFACE SAR

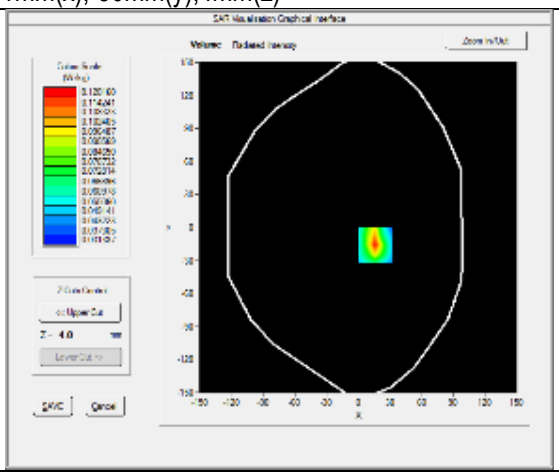

VOLUME SAR

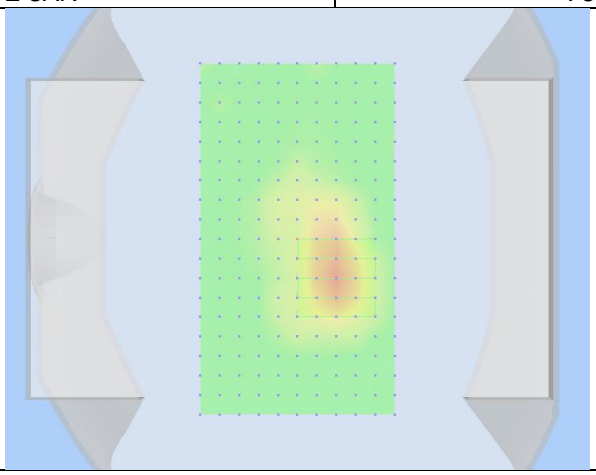

3D View Plot

802.11-a/n/ac 5G

Test specification:	Plane_Body_Low_802.11a_5180_Back Touch			
Environ Conditions:	Temp(oC):	22.1	Result:	Pass
	Humidity (%):	46		
	Atmospheric(mPa):	1157.5		
Mains Power:	N/A			
Test Date:	07/06/2017			
Tested by:	Arthur Tie			
Remarks:				

Frequency (MHz)	5180.000000
Relative permittivity (real part)	46.27
Conductivity (S/m)	5.55
Transmission Duty Factor	1.0
Probe SN	2715_EPGO259
Conversion Factor (dB)	3.01
Area Scan Resolution	8 mm
Zoom Scan Resolution	dx=4mm, dy=4mm, dz=2mm
Zoom Scan Size	24x24x24 mm
Measurement Drifts (%)	-0.60
Highest Extrapolated SAR (W/Kg)	0.9939
SAR 1g (W/Kg)	0.5619
Peak SAR Location	21mm(x),-64mm(y),2mm(z)

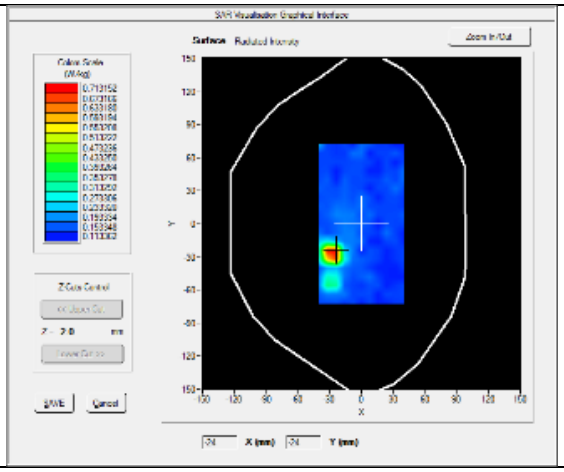

SURFACE SAR

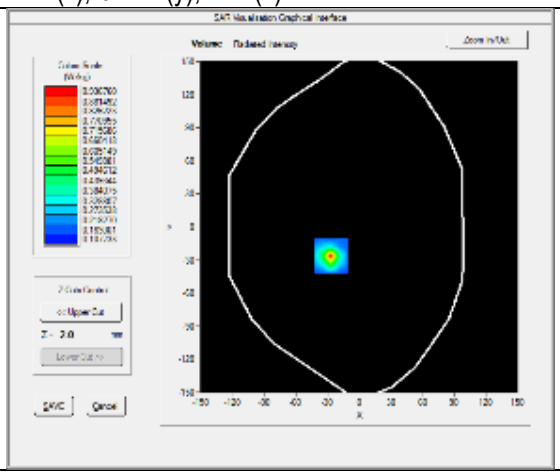

VOLUME SAR

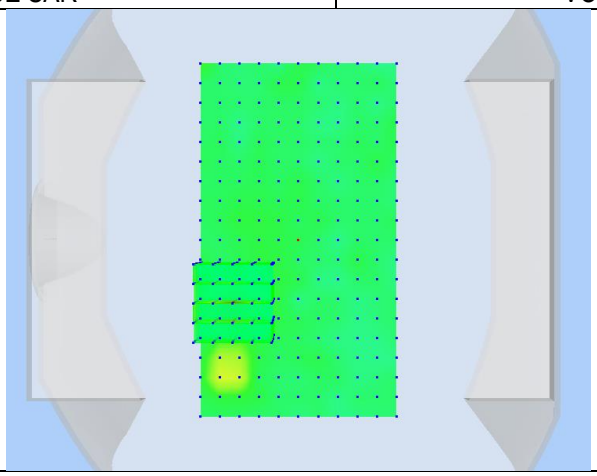

3D View Plot

Test specification:	Plane_Body_Middle_802.11a_5200_Back Touch			
Environ Conditions:	Temp(oC):	22.1	Result:	Pass
	Humidity (%):	46		
	Atmospheric(mPa):	1157.5		
Mains Power:	N/A			
Test Date:	07/06/2017			
Tested by:	Arthur Tie			
Remarks:				

Frequency (MHz)	5200.000000
Relative permittivity (real part)	46.18
Conductivity (S/m)	5.56
Transmission Duty Factor	1.0
Probe SN	2715_EPGO259
Conversion Factor (dB)	3.01
Area Scan Resolution	8 mm
Zoom Scan Resolution	dx=4mm, dy=4mm, dz=2mm
Zoom Scan Size	24x24x24 mm
Measurement Drifts (%)	3.40
Highest Extrapolated SAR (W/Kg)	0.6690
SAR 1g (W/Kg)	0.5533
Peak SAR Location	-3mm(x),32mm(y),2mm(z)

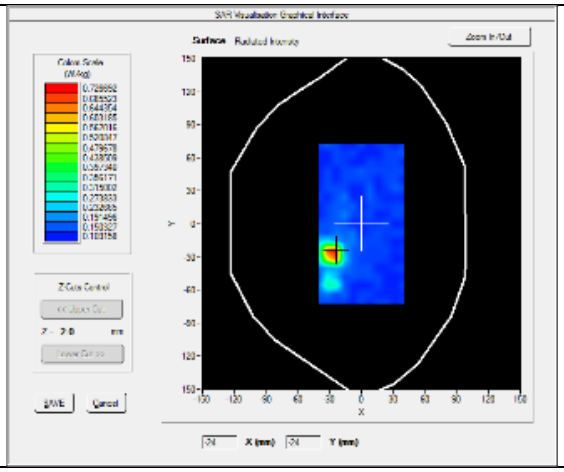

SURFACE SAR

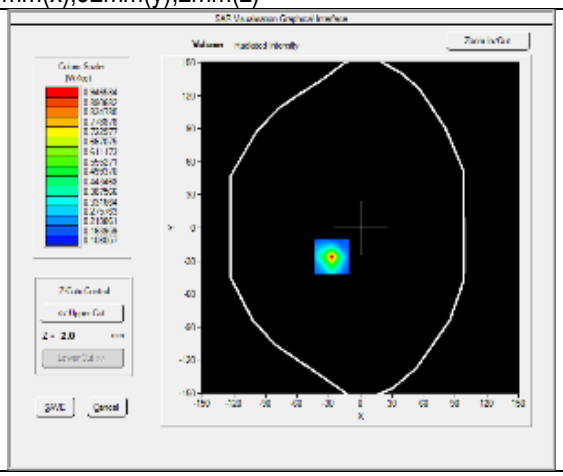

VOLUME SAR

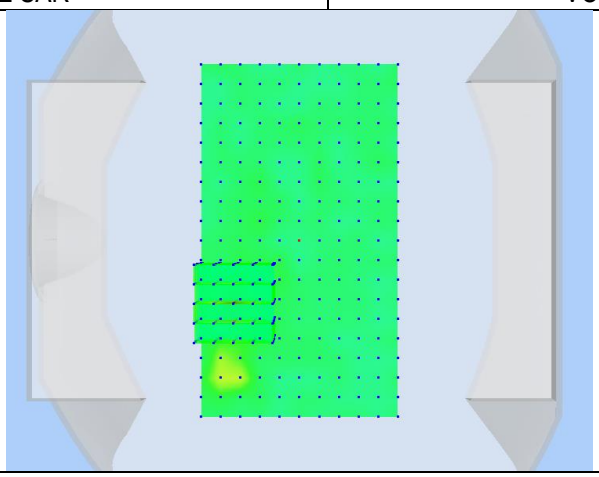

3D View Plot

Test specification:	Plane_Body_High_802.11a_5240_Back Touch			
Environ Conditions:	Temp(oC):	21.7	Result:	Pass
	Humidity (%):	45		
	Atmospheric(mPa):	1193.1		
Mains Power:	N/A			
Test Date:	07/11/2017			
Tested by:	Arthur Tie			
Remarks:				

Frequency (MHz)	5240.000000
Relative permittivity (real part)	46.18
Conductivity (S/m)	5.56
Transmission Duty Factor	1.0
Probe SN	2715_EPGO259
Conversion Factor (dB)	3.01
Area Scan Resolution	8 mm
Zoom Scan Resolution	dx=4mm, dy=4mm, dz=2mm
Zoom Scan Size	24x24x24 mm
Measurement Drifts (%)	1.44
Highest Extrapolated SAR (W/Kg)	0.7365
SAR 1g (W/Kg)	0.5681
Peak SAR Location	-27mm(x),-104mm(y),2mm(z)

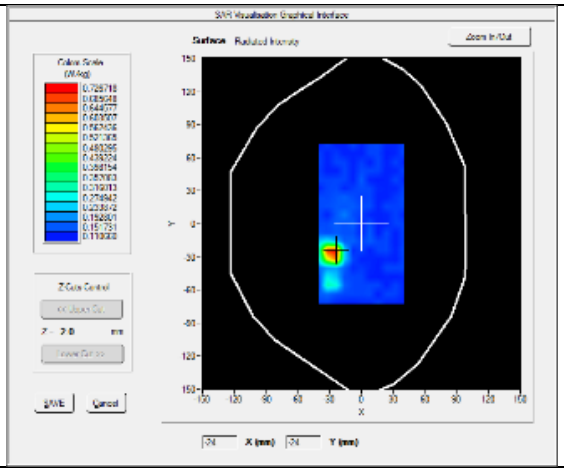

SURFACE SAR

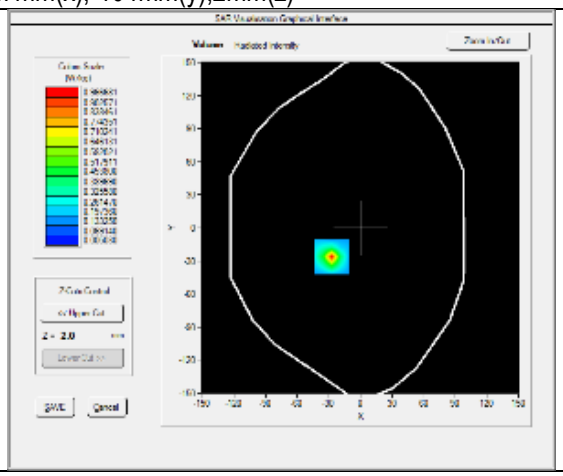

VOLUME SAR

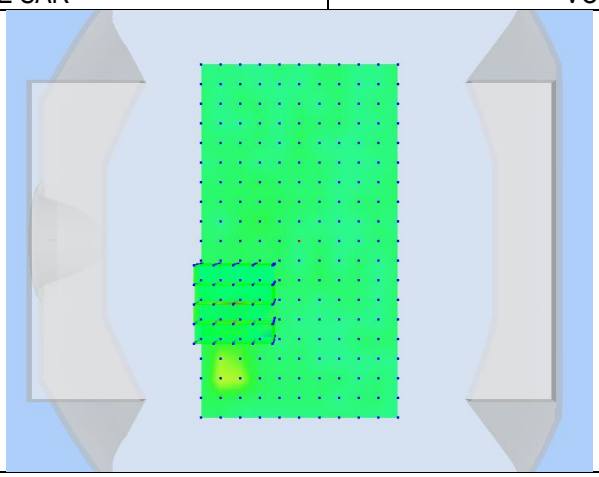

3D View Plot

Test specification:	Plane_Body_Middle_802.11a_5180_Left Touch			
Environ Conditions:	Temp(oC):	22.3	Result:	Pass
	Humidity (%):	49		
	Atmospheric(mPa):	1201.6		
Mains Power:	N/A			
Test Date:	07/11/2017			
Tested by:	Arthur Tie			
Remarks:				

Frequency (MHz)	5180.000000
Relative permittivity (real part)	46.18
Conductivity (S/m)	5.56
Transmission Duty Factor	1.0
Probe SN	2715_EPGO259
Conversion Factor (dB)	3.01
Area Scan Resolution	8 mm
Zoom Scan Resolution	dx=4mm, dy=4mm, dz=2mm
Zoom Scan Size	24x24x24 mm
Measurement Drifts (%)	4.28
Highest Extrapolated SAR (W/Kg)	0.6684
SAR 1g (W/Kg)	0.4693
Peak SAR Location	-35mm(x),80mm(y),2mm(z)

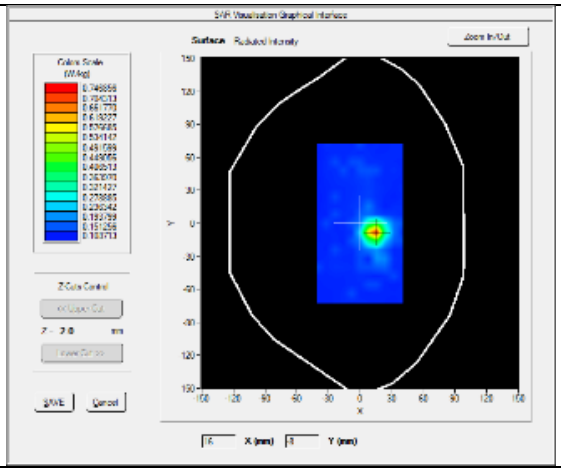

SURFACE SAR

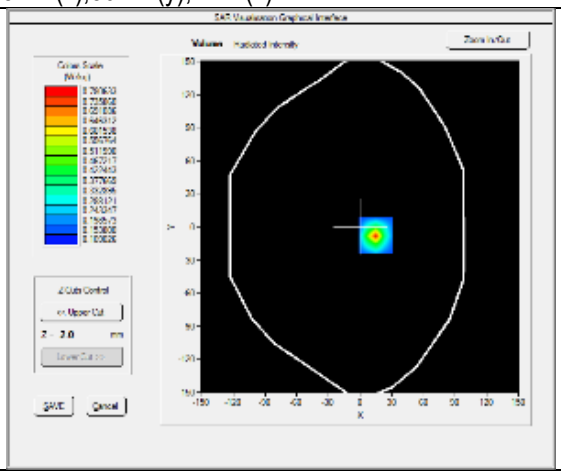

VOLUME SAR

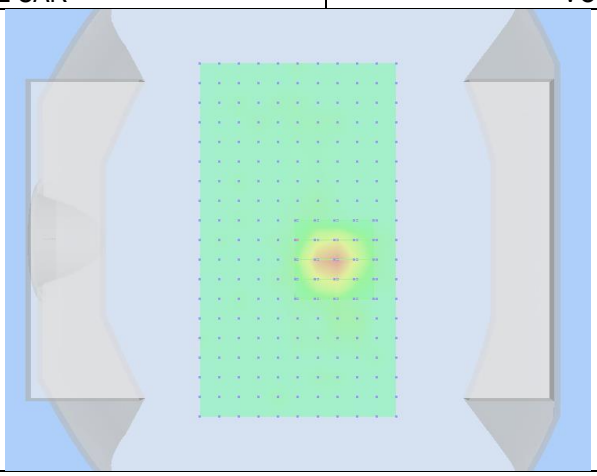

3D View Plot

Test specification:	Plane_Body_Middle_802.11a_5200_Left Touch			
Environ Conditions:	Temp(oC):	22.3	Result:	Pass
	Humidity (%):	49		
	Atmospheric(mPa):	1201.6		
Mains Power:	N/A			
Test Date:	07/11/2017			
Tested by:	Arthur Tie			
Remarks:				

Frequency (MHz)	5200.000000
Relative permittivity (real part)	46.18
Conductivity (S/m)	5.56
Transmission Duty Factor	1.0
Probe SN	2715_EPGO259
Conversion Factor (dB)	3.01
Area Scan Resolution	8 mm
Zoom Scan Resolution	dx=4mm, dy=4mm, dz=2mm
Zoom Scan Size	24x24x24 mm
Measurement Drifts (%)	4.28
Highest Extrapolated SAR (W/Kg)	0.6684
SAR 1g (W/Kg)	0.4947
Peak SAR Location	-35mm(x),80mm(y),2mm(z)

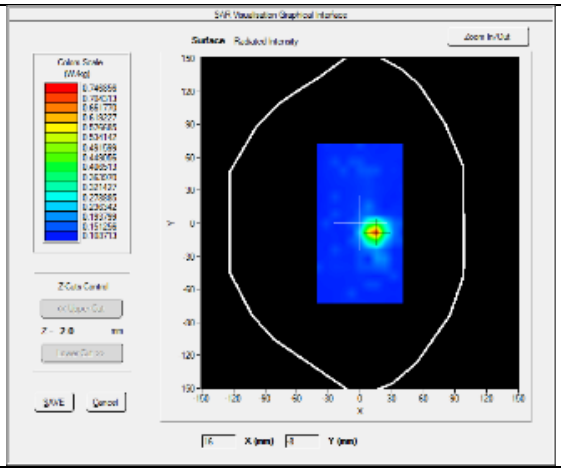

SURFACE SAR

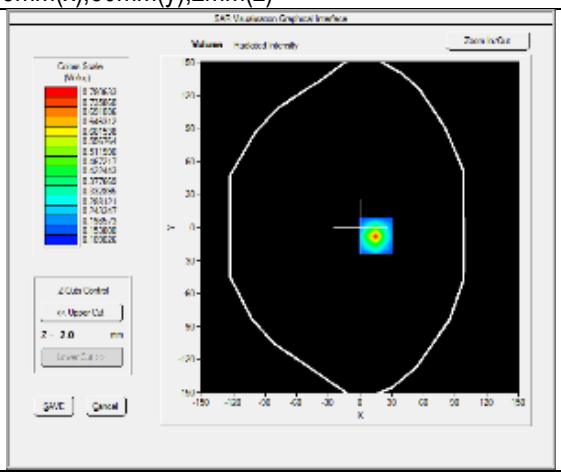

VOLUME SAR

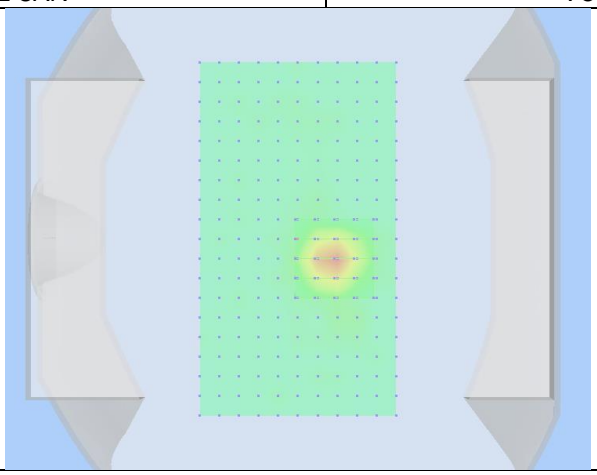

3D View Plot

Test specification:	Plane_Body_Middle_802.11a_5240_Left Touch			
Environ Conditions:	Temp(oC):	22.3	Result:	Pass
	Humidity (%):	49		
	Atmospheric(mPa):	1201.6		
Mains Power:	N/A			
Test Date:	07/11/2017			
Tested by:	Arthur Tie			
Remarks:				

Frequency (MHz)	5240.000000
Relative permittivity (real part)	46.18
Conductivity (S/m)	5.56
Transmission Duty Factor	1.0
Probe SN	2715_EPGO259
Conversion Factor (dB)	3.01
Area Scan Resolution	8 mm
Zoom Scan Resolution	dx=4mm, dy=4mm, dz=2mm
Zoom Scan Size	24x24x24 mm
Measurement Drifts (%)	4.28
Highest Extrapolated SAR (W/Kg)	0.7684
SAR 1g (W/Kg)	0.4581
Peak SAR Location	-35mm(x),80mm(y),2mm(z)

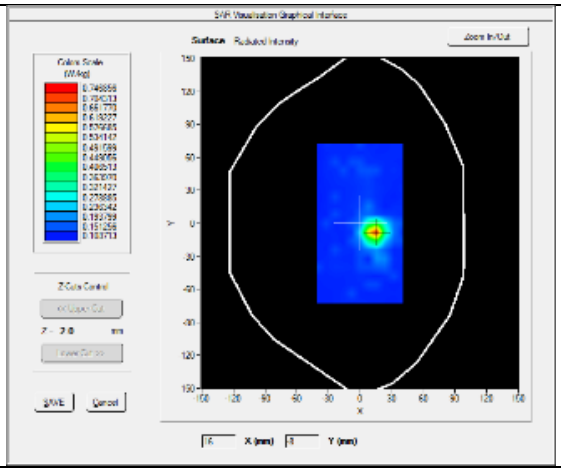

SURFACE SAR

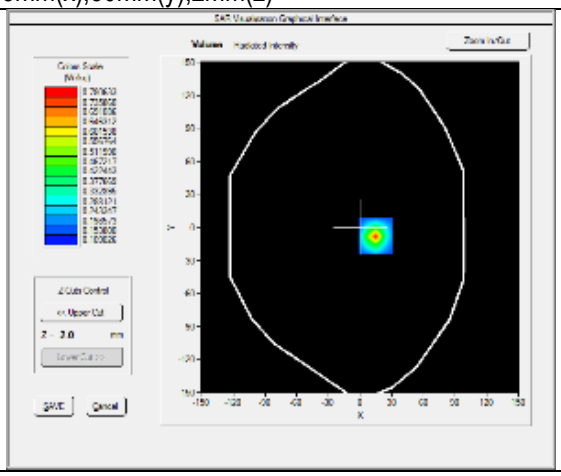

VOLUME SAR

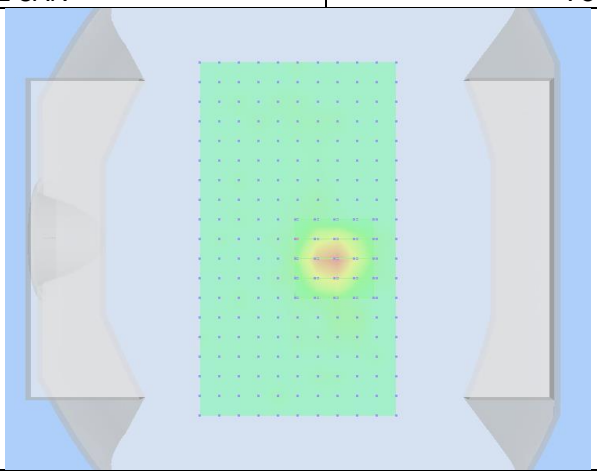

3D View Plot

Test specification:	Plane_Body_Low_802.11a_5260_Back Touch			
Environ Conditions:	Temp(oC):	21.3	Result:	Pass
	Humidity(%):	48		
	Atmospheric(mPa):	1102.2		
Mains Power:	N/A			
Test Date:	07/12/2017			
Tested by:	Arthur Tie			
Remarks:				

Frequency (MHz)	5260.000000
Relative permittivity (real part)	46.12
Conductivity (S/m)	5.63
Transmission Duty Factor	1.0
Probe SN	2715_EPGO259
Conversion Factor (dB)	3.01
Area Scan Resolution	8 mm
Zoom Scan Resolution	dx=4mm, dy=4mm, dz=2mm
Zoom Scan Size	24x24x24 mm
Measurement Drifts (%)	3.09
Highest Extrapolated SAR (W/Kg)	1.1138
SAR 1g (W/Kg)	0.5412
Peak SAR Location	21mm(x),-64mm(y),2mm(z)

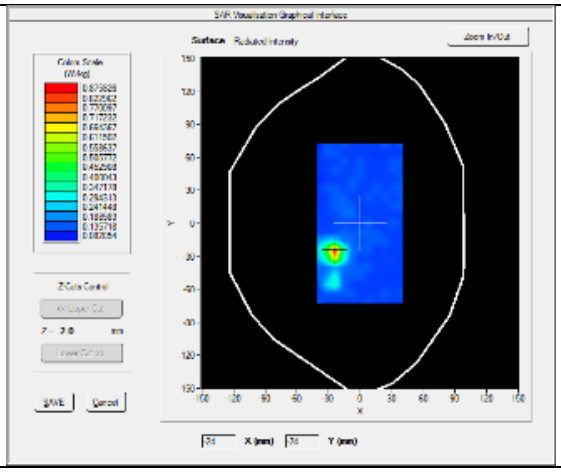

SURFACE SAR

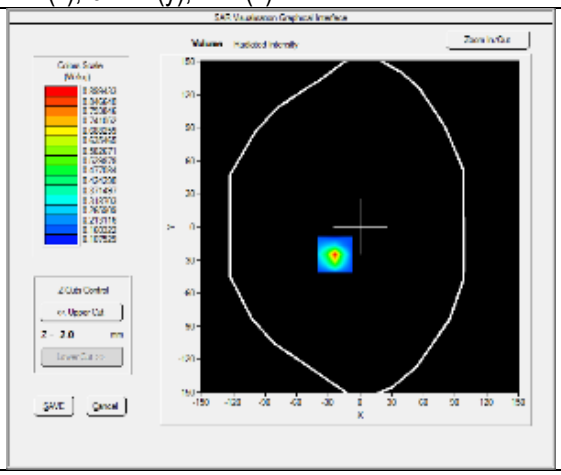

VOLUME SAR

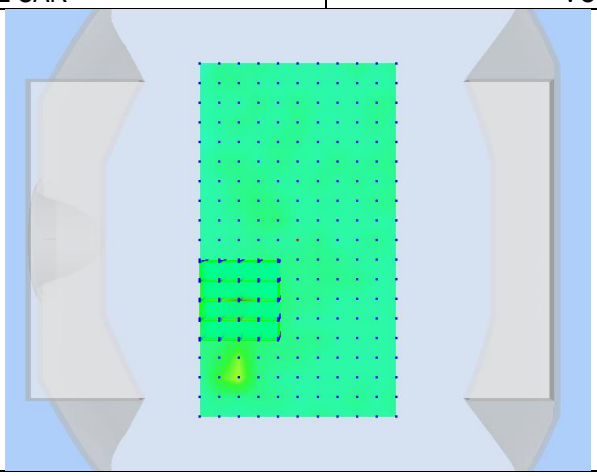

3D View Plot

Test specification:	Plane_Body_Middle_802.11a_5280_Back Touch			
Environ Conditions:	Temp(oC):	22.1	Result:	Pass
	Humidity(%):	46		
	Atmospheric(mPa):	1157.5		
Mains Power:	N/A			
Test Date:	07/06/2017			
Tested by:	Arthur Tie			
Remarks:				

Frequency (MHz)	5280.000000
Relative permittivity (real part)	46.09
Conductivity (S/m)	5.66
Transmission Duty Factor	1.0
Probe SN	2715_EPGO259
Conversion Factor (dB)	3.01
Area Scan Resolution	8 mm
Zoom Scan Resolution	dx=4mm, dy=4mm, dz=2mm
Zoom Scan Size	24x24x24 mm
Measurement Drifts (%)	2.31
Highest Extrapolated SAR (W/Kg)	1.1330
SAR 1g (W/Kg)	0.5229
Peak SAR Location	21mm(x),-64mm(y),2mm(z)

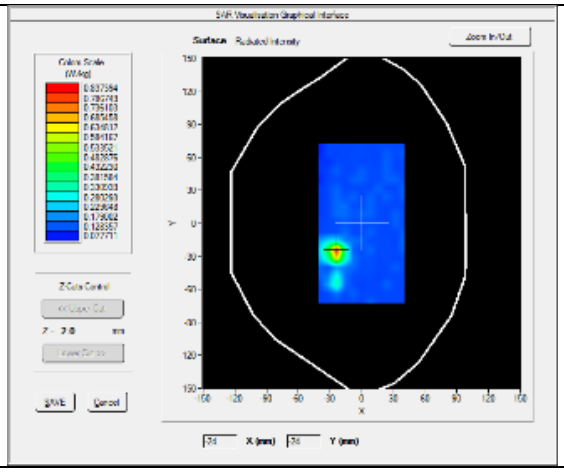

SURFACE SAR

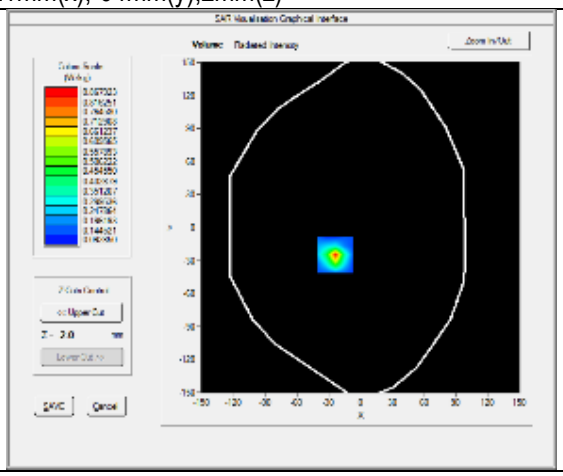

VOLUME SAR

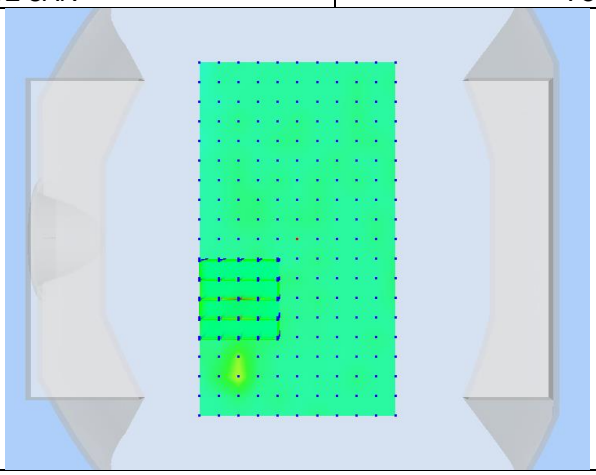

3D View Plot

Test specification:	Plane_Body_High_802.11a_5320_Back Touch			
Environ Conditions:	Temp(oC):	22.1	Result:	Pass
	Humidity(%):	46		
	Atmospheric(mPa):	1157.5		
Mains Power:	N/A			
Test Date:	07/06/2017			
Tested by:	Arthur Tie			
Remarks:				

Frequency (MHz)	5320.000000
Relative permittivity (real part)	46.03
Conductivity (S/m)	5.74
Transmission Duty Factor	1.0
Probe SN	2715_EPGO259
Conversion Factor (dB)	3.05
Area Scan Resolution	8 mm
Zoom Scan Resolution	dx=4mm, dy=4mm, dz=2mm
Zoom Scan Size	24x24x24 mm
Measurement Drifts (%)	1.85
Highest Extrapolated SAR (W/Kg)	1.1990
SAR 1g (W/Kg)	0.4860
Peak SAR Location	13mm(x),-56mm(y),2mm(z)

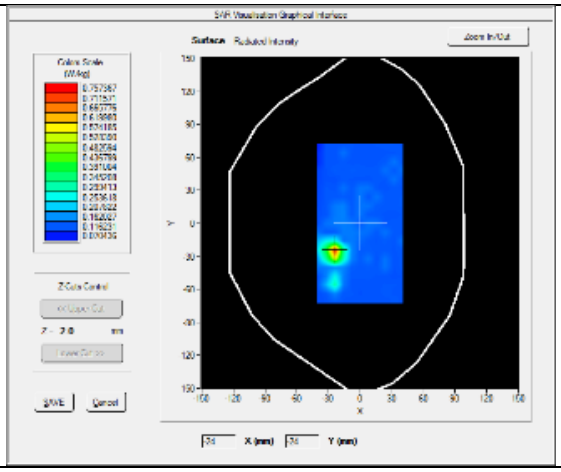

SURFACE SAR

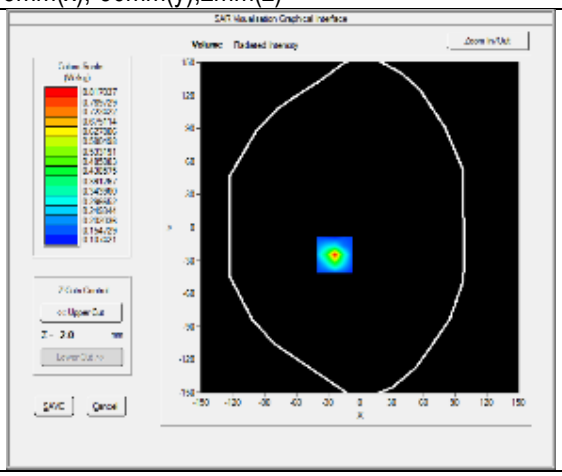

VOLUME SAR

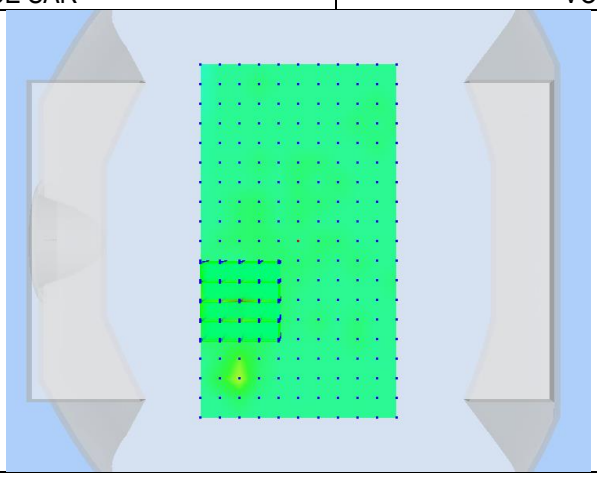

3D View Plot

Test specification:	Plane_Body_Middle_802.11a_5260_Left Touch			
Environ Conditions:	Temp(oC):	21.7	Result:	Pass
	Humidity(%):	45		
	Atmospheric(mPa):	1193.1		
Mains Power:	N/A			
Test Date:	07/11/2017			
Tested by:	Arthur Tie			
Remarks:				

Frequency (MHz)	5260.000000
Relative permittivity (real part)	46.03
Conductivity (S/m)	5.74
Transmission Duty Factor	1.0
Probe SN	2715_EPGO259
Conversion Factor (dB)	3.01
Area Scan Resolution	8 mm
Zoom Scan Resolution	dx=4mm, dy=4mm, dz=2mm
Zoom Scan Size	24x24x24 mm
Measurement Drifts (%)	0.29
Highest Extrapolated SAR (W/Kg)	0.7699
SAR 1g (W/Kg)	0.4297
Peak SAR Location	-3mm(x),-80mm(y),2mm(z)

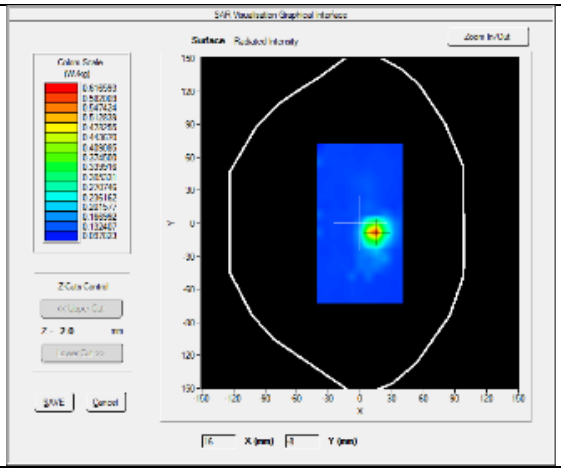

SURFACE SAR

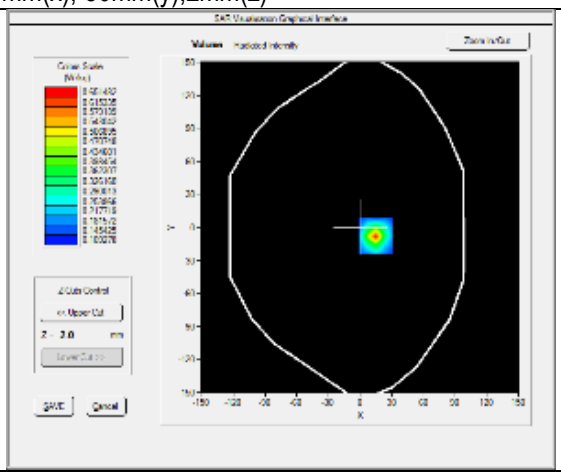

VOLUME SAR

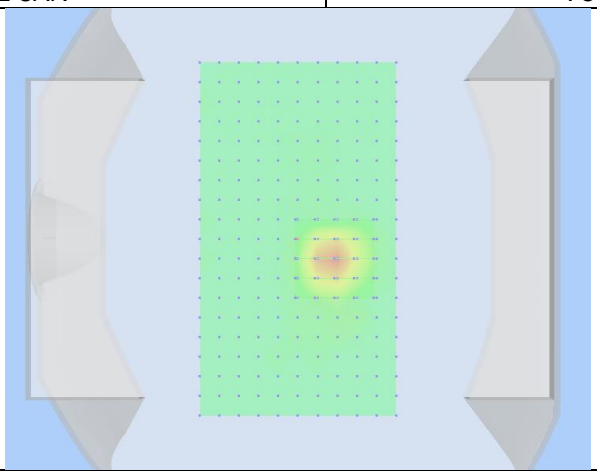

3D View Plot

Test specification:	Plane_Body_Middle_802.11a_5280_Left Touch			
Environ Conditions:	Temp(oC):	21.7	Result:	Pass
	Humidity(%):	45		
	Atmospheric(mPa):	1193.1		
Mains Power:	N/A			
Test Date:	07/11/2017			
Tested by:	Arthur Tie			
Remarks:				

Frequency (MHz)	5280.000000
Relative permittivity (real part)	46.03
Conductivity (S/m)	5.74
Transmission Duty Factor	1.0
Probe SN	2715_EPGO259
Conversion Factor (dB)	3.01
Area Scan Resolution	8 mm
Zoom Scan Resolution	dx=4mm, dy=4mm, dz=2mm
Zoom Scan Size	24x24x24 mm
Measurement Drifts (%)	0.29
Highest Extrapolated SAR (W/Kg)	0.7699
SAR 1g (W/Kg)	0.4244
Peak SAR Location	-3mm(x),-80mm(y),2mm(z)

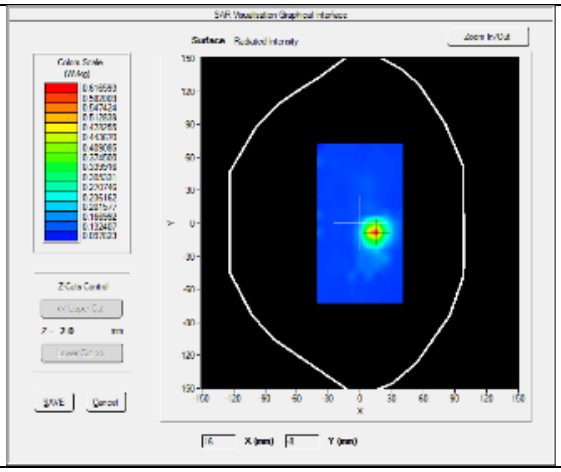

SURFACE SAR

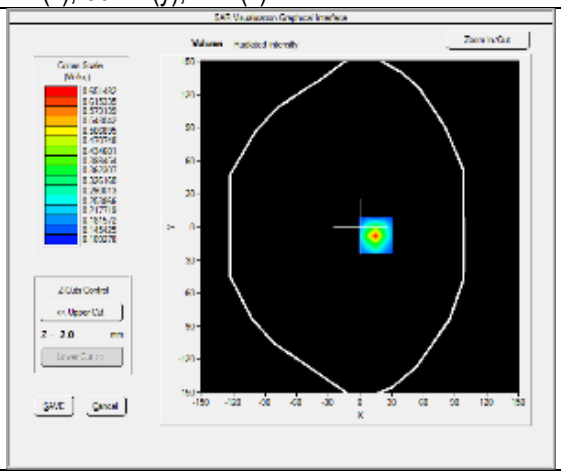

VOLUME SAR

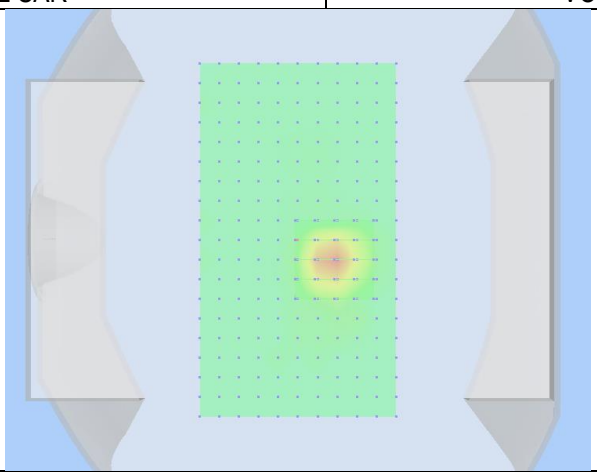

3D View Plot

Test specification:	Plane_Body_Middle_802.11a_5320_Left Touch			
Environ Conditions:	Temp(oC):	21.7	Result:	Pass
	Humidity(%):	45		
	Atmospheric(mPa):	1193.1		
Mains Power:	N/A			
Test Date:	07/11/2017			
Tested by:	Arthur Tie			
Remarks:				

Frequency (MHz)	5280.000000
Relative permittivity (real part)	46.03
Conductivity (S/m)	5.74
Transmission Duty Factor	1.0
Probe SN	2715_EPGO259
Conversion Factor (dB)	3.01
Area Scan Resolution	8 mm
Zoom Scan Resolution	dx=4mm, dy=4mm, dz=2mm
Zoom Scan Size	24x24x24 mm
Measurement Drifts (%)	0.29
Highest Extrapolated SAR (W/Kg)	0.8655
SAR 1g (W/Kg)	0.3809
Peak SAR Location	-3mm(x),-80mm(y),2mm(z)

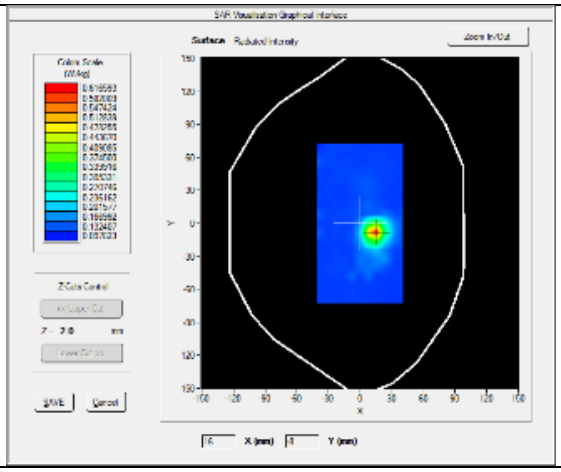

SURFACE SAR

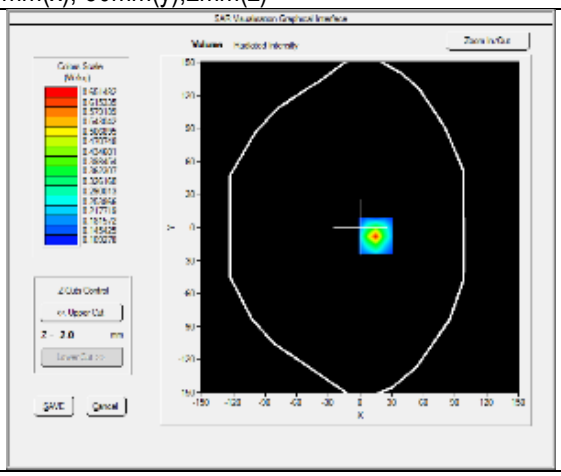

VOLUME SAR

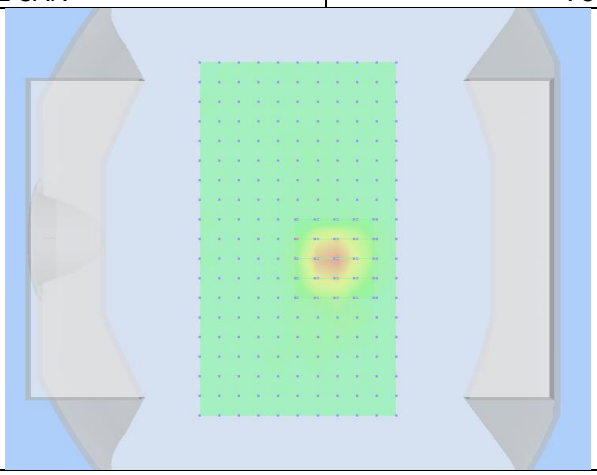

3D View Plot

Test specification:	Plane_Body_Low_802.11a_5500_Back Touch			
Environ Conditions:	Temp(oC):	22.3	Result:	Pass
	Humidity(%):	49		
	Atmospheric(mPa):	1201.6		
Mains Power:	N/A			
Test Date:	07/11/2017			
Tested by:	Arthur Tie			
Remarks:				

Frequency (MHz)	5500.000000
Relative permittivity (real part)	46.03
Conductivity (S/m)	5.74
Transmission Duty Factor	1.0
Probe SN	2715_EPGO259
Conversion Factor (dB)	3.05
Area Scan Resolution	8 mm
Zoom Scan Resolution	dx=4mm, dy=4mm, dz=2mm
Zoom Scan Size	24x24x24 mm
Measurement Drifts (%)	0.95
Highest Extrapolated SAR (W/Kg)	0.7298
SAR 1g (W/Kg)	0.5016
Peak SAR Location	5mm(x),-40mm(y),2mm(z)

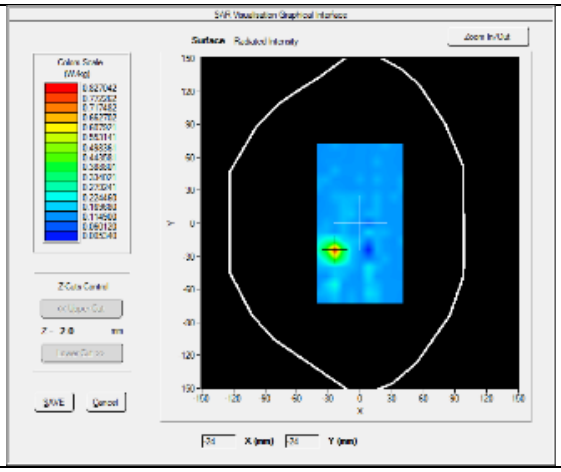

SURFACE SAR

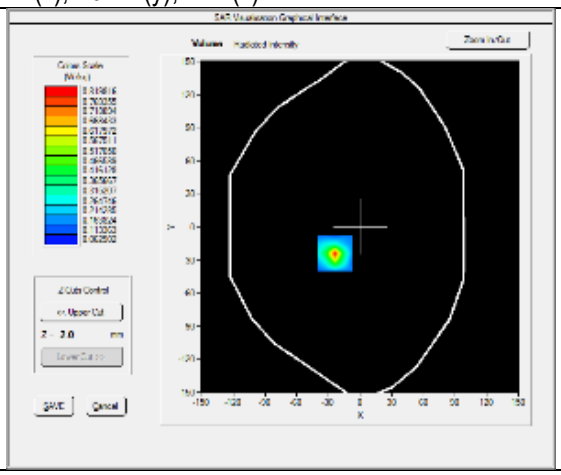

VOLUME SAR

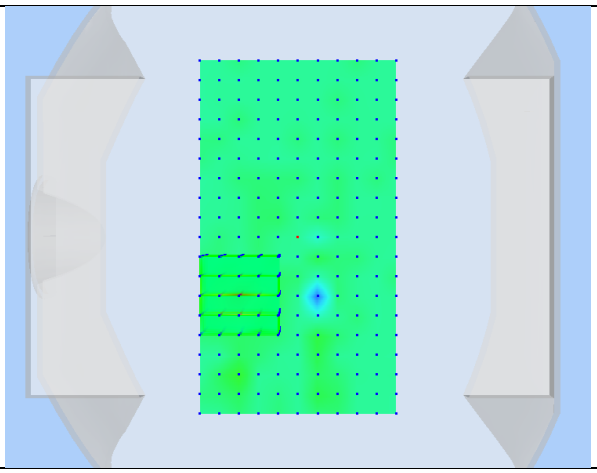

3D View Plot

Test specification:	Plane_Body_Middle_802.11a_5600_Back Touch			
Environ Conditions:	Temp(oC):	22.9	Result:	Pass
	Humidity (%):	50		
	Atmospheric(mPa):	1162.3		
Mains Power:	N/A			
Test Date:	09/22/2016			
Tested by:	Arthur Tie			
Remarks:				

Frequency (MHz)	5600.000000
Relative permittivity (real part)	45.96
Conductivity (S/m)	5.77
Transmission Duty Factor	1.0
Probe SN	2715_EPGO259
Conversion Factor (dB)	3.21
Area Scan Resolution	8 mm
Zoom Scan Resolution	dx=4mm, dy=4mm, dz=2mm
Zoom Scan Size	24x24x24 mm
Measurement Drifts (%)	3.34
Highest Extrapolated SAR (W/Kg)	1.3044
SAR 1g (W/Kg)	0.4730
Peak SAR Location	13mm(x),-64mm(y),2mm(z)

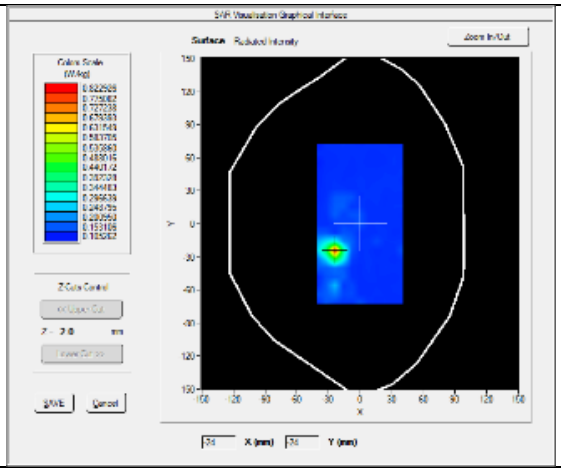

SURFACE SAR

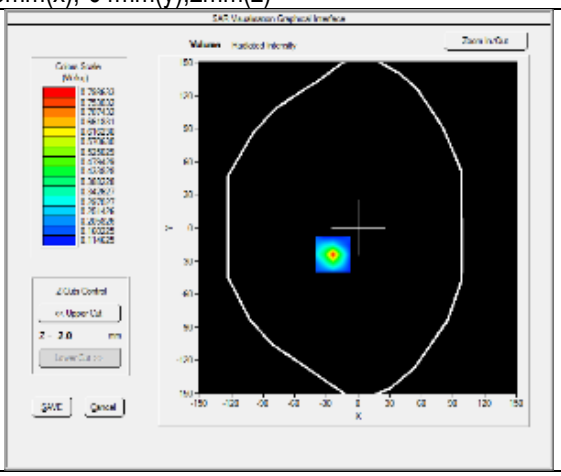

VOLUME SAR

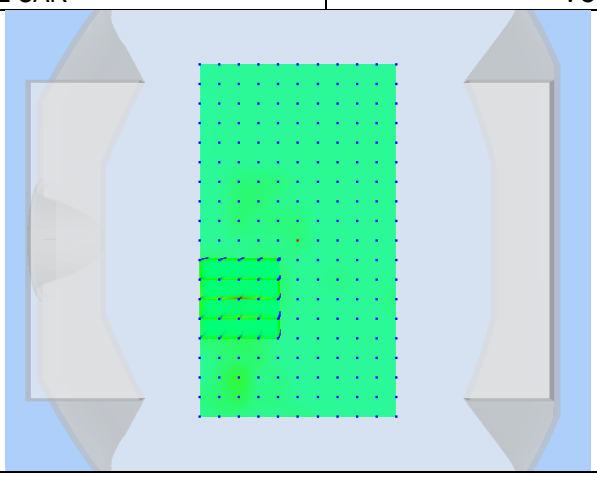

3D View Plot

Test specification:	Plane_Body_High_802.11a_5700_Back Touch			
Environ Conditions:	Temp(oC):	22.9	Result:	Pass
	Humidity (%):	50		
	Atmospheric(mPa):	1162.3		
Mains Power:	N/A			
Test Date:	09/22/2016			
Tested by:	Arthur Tie			
Remarks:				

Frequency (MHz)	5700.000000
Relative permittivity (real part)	45.16
Conductivity (S/m)	6.04
Transmission Duty Factor	1.0
Probe SN	2715_EPGO259
Conversion Factor (dB)	3.21
Area Scan Resolution	8 mm
Zoom Scan Resolution	dx=4mm, dy=4mm, dz=2mm
Zoom Scan Size	24x24x24 mm
Measurement Drifts (%)	2.12
Highest Extrapolated SAR (W/Kg)	1.2277
SAR 1g (W/Kg)	0.4518
Peak SAR Location	13mm(x),-64mm(y),2mm(z)

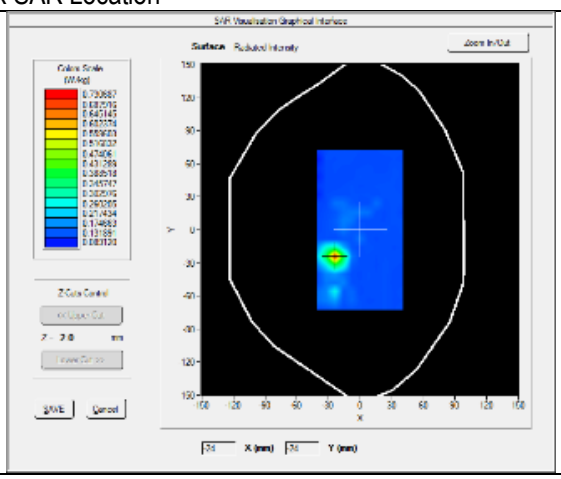

SURFACE SAR

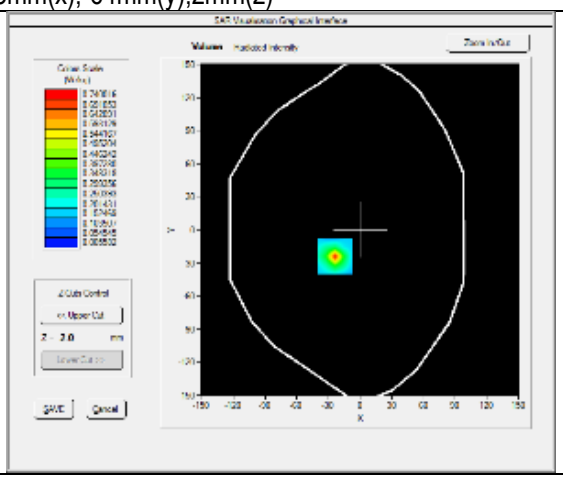

VOLUME SAR

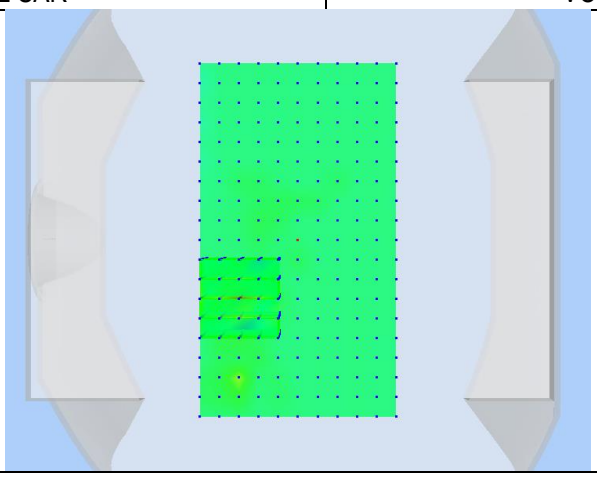

3D View Plot

Test specification:	Plane_Body_Middle_802.11a_5500_Left Touch			
Environ Conditions:	Temp(oC):	22.9	Result:	Pass
	Humidity (%):	50		
	Atmospheric(mPa):	1162.3		
Mains Power:	N/A			
Test Date:	09/22/2016			
Tested by:	Arthur Tie			
Remarks:				

Frequency (MHz)	5500.000000
Relative permittivity (real part)	44.97
Conductivity (S/m)	6.17
Transmission Duty Factor	1.0
Probe SN	2715_EPGO259
Conversion Factor (dB)	3.21
Area Scan Resolution	8 mm
Zoom Scan Resolution	dx=4mm, dy=4mm, dz=2mm
Zoom Scan Size	24x24x24 mm
Measurement Drifts (%)	0.50
Highest Extrapolated SAR (W/Kg)	1.4057
SAR 1g (W/Kg)	0.4207
Peak SAR Location	13mm(x),-64mm(y),2mm(z)

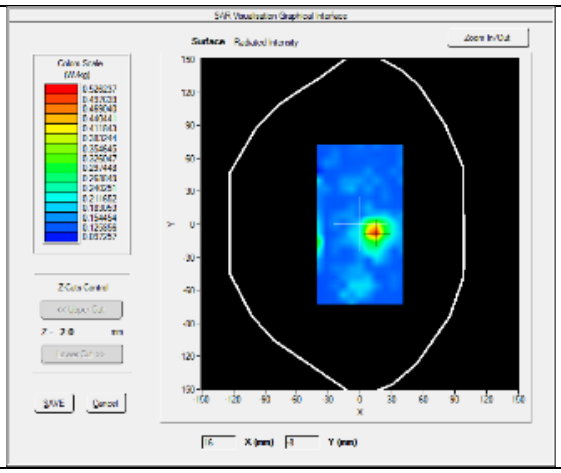

SURFACE SAR

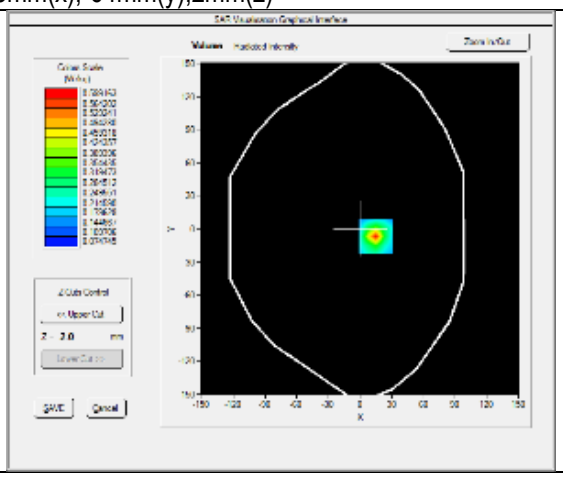

VOLUME SAR

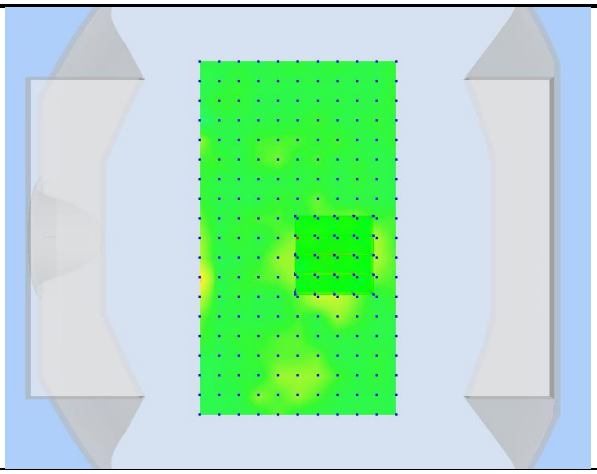

3D View Plot

Test specification:	Plane_Body_Middle_802.11a_5700_Left Touch			
Environ Conditions:	Temp(oC):	22.9	Result:	Pass
	Humidity (%):	50		
	Atmospheric(mPa):	1162.3		
Mains Power:	N/A			
Test Date:	09/22/2016			
Tested by:	Arthur Tie			
Remarks:				

Frequency (MHz)	5700.000000
Relative permittivity (real part)	44.97
Conductivity (S/m)	6.17
Transmission Duty Factor	1.0
Probe SN	2715_EPGO259
Conversion Factor (dB)	3.21
Area Scan Resolution	8 mm
Zoom Scan Resolution	dx=4mm, dy=4mm, dz=2mm
Zoom Scan Size	24x24x24 mm
Measurement Drifts (%)	0.50
Highest Extrapolated SAR (W/Kg)	1.4057
SAR 1g (W/Kg)	0.4518
Peak SAR Location	13mm(x),-64mm(y),2mm(z)

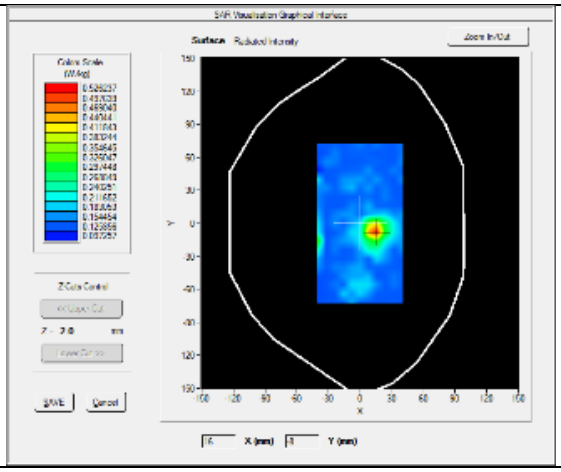

SURFACE SAR

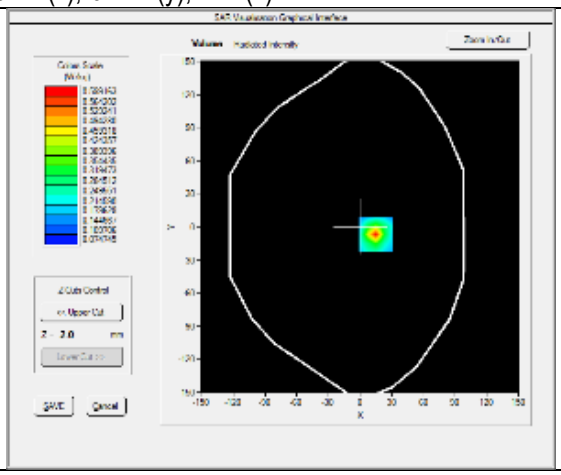

VOLUME SAR

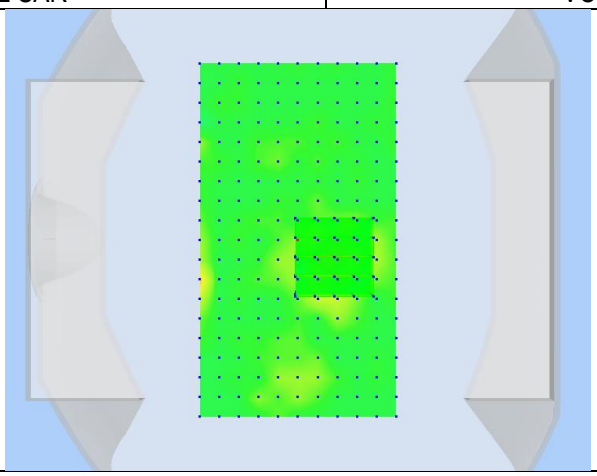

3D View Plot

Test specification:	Plane_Body_Low_VHT20_5180_Back Touch			
Environ Conditions:	Temp(oC):	21.7	Result:	Pass
	Humidity(%):	45		
	Atmospheric(mPa):	1193.1		
Mains Power:	N/A			
Test Date:	07/11/2017			
Tested by:	Arthur Tie			
Remarks:				

Frequency (MHz)	5180.000000
Relative permittivity (real part)	44.97
Conductivity (S/m)	6.17
Transmission Duty Factor	1.0
Probe SN	2715_EPGO259
Conversion Factor (dB)	3.01
Area Scan Resolution	8 mm
Zoom Scan Resolution	dx=4mm, dy=4mm, dz=2mm
Zoom Scan Size	24x24x24 mm
Measurement Drifts (%)	-0.73
Highest Extrapolated SAR (W/Kg)	0.9794
SAR 1g (W/Kg)	0.5134
Peak SAR Location	-3mm(x),-80mm(y),2mm(z)

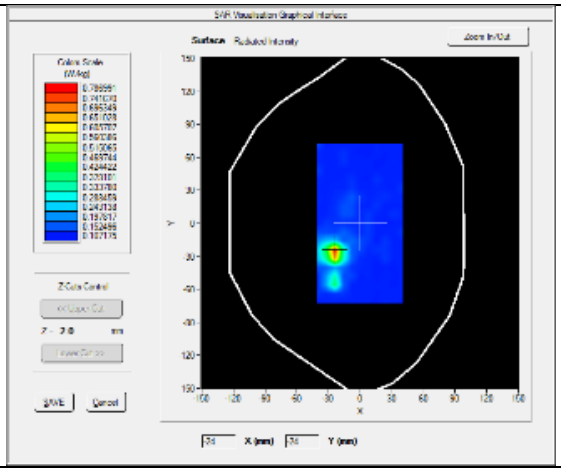

SURFACE SAR

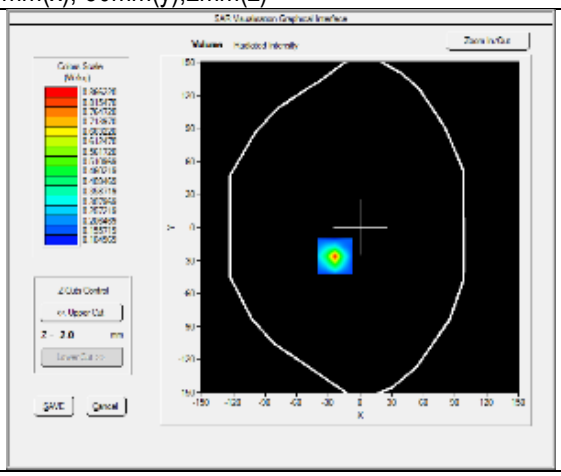

VOLUME SAR

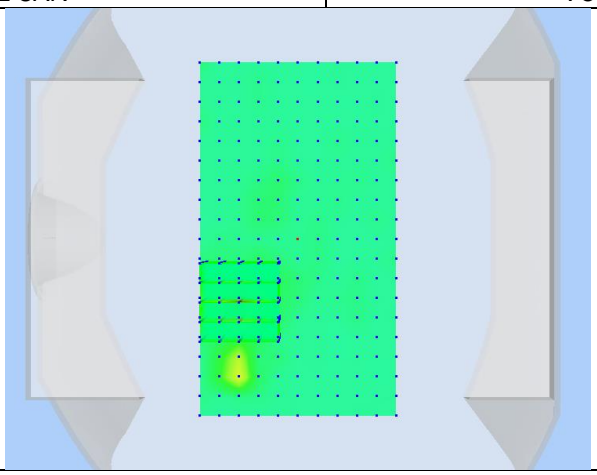

3D View Plot

Test specification:	Plane_Body_Middle_VHT20_5200_Back Touch			
Environ Conditions:	Temp(oC):	22.3	Result:	Pass
	Humidity(%):	49		
	Atmospheric(mPa):	1201.6		
Mains Power:	N/A			
Test Date:	07/11/2017			
Tested by:	Arthur Tie			
Remarks:				

Frequency (MHz)	5200.000000
Relative permittivity (real part)	44.97
Conductivity (S/m)	6.17
Transmission Duty Factor	1.0
Probe SN	2715_EPGO259
Conversion Factor (dB)	3.01
Area Scan Resolution	8 mm
Zoom Scan Resolution	dx=4mm, dy=4mm, dz=2mm
Zoom Scan Size	24x24x24 mm
Measurement Drifts (%)	3.42
Highest Extrapolated SAR (W/Kg)	0.9129
SAR 1g (W/Kg)	0.5183
Peak SAR Location	-3mm(x),-88mm(y),2mm(z)

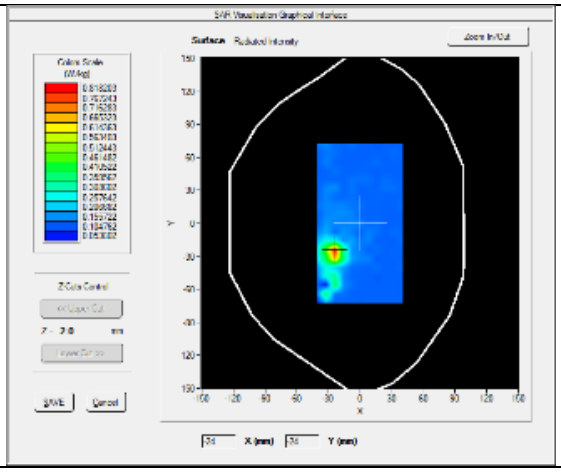

SURFACE SAR

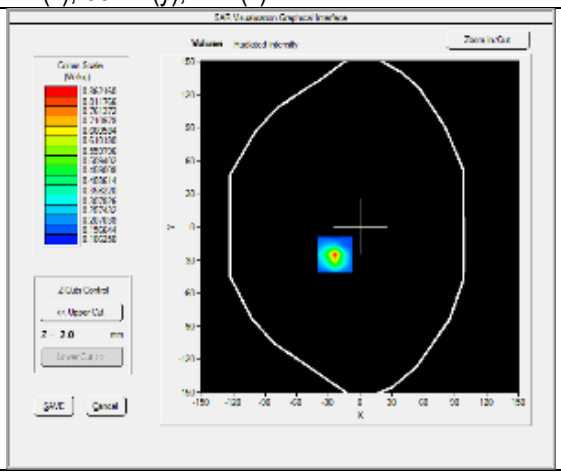

VOLUME SAR

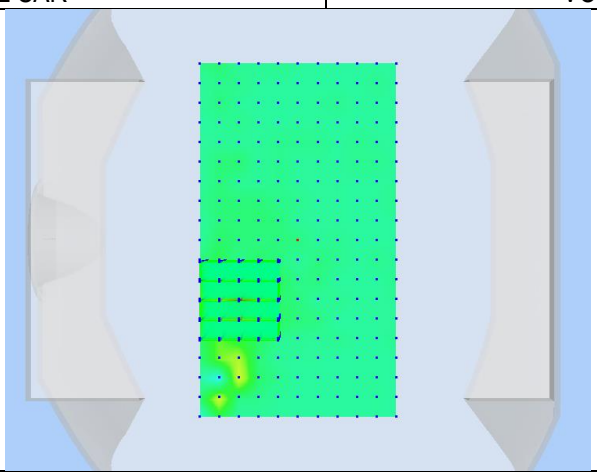

3D View Plot

Test specification:	Plane_Body_High_VHT20_5240_Back Touch			
Environ Conditions:	Temp(oC):	21.3	Result:	Pass
	Humidity(%):	48		
	Atmospheric(mPa):	1102.2		
Mains Power:	N/A			
Test Date:	07/12/2017			
Tested by:	Arthur Tie			
Remarks:				

Frequency (MHz)	5240.000000
Relative permittivity (real part)	44.66
Conductivity (S/m)	6.43
Transmission Duty Factor	1.0
Probe SN	2715_EPGO259
Conversion Factor (dB)	3.01
Area Scan Resolution	8 mm
Zoom Scan Resolution	dx=4mm, dy=4mm, dz=2mm
Zoom Scan Size	24x24x24 mm
Measurement Drifts (%)	2.48
Highest Extrapolated SAR (W/Kg)	1.5322
SAR 1g (W/Kg)	0.5370
Peak SAR Location	13mm(x),-64mm(y),2mm(z)

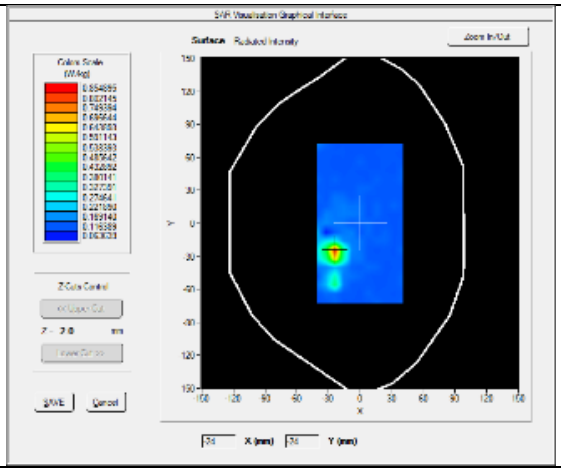

SURFACE SAR

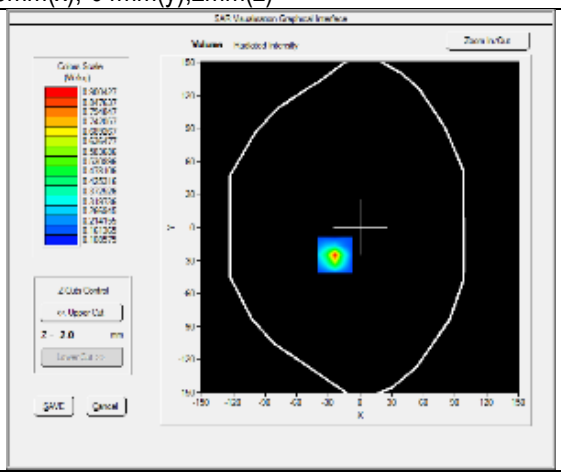

VOLUME SAR

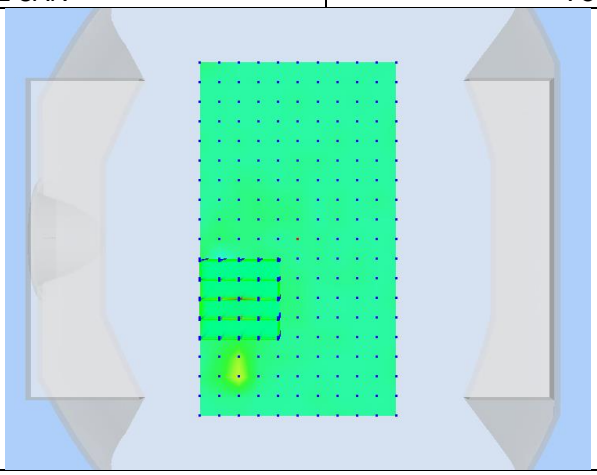

3D View Plot

Test specification:	Plane_Body_Middle_VHT20_5180_Left Touch			
Environ Conditions:	Temp(oC):	21.7	Result:	Pass
	Humidity(%):	45		
	Atmospheric(mPa):	1193.1		
Mains Power:	N/A			
Test Date:	07/11/2017			
Tested by:	Arthur Tie			
Remarks:				

Frequency (MHz)	5q80.000000
Relative permittivity (real part)	44.50
Conductivity (S/m)	6.43
Transmission Duty Factor	1.0
Probe SN	2715_EPGO259
Conversion Factor (dB)	3.01
Area Scan Resolution	8 mm
Zoom Scan Resolution	dx=4mm, dy=4mm, dz=2mm
Zoom Scan Size	24x24x24 mm
Measurement Drifts (%)	4.95
Highest Extrapolated SAR (W/Kg)	1.2684
SAR 1g (W/Kg)	0.4535
Peak SAR Location	13mm(x),-64mm(y),2mm(z)

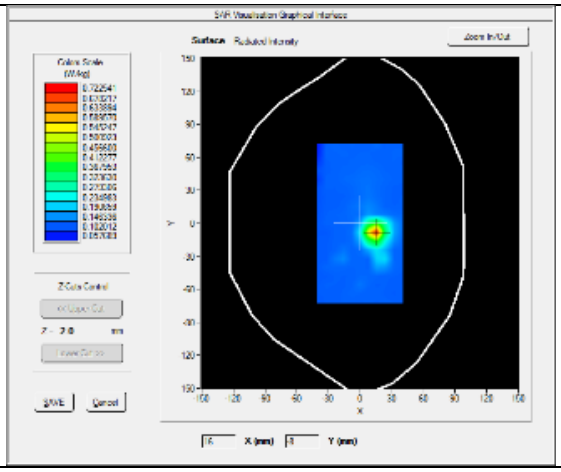

SURFACE SAR

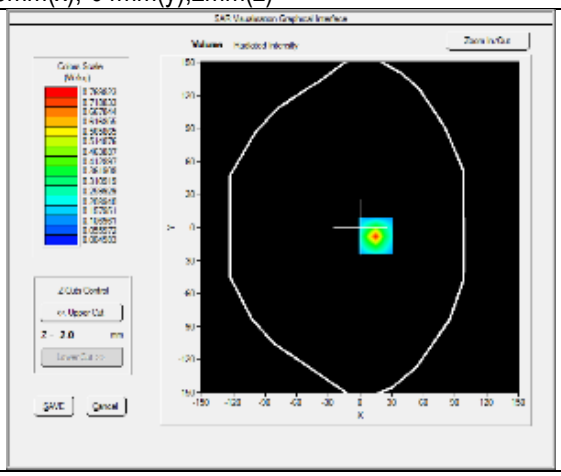

VOLUME SAR

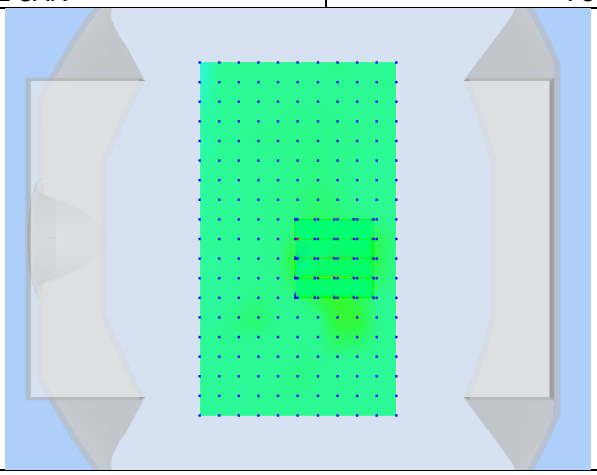

3D View Plot

Test specification:	Plane_Body_Middle_VHT20_5200_Left Touch			
Environ Conditions:	Temp(oC):	21.7	Result:	Pass
	Humidity(%):	45		
	Atmospheric(mPa):	1193.1		
Mains Power:	N/A			
Test Date:	07/11/2017			
Tested by:	Arthur Tie			
Remarks:				

Frequency (MHz)	5200.000000
Relative permittivity (real part)	44.50
Conductivity (S/m)	6.43
Transmission Duty Factor	1.0
Probe SN	2715_EPGO259
Conversion Factor (dB)	3.01
Area Scan Resolution	8 mm
Zoom Scan Resolution	dx=4mm, dy=4mm, dz=2mm
Zoom Scan Size	24x24x24 mm
Measurement Drifts (%)	4.95
Highest Extrapolated SAR (W/Kg)	1.2684
SAR 1g (W/Kg)	0.4756
Peak SAR Location	13mm(x),-64mm(y),2mm(z)

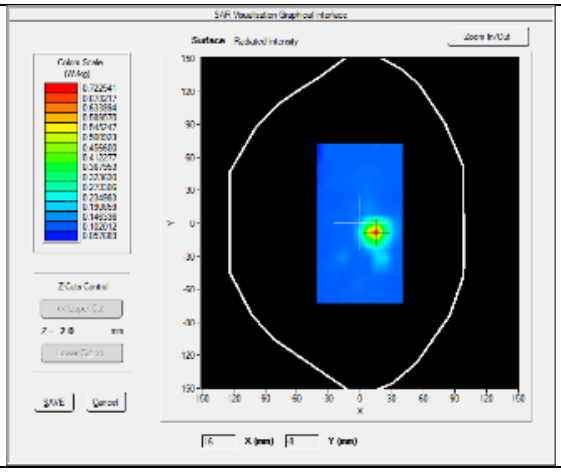

SURFACE SAR

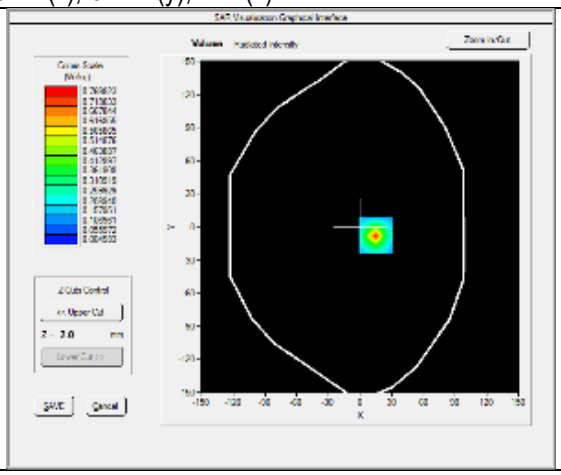

VOLUME SAR

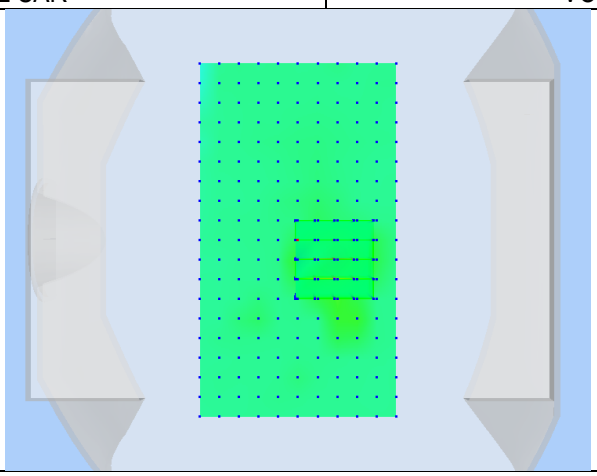

3D View Plot

Test specification:	Plane_Body_Middle_VHT20_5240_Left Touch			
Environ Conditions:	Temp(oC):	21.7	Result:	Pass
	Humidity(%):	45		
	Atmospheric(mPa):	1193.1		
Mains Power:	N/A			
Test Date:	07/11/2017			
Tested by:	Arthur Tie			
Remarks:				

Frequency (MHz)	5240.000000
Relative permittivity (real part)	44.50
Conductivity (S/m)	6.43
Transmission Duty Factor	1.0
Probe SN	2715_EPGO259
Conversion Factor (dB)	3.01
Area Scan Resolution	8 mm
Zoom Scan Resolution	dx=4mm, dy=4mm, dz=2mm
Zoom Scan Size	24x24x24 mm
Measurement Drifts (%)	4.95
Highest Extrapolated SAR (W/Kg)	1.2684
SAR 1g (W/Kg)	0.4356
Peak SAR Location	13mm(x),-64mm(y),2mm(z)

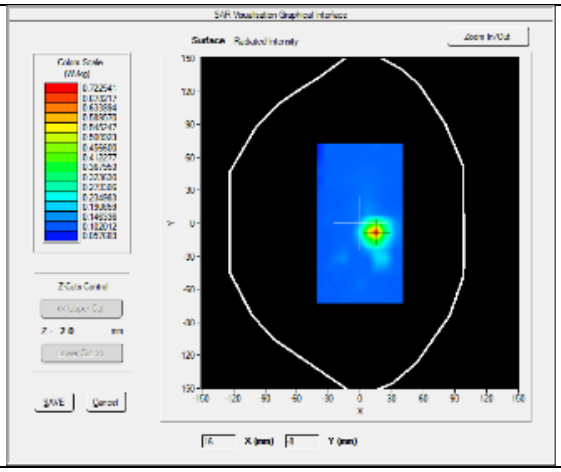

SURFACE SAR

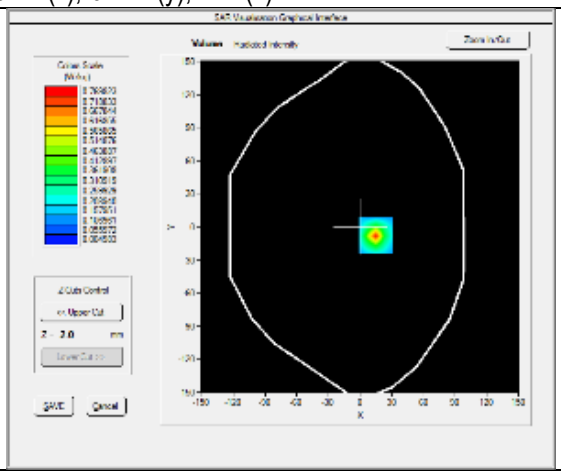

VOLUME SAR

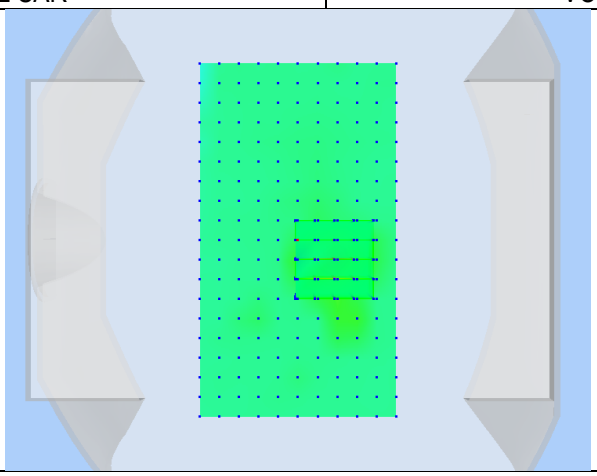

3D View Plot

Test specification:	Plane_Body_Low_VHT20_5260_Back Touch			
Environ Conditions:	Temp(oC):	21.7	Result:	Pass
	Humidity(%):	45		
	Atmospheric(mPa):	1193.1		
Mains Power:	N/A			
Test Date:	07/11/2017			
Tested by:	Arthur Tie			
Remarks:				

Frequency (MHz)	5260.000000
Relative permittivity (real part)	44.36
Conductivity (S/m)	6.43
Transmission Duty Factor	1.0
Probe SN	2715_EPGO259
Conversion Factor (dB)	3.01
Area Scan Resolution	8 mm
Zoom Scan Resolution	dx=4mm, dy=4mm, dz=2mm
Zoom Scan Size	24x24x24 mm
Measurement Drifts (%)	0.22
Highest Extrapolated SAR (W/Kg)	1.2363
SAR 1g (W/Kg)	0.5266
Peak SAR Location	13mm(x),-64mm(y),2mm(z)

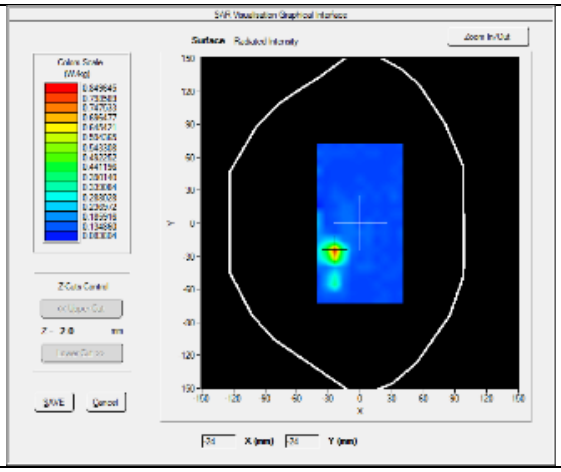

SURFACE SAR

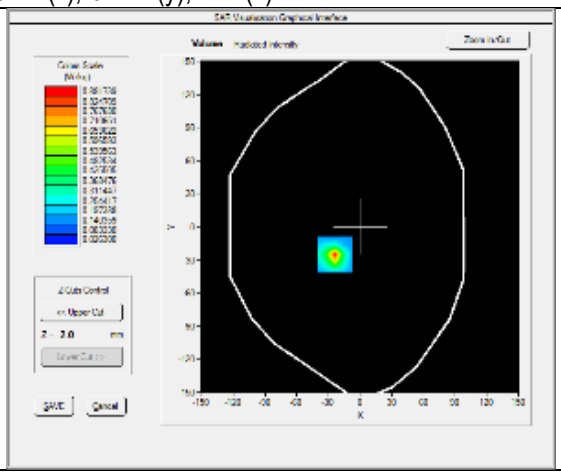

VOLUME SAR

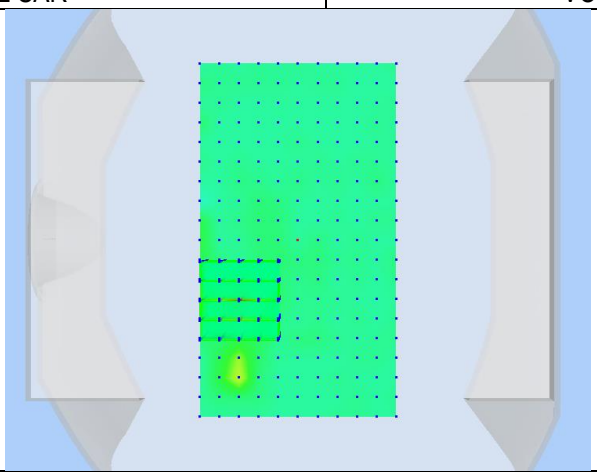

3D View Plot

Test specification:	Plane_Body_Middle_VHT20_5280_Back Touch			
Environ Conditions:	Temp(oC):	21.7	Result:	Pass
	Humidity(%):	45		
	Atmospheric(mPa):	1193.1		
Mains Power:	N/A			
Test Date:	07/11/2017			
Tested by:	Arthur Tie			
Remarks:				

Frequency (MHz)	5280.000000
Relative permittivity (real part)	44.36
Conductivity (S/m)	6.43
Transmission Duty Factor	1.0
Probe SN	2715_EPGO259
Conversion Factor (dB)	3.01
Area Scan Resolution	8 mm
Zoom Scan Resolution	dx=4mm, dy=4mm, dz=2mm
Zoom Scan Size	24x24x24 mm
Measurement Drifts (%)	-0.61
Highest Extrapolated SAR (W/Kg)	0.9697
SAR 1g (W/Kg)	0.5337
Peak SAR Location	-27mm(x),72mm(y),2mm(z)

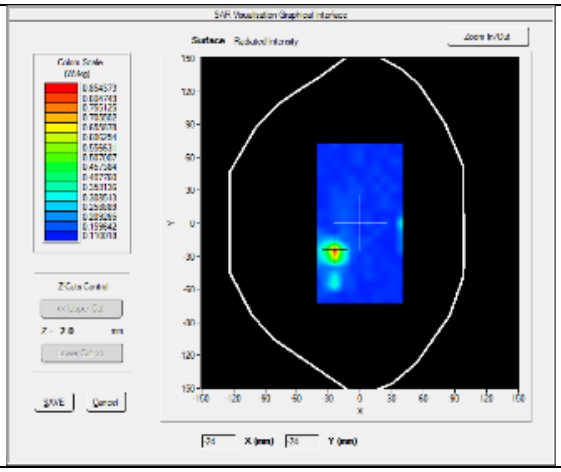

SURFACE SAR

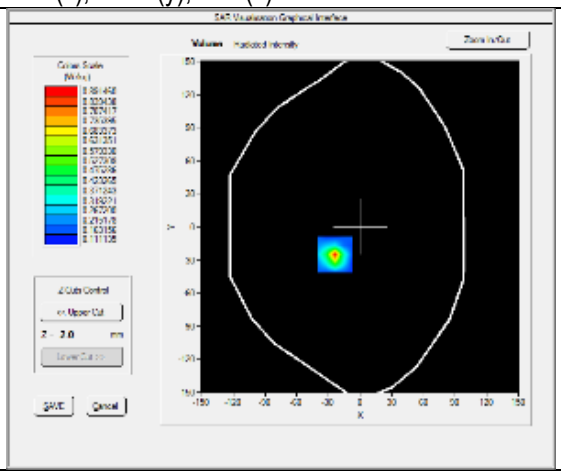

VOLUME SAR

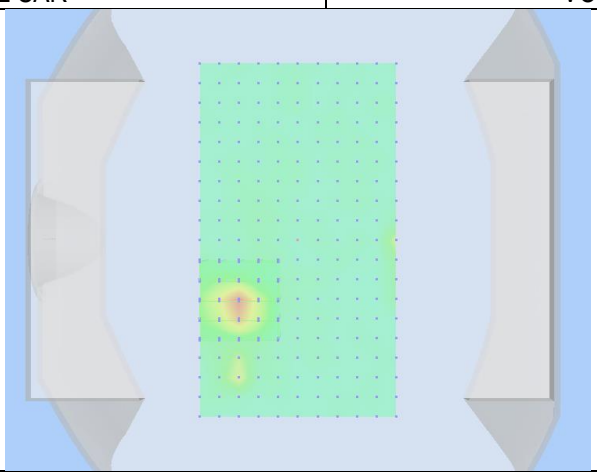

3D View Plot

Test specification:	Plane_Body_High_VHT20_5320_Back Touch			
Environ Conditions:	Temp(oC):	22.3	Result:	Pass
	Humidity(%):	49		
	Atmospheric(mPa):	1201.6		
Mains Power:	N/A			
Test Date:	07/11/2017			
Tested by:	Arthur Tie			
Remarks:				

Frequency (MHz)	5320.000000
Relative permittivity (real part)	44.36
Conductivity (S/m)	6.43
Transmission Duty Factor	1.0
Probe SN	2715_EPGO259
Conversion Factor (dB)	3.05
Area Scan Resolution	8 mm
Zoom Scan Resolution	dx=4mm, dy=4mm, dz=2mm
Zoom Scan Size	24x24x24 mm
Measurement Drifts (%)	3.60
Highest Extrapolated SAR (W/Kg)	1.5172
SAR 1g (W/Kg)	0.4868
Peak SAR Location	29mm(x),-72mm(y),2mm(z)

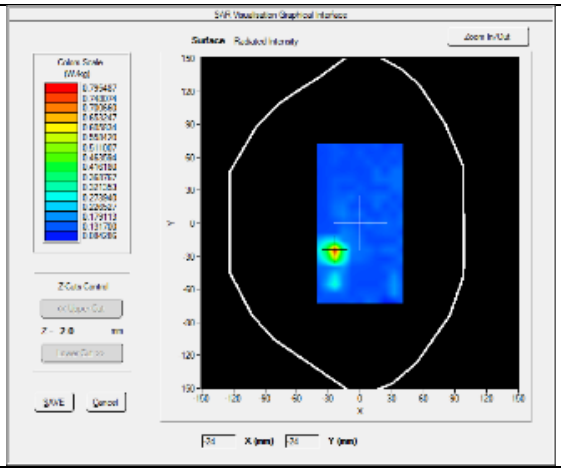

SURFACE SAR

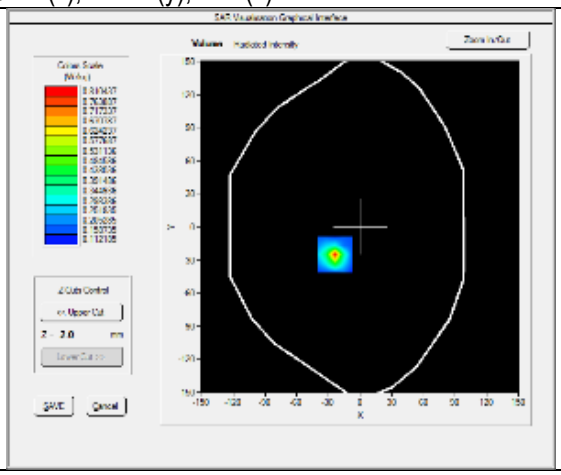

VOLUME SAR

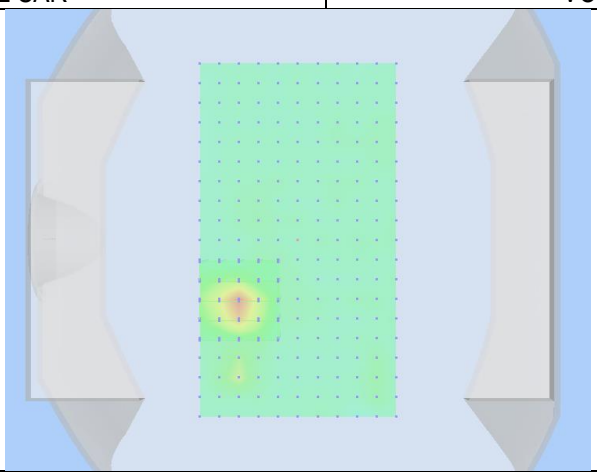

3D View Plot

Test specification:	Plane_Body_Middle_VHT20_5260_Left Touch			
Environ Conditions:	Temp(oC):	21.7	Result:	Pass
	Humidity(%):	45		
	Atmospheric(mPa):	1193.1		
Mains Power:	N/A			
Test Date:	07/11/2017			
Tested by:	Arthur Tie			
Remarks:				

Frequency (MHz)	5260.000000
Relative permittivity (real part)	44.17
Conductivity (S/m)	6.48
Transmission Duty Factor	1.0
Probe SN	2715_EPGO259
Conversion Factor (dB)	3.01
Area Scan Resolution	8 mm
Zoom Scan Resolution	dx=4mm, dy=4mm, dz=2mm
Zoom Scan Size	24x24x24 mm
Measurement Drifts (%)	-4.19
Highest Extrapolated SAR (W/Kg)	1.1900
SAR 1g (W/Kg)	0.4065
Peak SAR Location	13mm(x),-64mm(y),2mm(z)

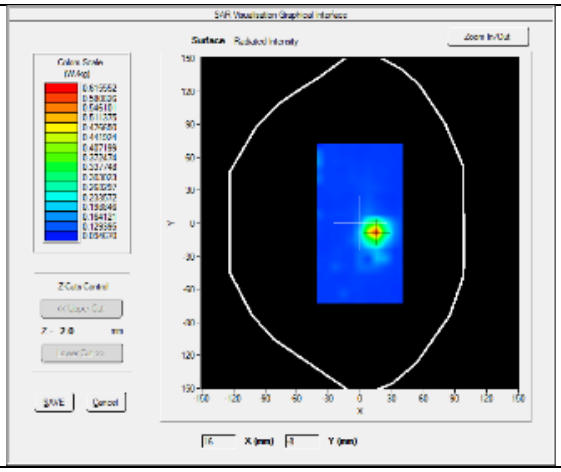

SURFACE SAR

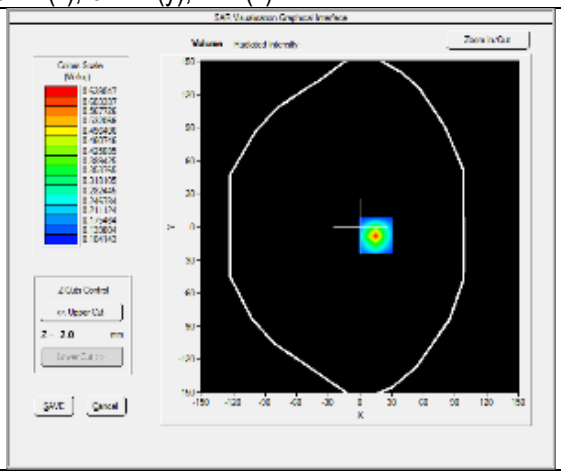

VOLUME SAR

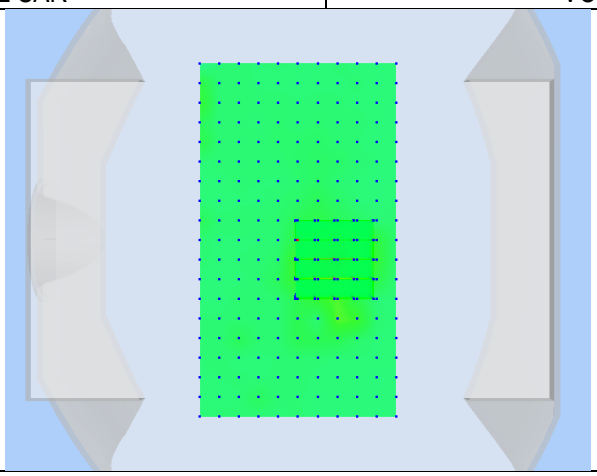

3D View Plot

Test specification:	Plane_Body_Middle_VHT20_5280_Left Touch			
Environ Conditions:	Temp(oC):	21.7	Result:	Pass
	Humidity(%):	45		
	Atmospheric(mPa):	1193.1		
Mains Power:	N/A			
Test Date:	07/11/2017			
Tested by:	Arthur Tie			
Remarks:				

Frequency (MHz)	5280.000000
Relative permittivity (real part)	44.17
Conductivity (S/m)	6.48
Transmission Duty Factor	1.0
Probe SN	2715_EPGO259
Conversion Factor (dB)	3.01
Area Scan Resolution	8 mm
Zoom Scan Resolution	dx=4mm, dy=4mm, dz=2mm
Zoom Scan Size	24x24x24 mm
Measurement Drifts (%)	-4.19
Highest Extrapolated SAR (W/Kg)	1.1900
SAR 1g (W/Kg)	0.4935
Peak SAR Location	13mm(x),-64mm(y),2mm(z)

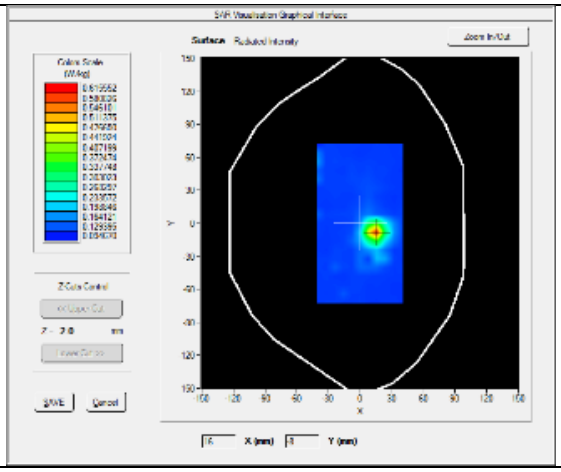

SURFACE SAR

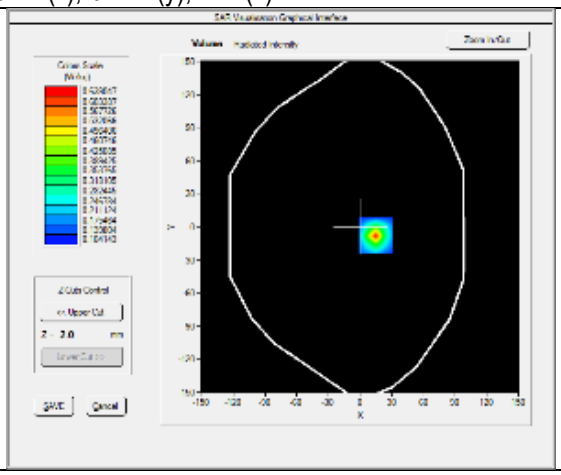

VOLUME SAR

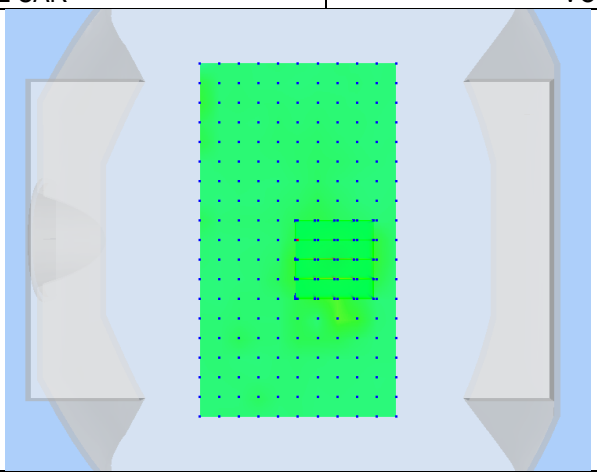

3D View Plot

Test specification:	Plane_Body_Middle_VHT20_5320_Left Touch			
Environ Conditions:	Temp(oC):	21.7	Result:	Pass
	Humidity(%):	45		
	Atmospheric(mPa):	1193.1		
Mains Power:	N/A			
Test Date:	07/11/2017			
Tested by:	Arthur Tie			
Remarks:				

Frequency (MHz)	5320.000000
Relative permittivity (real part)	44.17
Conductivity (S/m)	6.48
Transmission Duty Factor	1.0
Probe SN	2715_EPGO259
Conversion Factor (dB)	3.01
Area Scan Resolution	8 mm
Zoom Scan Resolution	dx=4mm, dy=4mm, dz=2mm
Zoom Scan Size	24x24x24 mm
Measurement Drifts (%)	-4.19
Highest Extrapolated SAR (W/Kg)	1.1900
SAR 1g (W/Kg)	0.3643
Peak SAR Location	13mm(x),-64mm(y),2mm(z)

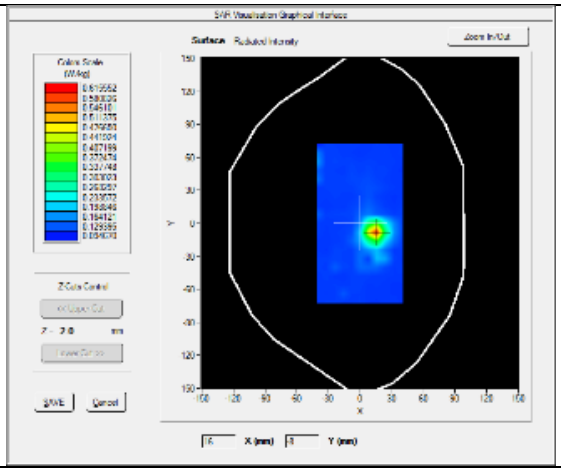

SURFACE SAR

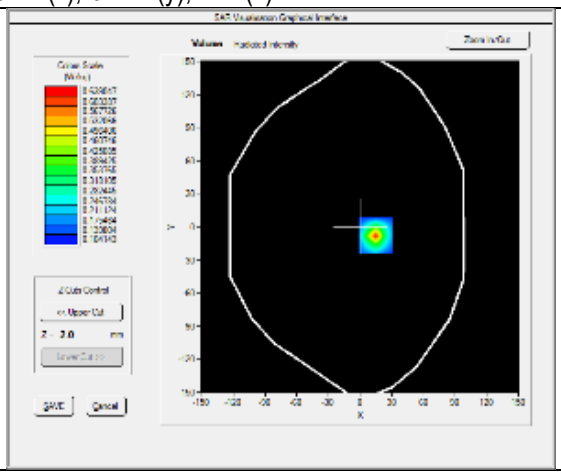

VOLUME SAR

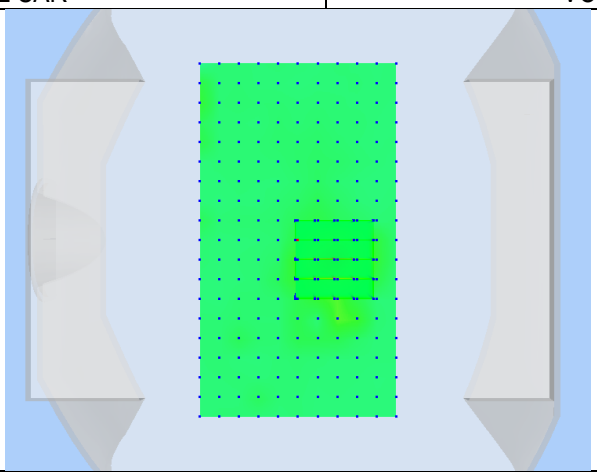

3D View Plot

Test specification:	Plane_Body_Low_VHT20_5500_Back Touch			
Environ Conditions:	Temp(oC):	21.7	Result:	Pass
	Humidity(%):	45		
	Atmospheric(mPa):	1193.1		
Mains Power:	N/A			
Test Date:	07/11/2017			
Tested by:	Arthur Tie			
Remarks:				

Frequency (MHz)	5500.000000
Relative permittivity (real part)	46.18
Conductivity (S/m)	5.56
Transmission Duty Factor	1.0
Probe SN	2715_EPGO259
Conversion Factor (dB)	3.05
Area Scan Resolution	8 mm
Zoom Scan Resolution	dx=4mm, dy=4mm, dz=2mm
Zoom Scan Size	24x24x24 mm
Measurement Drifts (%)	-2.58
Highest Extrapolated SAR (W/Kg)	0.8143
SAR 1g (W/Kg)	0.5199
Peak SAR Location	21mm(x),-64mm(y),2mm(z)

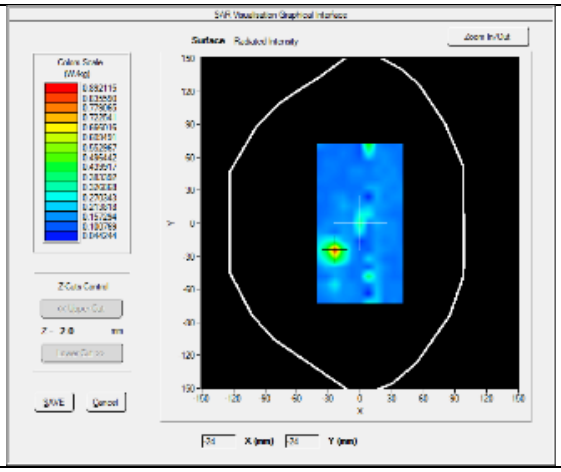

SURFACE SAR

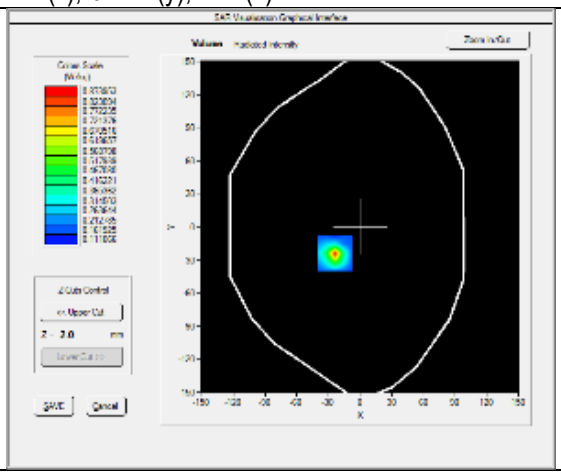

VOLUME SAR

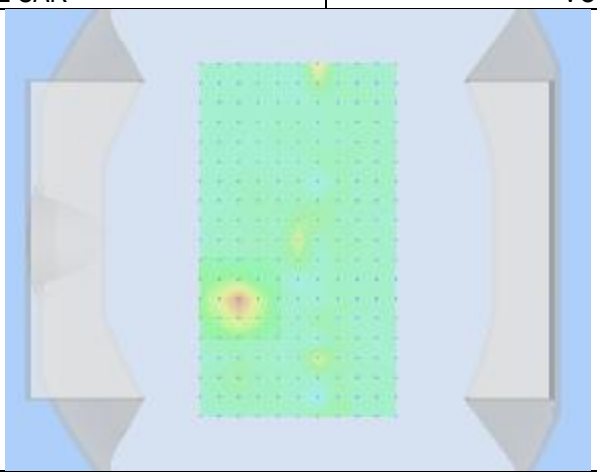

3D View Plot

Test specification:	Plane_Body_Middle_VHT20_5600_Back Touch			
Environ Conditions:	Temp(oC):	23.5	Result:	Pass
	Humidity (%):	47		
	Atmospheric(mPa):	1185.7		
Mains Power:	N/A			
Test Date:	09/28/2016			
Tested by:	Arthur Tie			
Remarks:				

Frequency (MHz)	5600.000000
Relative permittivity (real part)	46.18
Conductivity (S/m)	5.56
Transmission Duty Factor	1.0
Probe SN	2715_EPGO259
Conversion Factor (dB)	3.21
Area Scan Resolution	8 mm
Zoom Scan Resolution	dx=4mm, dy=4mm, dz=2mm
Zoom Scan Size	24x24x24 mm
Measurement Drifts (%)	-2.44
Highest Extrapolated SAR (W/Kg)	0.9045
SAR 1g (W/Kg)	0.5095
Peak SAR Location	-3mm(x),-24mm(y),2mm(z)

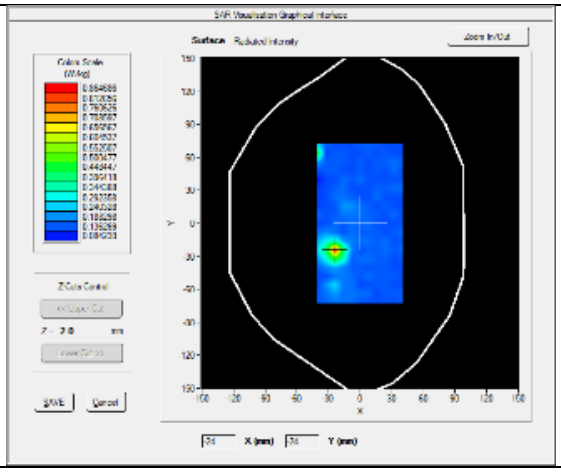

SURFACE SAR

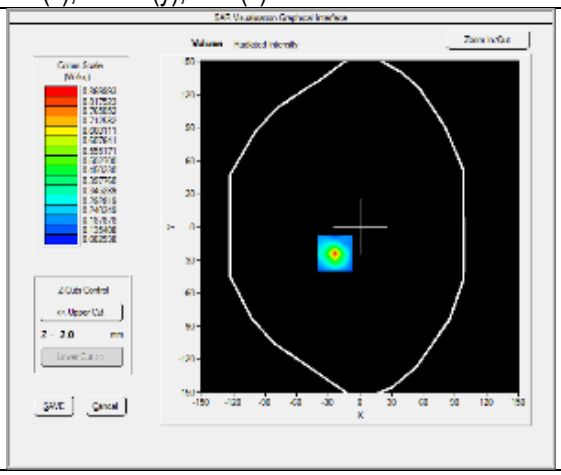

VOLUME SAR

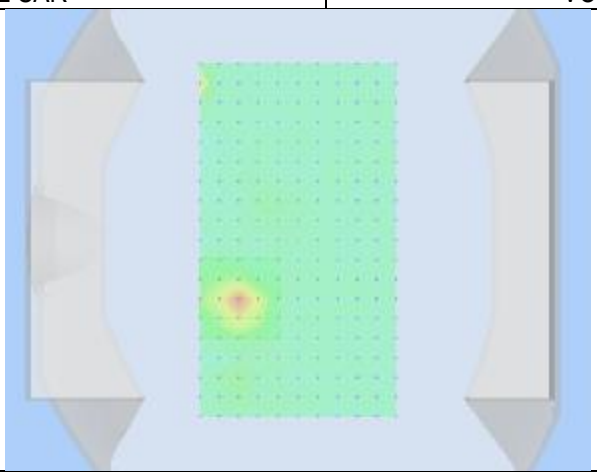

3D View Plot

Test specification:	Plane_Body_High_VHT20_5700_Back Touch			
Environ Conditions:	Temp(oC):	22.3	Result:	Pass
	Humidity(%):	49		
	Atmospheric(mPa):	1201.6		
Mains Power:	N/A			
Test Date:	07/11/2017			
Tested by:	Arthur Tie			
Remarks:				

Frequency (MHz)	5700.000000
Relative permittivity (real part)	46.18
Conductivity (S/m)	5.56
Transmission Duty Factor	1.0
Probe SN	2715_EPGO259
Conversion Factor (dB)	3.21
Area Scan Resolution	8 mm
Zoom Scan Resolution	dx=4mm, dy=4mm, dz=2mm
Zoom Scan Size	24x24x24 mm
Measurement Drifts (%)	0.17
Highest Extrapolated SAR (W/Kg)	0.9874
SAR 1g (W/Kg)	0.4712
Peak SAR Location	5mm(x),-40mm(y),2mm(z)

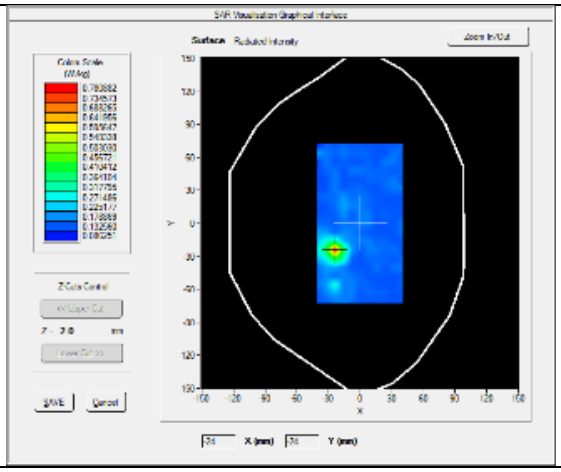

SURFACE SAR

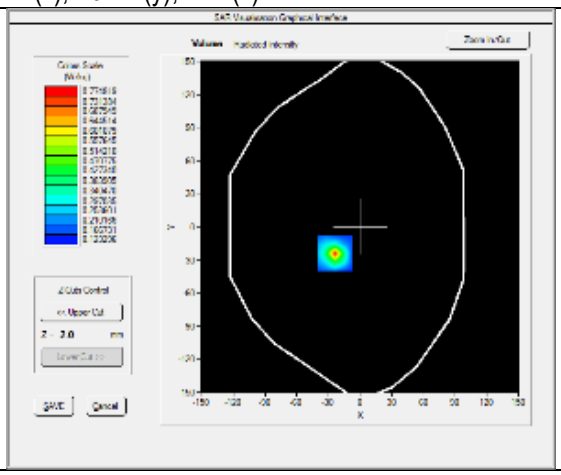

VOLUME SAR

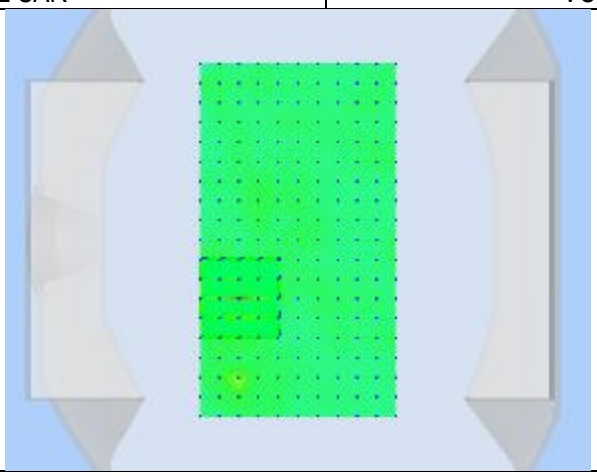

3D View Plot

Test specification:	Plane_Body_Middle_VHT20_5500_Left Touch			
Environ Conditions:	Temp(oC):	21.2	Result:	Pass
	Humidity (%):	52		
	Atmospheric(mPa):	1092.4		
Mains Power:	N/A			
Test Date:	07/122017			
Tested by:	Arthur Tie			
Remarks:				

Frequency (MHz)	5500.000000
Relative permittivity (real part)	46.03
Conductivity (S/m)	5.74
Transmission Duty Factor	1.0
Probe SN	2715_EPGO259
Conversion Factor (dB)	3.21
Area Scan Resolution	8 mm
Zoom Scan Resolution	dx=4mm, dy=4mm, dz=2mm
Zoom Scan Size	24x24x24 mm
Measurement Drifts (%)	2.83
Highest Extrapolated SAR (W/Kg)	0.9989
SAR 1g (W/Kg)	0.3757
Peak SAR Location	21mm(x),-64mm(y),2mm(z)

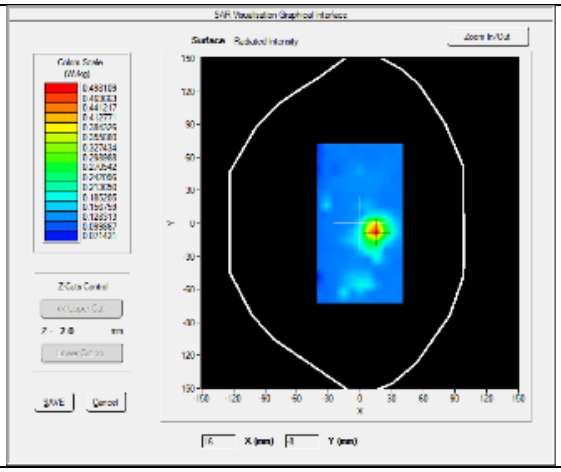

SURFACE SAR

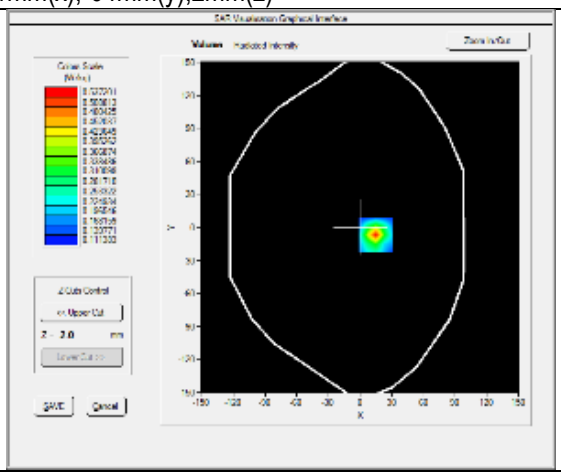

VOLUME SAR

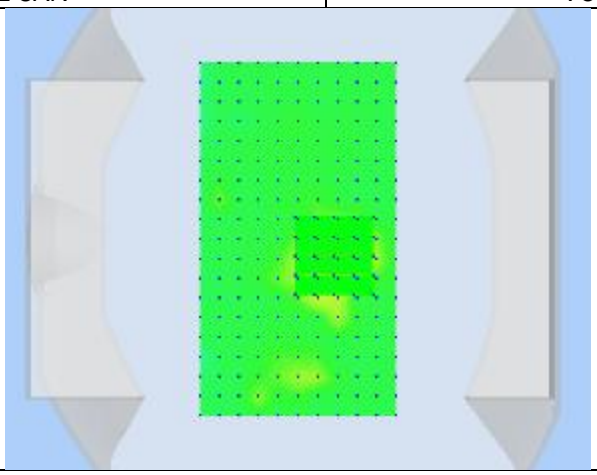

3D View Plot

Test specification:	Plane_Body_Middle_VHT20_5600_Left Touch			
Environ Conditions:	Temp(oC):	21.2	Result:	Pass
	Humidity (%):	52		
	Atmospheric(mPa):	1092.4		
Mains Power:	N/A			
Test Date:	07/122017			
Tested by:	Arthur Tie			
Remarks:				

Frequency (MHz)	5600.000000
Relative permittivity (real part)	46.03
Conductivity (S/m)	5.74
Transmission Duty Factor	1.0
Probe SN	2715_EPGO259
Conversion Factor (dB)	3.21
Area Scan Resolution	8 mm
Zoom Scan Resolution	dx=4mm, dy=4mm, dz=2mm
Zoom Scan Size	24x24x24 mm
Measurement Drifts (%)	2.83
Highest Extrapolated SAR (W/Kg)	0.9989
SAR 1g (W/Kg)	0.3652
Peak SAR Location	21mm(x),-64mm(y),2mm(z)

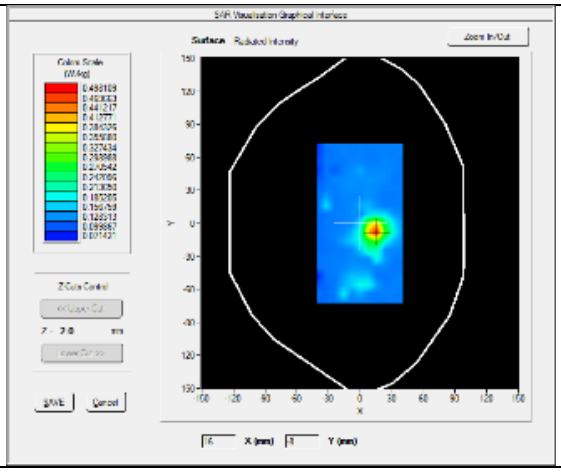

SURFACE SAR

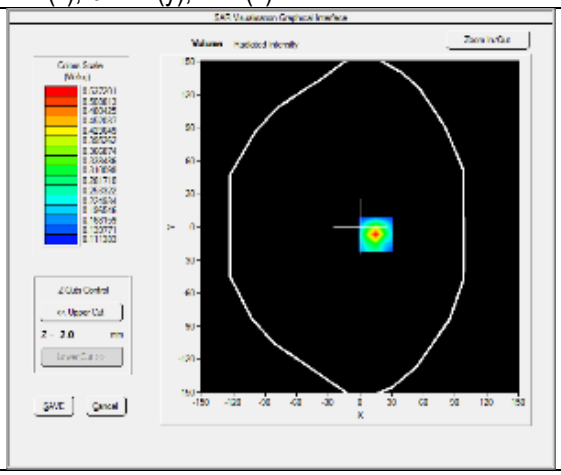

VOLUME SAR

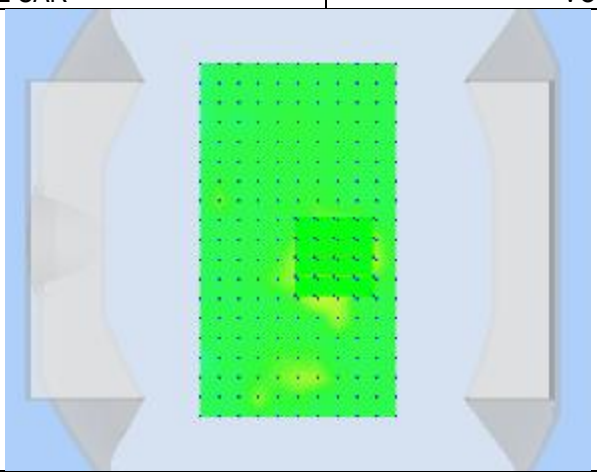

3D View Plot

Test specification:	Plane_Body_Middle_VHT20_5700_Left Touch			
Environ Conditions:	Temp(oC):	21.2	Result:	Pass
	Humidity (%):	52		
	Atmospheric(mPa):	1092.4		
Mains Power:	N/A			
Test Date:	07/122017			
Tested by:	Arthur Tie			
Remarks:				

Frequency (MHz)	5700.000000
Relative permittivity (real part)	46.03
Conductivity (S/m)	5.74
Transmission Duty Factor	1.0
Probe SN	2715_EPGO259
Conversion Factor (dB)	3.21
Area Scan Resolution	8 mm
Zoom Scan Resolution	dx=4mm, dy=4mm, dz=2mm
Zoom Scan Size	24x24x24 mm
Measurement Drifts (%)	2.83
Highest Extrapolated SAR (W/Kg)	0.9989
SAR 1g (W/Kg)	0.3234
Peak SAR Location	21mm(x),-64mm(y),2mm(z)

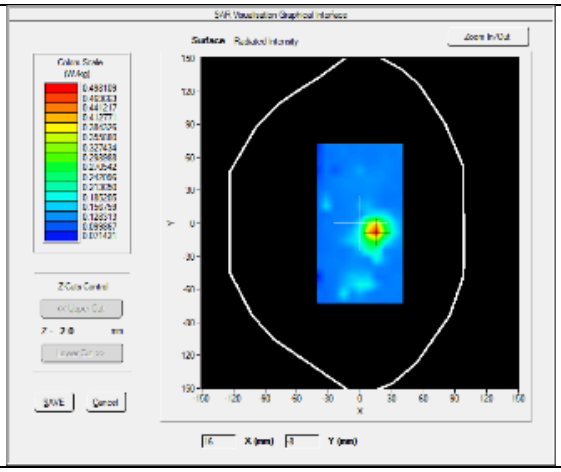

SURFACE SAR

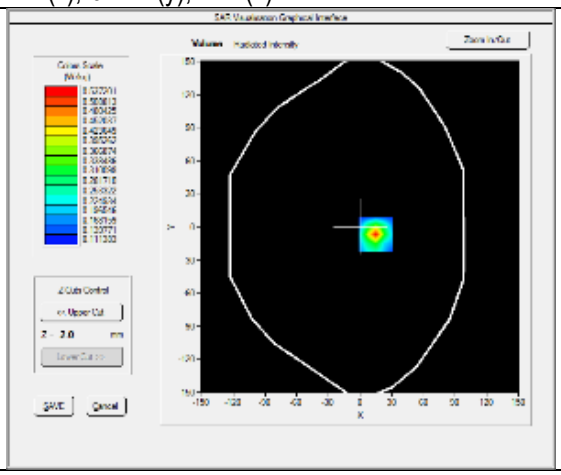

VOLUME SAR

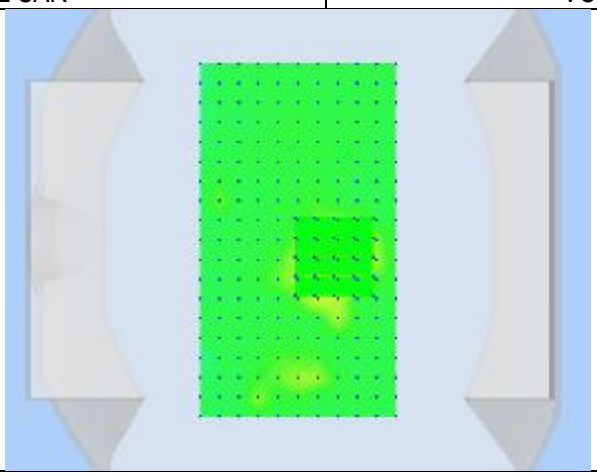

3D View Plot

Test specification:	Plane_Body_Middle_VHT20_5785_Back Touch			
Environ Conditions:	Temp(oC):	23.5	Result:	Pass
	Humidity (%):	47		
	Atmospheric(mPa):	1185.7		
Mains Power:	N/A			
Test Date:	07/122017			
Tested by:	Arthur Tie			
Remarks:				

Frequency (MHz)	5785.000000
Relative permittivity (real part)	46.03
Conductivity (S/m)	5.74
Transmission Duty Factor	1.0
Probe SN	2715_EPGO259
Conversion Factor (dB)	2.99
Area Scan Resolution	8 mm
Zoom Scan Resolution	dx=4mm, dy=4mm, dz=2mm
Zoom Scan Size	24x24x24 mm
Measurement Drifts (%)	0.34
Highest Extrapolated SAR (W/Kg)	0.9228
SAR 1g (W/Kg)	0.3464
Peak SAR Location	-19mm(x),-72mm(y),2mm(z)

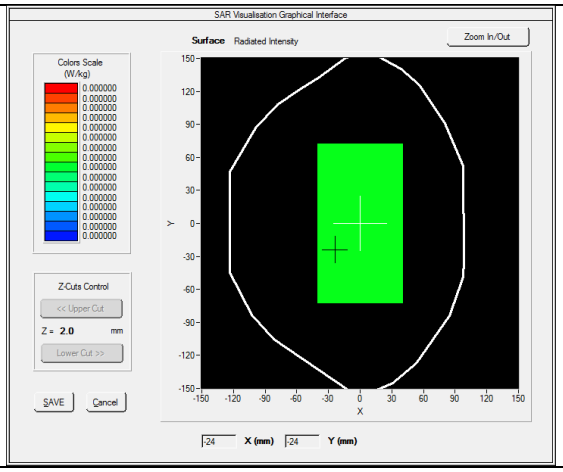

SURFACE SAR

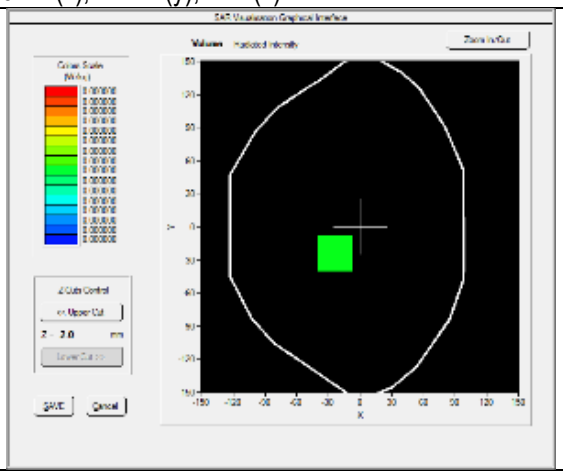

VOLUME SAR

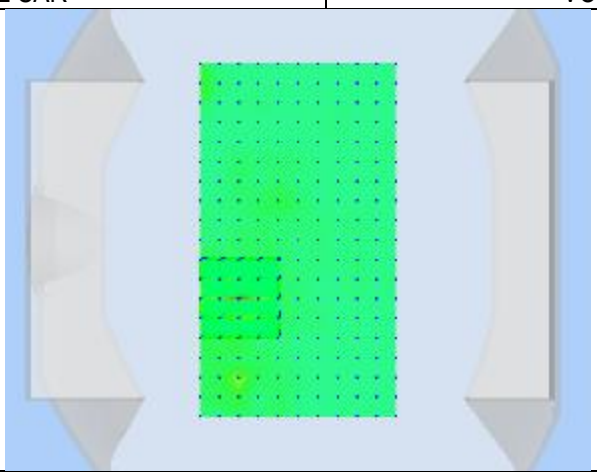

3D View Plot

Test specification:	Plane_Body_Middle_VHT20_5785_Left Touch			
Environ Conditions:	Temp(oC):	22.3	Result:	Pass
	Humidity(%):	49		
	Atmospheric(mPa):	1201.6		
Mains Power:	N/A			
Test Date:	07/11/2017			
Tested by:	Arthur Tie			
Remarks:				

Frequency (MHz)	5785.000000
Relative permittivity (real part)	46.03
Conductivity (S/m)	5.74
Transmission Duty Factor	1.0
Probe SN	2715_EPGO259
Conversion Factor (dB)	2.99
Area Scan Resolution	8 mm
Zoom Scan Resolution	dx=4mm, dy=4mm, dz=2mm
Zoom Scan Size	24x24x24 mm
Measurement Drifts (%)	-0.24
Highest Extrapolated SAR (W/Kg)	0.8394
SAR 1g (W/Kg)	0.2640
Peak SAR Location	5mm(x),-40mm(y),2mm(z)

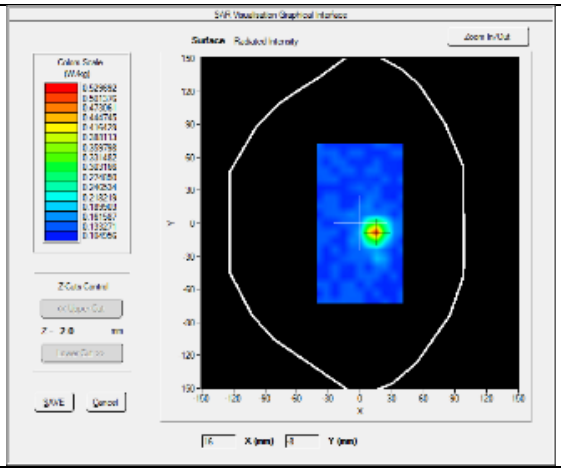

SURFACE SAR

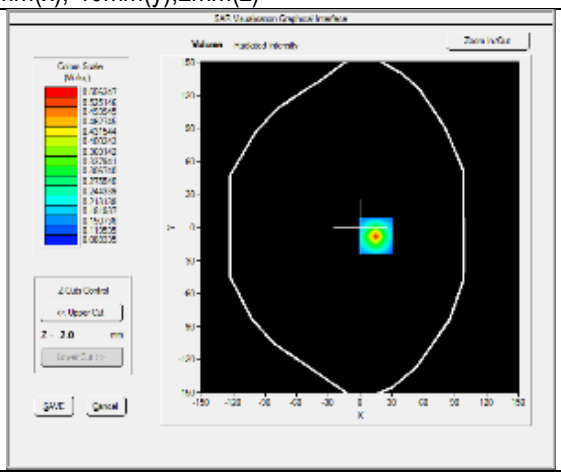

VOLUME SAR

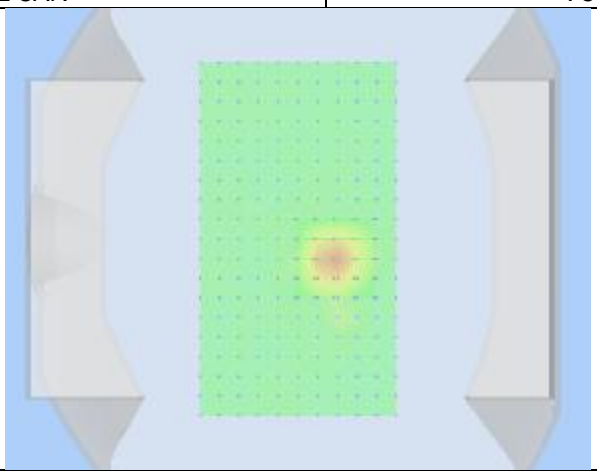

3D View Plot

802.11-VHT40

Test specification:	Plane_Body_Low_VHT40_5190_Back Touch			
Environ Conditions:	Temp(oC):	21.2	Result:	Pass
	Humidity (%):	52		
	Atmospheric(mPa):	1092.4		
Mains Power:	N/A			
Test Date:	07/122017			
Tested by:	Arthur Tie			
Remarks:				

Frequency (MHz)	5190.000000
Relative permittivity (real part)	44.97
Conductivity (S/m)	6.17
Transmission Duty Factor	1.0
Probe SN	2715_EPGO259
Conversion Factor (dB)	3.01
Area Scan Resolution	8 mm
Zoom Scan Resolution	dx=4mm, dy=4mm, dz=2mm
Zoom Scan Size	24x24x24 mm
Measurement Drifts (%)	-2.22
Highest Extrapolated SAR (W/Kg)	1.1910
SAR 1g (W/Kg)	0.3515
Peak SAR Location	13mm(x),-64mm(y),2mm(z)

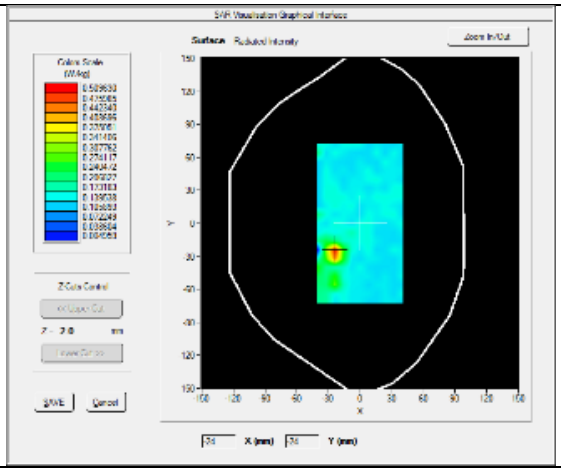

SURFACE SAR

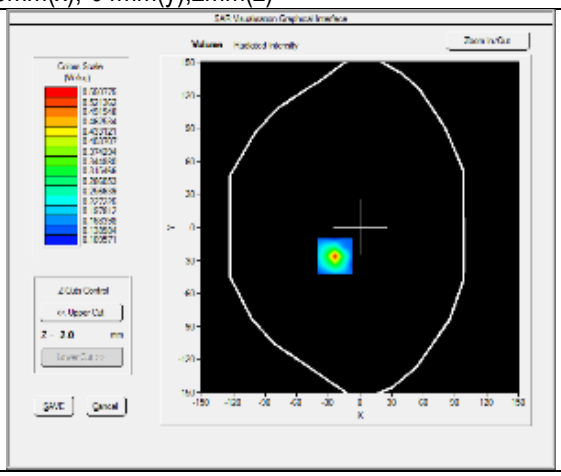

VOLUME SAR

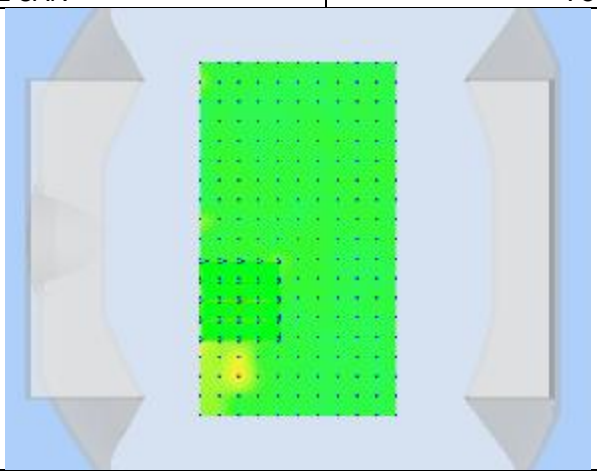

3D View Plot

Test specification:	Plane_Body_High_VHT40_5230_Back Touch			
Environ Conditions:	Temp(oC):	23.5	Result:	Pass
	Humidity (%):	47		
	Atmospheric(mPa):	1185.7		
Mains Power:	N/A			
Test Date:	07/122017			
Tested by:	Arthur Tie			
Remarks:				

Frequency (MHz)	5230.000000
Relative permittivity (real part)	44.97
Conductivity (S/m)	6.17
Transmission Duty Factor	1.0
Probe SN	2715_EPGO259
Conversion Factor (dB)	3.01
Area Scan Resolution	8 mm
Zoom Scan Resolution	dx=4mm, dy=4mm, dz=2mm
Zoom Scan Size	24x24x24 mm
Measurement Drifts (%)	-2.11
Highest Extrapolated SAR (W/Kg)	0.7096
SAR 1g (W/Kg)	0.3629
Peak SAR Location	-3mm(x),-80mm(y),2mm(z)

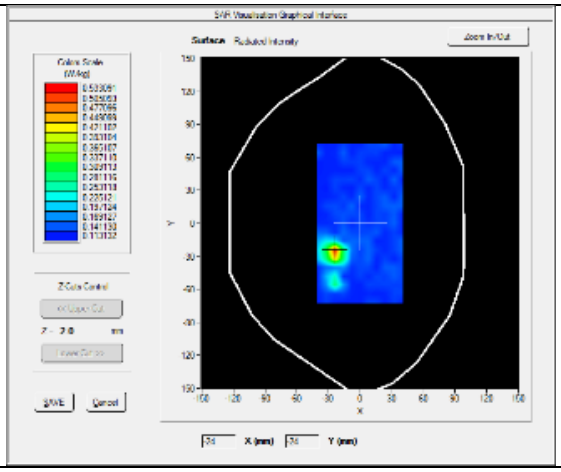

SURFACE SAR

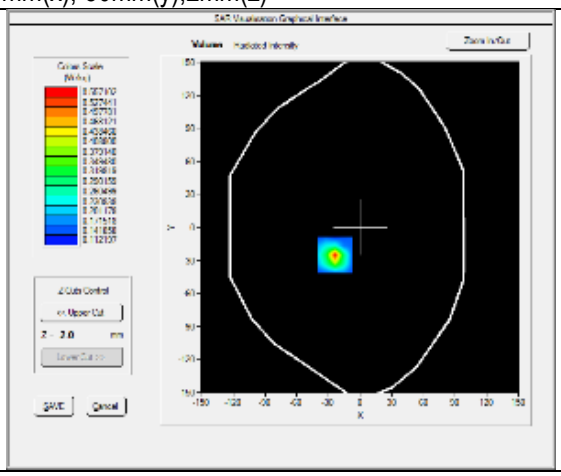

VOLUME SAR

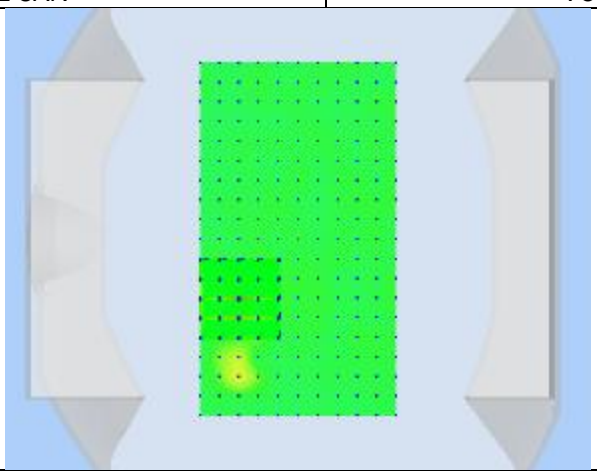

3D View Plot

Test specification:	Plane_Body_Low_VHT40_5190_Left Touch			
Environ Conditions:	Temp(oC):	22.3	Result:	Pass
	Humidity(%):	49		
	Atmospheric(mPa):	1201.6		
Mains Power:	N/A			
Test Date:	07/11/2017			
Tested by:	Arthur Tie			
Remarks:				

Frequency (MHz)	5190.000000
Relative permittivity (real part)	44.97
Conductivity (S/m)	6.17
Transmission Duty Factor	1.0
Probe SN	2715_EPGO259
Conversion Factor (dB)	3.01
Area Scan Resolution	8 mm
Zoom Scan Resolution	dx=4mm, dy=4mm, dz=2mm
Zoom Scan Size	24x24x24 mm
Measurement Drifts (%)	-2.81
Highest Extrapolated SAR (W/Kg)	0.9835
SAR 1g (W/Kg)	0.4096
Peak SAR Location	21mm(x),-32mm(y),2mm(z)

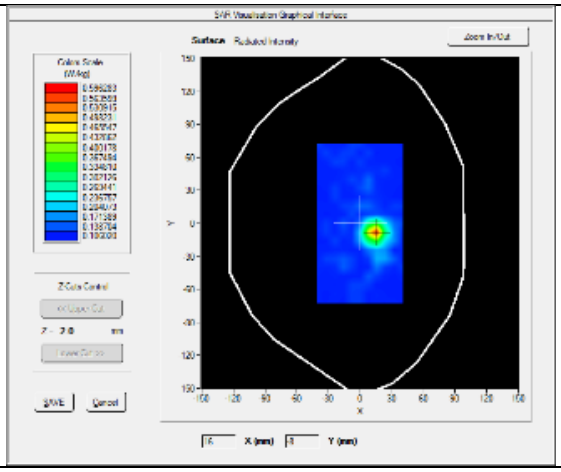

SURFACE SAR

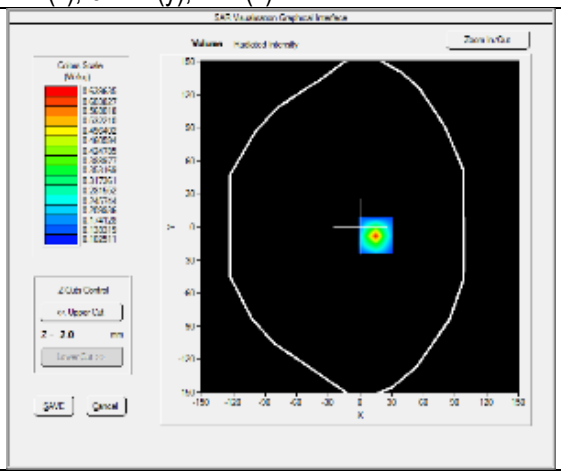

VOLUME SAR

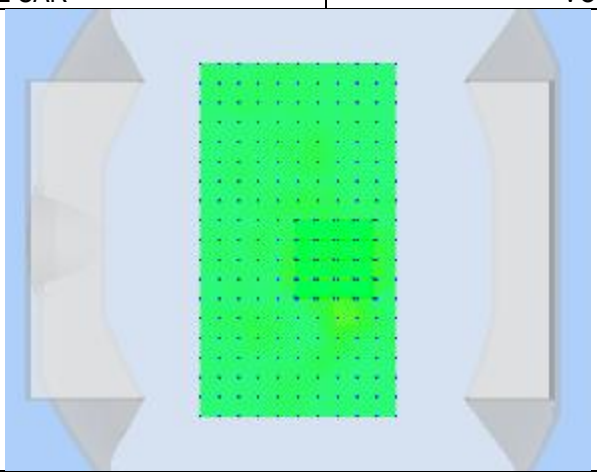

3D View Plot

Test specification:	Plane_Body_Low_VHT40_5230_Left Touch			
Environ Conditions:	Temp(oC):	22.3	Result:	Pass
	Humidity(%):	49		
	Atmospheric(mPa):	1201.6		
Mains Power:	N/A			
Test Date:	07/11/2017			
Tested by:	Arthur Tie			
Remarks:				

Frequency (MHz)	5230.000000
Relative permittivity (real part)	44.97
Conductivity (S/m)	6.17
Transmission Duty Factor	1.0
Probe SN	2715_EPGO259
Conversion Factor (dB)	3.01
Area Scan Resolution	8 mm
Zoom Scan Resolution	dx=4mm, dy=4mm, dz=2mm
Zoom Scan Size	24x24x24 mm
Measurement Drifts (%)	-2.81
Highest Extrapolated SAR (W/Kg)	0.9835
SAR 1g (W/Kg)	0.3392
Peak SAR Location	21mm(x),-32mm(y),2mm(z)

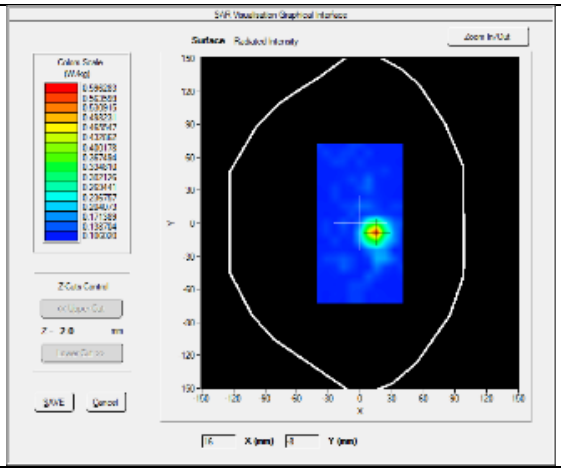

SURFACE SAR

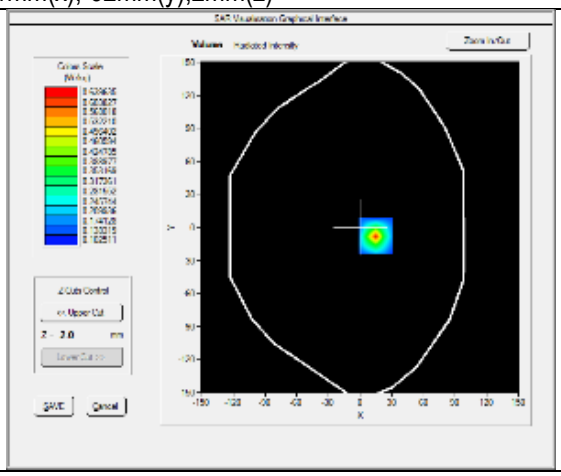

VOLUME SAR

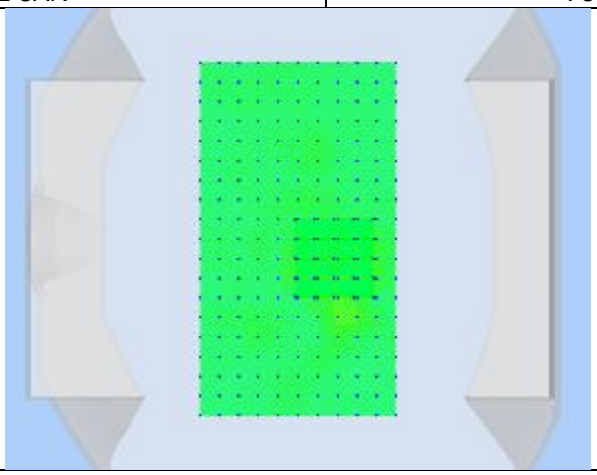

3D View Plot

Test specification:	Plane_Body_Low_VHT40_5270_Back Touch			
Environ Conditions:	Temp(oC):	21.7	Result:	Pass
	Humidity(%):	45		
	Atmospheric(mPa):	1193.1		
Mains Power:	N/A			
Test Date:	07/11/2017			
Tested by:	Arthur Tie			
Remarks:				

Frequency (MHz)	5270.000000
Relative permittivity (real part)	44.36
Conductivity (S/m)	6.43
Transmission Duty Factor	1.0
Probe SN	2715_EPGO259
Conversion Factor (dB)	3.01
Area Scan Resolution	8 mm
Zoom Scan Resolution	dx=4mm, dy=4mm, dz=2mm
Zoom Scan Size	24x24x24 mm
Measurement Drifts (%)	2.47
Highest Extrapolated SAR (W/Kg)	1.2030
SAR 1g (W/Kg)	0.3597
Peak SAR Location	13mm(x),-64mm(y),2mm(z)

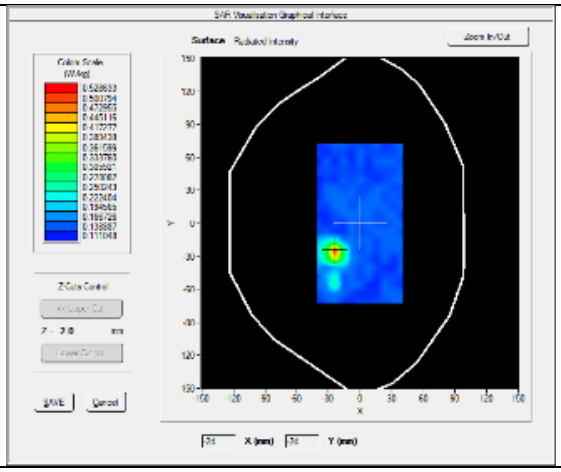

SURFACE SAR

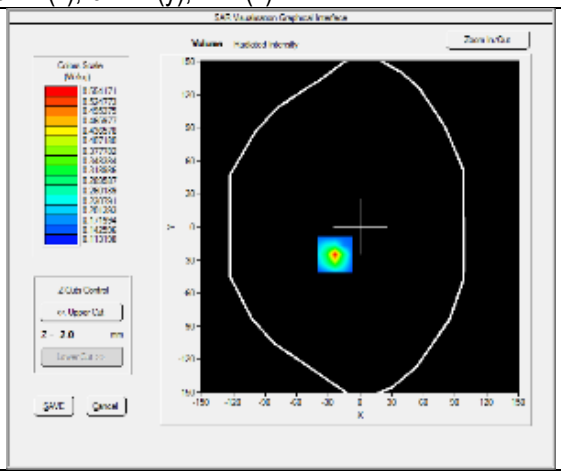

VOLUME SAR

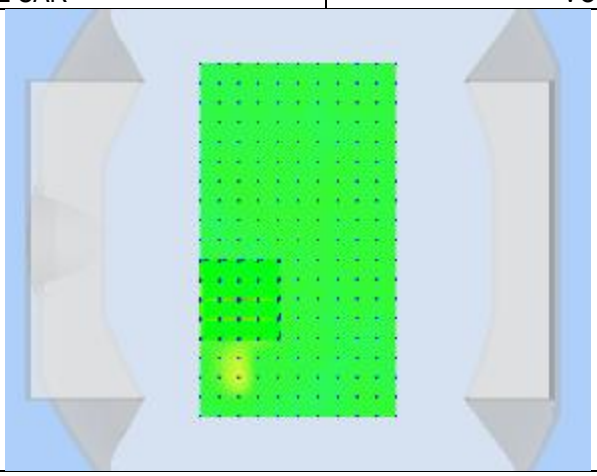

3D View Plot

Test specification:	Plane_Body_High_VHT40_5310_Back Touch			
Environ Conditions:	Temp(oC):	23.5	Result:	Pass
	Humidity (%):	47		
	Atmospheric(mPa):	1185.7		
Mains Power:	N/A			
Test Date:	07/122017			
Tested by:	Arthur Tie			
Remarks:				

Frequency (MHz)	5310.000000
Relative permittivity (real part)	44.36
Conductivity (S/m)	6.43
Transmission Duty Factor	1.0
Probe SN	2715_EPGO259
Conversion Factor (dB)	3.05
Area Scan Resolution	8 mm
Zoom Scan Resolution	dx=4mm, dy=4mm, dz=2mm
Zoom Scan Size	24x24x24 mm
Measurement Drifts (%)	2.27
Highest Extrapolated SAR (W/Kg)	0.5093
SAR 1g (W/Kg)	0.3651
Peak SAR Location	-3mm(x),-80mm(y),2mm(z)

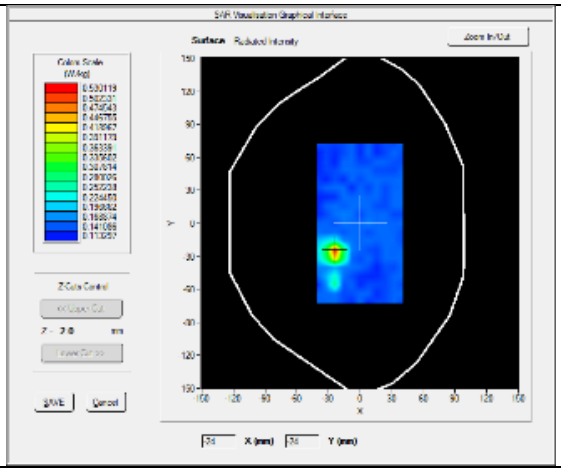

SURFACE SAR

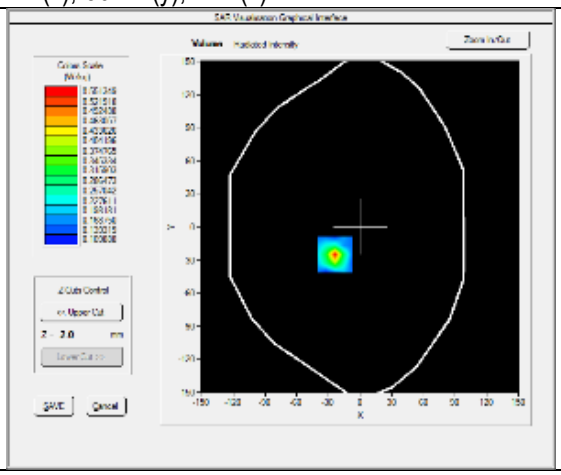

VOLUME SAR

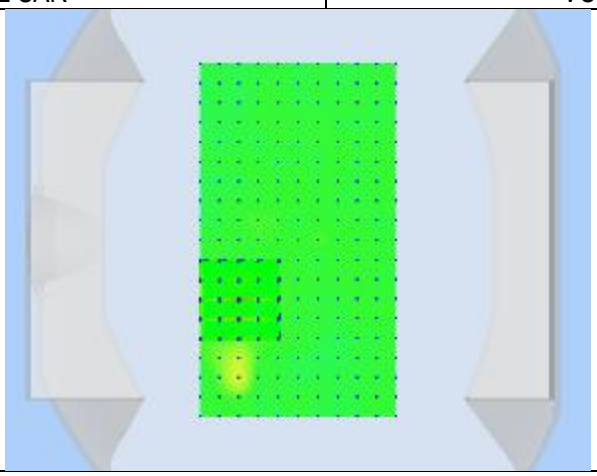

3D View Plot

Test specification:	Plane_Body_Low_VHT40_5270_Left Touch			
Environ Conditions:	Temp(oC):	22.3	Result:	Pass
	Humidity(%):	49		
	Atmospheric(mPa):	1201.6		
Mains Power:	N/A			
Test Date:	07/11/2017			
Tested by:	Arthur Tie			
Remarks:				

Frequency (MHz)	5270.000000
Relative permittivity (real part)	44.36
Conductivity (S/m)	6.43
Transmission Duty Factor	1.0
Probe SN	2715_EPGO259
Conversion Factor (dB)	3.01
Area Scan Resolution	8 mm
Zoom Scan Resolution	dx=4mm, dy=4mm, dz=2mm
Zoom Scan Size	24x24x24 mm
Measurement Drifts (%)	-1.27
Highest Extrapolated SAR (W/Kg)	0.5498
SAR 1g (W/Kg)	0.3187
Peak SAR Location	-27mm(x),-24mm(y),2mm(z)

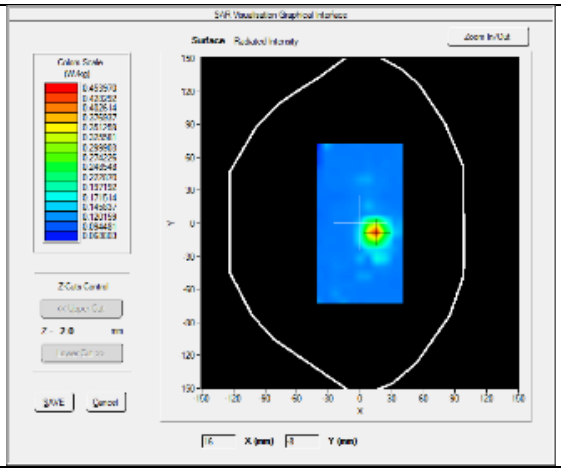

SURFACE SAR

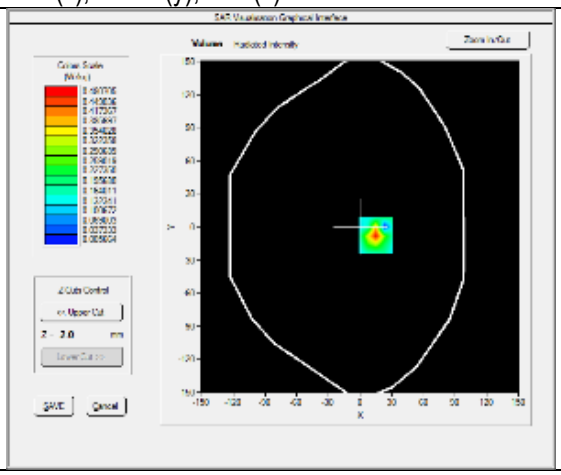

VOLUME SAR

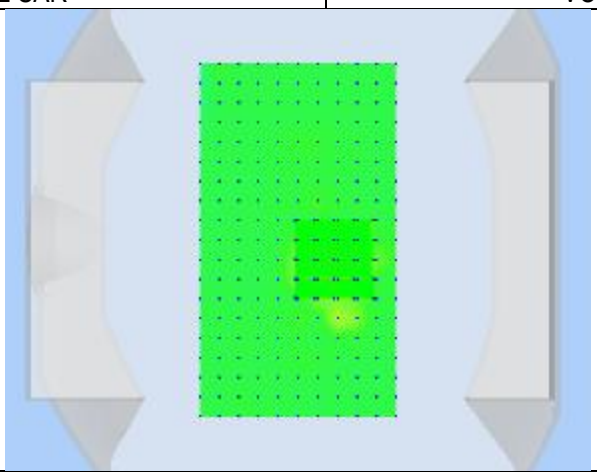

3D View Plot

Test specification:	Plane_Body_Low_VHT40_5310_Left Touch			
Environ Conditions:	Temp(oC):	22.3	Result:	Pass
	Humidity(%):	49		
	Atmospheric(mPa):	1201.6		
Mains Power:	N/A			
Test Date:	07/11/2017			
Tested by:	Arthur Tie			
Remarks:				

Frequency (MHz)	5310.000000
Relative permittivity (real part)	44.36
Conductivity (S/m)	6.43
Transmission Duty Factor	1.0
Probe SN	2715_EPGO259
Conversion Factor (dB)	3.01
Area Scan Resolution	8 mm
Zoom Scan Resolution	dx=4mm, dy=4mm, dz=2mm
Zoom Scan Size	24x24x24 mm
Measurement Drifts (%)	-1.27
Highest Extrapolated SAR (W/Kg)	0.5498
SAR 1g (W/Kg)	0.3115
Peak SAR Location	-27mm(x),-24mm(y),2mm(z)

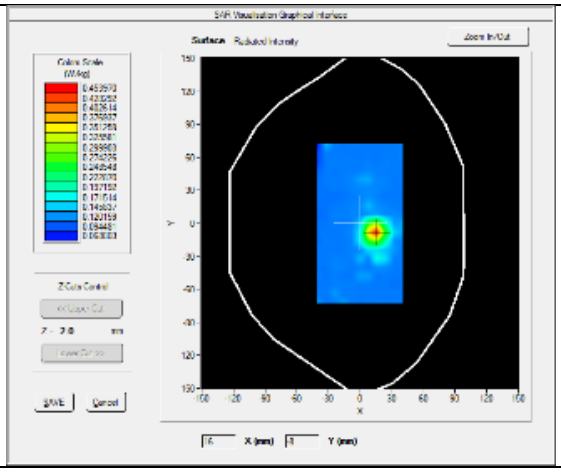

SURFACE SAR

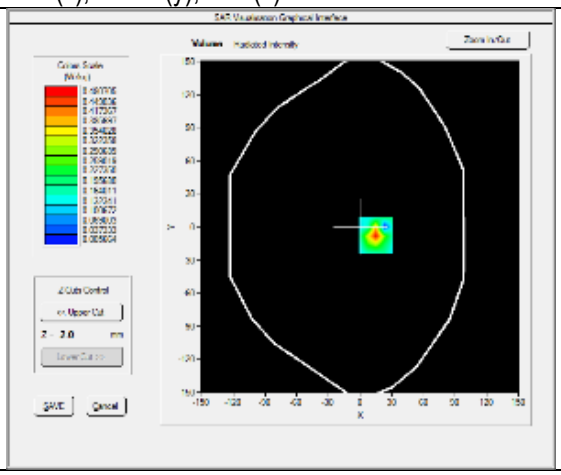

VOLUME SAR

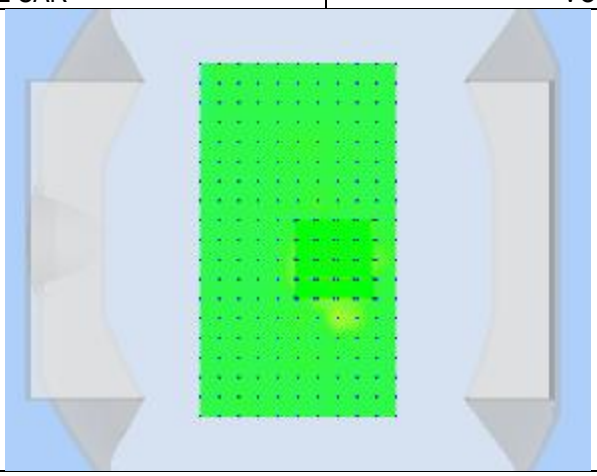

3D View Plot

Test specification:	Plane_Body_Low_VHT40_5510_Back Touch			
Environ Conditions:	Temp(oC):	21.7	Result:	Pass
	Humidity(%):	45		
	Atmospheric(mPa):	1193.1		
Mains Power:	N/A			
Test Date:	07/11/2017			
Tested by:	Arthur Tie			
Remarks:				

Frequency (MHz)	5510.000000
Relative permittivity (real part)	46.22
Conductivity (S/m)	5.55
Transmission Duty Factor	1.0
Probe SN	2715_EPGO259
Conversion Factor (dB)	3.21
Area Scan Resolution	8 mm
Zoom Scan Resolution	dx=4mm, dy=4mm, dz=2mm
Zoom Scan Size	24x24x24 mm
Measurement Drifts (%)	-0.87
Highest Extrapolated SAR (W/Kg)	0.9510
SAR 1g (W/Kg)	0.4295
Peak SAR Location	21mm(x),-64mm(y),2mm(z)

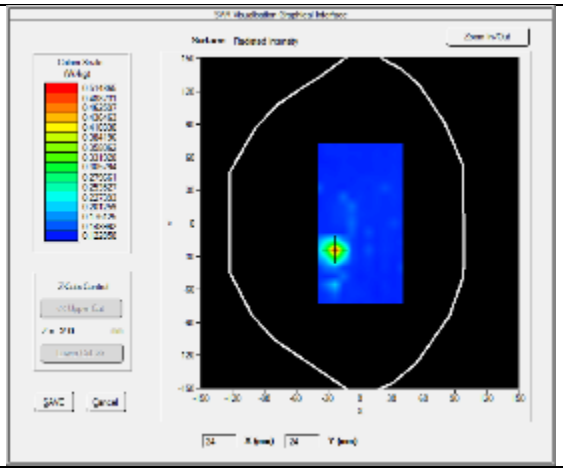

SURFACE SAR

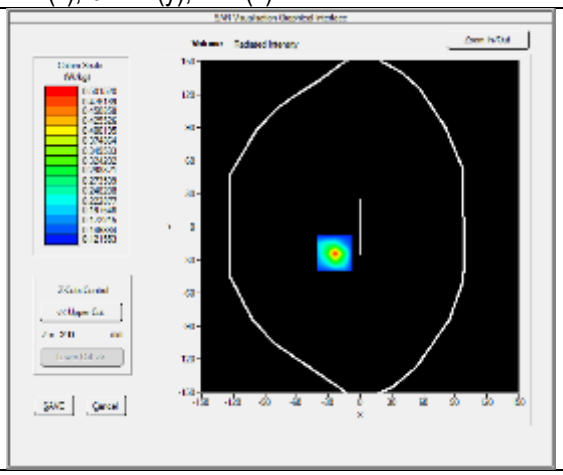

VOLUME SAR

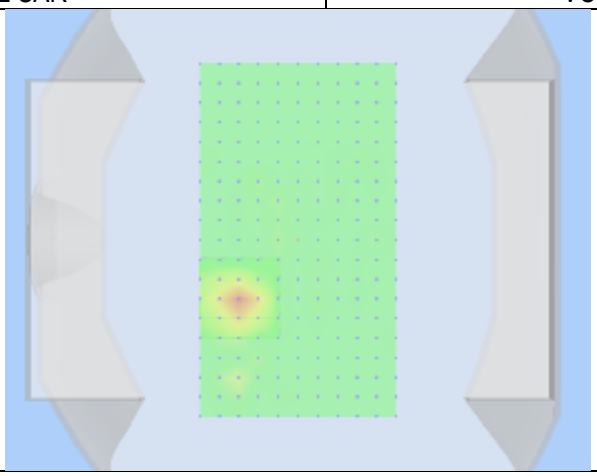

3D View Plot

Test specification:	Plane_Body_Middle_VHT40_5590_Back Touch			
Environ Conditions:	Temp(oC):	21.2	Result:	Pass
	Humidity(%):	52		
	Atmospheric(mPa):	1092.4		
Mains Power:	N/A			
Test Date:	07/122017			
Tested by:	Arthur Tie			
Remarks:				

Frequency (MHz)	5590.000000
Relative permittivity (real part)	46.13
Conductivity (S/m)	5.61
Transmission Duty Factor	1.0
Probe SN	2715_EPGO259
Conversion Factor (dB)	3.21
Area Scan Resolution	8 mm
Zoom Scan Resolution	dx=4mm, dy=4mm, dz=2mm
Zoom Scan Size	24x24x24 mm
Measurement Drifts (%)	3.65
Highest Extrapolated SAR (W/Kg)	1.0038
SAR 1g (W/Kg)	0.2791
Peak SAR Location	21mm(x),-64mm(y),2mm(z)

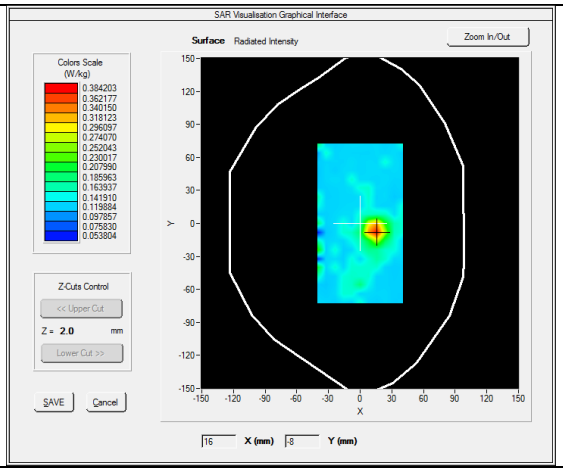

SURFACE SAR

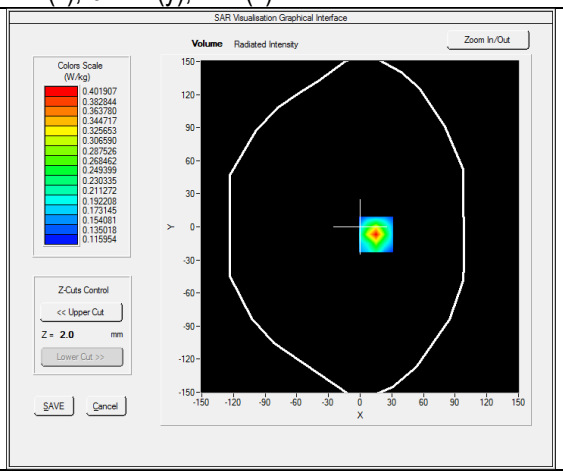

VOLUME SAR

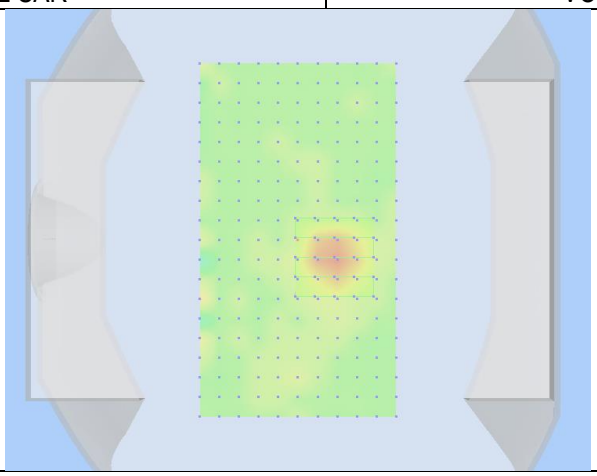

3D View Plot

Test specification:	Plane_Body_High_VHT40_5670_Back Touch			
Environ Conditions:	Temp(oC):	23.5	Result:	Pass
	Humidity (%):	47		
	Atmospheric(mPa):	1185.7		
Mains Power:	N/A			
Test Date:	07/13/2017			
Tested by:	Arthur Tie			
Remarks:				

Frequency (MHz)	5670.000000
Relative permittivity (real part)	46.13
Conductivity (S/m)	5.61
Transmission Duty Factor	1.0
Probe SN	2715_EPGO259
Conversion Factor (dB)	3.21
Area Scan Resolution	8 mm
Zoom Scan Resolution	dx=4mm, dy=4mm, dz=2mm
Zoom Scan Size	24x24x24 mm
Measurement Drifts (%)	3.28
Highest Extrapolated SAR (W/Kg)	0.4048
SAR 1g (W/Kg)	0.2779
Peak SAR Location	-3mm(x),-80mm(y),2mm(z)

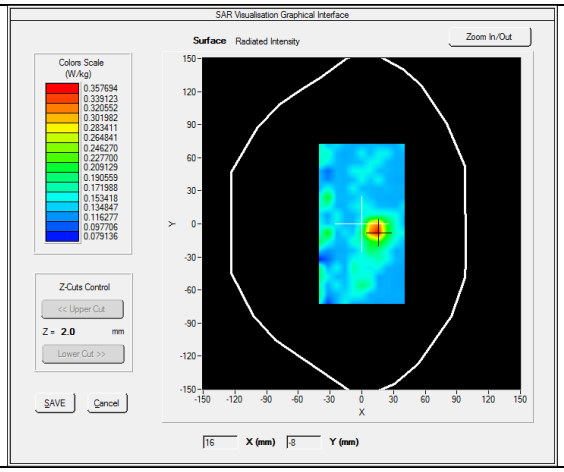

SURFACE SAR

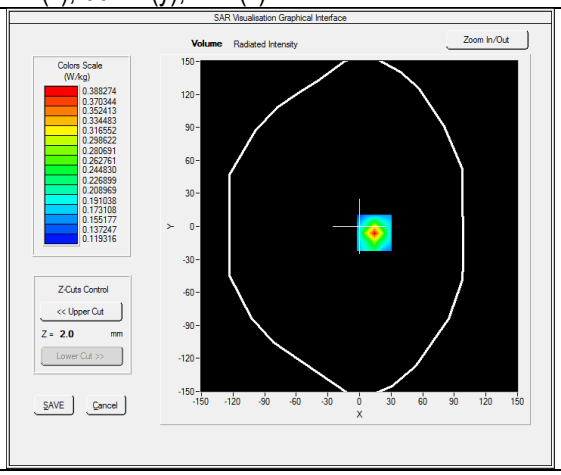

VOLUME SAR

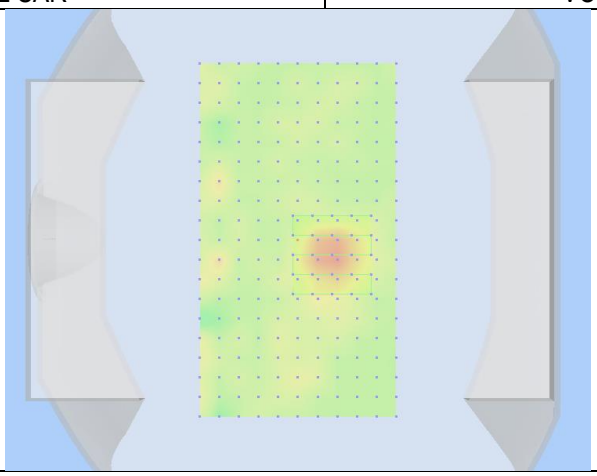

3D View Plot

Test specification:	Plane_Body_Middle_VHT40_5510_Left Touch			
Environ Conditions:	Temp(oC):	22.3	Result:	Pass
	Humidity(%):	49		
	Atmospheric(mPa):	1201.6		
Mains Power:	N/A			
Test Date:	07/11/2017			
Tested by:	Arthur Tie			
Remarks:				

Frequency (MHz)	5510.000000
Relative permittivity (real part)	46.13
Conductivity (S/m)	5.61
Transmission Duty Factor	1.0
Probe SN	2715_EPGO259
Conversion Factor (dB)	3.21
Area Scan Resolution	8 mm
Zoom Scan Resolution	dx=4mm, dy=4mm, dz=2mm
Zoom Scan Size	24x24x24 mm
Measurement Drifts (%)	0.24
Highest Extrapolated SAR (W/Kg)	0.4593
SAR 1g (W/Kg)	0.1272
Peak SAR Location	45mm(x),-48mm(y),2mm(z)

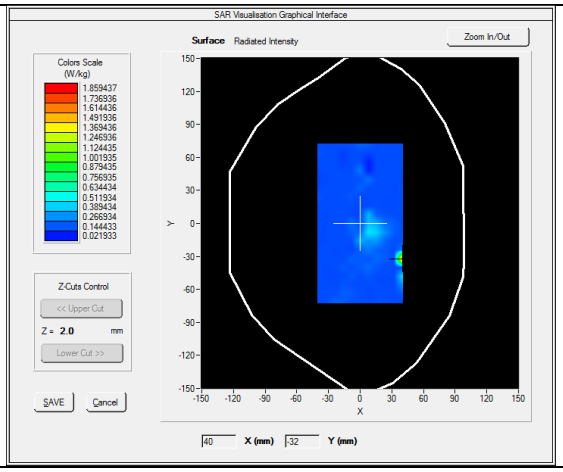

SURFACE SAR

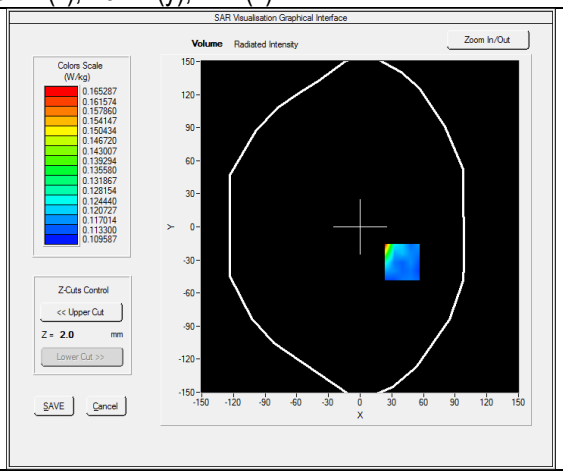

VOLUME SAR

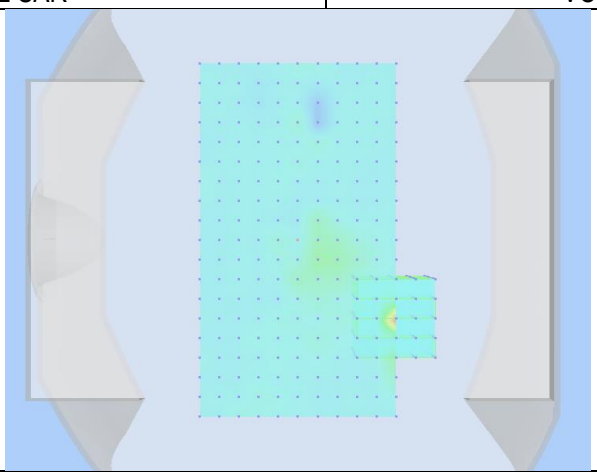

3D View Plot

Test specification:	Plane_Body_Middle_VHT40_5590_Left Touch			
Environ Conditions:	Temp(oC):	22.3	Result:	Pass
	Humidity(%):	49		
	Atmospheric(mPa):	1201.6		
Mains Power:	N/A			
Test Date:	07/11/2017			
Tested by:	Arthur Tie			
Remarks:				

Frequency (MHz)	5590.000000
Relative permittivity (real part)	46.13
Conductivity (S/m)	5.61
Transmission Duty Factor	1.0
Probe SN	2715_EPGO259
Conversion Factor (dB)	3.21
Area Scan Resolution	8 mm
Zoom Scan Resolution	dx=4mm, dy=4mm, dz=2mm
Zoom Scan Size	24x24x24 mm
Measurement Drifts (%)	0.24
Highest Extrapolated SAR (W/Kg)	0.4593
SAR 1g (W/Kg)	0.2907
Peak SAR Location	45mm(x),-48mm(y),2mm(z)

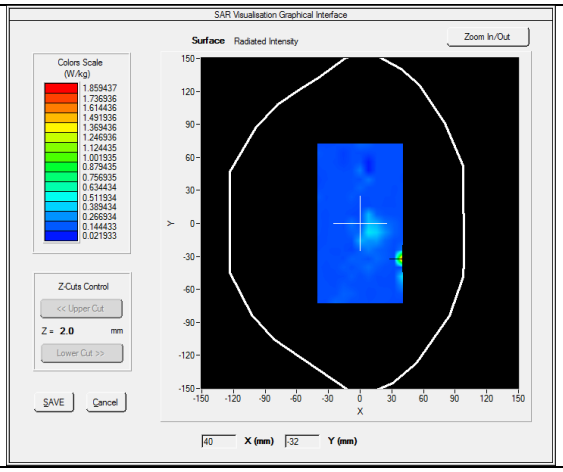

SURFACE SAR

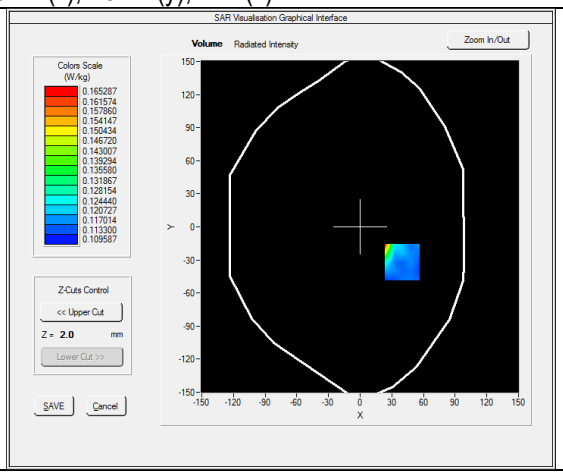

VOLUME SAR

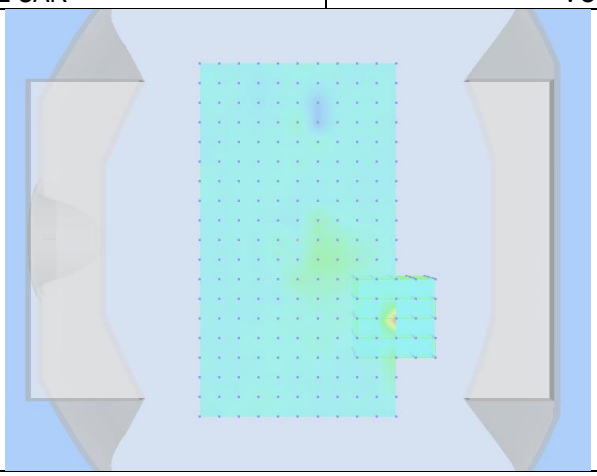

3D View Plot

Test specification:	Plane_Body_Middle_VHT40_5670_Left Touch			
Environ Conditions:	Temp(oC):	22.3	Result:	Pass
	Humidity(%):	49		
	Atmospheric(mPa):	1201.6		
Mains Power:	N/A			
Test Date:	07/11/2017			
Tested by:	Arthur Tie			
Remarks:				

Frequency (MHz)	5670.000000
Relative permittivity (real part)	46.13
Conductivity (S/m)	5.61
Transmission Duty Factor	1.0
Probe SN	2715_EPGO259
Conversion Factor (dB)	3.21
Area Scan Resolution	8 mm
Zoom Scan Resolution	dx=4mm, dy=4mm, dz=2mm
Zoom Scan Size	24x24x24 mm
Measurement Drifts (%)	0.24
Highest Extrapolated SAR (W/Kg)	0.4593
SAR 1g (W/Kg)	0.2821
Peak SAR Location	45mm(x),-48mm(y),2mm(z)

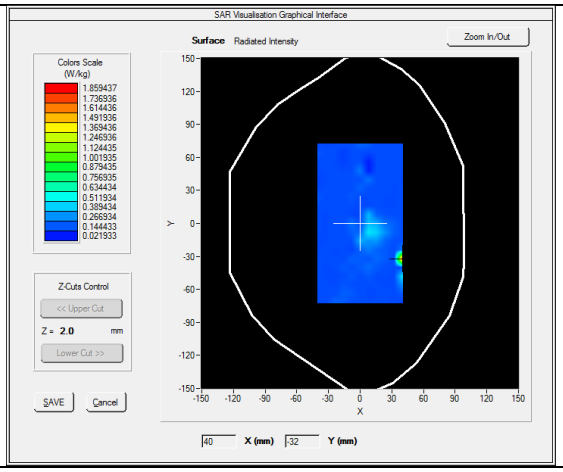

SURFACE SAR

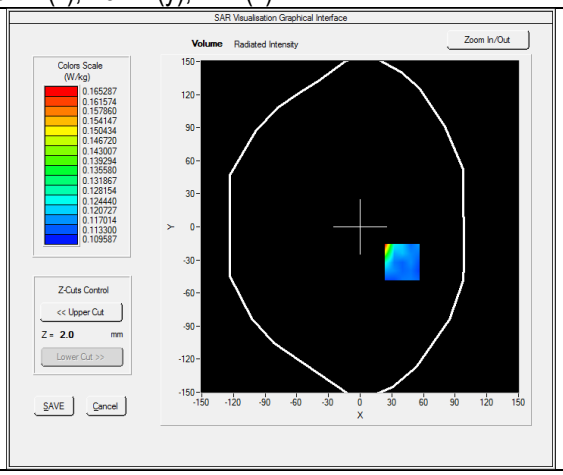

VOLUME SAR

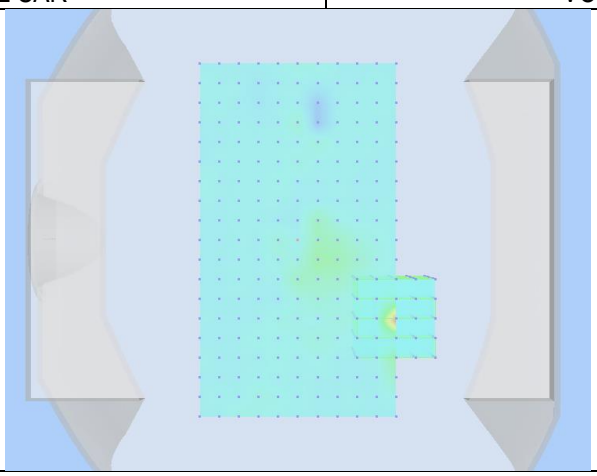

3D View Plot

Test specification:	Plane_Body_Low_VHT40_5755_Back Touch			
Environ Conditions:	Temp(oC):	21.7	Result:	Pass
	Humidity(%):	45		
	Atmospheric(mPa):	1193.1		
Mains Power:	N/A			
Test Date:	07/13/2017			
Tested by:	Arthur Tie			
Remarks:				

Frequency (MHz)	5755.000000
Relative permittivity (real part)	46.07
Conductivity (S/m)	5.68
Transmission Duty Factor	1.0
Probe SN	2715_EPGO259
Conversion Factor (dB)	2.99
Area Scan Resolution	8 mm
Zoom Scan Resolution	dx=4mm, dy=4mm, dz=2mm
Zoom Scan Size	24x24x24 mm
Measurement Drifts (%)	0.08
Highest Extrapolated SAR (W/Kg)	0.9916
SAR 1g (W/Kg)	0.6963
Peak SAR Location	21mm(x),-64mm(y),2mm(z)

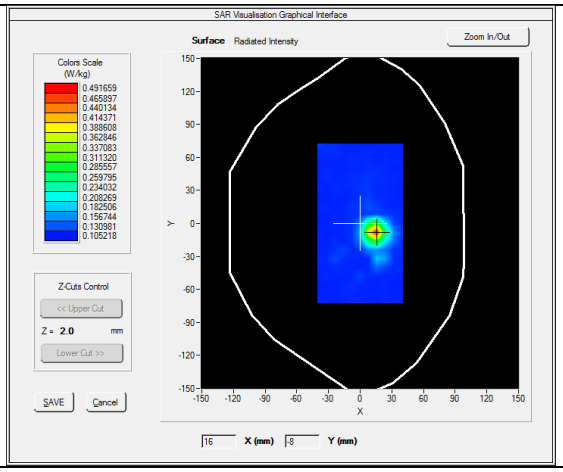

SURFACE SAR

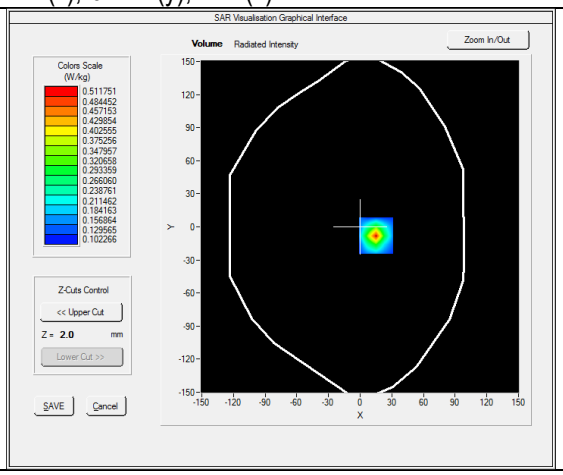

VOLUME SAR

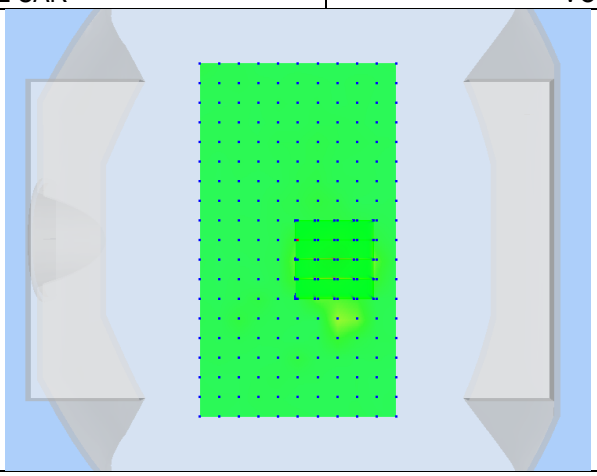

3D View Plot

Test specification:	Plane_Body_Low_VHT40_5755_Left Touch			
Environ Conditions:	Temp(oC):	23.5	Result:	Pass
	Humidity (%):	47		
	Atmospheric(mPa):	1185.7		
Mains Power:	N/A			
Test Date:	07/13/2017			
Tested by:	Arthur Tie			
Remarks:				

Frequency (MHz)	5755.000000
Relative permittivity (real part)	46.07
Conductivity (S/m)	5.68
Transmission Duty Factor	1.0
Probe SN	2715_EPGO259
Conversion Factor (dB)	2.99
Area Scan Resolution	8 mm
Zoom Scan Resolution	dx=4mm, dy=4mm, dz=2mm
Zoom Scan Size	24x24x24 mm
Measurement Drifts (%)	1.15
Highest Extrapolated SAR (W/Kg)	0.4030
SAR 1g (W/Kg)	0.1516
Peak SAR Location	-3mm(x),-80mm(y),2mm(z)

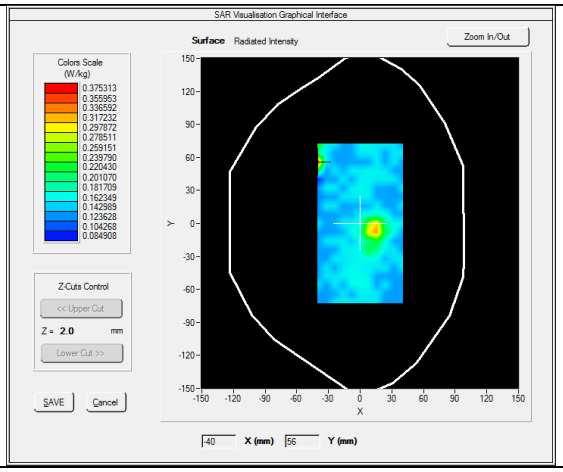

SURFACE SAR

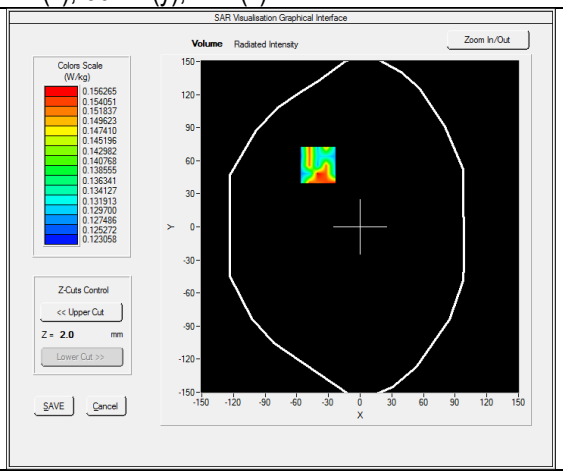

VOLUME SAR

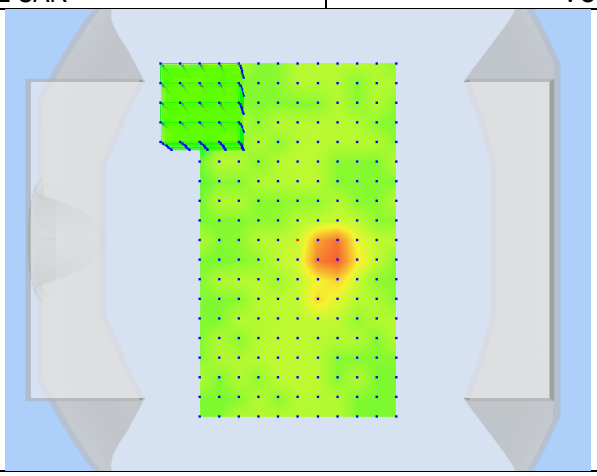

3D View Plot

Test specification:	Plane_Body_Middle_VHT80_5210_Back Touch			
Environ Conditions:	Temp(oC):	22.3	Result:	Pass
	Humidity(%):	49		
	Atmospheric(mPa):	1201.6		
Mains Power:	N/A			
Test Date:	07/11/2017			
Tested by:	Arthur Tie			
Remarks:				

Frequency (MHz)	5210.000000
Relative permittivity (real part)	46.07
Conductivity (S/m)	5.68
Transmission Duty Factor	1.0
Probe SN	2715_EPGO259
Conversion Factor (dB)	3.01
Area Scan Resolution	8 mm
Zoom Scan Resolution	dx=4mm, dy=4mm, dz=2mm
Zoom Scan Size	24x24x24 mm
Measurement Drifts (%)	-1.14
Highest Extrapolated SAR (W/Kg)	0.4440
SAR 1g (W/Kg)	0.3998
Peak SAR Location	5mm(x),-40mm(y),2mm(z)

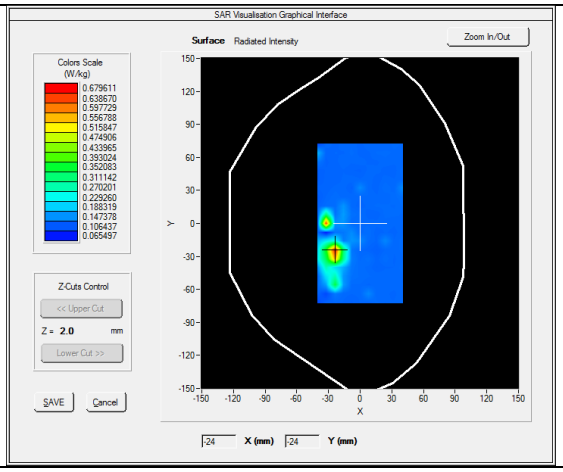

SURFACE SAR

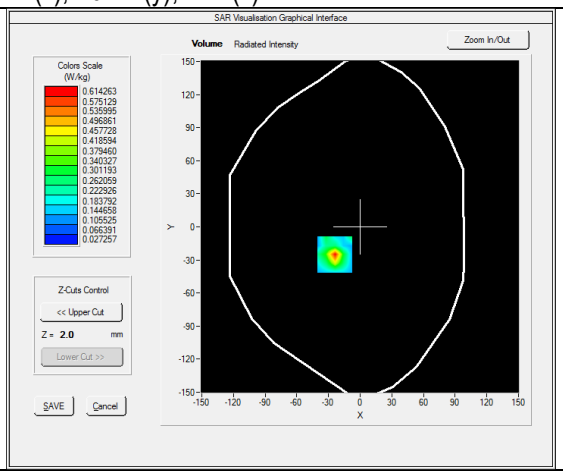

VOLUME SAR

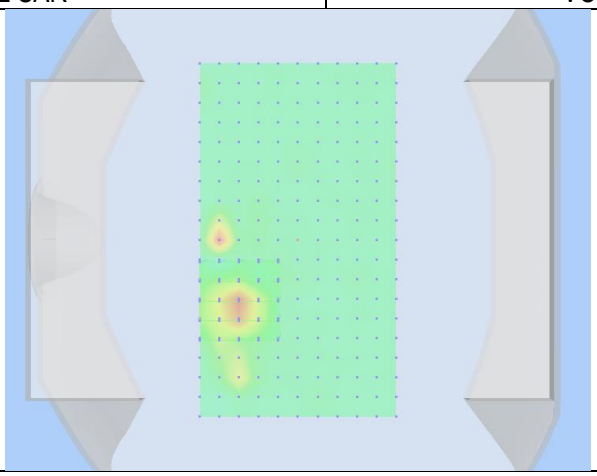

3D View Plot

Test specification:	Plane_Body_Middle_VHT80_5210_Left Touch			
Environ Conditions:	Temp(oC):	21.7	Result:	Pass
	Humidity(%):	45		
	Atmospheric(mPa):	1193.1		
Mains Power:	N/A			
Test Date:	07/11/2017			
Tested by:	Arthur Tie			
Remarks:				

Frequency (MHz)	5210.000000
Relative permittivity (real part)	46.00
Conductivity (S/m)	5.75
Transmission Duty Factor	1.0
Probe SN	2715_EPGO259
Conversion Factor (dB)	3.01
Area Scan Resolution	8 mm
Zoom Scan Resolution	dx=4mm, dy=4mm, dz=2mm
Zoom Scan Size	24x24x24 mm
Measurement Drifts (%)	0.44
Highest Extrapolated SAR (W/Kg)	0.7793
SAR 1g (W/Kg)	0.3692
Peak SAR Location	13mm(x),-64mm(y),2mm(z)

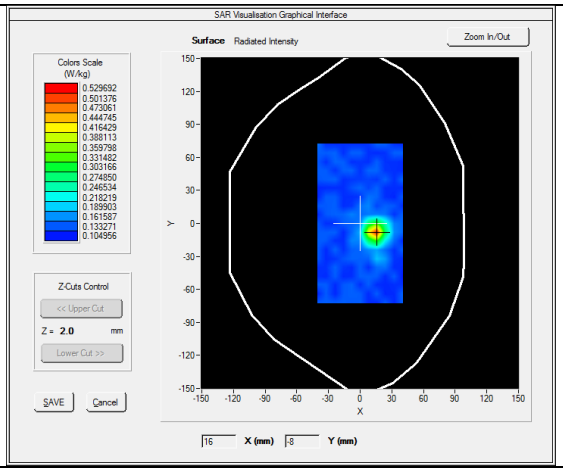

SURFACE SAR

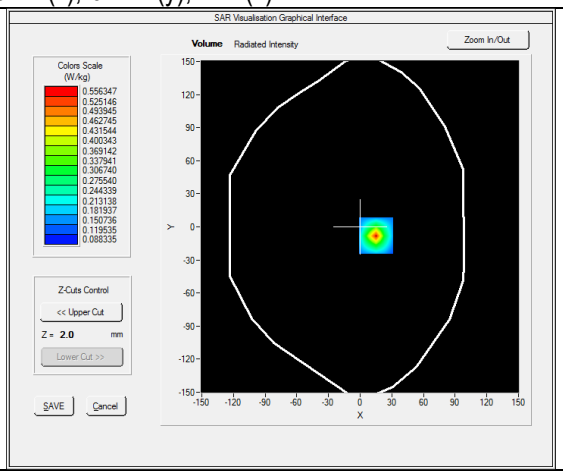

VOLUME SAR

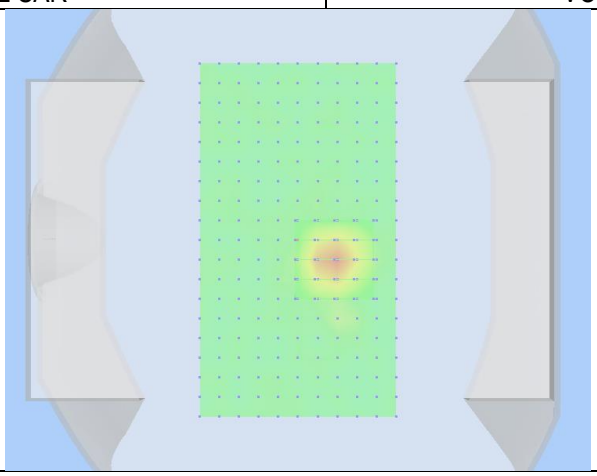

3D View Plot

Test specification:	Plane_Body_Middle_VHT80_5290_Back Touch			
Environ Conditions:	Temp(oC):	21.3	Result:	Pass
	Humidity(%):	48		
	Atmospheric(mPa):	1102.2		
Mains Power:	N/A			
Test Date:	07/12/2017			
Tested by:	Arthur Tie			
Remarks:				

Frequency (MHz)	5290.000000
Relative permittivity (real part)	45.12
Conductivity (S/m)	6.09
Transmission Duty Factor	1.0
Probe SN	2715_EPGO259
Conversion Factor (dB)	3.01
Area Scan Resolution	8 mm
Zoom Scan Resolution	dx=4mm, dy=4mm, dz=2mm
Zoom Scan Size	24x24x24 mm
Measurement Drifts (%)	-0.20
Highest Extrapolated SAR (W/Kg)	1.1487
SAR 1g (W/Kg)	0.2169
Peak SAR Location	13mm(x),-64mm(y),2mm(z)

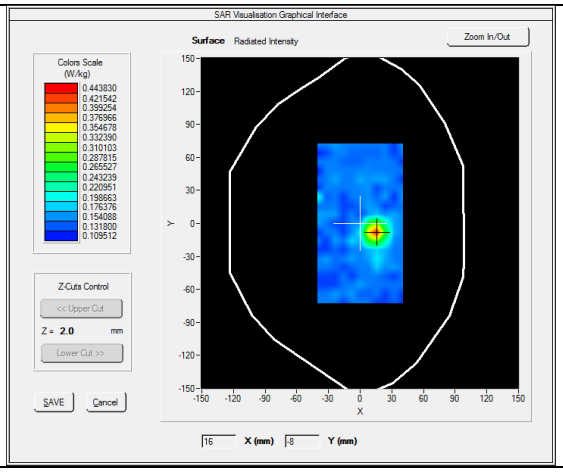

SURFACE SAR

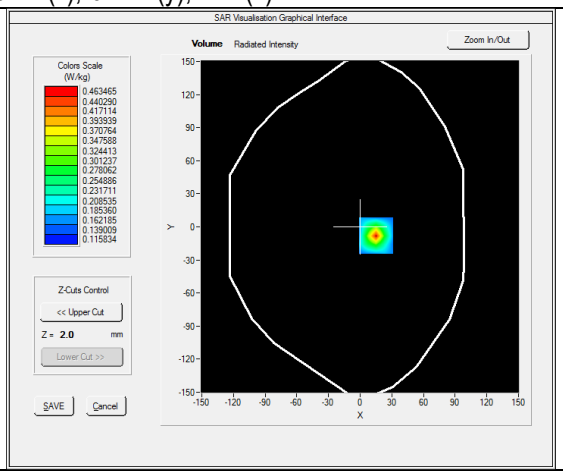

VOLUME SAR

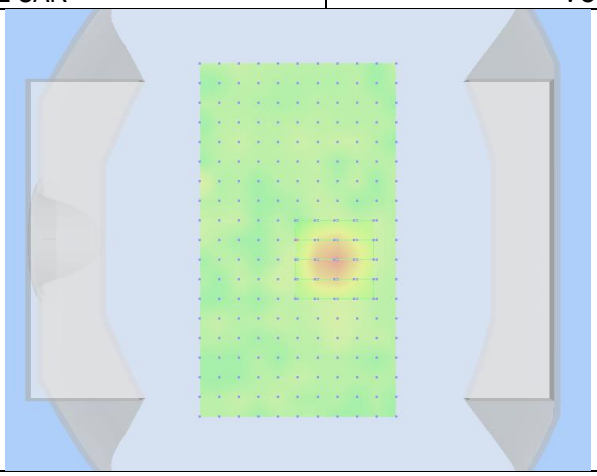

3D View Plot