



ATTACHMENT A – SAR TEST PLOTS

RW 420

SAM II Phantom; Flat Section; Position: (90°,90°); Frequency: 2450 MHz

Probe: ET3DV6 - SN1798; ConvF(4.40,4.40,4.40); Crest factor: 1.0; Body 2450 MHz: $\sigma = 2.03 \text{ mho/m}$ $\epsilon_r = 51.0$ $\rho = 1.00 \text{ g/cm}^3$

Cube 5x5x7: SAR (1g): 0.0444 mW/g, SAR (10g): 0.0231 mW/g

Coarse: Dx = 20.0, Dy = 20.0, Dz = 10.0

Powerdrift: -0.05 dB

Comment :

MODEL : RW 420

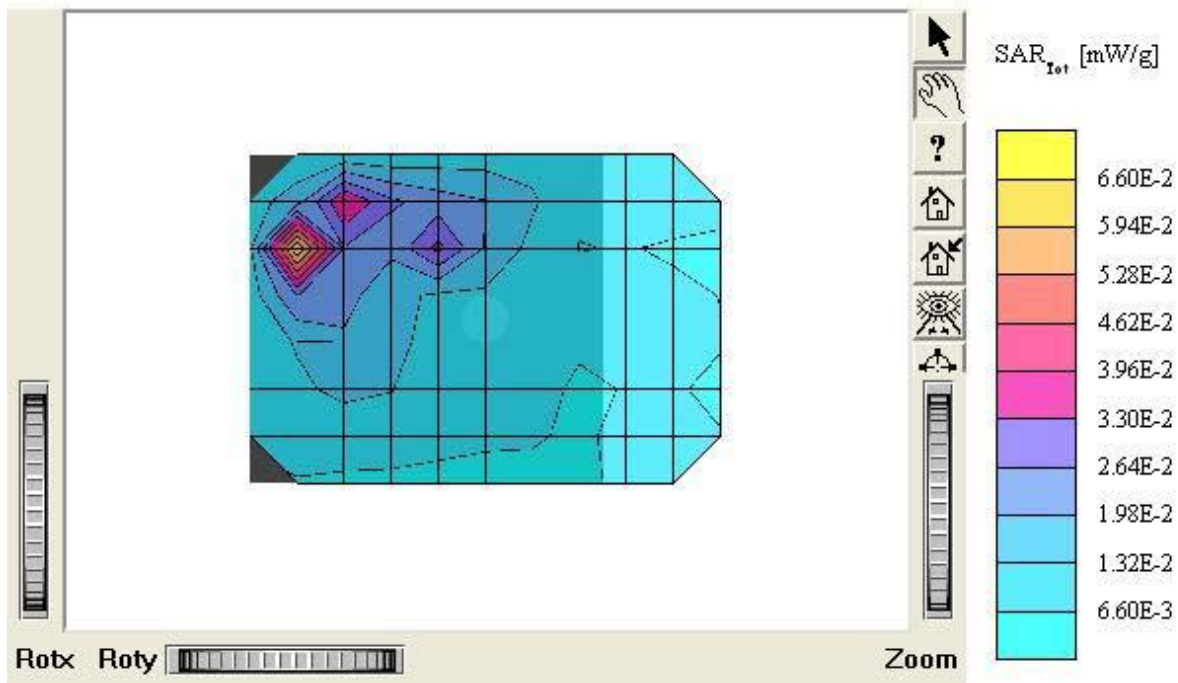
Company : Zebra Technologies Corporation.

Test Position: Back / Antenna: Fixed

Channel : Low

Liquid Temperature : 21.7 °C

Date Tested : October 07, 2005



RW 420

SAM II Phantom, Flat Section; Position: (90°,90°); Frequency: 2450 MHz

Probe: ET3DV6 - SN1798; ConvF(4.40,4.40,4.40); Crest factor: 1.0; Body 2450 MHz: $\sigma = 2.03 \text{ mho/m}$ $\epsilon_r = 51.0$ $\rho = 1.00 \text{ g/cm}^3$

Cube 5x5x7: SAR (1g): 0.0298 mW/g, SAR (10g): 0.0171 mW/g

Coarse: Dx = 20.0, Dy = 20.0, Dz = 10.0

Powerdrift: 0.11 dB

Comment :

MODEL : RW 420

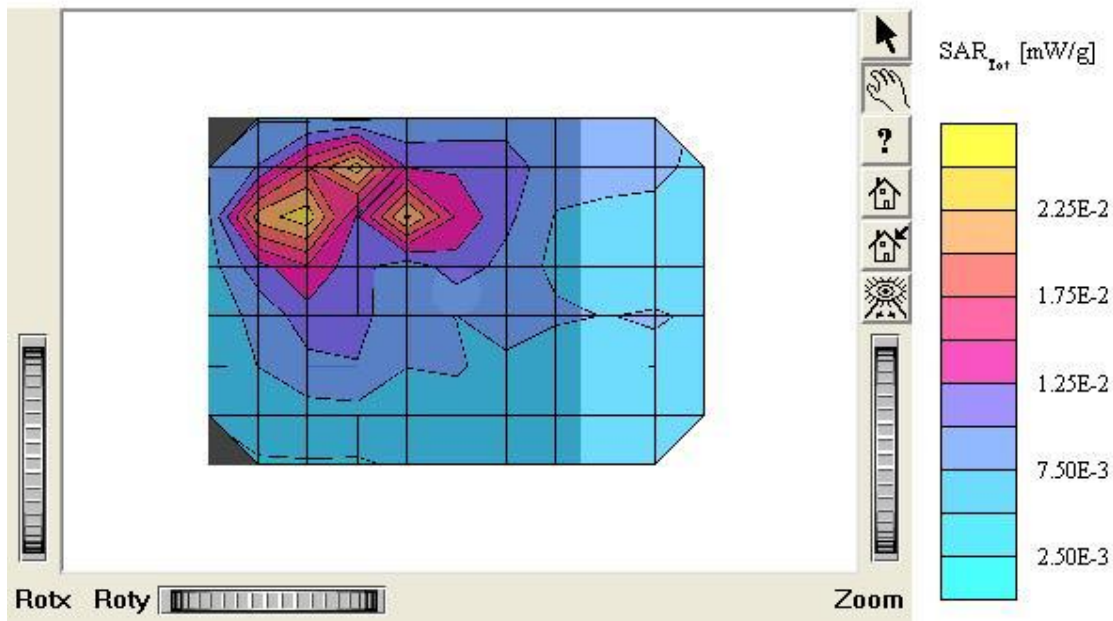
Company : Zebra Technologies Corporation.

Test Position: Back / Antenna: Fixed

Channel : Middle

Liquid Temperature : 21.7 °C

Date Tested : October 07, 2005



RW 420

SAM II Phantom; Flat Section; Position: (90°,90°); Frequency: 2450 MHz

Probe: ET3DV6 - SN1798; ConvF(4.40,4.40,4.40); Crest factor: 1.0; Body 2450 MHz: $\sigma = 2.03 \text{ mho/m}$ $\epsilon_r = 51.0 \rho = 1.00 \text{ g/cm}^3$

Cube 5x5x7: SAR (1g): 0.0162 mW/g, SAR (10g): 0.0108 mW/g

Coarse: Dx = 20.0, Dy = 20.0, Dz = 10.0

Powerdrift: 0.11 dB

Comment :

MODEL : RW 420

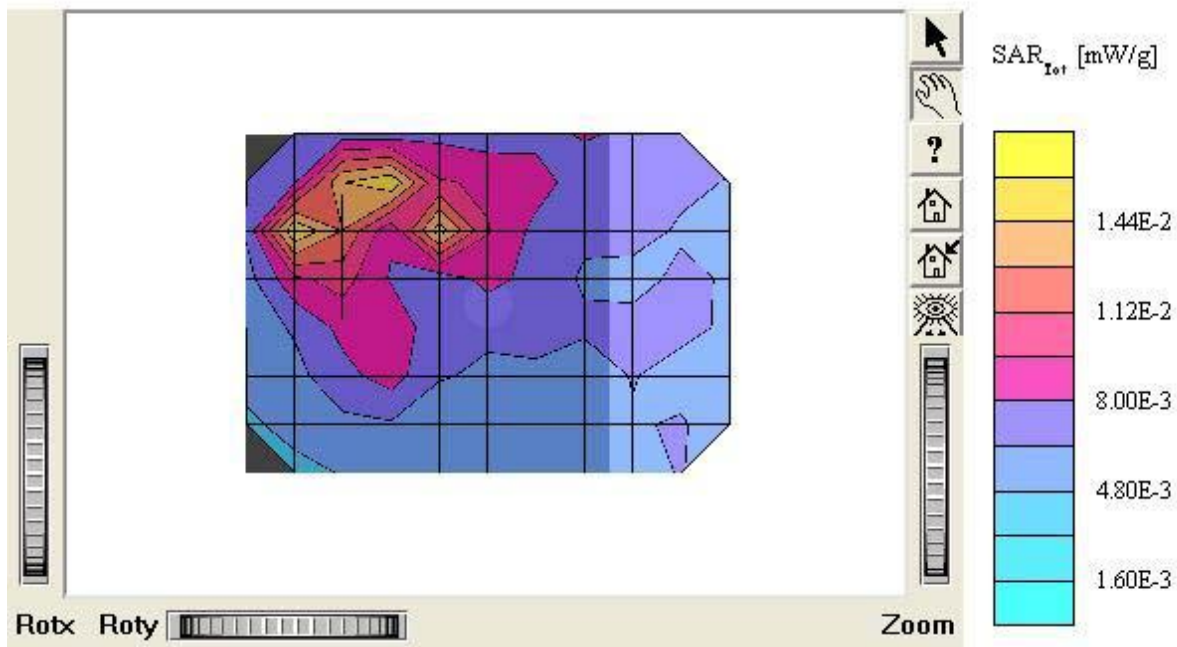
Company : Zebra Technologies Corporation.

Test Position: Back / Antenna: Intenna

Channel : High

Liquid Temperature : 21.7 °C

Date Tested : October 07, 2005



RW 420

SAM II Phantom; Flat Section; Position: (90°,90°); Frequency: 2450 MHz

Probe: ET3DV6 - SN1798; ConvF(4.40,4.40,4.40); Crest factor: 1.0; Body 2450 MHz: $\sigma = 2.03 \text{ mho/m}$ $\epsilon_r = 51.0$
 $\rho = 1.00 \text{ g/cm}^3$

Cube 5x5x7: SAR (1g): 0.280 mW/g, SAR (10g): 0.143 mW/g

Coarse: Dx = 20.0, Dy = 20.0, Dz = 10.0

Powerdrift: -0.09 dB

Comment :

MODEL : RW 420

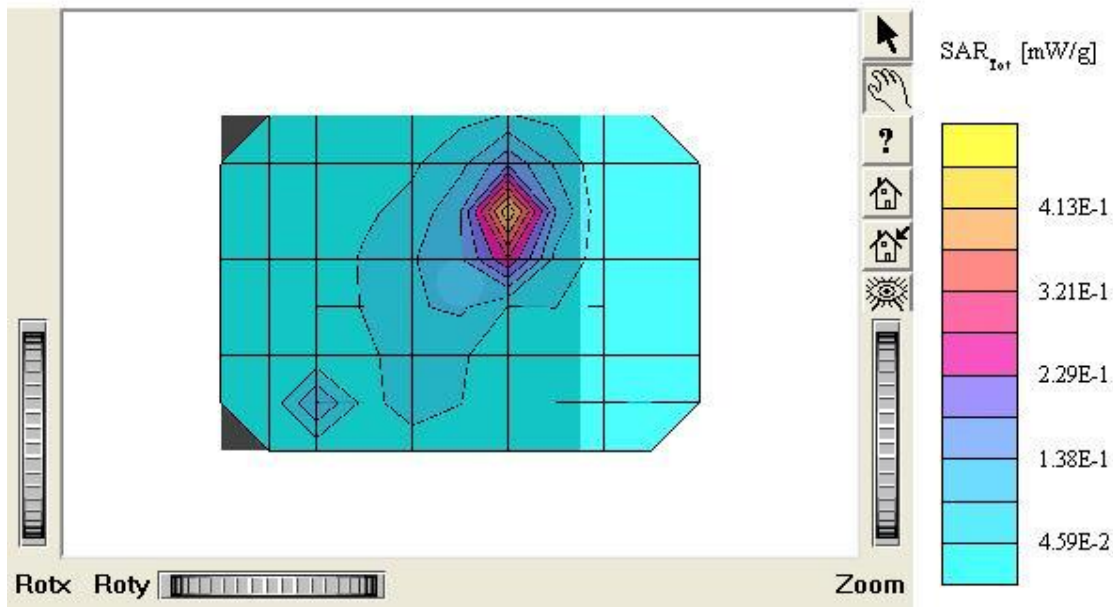
Company : Zebra Technologies Corporation.

Test Position: Front / Antenna: Fixed

Channel : Low

Liquid Temperature : 21.7 °C

Date Tested : October 07, 2005



RW 420

SAM II Phantom; Flat Section; Position: (90°,90°); Frequency: 2450 MHz

Probe: ET3DV6 - SN1798; ConvF(4.40,4.40,4.40); Crest factor: 1.0; Body 2450 MHz: $\sigma = 2.03 \text{ mho/m}$ $\epsilon_r = 51.0$ $\rho = 1.00 \text{ g/cm}^3$

Cube 5x5x7: SAR (1g): 0.175 mW/g, SAR (10g): 0.0889 mW/g

Coarse: Dx = 20.0, Dy = 20.0, Dz = 10.0

Powerdrift: 0.06 dB

Comment :

MODEL : RW 420

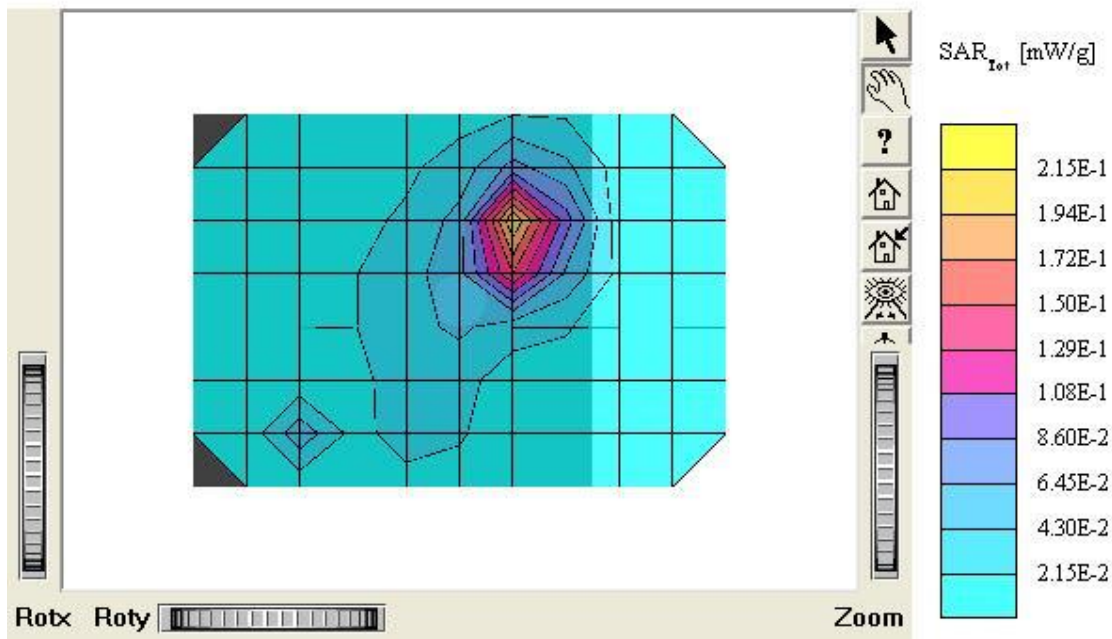
Company : Zebra Technologies Corporation.

Test Position: Front / Antenna: Fixed

Channel : Middle

Liquid Temperature : 21.7 °C

Date Tested : October 07, 2005



RW 420

SAM II Phantom, Flat Section, Position: (90°,90°); Frequency: 2450 MHz

Probe: ET3DV6 - SN1798; ConvF(4.40,4.40,4.40); Crest factor: 1.0; Body 2450 MHz: $\sigma = 2.03 \text{ mho/m}$ $\epsilon_r = 51.0$ ρ $= 1.00 \text{ g/cm}^3$

Cube 5x5x7: SAR (1g): 0.102 mW/g, SAR (10g): 0.0518 mW/g

Coarse: Dx = 20.0, Dy = 20.0, Dz = 10.0

Powerdrift: -0.15 dB

Comment :

MODEL : RW 420

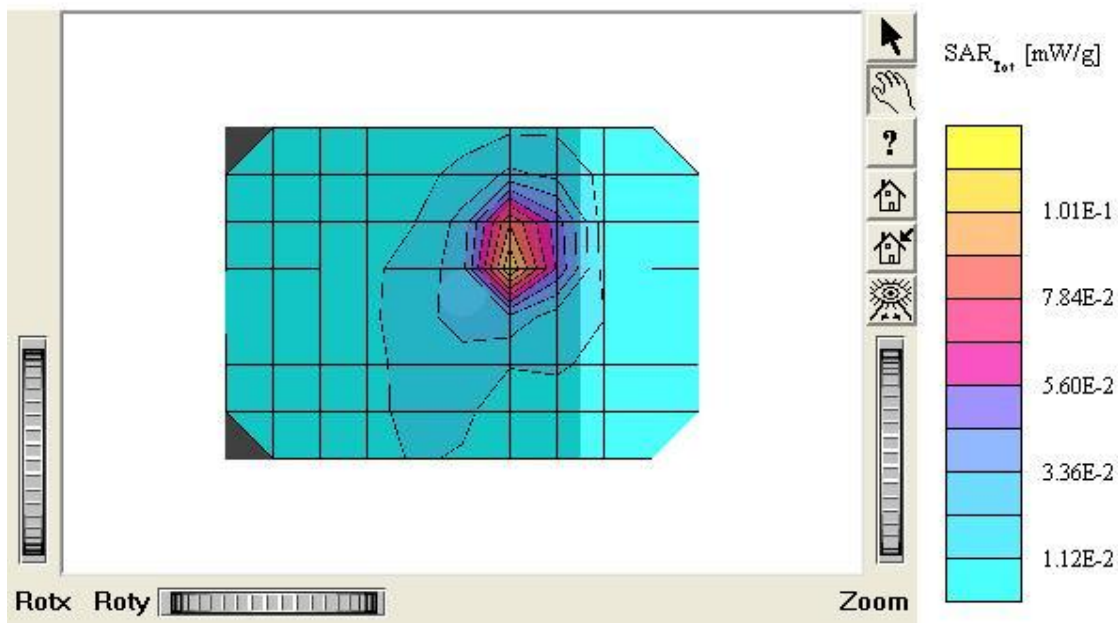
Company : Zebra Technologies Corporation.

Test Position: Front / Antenna: Fixed

Channel : High

Liquid Temperature : 21.7 °C

Date Tested : October 07, 2005



RW 420

SAM II Phantom; Section; Position: ; Frequency: 2450 MHz

Probe: ET3DV6 - SN1798; ConvF(4.40,4.40,4.40); Crest factor: 1.0; Body 2450 MHz: $\sigma = 2.03 \text{ mho/m}$ $\epsilon_r = 51.0$ $\rho = 1.00 \text{ g/cm}^3$

Z-Axis: Dx = 0.0, Dy = 0.0, Dz = 5.0

Comment :

MODEL : RW 420

Company : Zebra Technologies Corporation.

Test Position: Front / Antenna: Fixed

Channel : Low

Liquid Temperature : 21.7 °C

Date Tested : October 07, 2005

