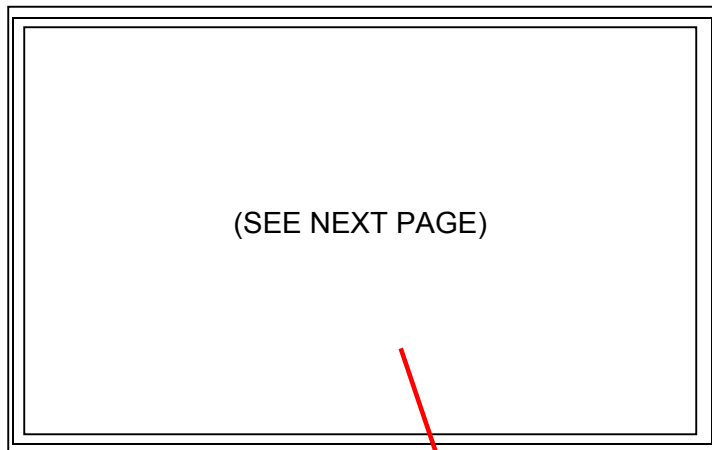


FCC ID LABEL & LOCATION

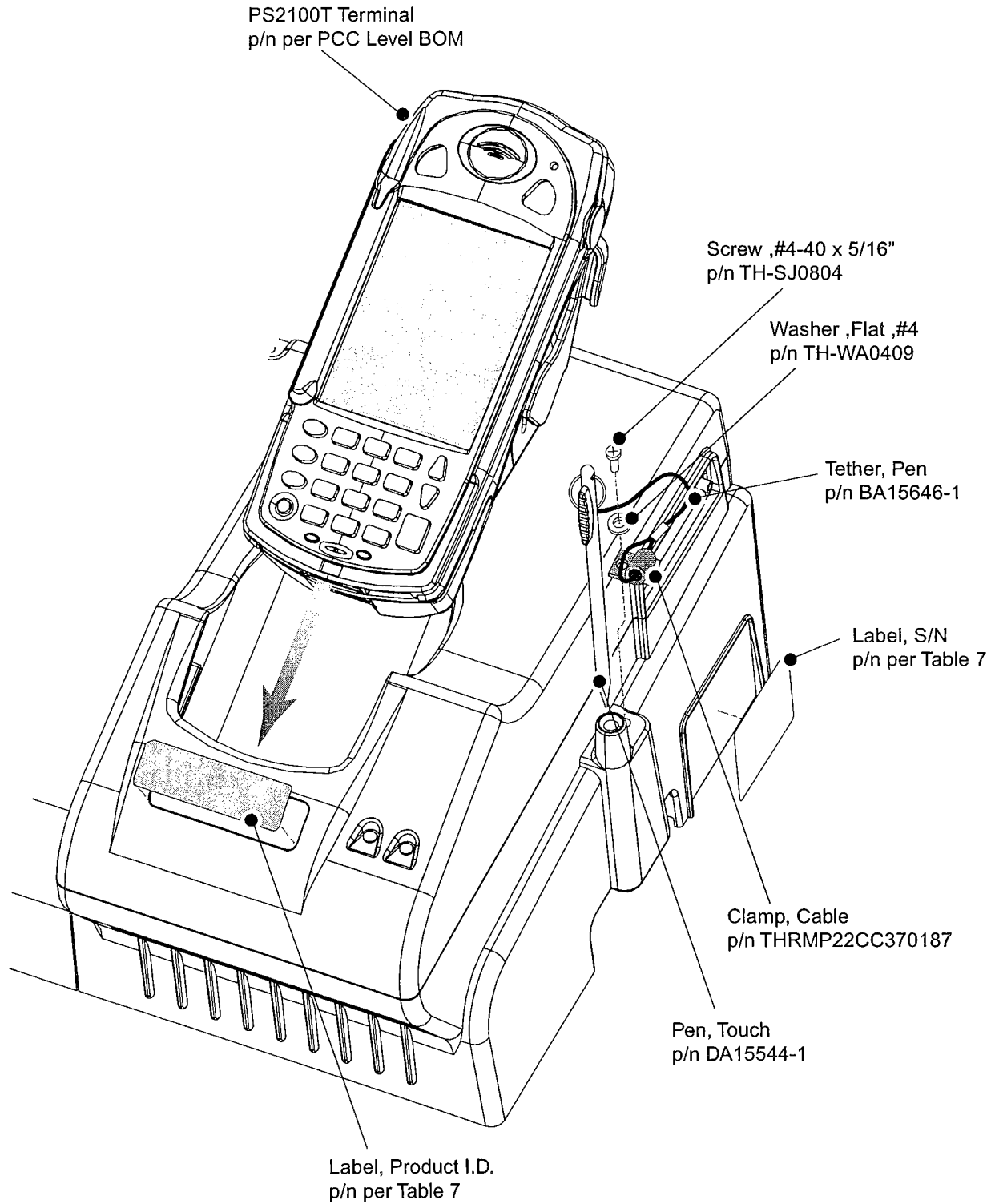


LABELLING REQUIREMENTS

The Label shown shall be permanently affixed at a conspicuous location on the device and be readily visible to the user at the time of purchase.

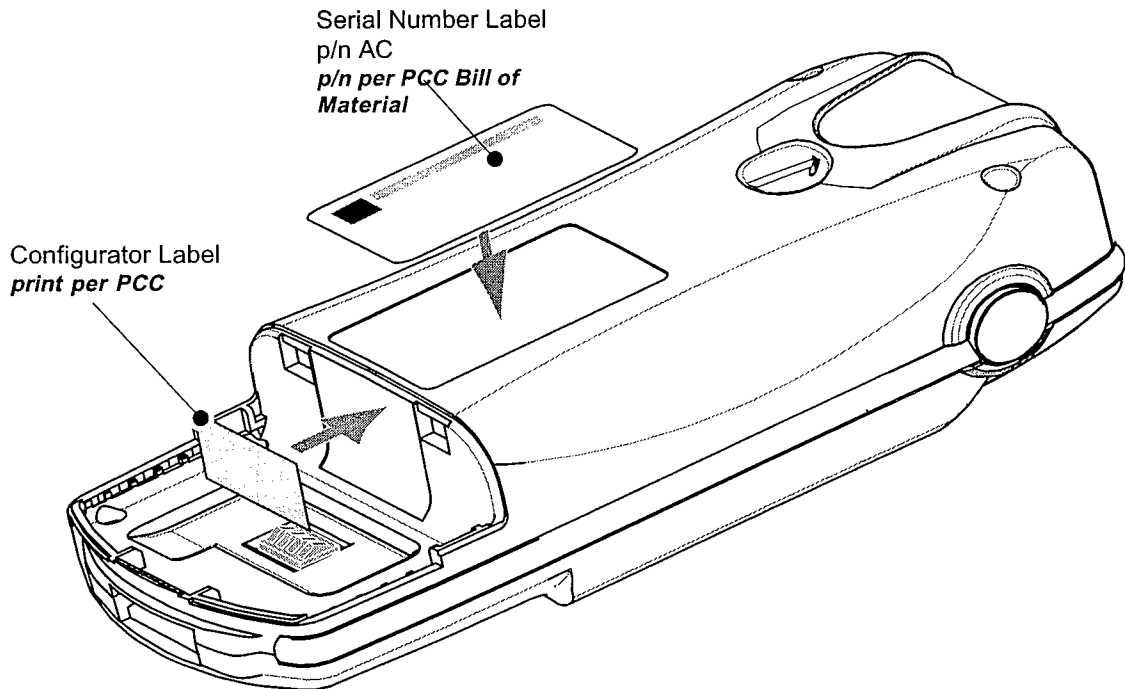


INSTALL TERMINAL, PEN AND LABELS



PS2100T FINAL ASSEMBLY

2. Apply Labels



Print **Serial Number Label** per the PCC Bill of Material and apply to the Bottom Case as shown. Note orientation of corporate logo.

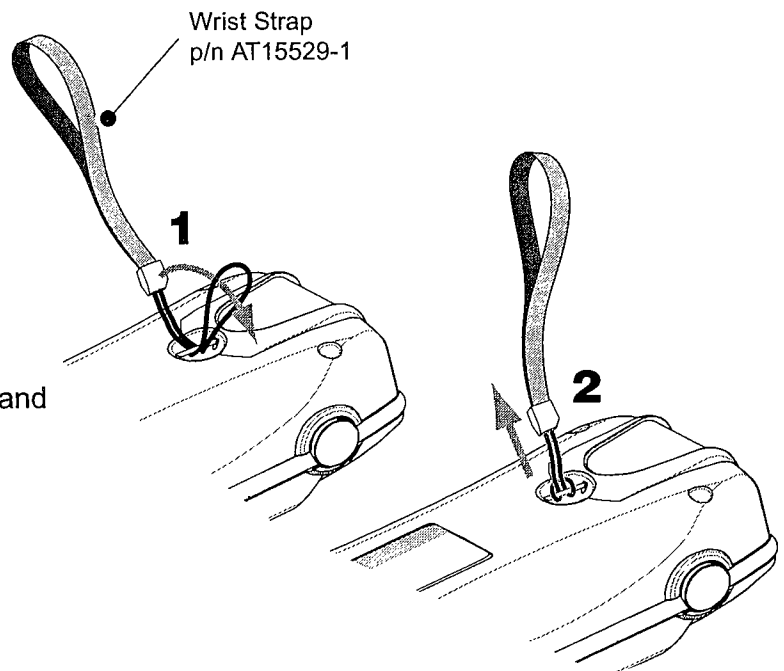
Print **Configurator Label** per the PCC for the unit and apply to the Bottom Case where shown. Label should read when unit is in position shown.

3. Assemble Wrist Strap

Note: perform this operation only if PCC digit 10 = 1

Slip Wrist Strap under bar on bottom cover making a loop as shown at "1", in picture at right

Thread the web strap end of the wrist strap through the loop and pull tight as shown in "2".



 **Zebra Technologies Corporation**
30 Flan Way
Worwick, RI 02886 1012 U.S.A.

PS2100T Terminal


Approx. Location of S/N Bar Code

FCC ID: I28PS21224121
Canada I.D. : 3789A-21224121



Protected by U.S. Patent 6,292,595

AC15694-1-4 (Symbol Radio for PS21xx)

 **Zebra Technologies Corporation**
30 Plan Way
Warwick, RI 02886, 1012 U.S.A.
PS2100T Terminal


Approx. Location of S/N Bar Code

FCC ID: I28PS21224121
Canada I.D. : 3789A-21224121

Protected by U.S. Patent 6,292,595



AC15694-1-4 (Symbol Radio for PS21xx)

 **Zebra Technologies Corporation**
30 Plan Way
Warwick, RI 02886.1012 U.S.A.

PS2100T Terminal

Approx. Location of S/N Bar Code

FCC ID: I28PS21224121
Canada I.D. : 3789A-21224121

Protected by U.S. Patent 6,292,595

AC15694-1-4 (Symbol Radio for PS21xx)