



TESTING LABORATORY
CERTIFICATE #4820.01



FCC PART 15.407
RSS-GEN, ISSUE 5, AMENDMENT 1, MARCH 2019
RSS-247, ISSUE 2, FEBRUARY 2017
TEST REPORT

For

Proxim Wireless Corporation

2114 Ringwood Ave, San Jose, CA 95131, USA

FCC ID: HZB-NGPLC
IC: 1856A-NGPLC


Report Type: Original Report	Product Name: NGP LC 5 GHz radio
Report Number: <u>RDG200805002-00B</u>	
Report Date: <u>2020-12-21</u>	
Reviewed By:	Ivan Cao Assistant Manager 
Test Laboratory:	Bay Area Compliance Laboratories Corp. (Dongguan) No.12, Pulong East 1 st Road, Tangxia Town, Dongguan, Guangdong, China Tel: +86-769-86858888 Fax: +86-769-86858891 www.baclcorp.com.cn

TABLE OF CONTENTS

GENERAL INFORMATION	4
PRODUCT DESCRIPTION FOR EQUIPMENT UNDER TEST (EUT).....	4
OBJECTIVE.....	4
RELATED SUBMITTAL(S)/GRANT(S).....	5
TEST METHODOLOGY.....	5
MEASUREMENT UNCERTAINTY.....	5
TEST FACILITY.....	5
DECLARATIONS.....	6
SYSTEM TEST CONFIGURATION	7
DESCRIPTION OF TEST CONFIGURATION.....	7
EUT EXERCISE SOFTWARE.....	8
EQUIPMENT MODIFICATIONS.....	15
BLOCK DIAGRAM OF TEST SETUP.....	15
SUMMARY OF TEST RESULTS	16
FCC §15.203& RSS-GEN CLAUSE 6.8 - ANTENNA REQUIREMENT	17
APPLICABLE STANDARD.....	17
ANTENNA CONNECTOR CONSTRUCTION.....	18
FCC §15.207(a) RSS-GEN CLAUSE 8.8– CONDUCTED EMISSIONS	19
APPLICABLE STANDARD.....	19
EUT SETUP.....	19
EMI TEST RECEIVER SETUP.....	19
CORRECTED AMPLITUDE & MARGIN CALCULATION.....	19
TEST EQUIPMENT LIST AND DETAILS.....	20
TEST PROCEDURE.....	20
TEST DATA.....	21
FCC §15.209, §15.205 , §15.407(b) &RSS-247 CLAUSE 6.2, RSS-GEN CLAUSE 8.10 –UNWANTED EMISSION	23
APPLICABLE STANDARD.....	23
EUT SETUP.....	25
EMI TEST RECEIVER & SPECTRUM ANALYZER SETUP.....	27
TEST PROCEDURE.....	27
CORRECTED AMPLITUDE & MARGIN CALCULATION.....	28
TEST EQUIPMENT LIST AND DETAILS.....	29
TEST DATA.....	29
FCC §15.407(a)(e) & RSS-247 CLAUSE 6.2,RSS-Gen CLAUSE 6.7–EMISSION BANDWIDTH AND OCCUPIED BANDWIDTH	112
APPLICABLE STANDARD.....	112
TEST EQUIPMENT LIST AND DETAILS.....	112
TEST PROCEDURE.....	112
TEST DATA.....	112
FCC §15.407(a) & RSS-247 CLAUSE 6.2 –MAXIMUM CONDUCTED OUTPUT POWER	161
APPLICABLE STANDARD.....	161
TEST EQUIPMENT LIST AND DETAILS.....	163
TEST PROCEDURE.....	163
TEST DATA.....	164

FCC §15.407(a)& RSS-247 CLAUSE 6.2- POWER SPECTRAL DENSITY171
APPLICABLE STANDARD171
TEST PROCEDURE173
TEST EQUIPMENT LIST AND DETAILS.....173
TEST DATA174

RSS-247 CLAUSE 6.4- ADDITIONAL REQUREMENT437
APPLICABLE STANDARD437
RESULT438

GENERAL INFORMATION

Product Description for Equipment under Test (EUT)

EUT Name:	NGP LC 5 GHz radio
Test Model:	FCC: MP-1015-CPE-US IC: MP-1025-CPE-WD
Multiple Model:	AB-CCCD-XXX-YYY-ZZ - Refer to the DOS letter for details
Model Difference:	AB-CCCD-XXX-YYY-ZZ - Refer to the DOS letter for details
FCC Operation Frequency:	5150-5250 MHz, 5250-5350 MHz, 5470-5725MHz, 5725-5850 MHz
IC Operation Frequency:	5250-5350 MHz,5470-5600MHz&5650-5725MHz,5725-5850 MHz
Maximum Average Output Power (Conducted):	5150-5250 MHz:28.28 dBm 5250-5350 MHz:12.79 dBm 5470-5725 MHz:14.27 dBm 5725-5850 MHz: 22.96 dBm
Modulation Type:	OFDM
Rated Input Voltage:	DC 56.0V from PoE
Serial Number:	RDG200805002-RF-S1
EUT Received Date:	2020.08.07
EUT Received Status:	Good

Note: the devices intend for outdoor use, 5150-5250MHz and 5600-5650 MHz bands was disabled by software for Canada Market.

Optional Antenna Kit Accessory Information For 5G Band▲:

Manufacturer	Model	Antenna Type	input impedance (Ohm)	Antenna Gain /Used Frequency Range
ARC Wireless	ARC-OA5813SD1	Dual Pol Omni Antenna	50	13 dBi/ 5.15-5.85GHz
ARC Wireless	ARC-VS5821SD1	Dual Polarization Variable Beamwidth Sector Antenna	50	21 dBi/ 5.15-5.85GHz
Proxim	PA5-0530-DP	High Gain Dual Polarized/Dual Slant Antenna	50	29.5 dBi/ 5.15-5.85GHz
UBIQUITI Networks	RD-5G34	2x2 PtP Bridge Dish Antenna	50	34 dBi/ 5.15-5.25G&5.725-5.85GHz

Note: RD-5G34 was only used for Frequency 5.15-5.25G&5.725-5.85GHz.

PA5-0530-DP should be installed with the accessory 10dB Attenuators when Frequency setting for 5250-5350MHz or 5470-5725 MHz bands.

Objective

This type approval report is prepared on behalf of **Proxim Wireless Corporation** in accordance with Part 2-Subpart J, Part 15-Subparts A, and E of the Federal Communications Commission's rules and RSS-247, Issue 2, February 2017, RSS-Gen Issue 5, Amendment 1, March 2019 of the Innovation, Science and Economic Development Canada.

The tests were performed in order to determine compliance with FCC Rules Part 15, Subpart E, section 15.203, 15.205, 15.207, 15.209 and 15.407 rules and RSS-247, Issue 2, February 2017, RSS-Gen Issue 5, Amendment 1, March 2019 of the Innovation, Science and Economic Development Canada.

Related Submittal(s)/Grant(s)

FCC Part 15C DTS, submissions with FCC ID: HZB-NGPLC
RSS-247 DTSs submissions with IC: 1856A-NGPLC

Test Methodology

All measurements contained in this report were conducted with ANSI C63.10-2013, American National Standard of Procedures for Compliance Testing of Unlicensed Wireless Devices. And KDB 789033 D02 General U-NII Test Procedures New Rules v02r01, and RSS-247, Issue 2, February 2017, RSS-Gen Issue 5, Amendment 1, March 2019 of the Innovation, Science and Economic Development Canada.

All emissions measurement was performed and Bay Area Compliance Laboratories Corp. (Dongguan).

Measurement Uncertainty

Parameter	Measurement Uncertainty
Occupied Channel Bandwidth	±5 %
RF output power, conducted	±0.61dB
Power Spectral Density, conducted	±0.61 dB
Unwanted Emissions, radiated	30M~200MHz: 4.55 dB, 200M~1GHz: 5.92 dB, 1G~6GHz: 4.98 dB, 6G~18GHz: 5.89 dB, 18G~26.5G: 5.47 dB, 26.5G~40G: 5.63 dB
Unwanted Emissions, conducted	±1.5 dB
Temperature	±1 °C
Humidity	±5%
DC and low frequency voltages	±0.4%
Duty Cycle	1%
AC Power Lines Conducted Emission	3.12 dB (150 kHz to 30 MHz)

Note: Otherwise required by the applicant or Product Regulations, Decision Rule in this report did not consider the uncertainty. The extended uncertainty given in this report is obtained by combining the standard uncertainty times the coverage factor K with the 95% confidence interval.

Test Facility

The Test site used by Bay Area Compliance Laboratories Corp. (Dongguan) to collect test data is located on the No.12, Pulong East 1st Road, Tangxia Town, Dongguan, Guangdong, China.

The lab has been recognized as the FCC accredited lab under the KDB 974614 D01 and is listed in the FCC Public Access Link (PAL) database, FCC Registration No. : 897218, the FCC Designation No. : CN1220.

The lab has been recognized by Innovation, Science and Economic Development Canada to test to Canadian radio equipment requirements, the CAB identifier: CN0022.

Declarations

BACL is not responsible for the authenticity of any test data provided by the applicant. Data included from the applicant that may affect test results are marked with a triangle symbol “▲”. Customer model name, addresses, names, trademarks etc. are not considered data.

Unless otherwise stated the results shown in this test report refer only to the sample(s) tested.

This report cannot be reproduced except in full, without prior written approval of the Company.

This report is valid only with a valid digital signature. The digital signature may be available only under the Adobe software above version 7.0.

This report may contain data that are not covered by the accreditation scope and shall be marked with an asterisk “★”.

SYSTEM TEST CONFIGURATION

Description of Test Configuration

The system support 802.11a/n ht20/n ht40/ac vht20/ac vht40/ac vht80, the vht20/vht40 were reduced since the identical parameters with 802.11n ht20 and ht40.

For 5150~5250 MHz band, 7 channels are provided:

Channel	Frequency (MHz)	Channel	Frequency (MHz)
36	5180	44	5220
38	5190	46	5230
40	5200	48	5240
42	5210	/	/

For 802.11a, 802.11n ht20, channel 36, 40 and 48 was tested, for 802.11n ht40, channel 38, 46 were tested, for 802.11ac vht80, channel 42 was tested.

For 5250~5350 MHz band, 7 channels are provided:

Channel	Frequency (MHz)	Channel	Frequency (MHz)
52	5260	60	5300
54	5270	62	5310
56	5280	64	5320
58	5290	/	/

For 802.11a, 802.11n ht20, Channel 52, 56 and 64 were tested, for 802.11n ht40 Channel 54, 62 were tested, for 802.11ac vht80 channel 58 was tested.

For 5470~5725 MHz band, 21 channels are provided:

Channel	Frequency (MHz)	Channel	Frequency (MHz)	Channel	Frequency (MHz)
100	5500	116	5580	132	5660
102	5510	118	5590	134	5670
104	5520	120	5600	136	5680
106	5530	122	5610	138	5690
108	5540	124	5620	140	5700
110	5550	126	5630	142	5710
112	5560	128	5640	144	5720

For 802.11a, 802.11n ht20 Channel 100, 116 and 140 were tested, for 802.11n ht40 Channel 102, 110 and 134 were tested, for 802.11ac vht80 channel 106,122.

Channel 144 for 802.11a and n ht20, Channel 142 for 802.11n ht40, Channel 138 for 802.11ac vht80 crossed the band U-NII 2C to U-NII 3, were chosed to test for compliance requirement.

For Canada market, channels 118 to 128 were disabled by software since the frequency occupied the frequency band 5600-5650MHz.

For 5725~5850MHz band, 8 channels are provided to testing:

Channel	Frequency (MHz)	Channel	Frequency (MHz)
149	5745	157	5785
151	5755	159	5795
153	5765	161	5805
155	5775	165	5825

For 802.11a, 802.11n ht20, channel 149, 157 and 165 was tested, for 802.11n ht40, channel 151, 159 were tested, for 802.11ac vht80, channel 155 was tested.

The worst-case data rates are determined to be as follows for each mode based upon investigations by measuring the average power and PSD across all data rates, bandwidths, and modulations. The device supports SISO and MIMO in 802.11n and ac modes, per pretest, MIMO 4TX mode was the worst mode and reported.

EUT Exercise Software

Software "QRCT 3" was used during test, which was provided by manufacturer ▲.

For each antenna kit configuration, the maximum output power was configured as below, which was provided by manufacturer ▲:

ARC-OA5813SD1(13dBi Antenna):

Frequency Band (MHz)	Mode	Frequency (MHz)	Data Rate	Power level Setting			
				Chain 0	Chain 1	Chain 2	Chain 3
5150-5250	802.11 a	5180	6Mbps	14	16	15	15
		5200	6Mbps	14	16	15	15
		5240	6Mbps	14	16	14	14
	802.11 n20	5180	MCS16	8			
		5200	MCS16	8			
		5240	MCS16	8			
	802.11 n40	5190	MCS16	11			
		5230	MCS16	11			
	802.11 ac80	5210	MCS16	13			
5250-5350	802.11 a	5260	6Mbps	8	9	10	8
		5280	6Mbps	7	8	9	8
		5320	6Mbps	7	8	9	8
	802.11 n20	5260	MCS16	0			
		5280	MCS16	0			
		5320	MCS16	0			
	802.11 n40	5270	MCS16	4			
		5310	MCS16	4			
	802.11 ac80	5290	MCS16	6			
5470-5725	802.11 a	5500	6Mbps	10	10	11	10
		5580	6Mbps	9	10	12	10
		5700	6Mbps	8	9	11	8
		5720	6Mbps	8	9	11	8
	802.11 n20	5500	MCS16	3			
		5580	MCS16	3			
		5700	MCS16	1			
		5720	MCS16	0			
	802.11 n40	5510	MCS16	6			
		5550	MCS16	6			
		5670	MCS16	5			
		5710	MCS16	5			
	802.11 ac80	5530	MCS16	8			
		5610	MCS16	7			
		5690	MCS16	8			
5725-5850	802.11 a	5745	6Mbps	21	24	25	24
		5785	6Mbps	21	24	25	24
		5825	6Mbps	21	25	25	24
	802.11 n20	5745	MCS16	19			
		5785	MCS16	19			
		5825	MCS16	19			
	802.11 n40	5755	MCS16	19			
		5795	MCS16	19			
	802.11 ac80	5775	MCS16	18			

ARC-VS5821SD1(21dBi Antenna):

Frequency Band (MHz)	Mode	Frequency (MHz)	Data Rate	Power level Setting			
				Chain 0	Chain 1	Chain 2	Chain 3
5150-5250	802.11 a	5180	6Mbps	21	21	21	20
		5200	6Mbps	24	25	24	23
		5240	6Mbps	24	24	24	23
	802.11 n20	5180	MCS16	19			
		5200	MCS16	21			
		5240	MCS16	21			
	802.11 n40	5190	MCS16	15			
		5230	MCS16	22			
	802.11 ac80	5210	MCS16	12			
5250-5350	802.11 a	5260	6Mbps	5	6	6	5
		5280	6Mbps	5	7	6	5
		5320	6Mbps	5	7	6	5
	802.11 n20	5260	MCS16	0			
		5280	MCS16	0			
		5320	MCS16	0			
	802.11 n40	5270	MCS16	3			
		5310	MCS16	3			
	802.11 ac80	5290	MCS16	5			
5470-5725	802.11 a	5500	6Mbps	4	5	6	5
		5580	6Mbps	4	5	7	5
		5700	6Mbps	2	4	6	4
		5720	6Mbps	2	4	6	4
	802.11 n20	5500	MCS16	0			
		5580	MCS16	0			
		5700	MCS16	0			
		5720	MCS16	0			
	802.11 n40	5510	MCS16	3			
		5550	MCS16	3			
		5670	MCS16	2			
		5710	MCS16	2			
	802.11 ac80	5530	MCS16	5			
		5610	MCS16	4			
		5690	MCS16	5			
5725-5850	802.11 a	5745	6Mbps	21	24	25	24
		5785	6Mbps	21	24	25	24
		5825	6Mbps	21	25	25	24
	802.11 n20	5745	MCS16	19			
		5785	MCS16	19			
		5825	MCS16	19			
	802.11 n40	5755	MCS16	19			
		5795	MCS16	19			
	802.11 ac80	5775	MCS16	18			

PA5-0530-DP(29.5dBi Antenna):

Frequency Band (MHz)	Mode	Frequency (MHz)	Data Rate	Power level Setting			
				Chain 0	Chain 1	Chain 2	Chain 3
5150-5250	802.11 a	5180	6Mbps	14	16	15	15
		5200	6Mbps	14	16	15	15
		5240	6Mbps	14	16	14	14
	802.11 n20	5180	MCS16	8			
		5200	MCS16	8			
		5240	MCS16	8			
	802.11 n40	5190	MCS16	11			
		5230	MCS16	11			
	802.11 ac80	5210	MCS16	13			
5250-5350	802.11 a	5260	6Mbps	6	7	7	6
		5280	6Mbps	6	7	7	7
		5320	6Mbps	6	8	8	8
	802.11 n20	5260	MCS16	2			
		5280	MCS16	2			
		5320	MCS16	2			
	802.11 n40	5270	MCS16	4			
		5310	MCS16	4			
	802.11 ac80	5290	MCS16	7			
5470-5725	802.11 a	5500	6Mbps	6	8	8	8
		5580	6Mbps	6	8	9	8
		5700	6Mbps	4	7	8	6
		5720	6Mbps	4	7	8	7
	802.11 n20	5500	MCS16	2			
		5580	MCS16	2			
		5700	MCS16	0			
		5720	MCS16	0			
	802.11 n40	5510	MCS16	6			
		5550	MCS16	6			
		5670	MCS16	4			
	802.11 ac80	5710	MCS16	4			
		5530	MCS16	8			
5610		MCS16	6				
5725-5850	802.11 a	5745	6Mbps	21	24	25	24
		5785	6Mbps	21	24	25	24
		5825	6Mbps	21	25	25	24
	802.11 n20	5745	MCS16	19			
		5785	MCS16	19			
		5825	MCS16	19			
	802.11 n40	5755	MCS16	19			
		5795	MCS16	19			
	802.11 ac80	5775	MCS16	18			

RD-5G34(34dBi Antenna):

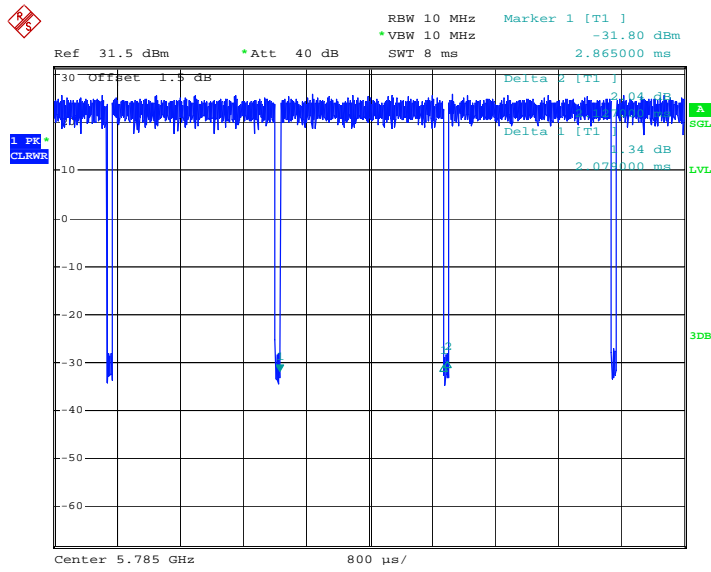
Frequency Band (MHz)	Mode	Frequency (MHz)	Data Rate	Power level Setting			
				Chain 0	Chain 1	Chain 2	Chain 3
5150-5250	802.11 a	5180	6Mbps	10	10	11	10
		5200	6Mbps	10	10	11	10
		5240	6Mbps	10	10	10	9
	802.11 n20	5180	MCS16	4			
		5200	MCS16	4			
		5240	MCS16	4			
	802.11 n40	5190	MCS16	6			
		5230	MCS16	6			
	802.11 ac80	5210	MCS16	7			
5725~5850MHz	802.11 a	5745	6Mbps	21	24	25	24
		5785	6Mbps	21	24	25	24
		5825	6Mbps	21	25	25	24
	802.11 n20	5745	MCS16	19			
		5785	MCS16	19			
		5825	MCS16	19			
	802.11 n40	5755	MCS16	19			
		5795	MCS16	19			
	802.11 ac80	5775	MCS16	18			

According to the above Power Level setting, Maximum Power setting is 21dBi Antenna configuration for 5150-5250 MHz Band, 13dBi Antenna configuration for 5250-5350MHz & 5470-5725 MHz&5725-5850MHz bands(the 4 Antenna configuration have same power level setting for 5725-5850 MHz band). Therefore, the bandwidth test only performed with the maximum power setting configuration, and other test items was tested with each configuration (5725-5850MHz band test once and calculated with each antenna configuration for antenna conducted test items).

The maximum duty cycle as following table:

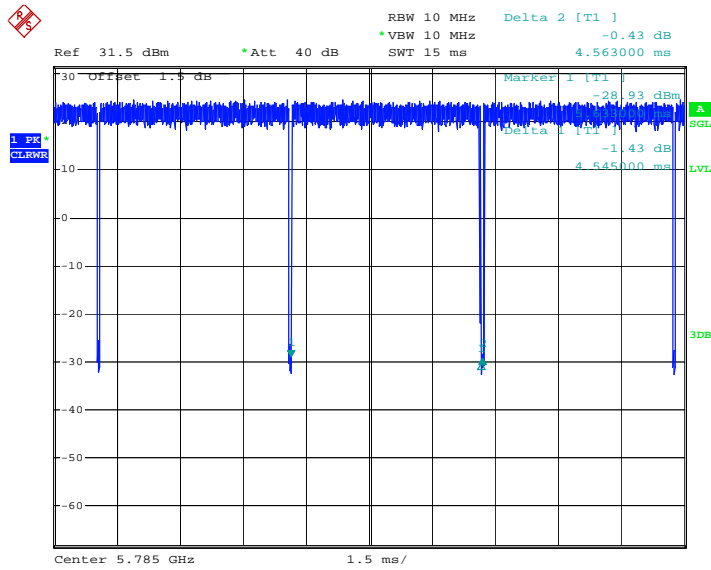
Mode	T _{on} (ms)	T _{on+off} (ms)	Duty Cycle (%)
802.11 a	2.079	2.127	97.74
802.11n ht20	4.545	4.563	99.61
802.11n ht40	2.205	2.253	97.87
802.11 ac vht80	3.823	4.291	89.09

802.11a



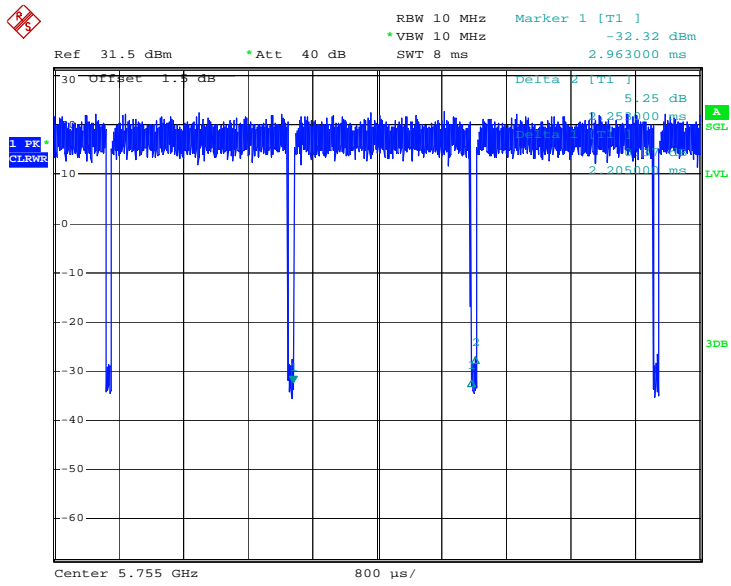
Date: 24.OCT.2020 17:07:36

802.11n ht20



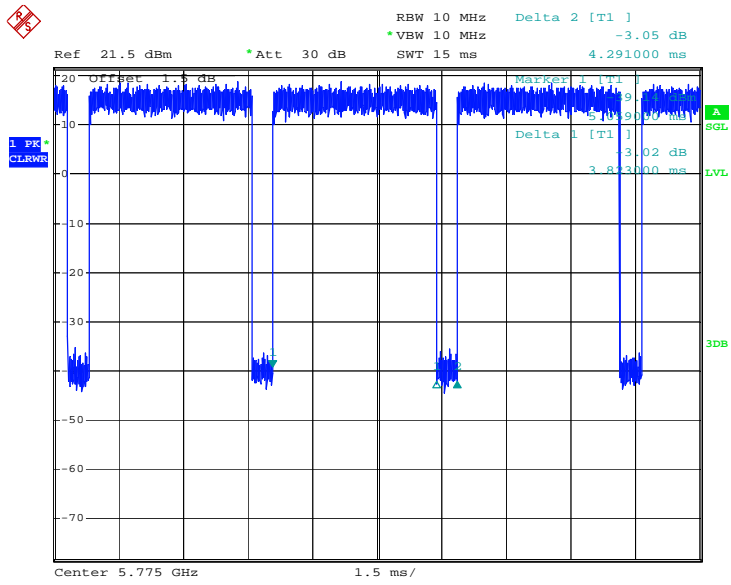
Date: 24.OCT.2020 17:06:44

802.11n ht40



Date: 24.OCT.2020 17:05:25

802.11ac vht80



Date: 24.OCT.2020 17:03:51

Equipment Modifications

No modification was made to the EUT.

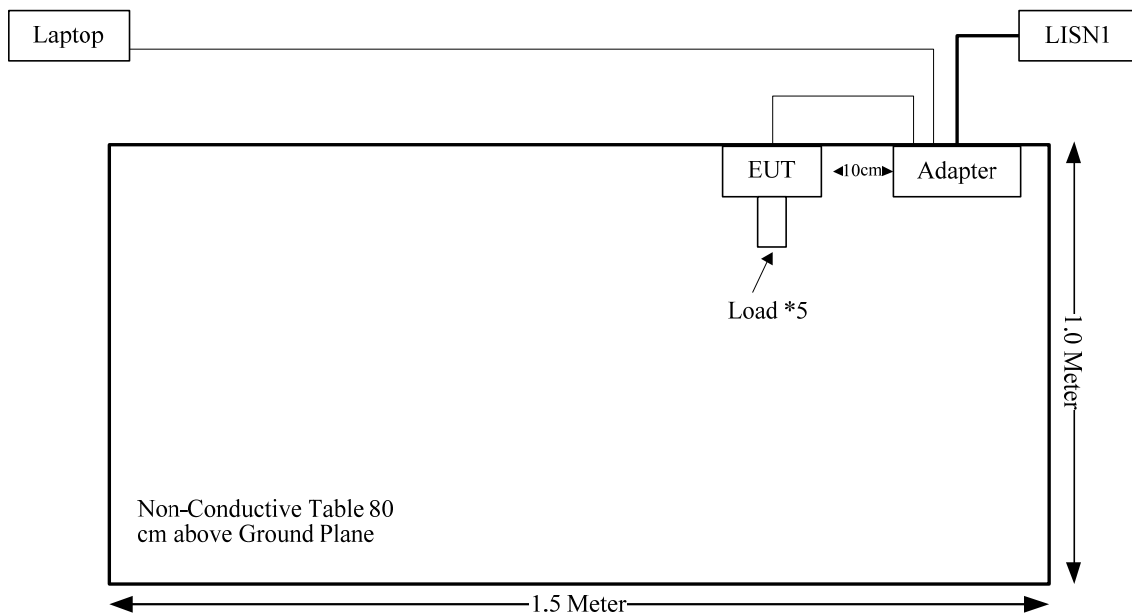
Local Support Equipment List and Details

Manufacturer	Description	Model	Serial Number
DELL	Laptop	PP11L	QDS-BRCM1017
Unknown	50Ohm SMA Load	Unknown	SMA Load-1
Unknown	50Ohm SMA Load	Unknown	SMA Load-2
Unknown	50Ohm SMA Load	Unknown	SMA Load-3
Unknown	50Ohm SMA Load	Unknown	SMA Load-4
Unknown	50Ohm SMA Load	Unknown	SMA Load-5

Support Cable List and Details

Cable Description	Shielding Type	Ferrite Core	Length (m)	From Port	To
RJ45 Cable	Yes	No	1.0	PoE Adapter	EUT
RJ45 Cable	Yes	No	1.0	PoE Adapter	Laptop

Block Diagram of Test Setup



SUMMARY OF TEST RESULTS

Rules	Description of Test	Result
FCC§15.203, RSS-Gen Clause 6.8	Antenna Requirement	Compliance
FCC§15.407(b)(6)& §15.207(a), RSS-Gen Clause 8.8	Conducted Emissions	Compliance
FCC§15.205& §15.209 &§15.407(b), RSS-247 Clause 6.2	Undesirable Emission& Restricted Bands	Compliance
FCC§15.407(a) (e), RSS-247 Clause 6.2 RSS-Gen Clause 6.7	Emission Bandwidth	Compliance
FCC§15.407(a) RSS-247 Clause 6.2	Conducted Transmitter Output Power	Compliance
FCC§15.407 (a), RSS-247 Clause 6.2	Power Spectral Density	Compliance
RSS-247 Clause 6.4	Additional requirements	Compliance

FCC §15.203& RSS-GEN CLAUSE 6.8 - ANTENNA REQUIREMENT

Applicable Standard

According to FCC§ 15.203, an intentional radiator shall be designed to ensure that no antenna other than that furnished by the responsible party shall be used with the device. The use of a permanently attached antenna or of an antenna that uses a unique coupling to the intentional radiator shall be considered sufficient to comply with the provisions of this section. The manufacturer may design the unit so that a broken antenna can be replaced by the user, but the user of a standard antenna jack or electrical connector is prohibited. The structure and application of the EUT were analyzed to determine compliance with section §15.203 of the rules. §15.203 state that the subject device must meet the following criteria:

- a. Antenna must be permanently attached to the unit.
- b. Antenna must use a unique type of connector to attach to the EUT.
- c. Unit must be professionally installed, and installer shall be responsible for verifying that the correct antenna is employed with the unit.

According to RSS-Gen Clause 6.8, The applicant for equipment certification shall provide a list of all antenna types that may be used with the transmitter, where applicable (i.e. for transmitters with detachable antenna), indicating the maximum permissible antenna gain (in dBi) and the required impedance for each antenna. The test report shall demonstrate the compliance of the transmitter with the limit for maximum equivalent isotropically radiated power (e.i.r.p.) specified in the applicable RSS, when the transmitter is equipped with any antenna type, selected from this list.

For expediting the testing, measurements may be performed using only the antenna with highest gain of each combination of transmitter and antenna type, with the transmitter output power set at the maximum level. However, the transmitter shall comply with the applicable requirements under all operational conditions and when in combination with any type of antenna from the list provided in the test report (and in the notice to be included in the user manual, provided below).

When measurements at the antenna port are used to determine the RF output power, the effective gain of the device's antenna shall be stated, based on a measurement or on data from the antenna's manufacturer. The test report shall state the RF power, output power setting and spurious emission measurements with each antenna type that is used with the transmitter being tested.

For licence-exempt equipment with detachable antennas, the user manual shall also contain the following notice in a conspicuous location:

This radio transmitter [enter the device's ISED certification number] has been approved by Innovation, Science and Economic Development Canada to operate with the antenna types listed below, with the maximum permissible gain indicated. Antenna types not included in this list that have a gain greater than the maximum gain indicated for any type listed are strictly prohibited for use with this device.

Immediately following the above notice, the manufacturer shall provide a list of all antenna types which can be used with the transmitter, indicating the maximum permissible antenna gain (in dBi) and the required impedance for each antenna type.

Antenna Connector Construction

The Antenna use unique type of connector to attach to the EUT, and Unit must be professionally installed, and installer shall be responsible for verifying that the correct antenna is employed with the unit. Please refer to the EUT photos.

Manufacturer	Model	Antenna Type	input impedance (Ohm)	Antenna Gain /Used Frequency Range
ARC Wireless	ARC-OA5813SD1	Dual Pol Omni Antenna	50	13 dBi/ 5.15-5.85GHz
ARC Wireless	ARC-VS5821SD1	Dual Polarization Variable Beamwidth Sector Antenna	50	21 dBi/ 5.15-5.85GHz
Proxim	PA5-0530-DP	High Gain Dual Polarized/Dual Slant Antenna	50	29.5 dBi/ 5.15-5.85GHz
UBIQUITI Networks	RD-5G34	2x2 PtP Bridge Dish Antenna	50	34 dBi/ 5.15-5.25G&5.725-5.85GHz

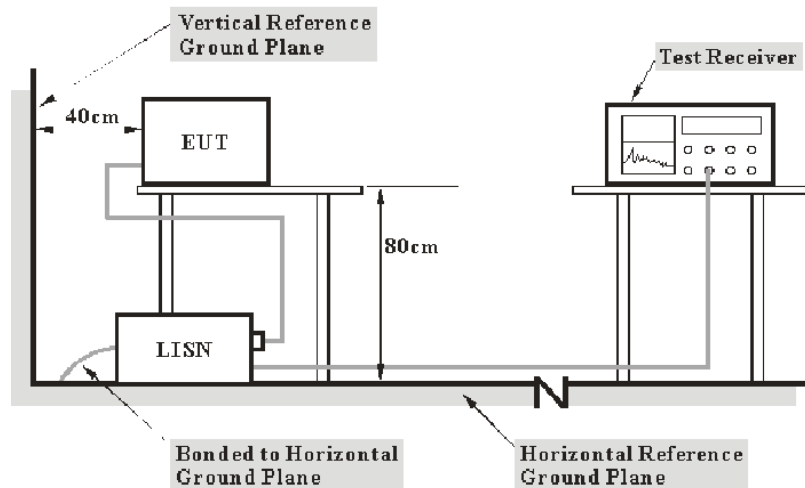
Result: Compliance.

FCC §15.207(a) RSS-GEN CLAUSE 8.8– CONDUCTED EMISSIONS

Applicable Standard

FCC §15.207(a), §15.407(b) (6), RSS-GEN CLAUSE 8.8.

EUT Setup



- Note: 1. Support units were connected to second LISN.
 2. Both of LISNs (AMN) 80 cm from EUT and at the least 80 cm from other units and other metal planes support units.

The setup of EUT is according with per ANSI C63.10-2013 measurement procedure. The specification used was with the FCC Part 15.207 limits and RSS-Gen clause 8.8 limits.

The spacing between the peripherals was 10 cm.

The adapter was connected to the main lisn with a 120 V/60 Hz AC power source.

EMI Test Receiver Setup

The EMI test receiver was set to investigate the spectrum from 150 kHz to 30 MHz.

During the conducted emission test, the EMI test receiver was set with the following configurations:

Frequency Range	IF B/W
150 kHz – 30 MHz	9 kHz

Corrected Amplitude & Margin Calculation

The basic equation is as follows:

$$V_C = V_R + A_C + VDF$$

$$C_f = A_C + VDF$$

Herein,

V_C (cord. Reading): corrected voltage amplitude

V_R : reading voltage amplitude

A_c : attenuation caused by cable loss

VDF: voltage division factor of AMN

C_f : Correction Factor

The “**Margin**” column of the following data tables indicates the degree of compliance within the applicable limit. For example, a margin of 7dB means the emission is 7dB below the limit. The equation for margin calculation is as follows:

$$\text{Margin} = \text{Limit} - \text{Corrected Amplitude}$$

Test Equipment List and Details

Manufacturer	Description	Model	Serial Number	Calibration Date	Calibration Due Date
R&S	LISN	ENV 216	101614	2019-09-12	2020-09-12
R&S	EMI Test Receiver	ESCI	101121	2020-05-09	2021-05-09
Unknown	Coaxial Cable	C-NJNJ-50	C-0200-01	2019-09-05	2020-09-05
R&S	Test Software	EMC32	Version8.53.0	N/A	N/A

* **Statement of Traceability:** Bay Area Compliance Laboratories Corp. (Dongguan) attests that all calibrations have been performed, traceable to National Primary Standards and International System of Units (SI).

Test Procedure

During the conducted emission test, the EUT was connected to the first LISN.

The frequency and amplitude of the six highest ac power-line conducted emissions relative to the limit, measured over all the current-carrying conductors of the EUT power cords, and the operating frequency or frequency to which the EUT is tuned (if appropriate), should be reported, unless such emissions are more than 20 dB below the limit. AC power-line conducted emissions measurements are to be separately carried out only on each of the phase (“hot”) line(s) and (if used) on the neutral line(s), but not on the ground [protective earth] line(s). If less than six emission frequencies are within 20 dB of the limit, then the noise level of the measuring instrument at representative frequencies should be reported. The specific conductor of the power-line cord for each of the reported emissions should be identified. Measure the six highest emissions with respect to the limit on each current-carrying conductor of each power cord associated with the EUT (but not the power cords of associated or peripheral equipment that are part of the test configuration). Then, report the six highest emissions with respect to the limit from among all the measurements identifying the frequency and specific current-carrying conductor identified with the emission. The six highest emissions should be reported for each of the current-carrying conductors, or the six highest emissions may be reported over all the current-carrying conductors.

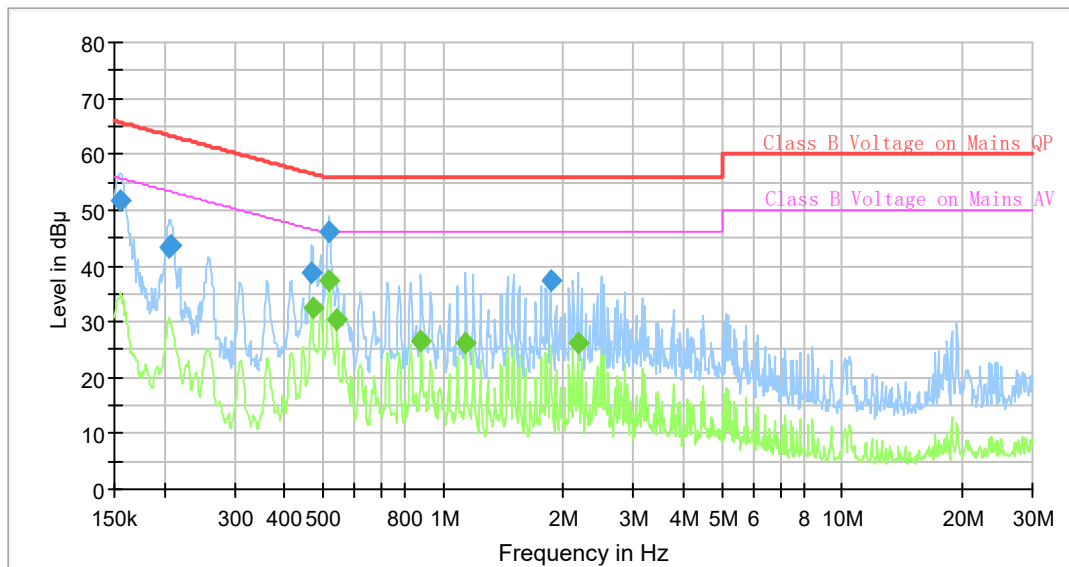
Test Data

Environmental Conditions

Temperature:	27.9°C
Relative Humidity:	62%
ATM Pressure:	99.8kPa
Tester:	Barry Yang
Test Date:	2020-08-09

Test Mode: Transmitting (802.11a mode 5745 MHz chain 0 was the worst):

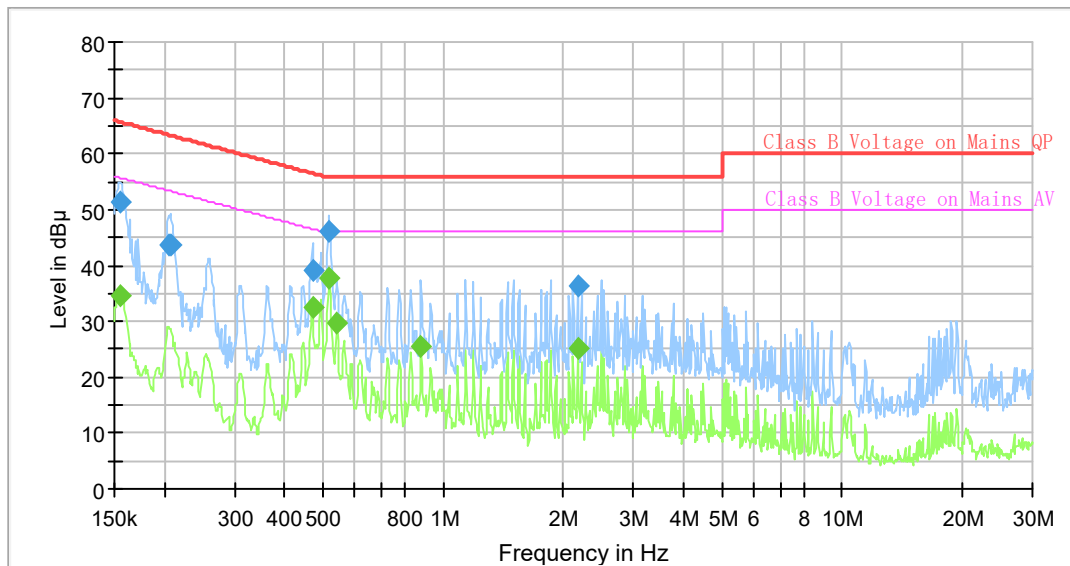
AC120 V, 60 Hz, Line:



Final Result

Frequency (MHz)	QuasiPeak (dB μV)	Average (dB μV)	Limit (dB μV)	Margin (dB)	Bandwidth (kHz)	Line	Corr. (dB)
0.155329	51.80	---	65.71	13.91	9.000	L1	9.6
0.205378	43.38	---	63.39	20.01	9.000	L1	9.6
0.207437	43.60	---	63.31	19.71	9.000	L1	9.6
0.467685	38.76	---	56.55	17.79	9.000	L1	9.6
0.470023	---	32.42	46.51	14.09	9.000	L1	9.6
0.519327	---	37.51	46.00	8.49	9.000	L1	9.6
0.519327	46.10	---	56.00	9.90	9.000	L1	9.6
0.540467	---	30.22	46.00	15.78	9.000	L1	9.6
0.881136	---	26.59	46.00	19.41	9.000	L1	9.7
1.136351	---	26.06	46.00	19.94	9.000	L1	9.7
1.861883	37.26	---	56.00	18.74	9.000	L1	9.7
2.173203	---	26.18	46.00	19.82	9.000	L1	9.7

AC120 V, 60 Hz, Neutral:



Final Result

Frequency (MHz)	QuasiPeak (dB μ V)	Average (dB μ V)	Limit (dB μ V)	Margin (dB)	Bandwidth (kHz)	Line	Corr. (dB)
0.155329	---	34.75	55.71	20.96	9.000	N	9.6
0.155329	51.46	---	65.71	14.25	9.000	N	9.6
0.205378	43.67	---	63.39	19.72	9.000	N	9.6
0.207437	43.84	---	63.31	19.47	9.000	N	9.6
0.470023	---	32.51	46.51	14.00	9.000	N	9.6
0.470023	39.16	---	56.51	17.35	9.000	N	9.6
0.516743	---	37.71	46.00	8.29	9.000	N	9.6
0.516743	45.98	---	56.00	10.02	9.000	N	9.6
0.543169	---	29.66	46.00	16.34	9.000	N	9.6
0.881136	---	25.66	46.00	20.34	9.000	N	9.6
2.173203	---	25.13	46.00	20.87	9.000	N	9.6
2.173203	36.18	---	56.00	19.82	9.000	N	9.6

FCC §15.209, §15.205 , §15.407(b) &RSS-247 CLAUSE 6.2, RSS-GEN CLAUSE 8.10 –UNWANTED EMISSION

Applicable Standard

FCC §15.407; §15.209; §15.205;

(b) Undesirable emission limits. Except as shown in paragraph (b)(7) of this section, the maximum emissions outside of the frequency bands of operation shall be attenuated in accordance with the following limits:

(1) For transmitters operating in the 5.15-5.25 GHz band: All emissions outside of the 5.15-5.35 GHz band shall not exceed an e.i.r.p. of -27 dBm/MHz.

(2) For transmitters operating in the 5.25-5.35 GHz band: All emissions outside of the 5.15-5.35 GHz band shall not exceed an e.i.r.p. of -27 dBm/MHz.

(3) For transmitters operating in the 5.47-5.725 GHz band: All emissions outside of the 5.47-5.725 GHz band shall not exceed an e.i.r.p. of -27 dBm/MHz.

(4) For transmitters operating in the 5.725-5.85 GHz band:

(i) All emissions shall be limited to a level of -27 dBm/MHz at 75 MHz or more above or below the band edge increasing linearly to 10 dBm/MHz at 25 MHz above or below the band edge, and from 25 MHz above or below the band edge increasing linearly to a level of 15.6 dBm/MHz at 5 MHz above or below the band edge, and from 5 MHz above or below the band edge increasing linearly to a level of 27 dBm/MHz at the band edge.

(ii) Devices certified before March 2, 2017 with antenna gain greater than 10 dBi may demonstrate compliance with the emission limits in §15.247(d), but manufacturing, marketing and importing of devices certified under this alternative must cease by March 2, 2018. Devices certified before March 2, 2018 with antenna gain of 10 dBi or less may demonstrate compliance with the emission limits in §15.247(d), but manufacturing, marketing and importing of devices certified under this alternative must cease before March 2, 2020.

(5) The emission measurements shall be performed using a minimum resolution bandwidth of 1 MHz. A lower resolution bandwidth may be employed near the band edge, when necessary, provided the measured energy is integrated to show the total power over 1 MHz.

(6) Unwanted emissions below 1 GHz must comply with the general field strength limits set forth in §15.209. Further, any U-NII devices using an AC power line are required to comply also with the conducted limits set forth in §15.207.

(7) The provisions of §15.205 apply to intentional radiators operating under this section.

According to RSS-247 Clause 6.2

Frequency band 5150-5250 MHz

6.2.1.2 Unwanted emission limits

For transmitters with operating frequencies in the band 5150-5250 MHz, all emissions outside the band 5150-5350 MHz shall not exceed -27 dBm/MHz e.i.r.p. Any unwanted emissions that fall into the band 5250-5350 MHz shall be attenuated below the channel power by at least 26 dB, when measured using a resolution bandwidth between 1 and 5% of the occupied bandwidth (i.e. 99% bandwidth), above 5250 MHz. The 26 dB bandwidth may fall into the 5250-5350 MHz band; however, if the occupied bandwidth also falls within the 5250-5350 MHz band, the transmission is considered as intentional and the devices shall comply with all requirements in the band 5250-5350 MHz including implementing dynamic frequency selection (DFS) and TPC, on the portion of the emission that resides in the 5250-5350 MHz band.

Frequency band 5250-5350 MHz

6.2.2.2 Unwanted emission limits

Devices shall comply with the following:

- a) All emissions outside the band 5250-5350 MHz shall not exceed -27 dBm/MHz e.i.r.p.; or
- b) All emissions outside the band 5150-5350 MHz shall not exceed -27 dBm/MHz e.i.r.p. and its power shall comply with the spectral power density for operation within the band 5150-5250 MHz. The device, except devices installed in vehicles, shall be labelled or include in the user manual the following text “for indoor use only.”

Frequency bands 5470-5600 MHz and 5650-5725 MHz:

6.2.3.2 Unwanted emission limits

Emissions outside the band 5470-5600 MHz and 5650-5725 MHz shall not exceed -27 dBm/MHz e.i.r.p. However, devices with bandwidth overlapping the band edge of 5725 MHz can meet the emission limit of -27 dBm/MHz e.i.r.p. at 5850 MHz instead of 5725 MHz.

Frequency band 5725-5850 MHz

6.2.4.2 Unwanted emission limits

Devices operating in the band 5725-5850 MHz with antenna gain greater than 10 dBi can have unwanted emissions that comply with either the limits in this section or in section 5.5 until six (6) months after the publication date of this standard for certification. Certified devices that do not comply with emission limits in this section shall not be manufactured, imported, distributed, leased, offered for sale or sold after April 1, 2018.

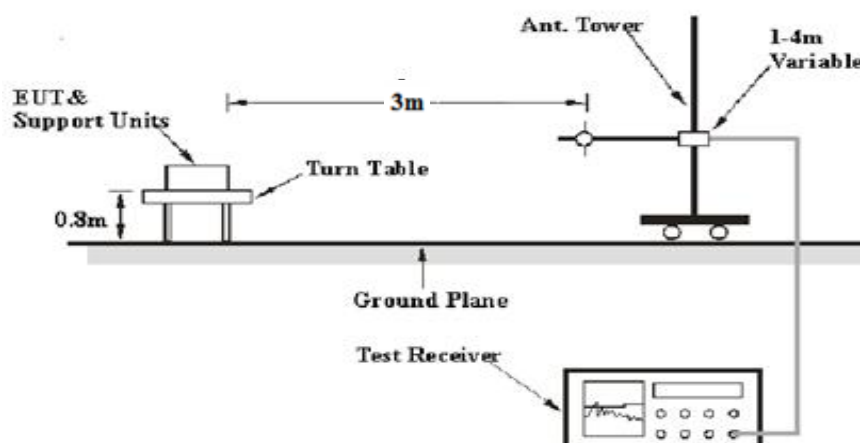
Devices operating in the band 5725-5850 MHz with antenna gain of 10 dBi or less can have unwanted emissions that comply with either the limits in this section or in section 5.5 until April 1, 2018 for certification. Certified devices that do not comply with emission limits in this section shall not be manufactured, imported, distributed, leased, offered for sale or sold after April 1, 2020.

Devices operating in the band 5725-5850 MHz shall have e.i.r.p. of unwanted emissions comply with the following:

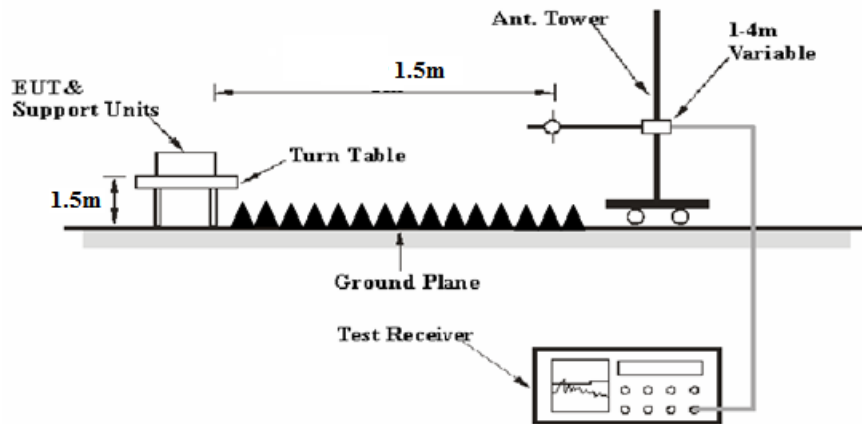
- 27 dBm/MHz at frequencies from the band edges decreasing linearly to 15.6 dBm/MHz at 5 MHz above or below the band edges;
- 15.6 dBm/MHz at 5 MHz above or below the band edges decreasing linearly to 10 dBm/MHz at 25 MHz above or below the band edges;
- 10 dBm/MHz at 25 MHz above or below the band edges decreasing linearly to -27 dBm/MHz at 75 MHz above or below the band edges; and
- 27 dBm/MHz at frequencies more than 75 MHz above or below the band edges.

EUT Setup

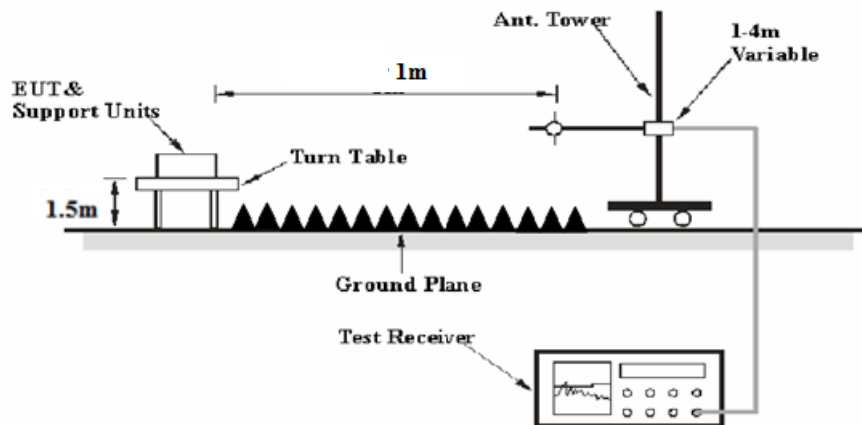
Below 1 GHz:



1-26.5 GHz:



26.5-40 GHz:



The radiated emission Below 1GHz tests were performed in the 3 meters chamber test site A , above 1GHz tests were performed in the 3 meters chamber test site B, using the setup accordance with the ANSI C63.10-2013. The specification used was the FCC 15.209, and FCC 15.407 limits and RSS-247, RSS-Gen limits.

The external I/O cables were draped along the test table and formed a bundle 30 to 40 cm long in the middle.

The spacing between the peripherals was 10 cm.

EMI Test Receiver & Spectrum Analyzer Setup

The system was investigated from 30 MHz to 40 GHz.

During the radiated emission test, the EMI test receiver & Spectrum Analyzer Setup were set with the following configurations:

30-1000MHz:

Measurement	RBW	Video B/W	IF B/W
QP	120 kHz	300 kHz	120kHz

1GHz- 40GHz:

Measurement	Duty cycle	RBW	Video B/W
PK	Any	1MHz	3 MHz
Ave.	>98%	1MHz	10 Hz
	<98%	1MHz	1/T

If the maximized peak measured value complies with under the QP/Average limit more than 6dB, then it is unnecessary to perform an QP/Average measurement.

Test Procedure

During the radiated emission test, the adapter was connected to the first AC floor outlet.

Data was recorded in Quasi-peak detection mode for frequency range of 30 MHz-1GHz, peak and Average detection modes for frequencies above 1GHz.

According to KDB 789033 D02 General UNII Test Procedures New Rules v02r01, emission shall be computed as: $E [dB\mu V/m] = EIRP[dBm] + 95.2$, for $d = 3$ meters.

According to C63.10, the above 1G test result shall be extrapolated to the specified distance using an extrapolation factor of 20dB/decade from 3m to 1.5m or 1m

Distance extrapolation factor = $20 \log (\text{specific distance } [3m]/\text{test distance } [1.5m])$ dB= 6.02 dB

or

Distance extrapolation factor = $20 \log (\text{specific distance } [3m]/\text{test distance } [1m])$ dB= 9.54 dB

All emissions under the average limit and under the noise floor have not recorded in the report.

Corrected Amplitude & Margin Calculation

For the range 30MHz-1GHz, the Corrected Amplitude is calculated by adding the Antenna Factor and Cable Loss, and subtracting the Amplifier Gain from the Meter Reading. The basic equation is as follows:

$$\text{Corrected Amplitude} = \text{Meter Reading} + \text{Antenna Factor} + \text{Cable Loss} - \text{Amplifier Gain}$$

The “**Margin**” column of the following data tables indicates the degree of compliance with the applicable limit. For example, a margin of 7dB means the emission is 7dB below the limit. The equation for margin calculation is as follows:

$$\text{Margin} = \text{Limit} - \text{Corrected Amplitude}$$

For the range 1GHz-40GHz, Test performed at 1.5m or 1m, the Corrected Amplitude is calculated by adding the Antenna Factor and Cable Loss, and subtracting the Amplifier Gain from the Meter Reading and the Distance extrapolation factor. The basic equation is as follows:

$$\begin{aligned} &\text{Corrected Amplitude} \\ &= \text{Meter Reading} + \text{Antenna Factor} + \text{Cable Loss} - \text{Amplifier Gain} - \text{Distance extrapolation factor} \end{aligned}$$

The “**Margin**” column of the following data tables indicates the degree of compliance with the applicable limit. For example, a margin of 7dB means the emission is 7dB below the limit. The equation for margin calculation is as follows:

$$\text{Margin} = \text{Limit} - \text{Corrected Amplitude}$$

Test Equipment List and Details

Manufacturer	Description	Model	Serial Number	Calibration Date	Calibration Due Date
Radiation Below 1GHz					
Sunol Sciences	Antenna	JB3	A060611-3	2020-07-21	2023-07-21
R&S	EMI Test Receiver	ESCI	100224	2019-09-12	2020-09-12
Unknown	Coaxial Cable	C-NJNJ-50	C-1000-01	2019-09-05	2020-09-05
Unknown	Coaxial Cable	C-NJNJ-50	C-0400-02	2019-09-05	2020-09-05
Unknown	Coaxial Cable	C-NJNJ-50	C-0530-01	2019-09-24	2020-09-24
Sonoma	Amplifier	310N	185914	2019-10-13	2020-10-13
Farad	Test Software	EZ-EMC	V1.1.4.2	N/A	N/A
Radiation Above 1GHz					
TDK RF	Horn Antenna	HRN-0118	130 084	2018-10-12	2021-10-12
Ducommun Technologies	Horn Antenna	ARH-4223-02	1007726-01 1304	2017-12-06	2020-12-05
Ducommun Technologies	Horn Antenna	ARH-2823-02	1007726-01 1302	2017-12-06	2020-12-05
R&S	Spectrum Analyzer	FSP 38	100478	2020-07-07	2021-07-07
HUBER+SUHNER	Coaxial Cable	SUCOFLEX 126EA	MY369/26/26E A	2020-09-25	2021-09-25
Mini	Pre-amplifier	ZVA-183-S+	5969001149	2020-09-05	2021-09-05
Quinstar	Amplifier	QLW-18405536-JO	15964001001	2020-06-27	2021-06-27
Sinoscite	Bandstop Filters	BSF5150-5850MN- 0899-003	0899003	2020-05-06	2021-05-06
Mini Circuits	High Pass Filter	VHF-6010+	31118	2020-06-16	2021-06-16
Farad	Test Software	EZ-EMC	V1.1.4.2	N/A	N/A

* **Statement of Traceability:** Bay Area Compliance Laboratories Corp. (Dongguan) attests that all calibrations have been performed, traceable to National Primary Standards and International System of Units (SI).

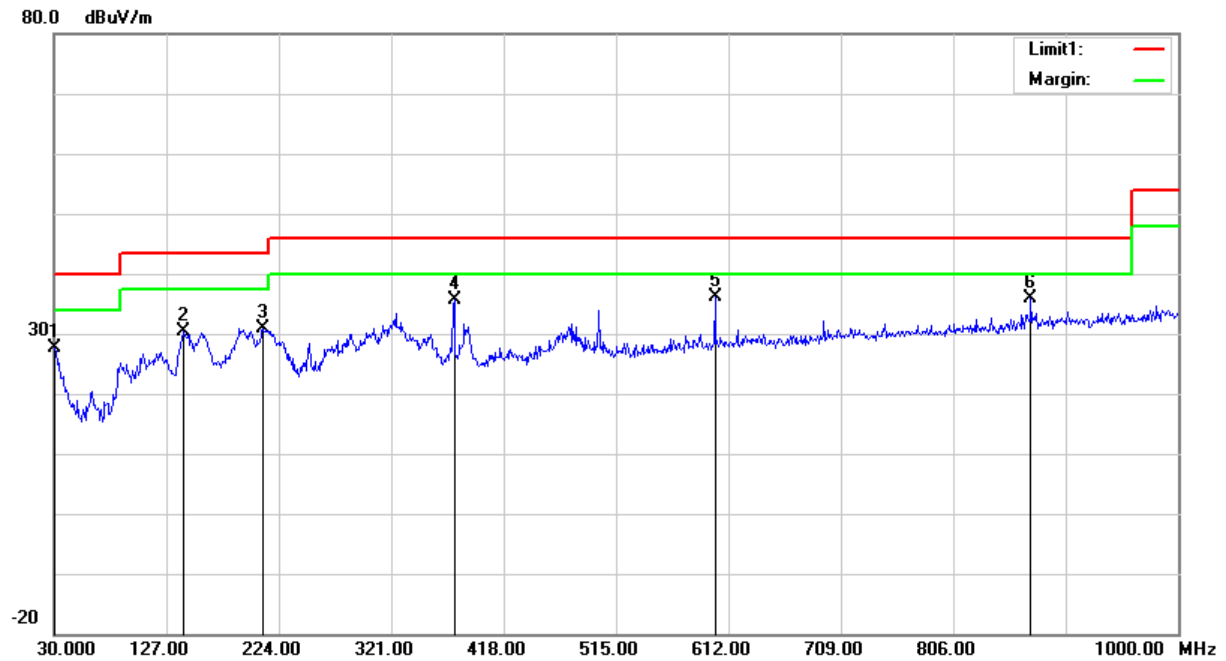
Test Data**Environmental Conditions**

Test Items	Radiation Below 1GHz	Radiation Above 1GHz
Temperature:	28 °C	25.4 ~ 26.1 °C
Relative Humidity:	44%	28 ~ 30 %
ATM Pressure:	101 kPa	101 ~ 101.6 kPa
Tester:	Joker Chen	Jalon Liu
Test Date:	2020-08-15	2020-10-10~2020-11-11

Test Mode: Transmitting

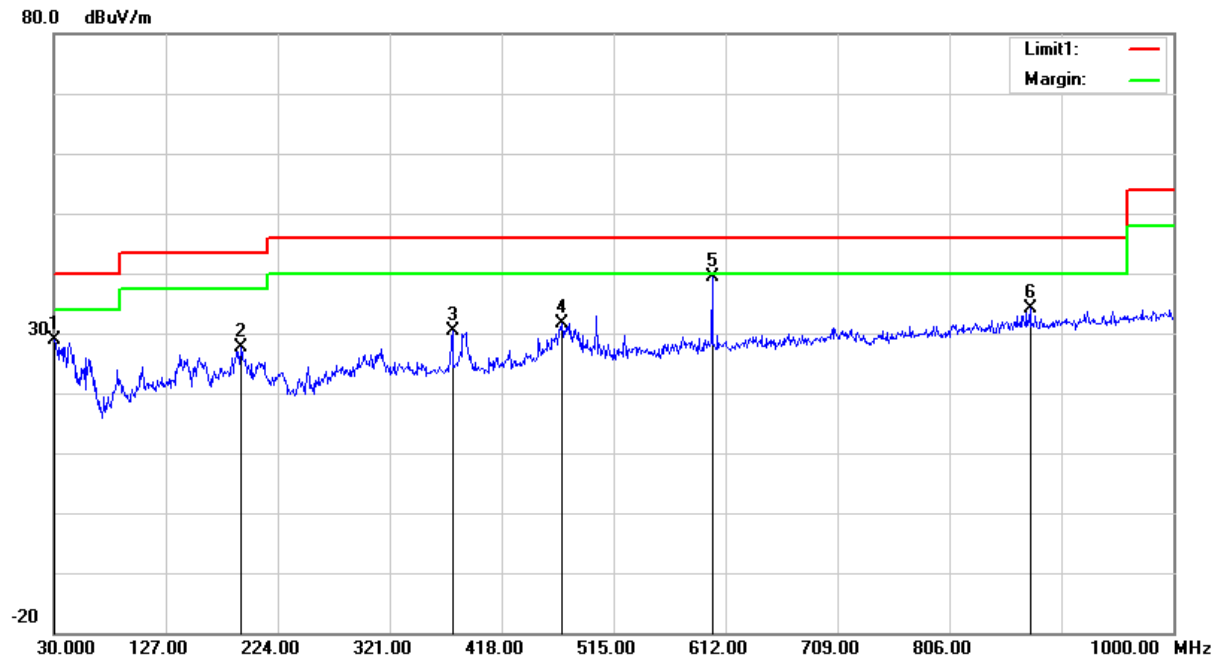
1) Below 1GHz(802.11a mode 5745 MHz chain 0 for 13dBi antenna was the worst):

Horizontal:



Frequency (MHz)	Receiver Reading (dBμV)	Detector	Correction Factor (dB/m)	Cord. Amp. (dBμV/m)	Limit (dBμV/m)	Margin (dB)
30.0000	26.27	peak	1.46	27.73	40.00	12.27
141.5500	36.45	peak	-5.99	30.46	43.50	13.04
210.4200	38.25	peak	-7.34	30.91	43.50	12.59
375.3200	38.37	peak	-2.64	35.73	46.00	10.27
600.3600	35.42	peak	0.76	36.18	46.00	9.82
872.9300	31.09	peak	4.82	35.91	46.00	10.09

Vertical:



Frequency (MHz)	Receiver Reading (dBμV)	Detector	Correction Factor (dB/m)	Cord. Amp. (dBμV/m)	Limit (dBμV/m)	Margin (dB)
30.0000	27.54	peak	1.46	29.00	40.00	11.00
191.9900	34.47	peak	-6.89	27.58	43.50	15.92
375.3200	32.92	peak	-2.64	30.28	46.00	15.72
470.3800	32.17	peak	-0.53	31.64	46.00	14.36
600.3600	38.52	peak	0.76	39.28	46.00	6.72
875.8400	35.40	peak	-1.23	34.17	46.00	11.83

2) 1GHz-40GHz:

13 dBi Antenna:

5150-5250MHz:

802.11a(Chain 0):

Frequency	Receiver		Rx Antenna		Cable loss	Amplifier Gain	Corrected Amplitude	Extrapolation result	Limit	Margin
	Reading	Detector	Polar	Factor						
MHz	dBµV	PK/QP/AV	H/V	dB/m	dB	dB	dBµV/m	dBµV/m	dBµV/m	dB
Low Channel: 5180 MHz										
5150.00	34.82	PK	H	33.54	3.56	0.00	71.92	65.9	74.00	8.10
5150.00	22.27	AV	H	33.54	3.56	0.00	59.37	53.35	54.00	0.65
10360.00	35.20	PK	H	38.17	6.29	25.46	54.20	48.18	68.20	20.02
15540.00	35.70	PK	H	38.06	8.85	24.27	58.34	52.32	74.00	21.68
15540.00	24.23	AV	H	38.06	8.85	24.27	46.87	40.85	54.00	13.15
Middle Channel: 5200 MHz										
10400.00	34.84	PK	H	38.18	6.32	25.46	53.88	47.86	68.20	20.34
15600.00	36.64	PK	H	38.00	8.83	24.31	59.16	53.14	74.00	20.86
15600.00	23.25	AV	H	38.00	8.83	24.31	45.77	39.75	54.00	14.25
High Channel: 5240 MHz										
5350.00	28.93	PK	H	33.86	3.52	0.00	66.31	60.29	74.00	13.71
5350.00	16.43	AV	H	33.86	3.52	0.00	53.81	47.79	54.00	6.21
10480.00	35.56	PK	H	38.20	6.37	25.47	54.66	48.64	68.20	19.56
15720.00	36.06	PK	H	37.88	8.79	24.39	58.34	52.32	74.00	21.68
15720.00	25.62	AV	H	37.88	8.79	24.39	47.90	41.88	54.00	12.12

802.11a(Chain 1):

Frequency	Receiver		Rx Antenna		Cable loss	Amplifier Gain	Corrected Amplitude	Extrapolation result	Limit	Margin
	Reading	Detector	Polar	Factor						
MHz	dBµV	PK/QP/AV	H/V	dB/m	dB	dB	dBµV/m	dBµV/m	dBµV/m	dB
Low Channel: 5180 MHz										
5150.00	33.93	PK	H	33.54	3.56	0.00	71.03	65.01	74.00	8.99
5150.00	22.21	AV	H	33.54	3.56	0.00	59.31	53.29	54.00	0.71
10360.00	35.29	PK	H	38.17	6.29	25.46	54.29	48.27	68.20	19.93
15540.00	36.28	PK	H	38.06	8.85	24.27	58.92	52.9	74.00	21.10
15540.00	24.65	AV	H	38.06	8.85	24.27	47.29	41.27	54.00	12.73
Middle Channel: 5200 MHz										
10400.00	35.62	PK	H	38.18	6.32	25.46	54.66	48.64	68.20	19.56
15600.00	36.16	PK	H	38.00	8.83	24.31	58.68	52.66	74.00	21.34
15600.00	23.49	AV	H	38.00	8.83	24.31	46.01	39.99	54.00	14.01
High Channel: 5240 MHz										
5350.00	29.70	PK	H	33.86	3.52	0.00	67.08	61.06	74.00	12.94
5350.00	16.86	AV	H	33.86	3.52	0.00	54.24	48.22	54.00	5.78
10480.00	35.28	PK	H	38.20	6.37	25.47	54.38	48.36	68.20	19.84
15720.00	36.29	PK	H	37.88	8.79	24.39	58.57	52.55	74.00	21.45
15720.00	24.39	AV	H	37.88	8.79	24.39	46.67	40.65	54.00	13.35

802.11a(Chain 2):

Frequency	Receiver		Rx Antenna		Cable loss	Amplifier Gain	Corrected Amplitude	Extrapolation result	Limit	Margin
	Reading	Detector	Polar	Factor						
MHz	dBµV	PK/QP/AV	H/V	dB/m	dB	dB	dBµV/m	dBµV/m	dBµV/m	dB
Low Channel: 5180 MHz										
5150.00	32.72	PK	V	33.54	3.56	0.00	69.82	63.8	74.00	10.20
5150.00	21.06	AV	V	33.54	3.56	0.00	58.16	52.14	54.00	1.86
10360.00	36.12	PK	V	38.17	6.29	25.46	55.12	49.1	68.20	19.10
15540.00	36.59	PK	V	38.06	8.85	24.27	59.23	53.21	74.00	20.79
15540.00	24.69	AV	V	38.06	8.85	24.27	47.33	41.31	54.00	12.69
Middle Channel: 5200 MHz										
10400.00	35.29	PK	V	38.18	6.32	25.46	54.33	48.31	68.20	19.89
15600.00	36.78	PK	V	38.00	8.83	24.31	59.30	53.28	74.00	20.72
15600.00	24.19	AV	V	38.00	8.83	24.31	46.71	40.69	54.00	13.31
High Channel: 5240 MHz										
5350.00	29.30	PK	V	33.86	3.52	0.00	66.68	60.66	74.00	13.34
5350.00	16.94	AV	V	33.86	3.52	0.00	54.32	48.3	54.00	5.70
10480.00	35.58	PK	V	38.20	6.37	25.47	54.68	48.66	68.20	19.54
15720.00	36.26	PK	V	37.88	8.79	24.39	58.54	52.52	74.00	21.48
15720.00	25.71	AV	V	37.88	8.79	24.39	47.99	41.97	54.00	12.03

802.11a(Chain 3):

Frequency	Receiver		Rx Antenna		Cable loss	Amplifier Gain	Corrected Amplitude	Extrapolation result	Limit	Margin
	Reading	Detector	Polar	Factor						
MHz	dBµV	PK/QP/AV	H/V	dB/m	dB	dB	dBµV/m	dBµV/m	dBµV/m	dB
Low Channel: 5180 MHz										
5150.00	33.58	PK	V	33.54	3.56	0.00	70.68	64.66	74.00	9.34
5150.00	21.84	AV	V	33.54	3.56	0.00	58.94	52.92	54.00	1.08
10360.00	35.26	PK	V	38.17	6.29	25.46	54.26	48.24	68.20	19.96
15540.00	36.59	PK	V	38.06	8.85	24.27	59.23	53.21	74.00	20.79
15540.00	24.69	AV	V	38.06	8.85	24.27	47.33	41.31	54.00	12.69
Middle Channel: 5200 MHz										
10400.00	35.58	PK	V	38.18	6.32	25.46	54.62	48.6	68.20	19.60
15600.00	36.29	PK	V	38.00	8.83	24.31	58.81	52.79	74.00	21.21
15600.00	23.89	AV	V	38.00	8.83	24.31	46.41	40.39	54.00	13.61
High Channel: 5240 MHz										
5350.00	28.43	PK	V	33.86	3.52	0.00	65.81	59.79	74.00	14.21
5350.00	16.17	AV	V	33.86	3.52	0.00	53.55	47.53	54.00	6.47
10480.00	35.31	PK	V	38.20	6.37	25.47	54.41	48.39	68.20	19.81
15720.00	36.59	PK	V	37.88	8.79	24.39	58.87	52.85	74.00	21.15
15720.00	24.64	AV	V	37.88	8.79	24.39	46.92	40.9	54.00	13.10

802.11n ht20(4TX was the worst):

Frequency	Receiver		Rx Antenna		Cable loss	Amplifier Gain	Corrected Amplitude	Extrapolation result	Limit	Margin
	Reading	Detector	Polar	Factor						
MHz	dBµV	PK/QP/AV	H/V	dB/m	dB	dB	dBµV/m	dBµV/m	dBµV/m	dB
Low Channel: 5180 MHz										
5150.00	38.82	PK	H	33.54	3.56	0.00	75.92	69.9	74.00	4.10
5150.00	19.04	AV	H	33.54	3.56	0.00	56.14	50.12	54.00	3.88
10360.00	35.62	PK	H	38.17	6.29	25.46	54.62	48.6	68.20	19.60
15540.00	36.59	PK	H	38.06	8.85	24.27	59.23	53.21	74.00	20.79
15540.00	24.69	AV	H	38.06	8.85	24.27	47.33	41.31	54.00	12.69
Middle Channel: 5200 MHz										
10400.00	35.26	PK	H	38.18	6.32	25.46	54.30	48.28	68.20	19.92
15600.00	36.55	PK	H	38.00	8.83	24.31	59.07	53.05	74.00	20.95
15600.00	23.45	AV	H	38.00	8.83	24.31	45.97	39.95	54.00	14.05
High Channel: 5240 MHz										
5350.00	29.24	PK	H	33.86	3.52	0.00	66.62	60.6	74.00	13.40
5350.00	15.86	AV	H	33.86	3.52	0.00	53.24	47.22	54.00	6.78
10480.00	35.59	PK	H	38.20	6.37	25.47	54.69	48.67	68.20	19.53
15720.00	36.59	PK	H	37.88	8.79	24.39	58.87	52.85	74.00	21.15
15720.00	23.78	AV	H	37.88	8.79	24.39	46.06	40.04	54.00	13.96

802.11n ht40(4TX was the worst):

Frequency	Receiver		Rx Antenna		Cable loss	Amplifier Gain	Corrected Amplitude	Extrapolation result	Limit	Margin
	Reading	Detector	Polar	Factor						
MHz	dBµV	PK/QP/AV	H/V	dB/m	dB	dB	dBµV/m	dBµV/m	dBµV/m	dB
Low Channel: 5190 MHz										
5150.00	32.96	PK	H	33.54	3.56	0.00	70.06	64.04	74.00	9.96
5150.00	21.68	AV	H	33.54	3.56	0.00	58.78	52.76	54.00	1.24
10380.00	35.56	PK	H	38.18	6.31	25.46	54.59	48.57	68.20	19.63
15570.00	36.67	PK	H	38.03	8.84	24.29	59.25	53.23	74.00	20.77
15570.00	23.88	AV	H	38.03	8.84	24.29	46.46	40.44	54.00	13.56
High Channel: 5230 MHz										
5350.00	29.63	PK	H	33.86	3.52	0.00	67.01	60.99	74.00	13.01
5350.00	17.12	AV	H	33.86	3.52	0.00	54.50	48.48	54.00	5.52
10460.00	35.89	PK	H	38.19	6.36	25.47	54.97	48.95	68.20	19.25
15690.00	36.48	PK	H	37.91	8.80	24.37	58.82	52.8	74.00	21.20
15690.00	23.79	AV	H	37.91	8.80	24.37	46.13	40.11	54.00	13.89

802.11ac vht80(4TX was the worst):

Frequency	Receiver		Rx Antenna		Cable loss	Amplifier Gain	Corrected Amplitude	Extrapolation result	Limit	Margin
	Reading	Detector	Polar	Factor						
MHz	dBµV	PK/QP/AV	H/V	dB/m	dB	dB	dBµV/m	dBµV/m	dBµV/m	dB
Low Channel: 5210 MHz										
5150.00	34.92	PK	H	33.54	3.56	0.00	72.02	66	74.00	8.00
5150.00	22.10	AV	H	33.54	3.56	0.00	59.20	53.18	54.00	0.82
5350.00	28.91	PK	H	33.86	3.52	0.00	66.29	60.27	74.00	13.73
5350.00	17.88	AV	H	33.86	3.52	0.00	55.26	49.24	54.00	4.76
10420.00	35.69	PK	H	38.18	6.33	25.47	54.73	48.71	68.20	19.49
15630.00	36.57	PK	H	37.97	8.82	24.33	59.03	53.01	74.00	20.99
15630.00	23.67	AV	H	37.97	8.82	24.33	46.13	40.11	54.00	13.89

5250-5350MHz:

802.11a(Chain 0):

Frequency MHz	Receiver		Rx Antenna		Cable loss dB	Amplifier Gain dB	Corrected Amplitude dBµV/m	Extrapolation result dBµV/m	Limit dBµV/m	Margin dB
	Reading dBµV	Detector PK/QP/AV	Polar H/V	Factor dB/m						
Low Channel: 5260 MHz										
5150.00	30.10	PK	H	33.54	3.56	0.00	66.38	60.36	74.00	13.64
5150.00	16.80	AV	H	33.54	3.56	0.00	53.90	47.88	54.00	6.12
10520.00	35.69	PK	H	38.21	6.39	25.47	54.82	48.8	68.20	19.40
15780.00	36.58	PK	H	37.82	8.76	24.42	58.74	52.72	74.00	21.28
15780.00	23.57	AV	H	37.82	8.76	24.42	45.73	39.71	54.00	14.29
Middle Channel: 5280 MHz										
10560.00	35.59	PK	H	38.24	6.40	25.47	54.76	48.74	68.20	19.46
15840.00	36.47	PK	H	37.76	8.74	24.46	58.51	52.49	74.00	21.51
15840.00	23.58	AV	H	37.76	8.74	24.46	45.62	39.6	54.00	14.40
High Channel: 5320 MHz										
5350.00	30.82	PK	H	33.86	3.52	0.00	68.20	62.18	74.00	11.82
5350.00	18.99	AV	H	33.86	3.52	0.00	56.37	50.35	54.00	3.65
10640.00	35.62	PK	H	38.28	6.43	25.46	54.87	48.85	74.00	25.15
10640.00	22.59	AV	H	38.28	6.43	25.46	41.84	35.82	54.00	18.18
15960.00	36.27	PK	H	37.64	8.70	24.54	58.07	52.05	74.00	21.95
15960.00	23.46	AV	H	37.64	8.70	24.54	45.26	39.24	54.00	14.76

802.11a(Chain 1):

Frequency MHz	Receiver		Rx Antenna		Cable loss dB	Amplifier Gain dB	Corrected Amplitude dBµV/m	Extrapolation result dBµV/m	Limit dBµV/m	Margin dB
	Reading dBµV	Detector PK/QP/AV	Polar H/V	Factor dB/m						
Low Channel: 5260 MHz										
5150.00	29.21	PK	H	33.54	3.56	0.00	66.31	60.29	74.00	13.71
5150.00	16.41	AV	H	33.54	3.56	0.00	53.51	47.49	54.00	6.51
10520.00	35.62	PK	H	38.21	6.39	25.47	54.75	48.73	68.20	19.47
15780.00	36.59	PK	H	37.82	8.76	24.42	58.75	52.73	74.00	21.27
15780.00	23.38	AV	H	37.82	8.76	24.42	45.54	39.52	54.00	14.48
Middle Channel: 5280 MHz										
10560.00	35.62	PK	H	38.24	6.40	25.47	54.79	48.77	68.20	19.43
15840.00	36.58	PK	H	37.76	8.74	24.46	58.62	52.6	74.00	21.40
15840.00	23.49	AV	H	37.76	8.74	24.46	45.53	39.51	54.00	14.49
High Channel: 5320 MHz										
5350.00	31.19	PK	H	33.86	3.52	0.00	68.57	62.55	74.00	11.45
5350.00	18.32	AV	H	33.86	3.52	0.00	55.70	49.68	54.00	4.32
10640.00	35.64	PK	H	38.28	6.43	25.46	54.89	48.87	74.00	25.13
10640.00	22.37	AV	H	38.28	6.43	25.46	41.62	35.6	54.00	18.40
15960.00	36.49	PK	H	37.64	8.70	24.54	58.29	52.27	74.00	21.73
15960.00	23.78	AV	H	37.64	8.70	24.54	45.58	39.56	54.00	14.44

802.11a(Chain 2):

Frequency	Receiver		Rx Antenna		Cable loss	Amplifier Gain	Corrected Amplitude	Extrapolation result	Limit	Margin
	Reading	Detector	Polar	Factor						
MHz	dB μ V	PK/QP/AV	H/V	dB/m	dB	dB	dB μ V/m	dB μ V/m	dB μ V/m	dB
Low Channel: 5260 MHz										
5150.00	28.47	PK	V	33.54	3.56	0.00	65.57	59.55	74.00	14.45
5150.00	16.08	AV	V	33.54	3.56	0.00	53.18	47.16	54.00	6.84
10520.00	35.56	PK	V	38.21	6.39	25.47	54.69	48.67	68.20	19.53
15780.00	36.48	PK	V	37.82	8.76	24.42	58.64	52.62	74.00	21.38
15780.00	24.01	AV	V	37.82	8.76	24.42	46.17	40.15	54.00	13.85
Middle Channel: 5280 MHz										
10560.00	35.64	PK	V	38.24	6.40	25.47	54.81	48.79	68.20	19.41
15840.00	36.48	PK	V	37.76	8.74	24.46	58.52	52.5	74.00	21.50
15840.00	23.69	AV	V	37.76	8.74	24.46	45.73	39.71	54.00	14.29
High Channel: 5320 MHz										
5350.00	30.46	PK	V	33.86	3.52	0.00	67.84	61.82	74.00	12.18
5350.00	18.11	AV	V	33.86	3.52	0.00	55.49	49.47	54.00	4.53
10640.00	35.26	PK	V	38.28	6.43	25.46	54.51	48.49	74.00	25.51
10640.00	22.34	AV	V	38.28	6.43	25.46	41.59	35.57	54.00	18.43
15960.00	36.45	PK	V	37.64	8.70	24.54	58.25	52.23	74.00	21.77
15960.00	23.38	AV	V	37.64	8.70	24.54	45.18	39.16	54.00	14.84

802.11a(Chain 3):

Frequency	Receiver		Rx Antenna		Cable loss	Amplifier Gain	Corrected Amplitude	Extrapolation result	Limit	Margin
	Reading	Detector	Polar	Factor						
MHz	dB μ V	PK/QP/AV	H/V	dB/m	dB	dB	dB μ V/m	dB μ V/m	dB μ V/m	dB
Low Channel: 5260 MHz										
5150.00	27.69	PK	V	33.54	3.56	0.00	64.79	58.77	74.00	15.23
5150.00	15.62	AV	V	33.54	3.56	0.00	52.72	46.7	54.00	7.30
10520.00	35.59	PK	V	38.21	6.39	25.47	54.72	48.7	68.20	19.50
15780.00	36.41	PK	V	37.82	8.76	24.42	58.57	52.55	74.00	21.45
15780.00	23.29	AV	V	37.82	8.76	24.42	45.45	39.43	54.00	14.57
Middle Channel: 5280 MHz										
10560.00	35.42	PK	V	38.24	6.40	25.47	54.59	48.57	68.20	19.63
15840.00	36.39	PK	V	37.76	8.74	24.46	58.43	52.41	74.00	21.59
15840.00	23.14	AV	V	37.76	8.74	24.46	45.18	39.16	54.00	14.84
High Channel: 5320 MHz										
5350.00	29.68	PK	V	33.86	3.52	0.00	67.06	61.04	74.00	12.96
5350.00	17.40	AV	V	33.86	3.52	0.00	54.78	48.76	54.00	5.24
10640.00	35.91	PK	V	38.28	6.43	25.46	55.16	49.14	74.00	24.86
10640.00	23.01	AV	V	38.28	6.43	25.46	42.26	36.24	54.00	17.76
15960.00	36.18	PK	V	37.64	8.70	24.54	57.98	51.96	74.00	22.04
15960.00	23.46	AV	V	37.64	8.70	24.54	45.26	39.24	54.00	14.76

802.11n ht20(4TX was the worst):

Frequency	Receiver		Rx Antenna		Cable loss	Amplifier Gain	Corrected Amplitude	Extrapolation result	Limit	Margin
	Reading	Detector	Polar	Factor						
MHz	dBµV	PK/QP/AV	H/V	dB/m	dB	dB	dBµV/m	dBµV/m	dBµV/m	dB
Low Channel: 5260 MHz										
5150.00	28.40	PK	V	33.54	3.56	0.00	65.50	59.48	74.00	14.52
5150.00	16.10	AV	V	33.54	3.56	0.00	53.20	47.18	54.00	6.82
10520.00	35.26	PK	V	38.21	6.39	25.47	54.39	48.37	68.20	19.83
15780.00	36.59	PK	V	37.82	8.76	24.42	58.75	52.73	74.00	21.27
15780.00	23.47	AV	V	37.82	8.76	24.42	45.63	39.61	54.00	14.39
Middle Channel: 5280 MHz										
10560.00	35.64	PK	V	38.24	6.40	25.47	54.81	48.79	68.20	19.41
15840.00	36.58	PK	V	37.76	8.74	24.46	58.62	52.6	74.00	21.40
15840.00	23.89	AV	V	37.76	8.74	24.46	45.93	39.91	54.00	14.09
High Channel: 5320 MHz										
5350.00	30.14	PK	V	33.86	3.52	0.00	67.52	61.5	74.00	12.50
5350.00	17.42	AV	V	33.86	3.52	0.00	54.80	48.78	54.00	5.22
10640.00	35.61	PK	V	38.28	6.43	25.46	54.86	48.84	74.00	25.16
10640.00	22.39	AV	V	38.28	6.43	25.46	41.64	35.62	54.00	18.38
15960.00	36.59	PK	V	37.64	8.70	24.54	58.39	52.37	74.00	21.63

802.11n ht40(4TX was the worst):

Frequency	Receiver		Rx Antenna		Cable loss	Amplifier Gain	Corrected Amplitude	Extrapolation result	Limit	Margin
	Reading	Detector	Polar	Factor						
MHz	dBµV	PK/QP/AV	H/V	dB/m	dB	dB	dBµV/m	dBµV/m	dBµV/m	dB
Low Channel: 5270 MHz										
5150.00	28.82	PK	H	33.54	3.56	0.00	65.92	59.9	74.00	14.10
5150.00	16.61	AV	H	33.54	3.56	0.00	53.71	47.69	54.00	6.31
10540.00	35.68	PK	H	38.22	6.40	25.47	54.83	48.81	74.00	25.19
15810.00	36.45	PK	H	37.79	8.75	24.44	58.55	52.53	74.00	21.47
15810.00	23.49	AV	H	37.79	8.75	24.44	45.59	39.57	54.00	14.43
High Channel: 5310 MHz										
5350.00	30.86	PK	H	33.86	3.52	0.00	68.24	62.22	74.00	11.78
5350.00	19.29	AV	H	33.86	3.52	0.00	56.67	50.65	54.00	3.35
10620.00	35.62	PK	H	38.27	6.43	25.47	54.85	48.83	74.00	25.17
10620.00	22.65	AV	H	38.27	6.43	25.47	41.88	35.86	54.00	18.14
15930.00	36.49	PK	H	37.67	8.71	24.52	58.35	52.33	74.00	21.67
15930.00	23.58	AV	H	37.67	8.71	24.52	45.44	39.42	54.00	14.58

802.11ac vht80(4TX was the worst):

Frequency	Receiver		Rx Antenna		Cable loss	Amplifier Gain	Corrected Amplitude	Extrapolation result	Limit	Margin
	Reading	Detector	Polar	Factor						
MHz	dB μ V	PK/QP/AV	H/V	dB/m	dB	dB	dB μ V/m	dB μ V/m	dB μ V/m	dB
Low Channel: 5290 MHz										
5150.00	29.65	PK	H	33.54	3.56	0.00	66.75	60.73	74.00	13.27
5150.00	18.65	AV	H	33.54	3.56	0.00	55.75	49.73	54.00	4.27
5350.00	34.37	PK	H	33.86	3.52	0.00	71.75	65.73	74.00	8.27
5350.00	22.11	AV	H	33.86	3.52	0.00	59.49	53.47	54.00	0.53
10580.00	35.65	PK	H	38.25	6.41	25.47	54.84	48.82	74.00	25.18
15870.00	36.78	PK	H	37.73	8.73	24.48	58.76	52.74	74.00	21.26
15870.00	24.13	AV	H	37.73	8.73	24.48	46.11	40.09	54.00	13.91

5470-5725MHz:

802.11a(Chain 0):

Frequency MHz	Receiver		Rx Antenna		Cable loss dB	Amplifier Gain dB	Corrected Amplitude dBµV/m	Extrapolation result dBµV/m	Limit dBµV/m	Margin dB
	Reading dBµV	Detector PK/QP/AV	Polar H/V	Factor dB/m						
Low Channel: 5500 MHz										
5460.00	30.50	PK	H	34.05	3.56	0.00	68.11	62.09	74.00	11.91
5460.00	18.24	AV	H	34.05	3.56	0.00	55.85	49.83	54.00	4.17
11000.00	37.23	PK	H	38.50	6.57	25.45	56.85	50.83	74.00	23.17
11000.00	25.16	AV	H	38.50	6.57	25.45	44.78	38.76	54.00	15.24
16500.00	36.49	PK	H	38.20	8.63	24.27	59.05	53.03	68.2	15.17
3710.00	40.65	PK	V	31.76	2.57	25.90	49.08	43.06	74.00	30.94
3710.00	38.71	AV	V	31.76	2.57	25.90	47.14	41.12	54.00	12.88
Middle Channel: 5580 MHz										
11160.00	35.65	PK	H	38.66	6.58	25.47	55.42	49.4	74.00	24.60
11160.00	22.58	AV	H	38.66	6.58	25.47	42.35	36.33	54.00	17.67
16740.00	36.45	PK	H	39.16	8.67	24.12	60.16	54.14	68.2	14.06
3760.00	41.03	PK	V	31.87	2.52	25.84	49.58	43.56	74.00	30.44
3760.00	39.14	AV	V	31.87	2.52	25.84	47.69	41.67	54.00	12.33
High Channel: 5700 MHz										
5725.00	31.21	PK	H	34.19	3.69	0.00	69.09	63.07	68.2	5.13
11400.00	35.69	PK	H	38.90	6.59	25.50	55.68	49.66	74.00	24.34
11400.00	23.01	AV	H	38.90	6.59	25.50	43.00	36.98	54.00	17.02
17100.00	36.59	PK	H	40.78	8.75	23.85	62.27	56.25	68.2	11.95
3810.00	41.63	PK	V	31.98	2.49	25.80	50.30	44.28	74.00	29.72
3810.00	39.78	AV	V	31.98	2.49	25.80	48.45	42.43	54.00	11.57

802.11a(Chain 1):

Frequency	Receiver		Rx Antenna		Cable loss	Amplifier Gain	Corrected Amplitude	Extrapolation result	Limit	Margin
	Reading	Detector	Polar	Factor						
MHz	dBµV	PK/QP/AV	H/V	dB/m	dB	dB	dBµV/m	dBµV/m	dBµV/m	dB
Low Channel: 5500 MHz										
5460.00	30.79	PK	H	34.05	3.56	0.00	68.40	62.38	74.00	11.62
5460.00	19.15	AV	H	34.05	3.56	0.00	56.76	50.74	54.00	3.26
11000.00	36.12	PK	H	38.50	6.57	25.45	55.74	49.72	74.00	24.28
11000.00	23.15	AV	H	38.50	6.57	25.45	42.77	36.75	54.00	17.25
16500.00	36.46	PK	H	38.20	8.63	24.27	59.02	53	68.2	15.2
3710.00	40.68	PK	V	31.76	2.57	25.90	49.11	43.09	74.00	30.91
3710.00	38.73	AV	V	31.76	2.57	25.90	47.16	41.14	54.00	12.86
Middle Channel: 5580 MHz										
11160.00	35.46	PK	V	38.66	6.58	25.47	55.23	49.21	74.00	24.79
11160.00	22.49	AV	V	38.66	6.58	25.47	42.26	36.24	54.00	17.76
16740.00	36.13	PK	V	39.16	8.67	24.12	59.84	53.82	68.2	14.38
3760.00	41.32	PK	V	31.87	2.52	25.84	49.87	43.85	74.00	30.15
3760.00	39.42	AV	V	31.87	2.52	25.84	47.97	41.95	54.00	12.05
High Channel: 5700 MHz										
5725.00	32.88	PK	H	34.19	3.69	0.00	70.76	64.74	68.2	3.46
11400.00	35.62	PK	H	38.90	6.59	25.50	55.61	49.59	74.00	24.41
11400.00	22.79	AV	H	38.90	6.59	25.50	42.78	36.76	54.00	17.24
17100.00	36.57	PK	H	40.78	8.75	23.85	62.25	56.23	68.2	11.97
3810.00	41.68	PK	V	31.98	2.49	25.80	50.35	44.33	74.00	29.67
3810.00	39.76	AV	V	31.98	2.49	25.80	48.43	42.41	54.00	11.59

802.11a(Chain 2):

Frequency	Receiver		Rx Antenna		Cable loss	Amplifier Gain	Corrected Amplitude	Extrapolation result	Limit	Margin
	Reading	Detector	Polar	Factor						
MHz	dBµV	PK/QP/AV	H/V	dB/m	dB	dB	dBµV/m	dBµV/m	dBµV/m	dB
Low Channel: 5500 MHz										
5460.00	33.31	PK	V	34.05	3.56	0.00	70.92	64.9	74.00	9.10
5460.00	21.22	AV	V	34.05	3.56	0.00	58.83	52.81	54.00	1.19
11000.00	35.89	PK	V	38.50	6.57	25.45	55.51	49.49	74.00	24.51
11000.00	22.97	AV	V	38.50	6.57	25.45	42.59	36.57	54.00	17.43
16500.00	36.12	PK	V	38.20	8.63	24.27	58.68	52.66	68.2	15.54
3710.00	40.71	PK	V	31.76	2.57	25.90	49.14	43.12	74.00	30.88
3710.00	38.78	AV	V	31.76	2.57	25.90	47.21	41.19	54.00	12.81
Middle Channel: 5580 MHz										
11160.00	35.64	PK	V	38.66	6.58	25.47	55.41	49.39	74.00	24.61
11160.00	22.89	AV	V	38.66	6.58	25.47	42.66	36.64	54.00	17.36
16740.00	36.49	PK	V	39.16	8.67	24.12	60.20	54.18	68.2	14.02
3760.00	41.19	PK	V	31.87	2.52	25.84	49.74	43.72	74.00	30.28
3760.00	39.32	AV	V	31.87	2.52	25.84	47.87	41.85	54.00	12.15
High Channel: 5700 MHz										
5725.00	32.86	PK	V	34.19	3.69	0.00	70.74	64.72	68.2	3.48
11400.00	36.01	PK	V	38.90	6.59	25.50	56.00	49.98	74.00	24.02
11400.00	23.23	AV	V	38.90	6.59	25.50	43.22	37.2	54.00	16.80
17100.00	36.56	PK	V	40.78	8.75	23.85	62.24	56.22	68.2	11.98
3810.00	41.74	PK	V	31.98	2.49	25.80	50.41	44.39	74.00	29.61
3810.00	39.79	AV	V	31.98	2.49	25.80	48.46	42.44	54.00	11.56

802.11a(Chain 3):

Frequency	Receiver		Rx Antenna		Cable loss	Amplifier Gain	Corrected Amplitude	Extrapolation result	Limit	Margin
	Reading	Detector	Polar	Factor						
MHz	dBµV	PK/QP/AV	H/V	dB/m	dB	dB	dBµV/m	dBµV/m	dBµV/m	dB
Low Channel: 5500 MHz										
5460.00	30.13	PK	V	34.05	3.56	0.00	67.74	61.72	74.00	12.28
5460.00	18.30	AV	V	34.05	3.56	0.00	55.91	49.89	54.00	4.11
11000.00	38.59	PK	V	38.50	6.57	25.45	58.21	52.19	74.00	21.81
11000.00	26.29	AV	V	38.50	6.57	25.45	45.91	39.89	54.00	14.11
16500.00	36.79	PK	V	38.20	8.63	24.27	59.35	53.33	68.2	14.87
3710.00	40.62	PK	V	31.76	2.57	25.90	49.05	43.03	74.00	30.97
3710.00	38.74	AV	V	31.76	2.57	25.90	47.17	41.15	54.00	12.85
Middle Channel: 5580 MHz										
11160.00	42.84	PK	V	38.66	6.58	25.47	62.61	56.59	74.00	17.41
11160.00	30.59	AV	V	38.66	6.58	25.47	50.36	44.34	54.00	9.66
16740.00	36.89	PK	V	39.16	8.67	24.12	60.60	54.58	68.2	13.62
3760.00	41.33	PK	V	31.87	2.52	25.84	49.88	43.86	74.00	30.14
3760.00	39.36	AV	V	31.87	2.52	25.84	47.91	41.89	54.00	12.11
High Channel: 5700 MHz										
5725.00	33.22	PK	V	34.19	3.69	0.00	71.10	65.08	68.2	3.12
11400.00	38.13	PK	V	38.90	6.59	25.50	58.12	52.1	74.00	21.90
11400.00	25.62	AV	V	38.90	6.59	25.50	45.61	39.59	54.00	14.41
17100.00	36.89	PK	V	40.78	8.75	23.85	62.57	56.55	68.2	11.65
3810.00	41.62	PK	V	31.98	2.49	25.80	50.29	44.27	74.00	29.73
3810.00	39.73	AV	V	31.98	2.49	25.80	48.40	42.38	54.00	11.62

802.11n ht20(4TX was the worst):

Frequency	Receiver		Rx Antenna		Cable loss	Amplifier Gain	Corrected Amplitude	Extrapolation result	Limit	Margin
	Reading	Detector	Polar	Factor						
MHz	dBµV	PK/QP/AV	H/V	dB/m	dB	dB	dBµV/m	dBµV/m	dBµV/m	dB
Low Channel: 5500 MHz										
5460.00	29.26	PK	H	34.05	3.56	0.00	66.87	60.85	74.00	13.15
5460.00	17.17	AV	H	34.05	3.56	0.00	54.78	48.76	54.00	5.24
11000.00	40.27	PK	H	38.50	6.57	25.45	59.89	53.87	74.00	20.13
11000.00	28.98	AV	H	38.50	6.57	25.45	48.60	42.58	54.00	11.42
16500.00	36.59	PK	H	38.20	8.63	24.27	59.15	53.13	68.2	15.07
3710.00	40.59	PK	V	31.76	2.57	25.90	49.02	43	74.00	31.00
3710.00	38.65	AV	V	31.76	2.57	25.90	47.08	41.06	54.00	12.94
Middle Channel: 5580 MHz										
11160.00	37.12	PK	H	38.66	6.58	25.47	56.89	50.87	74.00	23.13
11160.00	24.56	AV	H	38.66	6.58	25.47	44.33	38.31	54.00	15.69
16740.00	36.59	PK	H	39.16	8.67	24.12	60.30	54.28	68.2	13.92
3760.00	41.34	PK	V	31.87	2.52	25.84	49.89	43.87	74.00	30.13
3760.00	39.42	AV	V	31.87	2.52	25.84	47.97	41.95	54.00	12.05
High Channel: 5700 MHz										
5725.00	31.71	PK	H	34.19	3.69	0.00	69.59	63.57	68.2	4.63
11400.00	37.01	PK	V	38.90	6.59	25.50	57.00	50.98	74.00	23.02
11400.00	24.13	AV	V	38.90	6.59	25.50	44.12	38.1	54.00	15.90
17100.00	36.79	PK	V	40.78	8.75	23.85	62.47	56.45	68.2	11.75
3810.00	41.75	PK	V	31.98	2.49	25.80	50.42	44.4	74.00	29.60
3810.00	39.82	AV	V	31.98	2.49	25.80	48.49	42.47	54.00	11.53

802.11n ht40(4TX was the worst):

Frequency	Receiver		Rx Antenna		Cable loss	Amplifier Gain	Corrected Amplitude	Extrapolation result	Limit	Margin
	Reading	Detector	Polar	Factor						
MHz	dBµV	PK/QP/AV	H/V	dB/m	dB	dB	dBµV/m	dBµV/m	dBµV/m	dB
Low Channel: 5510 MHz										
5460.00	33.50	PK	V	34.05	3.56	0.00	71.11	65.09	74.00	8.91
5460.00	20.68	AV	V	34.05	3.56	0.00	58.29	52.27	54.00	1.73
11020.00	36.59	PK	V	38.52	6.57	25.45	56.23	50.21	74.00	23.79
11020.00	22.36	AV	V	38.52	6.57	25.45	42.00	35.98	54.00	18.02
16530.00	36.12	PK	V	38.32	8.64	24.25	58.83	52.81	68.2	15.39
3715.00	40.41	PK	V	31.77	2.57	25.89	48.86	42.84	74.00	31.16
3715.00	38.52	AV	V	31.77	2.57	25.89	46.97	40.95	54.00	13.05
Middle Channel: 5550 MHz										
11100.00	36.13	PK	V	38.60	6.57	25.46	55.84	49.82	74.00	24.18
11100.00	23.47	AV	V	38.60	6.57	25.46	43.18	37.16	54.00	16.84
16650.00	36.59	PK	V	38.80	8.66	24.17	59.88	53.86	68.2	14.34
3765.00	41.73	PK	V	31.88	2.52	25.84	50.29	44.27	74.00	29.73
3765.00	39.72	AV	V	31.88	2.52	25.84	48.28	42.26	54.00	11.74
High Channel: 5670 MHz										
5725.00	30.06	PK	V	34.19	3.69	0.00	67.94	61.92	68.20	6.28
11340.00	36.15	PK	V	38.84	6.58	25.49	56.08	50.06	74.00	23.94
11340.00	23.49	AV	V	38.84	6.58	25.49	43.42	37.4	54.00	16.60
17010.00	36.79	PK	V	40.26	8.72	23.94	61.83	55.81	68.2	12.39
3795.00	41.52	PK	V	31.95	2.49	25.81	50.15	44.13	74.00	29.87
3795.00	39.68	AV	V	31.95	2.49	25.81	48.31	42.29	54.00	11.71

802.11ac vht80(4TX was the worst):

Frequency	Receiver		Rx Antenna		Cable loss	Amplifier Gain	Corrected Amplitude	Extrapolation result	Limit	Margin
	Reading	Detector	Polar	Factor						
MHz	dBµV	PK/QP/AV	H/V	dB/m	dB	dB	dBµV/m	dBµV/m	dBµV/m	dB
Low Channel: 5530 MHz										
5460.00	34.39	PK	V	34.05	3.56	0.00	72.00	65.98	74.00	8.02
5460.00	21.08	AV	V	34.05	3.56	0.00	58.69	52.67	54.00	1.33
11060.00	36.01	PK	V	38.56	6.57	25.46	55.68	49.66	74.00	24.34
11060.00	23.44	AV	V	38.56	6.57	25.46	43.11	37.09	54.00	16.91
16590.00	36.27	PK	V	38.56	8.65	24.21	59.27	53.25	68.2	14.95
3725.00	40.83	PK	V	31.80	2.56	25.88	49.31	43.29	74.00	30.71
3725.00	38.89	AV	V	31.80	2.56	25.88	47.37	41.35	54.00	12.65
High Channel: 5610 MHz										
5725.00	32.75	PK	V	34.19	3.69	0.00	70.63	64.61	68.20	3.59
11220.00	36.13	PK	V	38.72	6.58	25.48	55.95	49.93	74.00	24.07
11220.00	23.49	AV	V	38.72	6.58	25.48	43.31	37.29	54.00	16.71
16830.00	35.59	PK	V	39.52	8.69	24.06	59.74	53.72	68.2	14.48
3775.00	41.69	PK	V	31.91	2.51	25.83	50.28	44.26	74.00	29.74
3775.00	39.78	AV	V	31.91	2.51	25.83	48.37	42.35	54.00	11.65

5725-5850MHz:

802.11a(Chain 0):

Frequency MHz	Receiver		Rx Antenna		Cable loss dB	Amplifier Gain dB	Corrected Amplitude dBµV/m	Extrapolation result dBµV/m	Limit dBµV/m	Margin dB
	Reading dBµV	Detector PK/QP/AV	Polar H/V	Factor dB/m						
Low Channel: 5745MHz										
5725.00	42.09	PK	H	34.19	3.69	0.00	79.97	73.95	122.20	48.25
5720.00	40.78	PK	H	34.19	3.69	0.00	78.66	72.64	110.80	38.16
5700.00	29.80	PK	H	34.18	3.68	0.00	67.66	61.64	105.20	43.56
5650.00	28.48	PK	H	34.16	3.63	0.00	66.27	60.25	68.20	7.95
11490.00	37.16	PK	H	38.99	6.59	25.51	57.23	51.21	74.00	22.79
11490.00	24.50	AV	H	38.99	6.59	25.51	44.57	38.55	54.00	15.45
17235.00	36.10	PK	H	41.56	8.78	23.72	62.72	56.7	68.20	11.50
3830.00	42.63	PK	V	32.03	2.51	25.79	51.38	45.36	74.00	28.64
3830.00	40.77	AV	V	32.03	2.51	25.79	49.52	43.5	54.00	10.50
Middle Channel: 5785 MHz										
11570.00	36.13	PK	H	39.00	6.61	25.46	56.28	50.26	74.00	23.74
11570.00	23.48	AV	H	39.00	6.61	25.46	43.63	37.61	54.00	16.39
17355.00	36.03	PK	H	42.26	8.81	23.60	63.50	57.48	68.20	10.72
3850.00	42.96	PK	V	32.07	2.53	25.78	51.78	45.76	74.00	28.24
3850.00	40.99	AV	V	32.07	2.53	25.78	49.81	43.79	54.00	10.21
High Channel: 5825 MHz										
5850.00	48.77	PK	H	34.24	3.75	0.00	86.76	80.74	122.20	41.46
5855.00	47.48	PK	H	34.24	3.75	0.00	85.47	79.45	110.80	31.35
5875.00	34.47	PK	H	34.25	3.77	0.00	72.49	66.47	105.20	38.73
5925.00	30.10	PK	H	34.27	3.80	0.00	68.17	62.15	68.20	6.05
11650.00	36.49	PK	H	39.00	6.64	25.41	56.72	50.7	74.00	23.30
11650.00	23.49	AV	H	39.00	6.64	25.41	43.72	37.7	54.00	16.30
17475.00	36.12	PK	H	42.96	8.84	23.48	64.44	58.42	68.20	9.78
3880.00	43.12	PK	V	32.14	2.56	25.77	52.05	46.03	74.00	27.97
3880.00	41.25	AV	V	32.14	2.56	25.77	50.18	44.16	54.00	9.84

802.11a(Chain 1):

Frequency MHz	Receiver		Rx Antenna		Cable loss dB	Amplifier Gain dB	Corrected Amplitude dBµV/m	Extrapolation result dBµV/m	Limit dBµV/m	Margin dB
	Reading dBµV	Detector PK/QP/AV	Polar H/V	Factor dB/m						
Low Channel: 5745MHz										
5725.00	42.81	PK	H	34.19	3.69	0.00	80.69	74.67	122.20	47.53
5720.00	41.24	PK	H	34.19	3.69	0.00	79.12	73.1	110.80	37.70
5700.00	33.25	PK	H	34.18	3.68	0.00	71.11	65.09	105.20	40.11
5650.00	30.89	PK	H	34.16	3.63	0.00	68.68	62.66	68.20	5.54
11490.00	36.59	PK	H	38.99	6.59	25.51	56.66	50.64	74.00	23.36
11490.00	23.46	AV	H	38.99	6.59	25.51	43.53	37.51	54.00	16.49
17235.00	35.89	PK	H	41.56	8.78	23.72	62.51	56.49	68.20	11.71
3830.00	42.66	PK	V	32.03	2.51	25.79	51.41	45.39	74.00	28.61
3830.00	40.72	AV	V	32.03	2.51	25.79	49.47	43.45	54.00	10.55
Middle Channel: 5785 MHz										
11570.00	36.13	PK	H	39.00	6.61	25.46	56.28	50.26	74.00	23.74
11570.00	23.43	AV	H	39.00	6.61	25.46	43.58	37.56	54.00	16.44
17355.00	35.98	PK	H	42.26	8.81	23.60	63.45	57.43	68.20	10.77
3850.00	42.95	PK	V	32.07	2.53	25.78	51.77	45.75	74.00	28.25
3850.00	40.98	AV	V	32.07	2.53	25.78	49.80	43.78	54.00	10.22
High Channel: 5825 MHz										
5850.00	45.10	PK	H	34.24	3.75	0.00	83.09	77.07	122.20	45.13
5855.00	41.61	PK	H	34.24	3.75	0.00	79.60	73.58	110.80	37.22
5875.00	32.08	PK	H	34.25	3.77	0.00	70.10	64.08	105.20	41.12
5925.00	30.13	PK	H	34.27	3.80	0.00	68.20	62.18	68.20	6.02
11650.00	36.55	PK	H	39.00	6.64	25.41	56.78	50.76	74.00	23.24
11650.00	23.48	AV	H	39.00	6.64	25.41	43.71	37.69	54.00	16.31
17475.00	35.89	PK	H	42.96	8.84	23.48	64.21	58.19	68.20	10.01
3880.00	43.15	PK	V	32.14	2.56	25.77	52.08	46.06	74.00	27.94
3880.00	41.23	AV	V	32.14	2.56	25.77	50.16	44.14	54.00	9.86

802.11a(Chain 2):

Frequency	Receiver		Rx Antenna		Cable loss	Amplifier Gain	Corrected Amplitude	Extrapolation result	Limit	Margin
	Reading	Detector	Polar	Factor						
MHz	dBµV	PK/QP/AV	H/V	dB/m	dB	dB	dBµV/m	dBµV/m	dBµV/m	dB
Low Channel: 5745MHz										
5725.00	68.43	PK	V	34.19	3.69	0.00	106.31	100.29	122.20	21.91
5720.00	57.01	PK	V	34.19	3.69	0.00	94.89	88.87	110.80	21.93
5700.00	47.10	PK	V	34.18	3.68	0.00	84.96	78.94	105.20	26.26
5650.00	30.52	PK	V	34.16	3.63	0.00	68.31	62.29	68.20	5.91
11490.00	36.58	PK	V	38.99	6.59	25.51	56.65	50.63	74.00	23.37
11490.00	24.01	AV	V	38.99	6.59	25.51	44.08	38.06	54.00	15.94
17235.00	36.13	PK	V	41.56	8.78	23.72	62.75	56.73	68.20	11.47
3830.00	42.59	PK	V	32.03	2.51	25.79	51.34	45.32	74.00	28.68
3830.00	40.63	AV	V	32.03	2.51	25.79	49.38	43.36	54.00	10.64
Middle Channel: 5785 MHz										
11570.00	37.12	PK	V	39.00	6.61	25.46	57.27	51.25	74.00	22.75
11570.00	24.59	AV	V	39.00	6.61	25.46	44.74	38.72	54.00	15.28
17355.00	36.57	PK	V	42.26	8.81	23.60	64.04	58.02	68.20	10.18
3850.00	42.91	PK	V	32.07	2.53	25.78	51.73	45.71	74.00	28.29
3850.00	40.96	AV	V	32.07	2.53	25.78	49.78	43.76	54.00	10.24
High Channel: 5825 MHz										
5850.00	50.42	PK	V	34.24	3.75	0.00	88.41	82.39	122.20	39.81
5855.00	49.59	PK	V	34.24	3.75	0.00	87.58	81.56	110.80	29.24
5875.00	33.89	PK	V	34.25	3.77	0.00	71.91	65.89	105.20	39.31
5925.00	29.15	PK	V	34.27	3.80	0.00	67.22	61.2	68.20	7.00
11650.00	36.89	PK	V	39.00	6.64	25.41	57.12	51.1	74.00	22.90
11650.00	24.01	AV	V	39.00	6.64	25.41	44.24	38.22	54.00	15.78
17475.00	36.17	PK	V	42.96	8.84	23.48	64.49	58.47	68.20	9.73
3880.00	43.09	PK	V	32.14	2.56	25.77	52.02	46	74.00	28.00
3880.00	41.15	AV	V	32.14	2.56	25.77	50.08	44.06	54.00	9.94

802.11a(Chain 3):

Frequency	Receiver		Rx Antenna		Cable loss	Amplifier Gain	Corrected Amplitude	Extrapolation result	Limit	Margin
	Reading	Detector	Polar	Factor						
MHz	dBµV	PK/QP/AV	H/V	dB/m	dB	dB	dBµV/m	dBµV/m	dBµV/m	dB
Low Channel: 5745MHz										
5725.00	43.14	PK	V	34.19	3.69	0.00	81.02	75	122.20	47.20
5720.00	40.86	PK	V	34.19	3.69	0.00	78.74	72.72	110.80	38.08
5700.00	30.34	PK	V	34.18	3.68	0.00	68.20	62.18	105.20	43.02
5650.00	28.48	PK	V	34.16	3.63	0.00	66.27	60.25	68.20	7.95
11490.00	47.03	PK	V	38.99	6.59	25.51	67.10	61.08	74.00	12.92
11490.00	33.98	AV	V	38.99	6.59	25.51	54.05	48.03	54.00	5.97
17235.00	36.56	PK	V	41.56	8.78	23.72	63.18	57.16	68.20	11.04
3830.00	42.65	PK	V	32.03	2.51	25.79	51.40	45.38	74.00	28.62
3830.00	40.73	AV	V	32.03	2.51	25.79	49.48	43.46	54.00	10.54
Middle Channel: 5785 MHz										
11570.00	39.59	PK	V	39.00	6.61	25.46	59.74	53.72	74.00	20.28
11570.00	29.87	AV	V	39.00	6.61	25.46	50.02	44	54.00	10.00
17355.00	36.52	PK	V	42.26	8.81	23.60	63.99	57.97	68.20	10.23
3850.00	42.93	PK	V	32.07	2.53	25.78	51.75	45.73	74.00	28.27
3850.00	40.97	AV	V	32.07	2.53	25.78	49.79	43.77	54.00	10.23
High Channel: 5825 MHz										
5850.00	45.92	PK	V	34.24	3.75	0.00	83.91	77.89	122.20	44.31
5855.00	41.26	PK	V	34.24	3.75	0.00	79.25	73.23	110.80	37.57
5875.00	31.10	PK	V	34.25	3.77	0.00	69.12	63.1	105.20	42.10
5925.00	29.30	PK	V	34.27	3.80	0.00	67.37	61.35	68.20	6.85
11650.00	36.56	PK	V	39.00	6.64	25.41	56.79	50.77	74.00	23.23
11650.00	23.79	AV	V	39.00	6.64	25.41	44.02	38	54.00	16.00
17475.00	36.09	PK	V	42.96	8.84	23.48	64.41	58.39	68.20	9.81
3880.00	43.17	PK	V	32.14	2.56	25.77	52.10	46.08	74.00	27.92
3880.00	41.26	AV	V	32.14	2.56	25.77	50.19	44.17	54.00	9.83

802.11n ht20(4TX was the worst):

Frequency	Receiver		Rx Antenna		Cable loss	Amplifier Gain	Corrected Amplitude	Extrapolation result	Limit	Margin
	Reading	Detector	Polar	Factor						
MHz	dBµV	PK/QP/AV	H/V	dB/m	dB	dB	dBµV/m	dBµV/m	dBµV/m	dB
Low Channel: 5745MHz										
5725.00	51.48	PK	V	34.19	3.69	0.00	89.36	83.34	122.20	38.86
5720.00	46.58	PK	V	34.19	3.69	0.00	84.46	78.44	110.80	32.36
5700.00	36.42	PK	V	34.18	3.68	0.00	74.28	68.26	105.20	36.94
5650.00	30.42	PK	V	34.16	3.63	0.00	68.21	62.19	68.20	6.01
11490.00	39.25	PK	V	38.99	6.59	25.51	59.32	53.3	74.00	20.70
11490.00	29.59	AV	V	38.99	6.59	25.51	49.66	43.64	54.00	10.36
17235.00	36.16	PK	V	41.56	8.78	23.72	62.78	56.76	68.20	11.44
3830.00	42.71	PK	V	32.03	2.51	25.79	51.46	45.44	74.00	28.56
3830.00	40.83	AV	V	32.03	2.51	25.79	49.58	43.56	54.00	10.44
Middle Channel: 5785 MHz										
11570.00	36.56	PK	V	39.00	6.61	25.46	56.71	50.69	74.00	23.31
11570.00	23.49	AV	V	39.00	6.61	25.46	43.64	37.62	54.00	16.38
17355.00	36.48	PK	V	42.26	8.81	23.60	63.95	57.93	68.20	10.27
3850.00	43.01	PK	V	32.07	2.53	25.78	51.83	45.81	74.00	28.19
3850.00	41.15	AV	V	32.07	2.53	25.78	49.97	43.95	54.00	10.05
High Channel: 5825 MHz										
5850.00	47.11	PK	V	34.24	3.75	0.00	85.10	79.08	122.20	43.12
5855.00	46.56	PK	V	34.24	3.75	0.00	84.55	78.53	110.80	32.27
5875.00	31.71	PK	V	34.25	3.77	0.00	69.73	63.71	105.20	41.49
5925.00	30.02	PK	V	34.27	3.80	0.00	68.09	62.07	68.20	6.13
11650.00	36.59	PK	V	39.00	6.64	25.41	56.82	50.8	74.00	23.20
11650.00	23.48	AV	V	39.00	6.64	25.41	43.71	37.69	54.00	16.31
17475.00	36.15	PK	V	42.96	8.84	23.48	64.47	58.45	68.20	9.75
3880.00	43.25	PK	V	32.14	2.56	25.77	52.18	46.16	74.00	27.84
3880.00	41.36	AV	V	32.14	2.56	25.77	50.29	44.27	54.00	9.73

802.11n ht40(4TX was the worst):

Frequency	Receiver		Rx Antenna		Cable loss	Amplifier Gain	Corrected Amplitude	Extrapolation result	Limit	Margin
	Reading	Detector	Polar	Factor						
MHz	dBµV	PK/QP/AV	H/V	dB/m	dB	dB	dBµV/m	dBµV/m	dBµV/m	dB
Low Channel: 5755 MHz										
5725.00	52.48	PK	V	34.19	3.69	0.00	90.36	84.34	122.20	37.86
5720.00	50.30	PK	V	34.19	3.69	0.00	88.18	82.16	110.80	28.64
5700.00	46.28	PK	V	34.18	3.68	0.00	84.14	78.12	105.20	27.08
5650.00	30.51	PK	V	34.16	3.63	0.00	68.30	62.28	68.20	5.92
11510.00	36.59	PK	V	39.00	6.59	25.50	56.68	50.66	74.00	23.34
11510.00	23.47	AV	V	39.00	6.59	25.50	43.56	37.54	54.00	16.46
17265.00	36.17	PK	V	41.74	8.79	23.69	63.01	56.99	68.20	11.21
3835.00	42.78	PK	V	32.04	2.52	25.79	51.55	45.53	74.00	28.47
3835.00	40.86	AV	V	32.04	2.52	25.79	49.63	43.61	54.00	10.39
High Channel: 5795 MHz										
5850.00	42.08	PK	V	34.24	3.75	0.00	80.07	74.05	122.20	48.15
5855.00	40.37	PK	V	34.24	3.75	0.00	78.36	72.34	110.80	38.46
5875.00	32.47	PK	V	34.25	3.77	0.00	70.49	64.47	105.20	40.73
5925.00	29.14	PK	V	34.27	3.80	0.00	67.21	61.19	68.20	7.01
11590.00	36.56	PK	V	39.00	6.62	25.45	56.73	50.71	74.00	23.29
11590.00	23.49	AV	V	39.00	6.62	25.45	43.66	37.64	54.00	16.36
17385.00	36.18	PK	V	42.43	8.82	23.57	63.86	57.84	68.20	10.36
3855.00	43.11	PK	V	32.08	2.54	25.78	51.95	45.93	74.00	28.07
3855.00	41.25	AV	V	32.08	2.54	25.78	50.09	44.07	54.00	9.93

802.11ac vht80(4TX was the worst):

Frequency	Receiver		Rx Antenna		Cable loss	Amplifier Gain	Corrected Amplitude	Extrapolation result	Limit	Margin
	Reading	Detector	Polar	Factor						
MHz	dBµV	PK/QP/AV	H/V	dB/m	dB	dB	dBµV/m	dBµV/m	dBµV/m	dB
5775 MHz										
5725.00	48.44	PK	V	34.19	3.69	0.00	86.32	80.3	122.20	41.90
5720.00	47.46	PK	V	34.19	3.69	0.00	85.34	79.32	110.80	31.48
5700.00	44.73	PK	V	34.18	3.68	0.00	82.59	76.57	105.20	28.63
5650.00	33.08	PK	V	34.16	3.63	0.00	70.87	64.85	68.20	3.35
5850.00	41.01	PK	V	34.24	3.75	0.00	79.00	72.98	122.20	49.22
5855.00	40.09	PK	V	34.24	3.75	0.00	78.08	72.06	110.80	38.74
5875.00	36.78	PK	V	34.25	3.77	0.00	74.80	68.78	105.20	36.42
5925.00	31.63	PK	V	34.27	3.80	0.00	69.70	63.68	68.20	4.52
11550.00	37.01	PK	V	39.00	6.61	25.48	57.14	51.12	74.00	22.88
11550.00	24.79	AV	V	39.00	6.61	25.48	44.92	38.9	54.00	15.10
17325.00	36.55	PK	V	42.09	8.80	23.63	63.81	57.79	68.20	10.41
3845.00	43.06	PK	V	32.06	2.53	25.78	51.87	45.85	74.00	28.15
3845.00	41.12	AV	V	32.06	2.53	25.78	49.93	43.91	54.00	10.09

21 dBi Antenna:

5150-5250MHz:

802.11a(Chain 0):

Frequency	Receiver		Rx Antenna		Cable loss	Amplifier Gain	Corrected Amplitude	Extrapolation result	Limit	Margin
	Reading	Detector	Polar	Factor						
MHz	dBµV	PK/QP/AV	H/V	dB/m	dB	dB	dBµV/m	dBµV/m	dBµV/m	dB
Low Channel: 5180 MHz										
5150.00	30.67	PK	H	33.54	3.56	0.00	67.77	61.75	74.00	12.25
5150.00	19.12	AV	H	33.54	3.56	0.00	56.22	50.2	54.00	3.80
10360.00	35.25	PK	H	38.17	6.29	25.46	54.25	48.23	68.20	19.97
15540.00	36.02	PK	H	38.06	8.85	24.27	58.66	52.64	74.00	21.36
15540.00	23.89	AV	H	38.06	8.85	24.27	46.53	40.51	54.00	13.49
Middle Channel: 5200 MHz										
10400.00	36.35	PK	H	38.18	6.32	25.46	55.39	49.37	68.20	18.83
15600.00	36.64	PK	H	38.00	8.83	24.31	59.16	53.14	74.00	20.86
15600.00	24.52	AV	H	38.00	8.83	24.31	47.04	41.02	54.00	12.98
High Channel: 5240 MHz										
5350.00	32.04	PK	H	33.86	3.52	0.00	69.42	63.4	74.00	10.60
5350.00	17.79	AV	H	33.86	3.52	0.00	55.17	49.15	54.00	4.85
10480.00	35.52	PK	H	38.20	6.37	25.47	54.62	48.6	68.20	19.60
15720.00	36.28	PK	H	37.88	8.79	24.39	58.56	52.54	74.00	21.46
15720.00	24.19	AV	H	37.88	8.79	24.39	46.47	40.45	54.00	13.55

802.11a(Chain 1):

Frequency	Receiver		Rx Antenna		Cable loss	Amplifier Gain	Corrected Amplitude	Extrapolation result	Limit	Margin
	Reading	Detector	Polar	Factor						
MHz	dBµV	PK/QP/AV	H/V	dB/m	dB	dB	dBµV/m	dBµV/m	dBµV/m	dB
Low Channel: 5180 MHz										
5150.00	32.86	PK	H	33.54	3.56	0.00	69.96	63.94	74.00	10.06
5150.00	20.62	AV	H	33.54	3.56	0.00	57.72	51.7	54.00	2.30
10360.00	36.81	PK	H	38.17	6.29	25.46	55.81	49.79	68.20	18.41
15540.00	35.68	PK	H	38.06	8.85	24.27	58.32	52.3	74.00	21.70
15540.00	23.55	AV	H	38.06	8.85	24.27	46.19	40.17	54.00	13.83
Middle Channel: 5200 MHz										
10400.00	36.08	PK	H	38.18	6.32	25.46	55.12	49.1	68.20	19.10
15600.00	36.35	PK	H	38.00	8.83	24.31	58.87	52.85	74.00	21.15
15600.00	24.18	AV	H	38.00	8.83	24.31	46.70	40.68	54.00	13.32
High Channel: 5240 MHz										
5350.00	33.12	PK	H	33.86	3.52	0.00	70.50	64.48	74.00	9.52
5350.00	18.29	AV	H	33.86	3.52	0.00	55.67	49.65	54.00	4.35
10480.00	40.41	PK	H	38.20	6.37	25.47	59.51	53.49	68.20	14.71
15720.00	36.37	PK	H	37.88	8.79	24.39	58.65	52.63	74.00	21.37
15720.00	24.18	AV	H	37.88	8.79	24.39	46.46	40.44	54.00	13.56

802.11a(Chain 2):

Frequency	Receiver		Rx Antenna		Cable loss	Amplifier Gain	Corrected Amplitude	Extrapolation result	Limit	Margin
	Reading	Detector	Polar	Factor						
MHz	dBµV	PK/QP/AV	H/V	dB/m	dB	dB	dBµV/m	dBµV/m	dBµV/m	dB
Low Channel: 5180 MHz										
5150.00	31.10	PK	V	33.54	3.56	0.00	68.20	62.18	74.00	11.82
5150.00	19.50	AV	V	33.54	3.56	0.00	56.60	50.58	54.00	3.42
10360.00	35.22	PK	V	38.17	6.29	25.46	54.22	48.2	68.20	20.00
15540.00	36.41	PK	V	38.06	8.85	24.27	59.05	53.03	74.00	20.97
15540.00	24.33	AV	V	38.06	8.85	24.27	46.97	40.95	54.00	13.05
Middle Channel: 5200 MHz										
10400.00	36.76	PK	V	38.18	6.32	25.46	55.80	49.78	68.20	18.42
15600.00	36.73	PK	V	38.00	8.83	24.31	59.25	53.23	74.00	20.77
15600.00	24.56	AV	V	38.00	8.83	24.31	47.08	41.06	54.00	12.94
High Channel: 5240 MHz										
5350.00	27.69	PK	V	33.86	3.52	0.00	65.07	59.05	74.00	14.95
5350.00	15.23	AV	V	33.86	3.52	0.00	52.61	46.59	54.00	7.41
10480.00	36.47	PK	V	38.20	6.37	25.47	55.57	49.55	68.20	18.65
15720.00	36.37	PK	V	37.88	8.79	24.39	58.65	52.63	74.00	21.37
15720.00	24.29	AV	V	37.88	8.79	24.39	46.57	40.55	54.00	13.45

802.11a(Chain 3):

Frequency	Receiver		Rx Antenna		Cable loss	Amplifier Gain	Corrected Amplitude	Extrapolation result	Limit	Margin
	Reading	Detector	Polar	Factor						
MHz	dBµV	PK/QP/AV	H/V	dB/m	dB	dB	dBµV/m	dBµV/m	dBµV/m	dB
Low Channel: 5180 MHz										
5150.00	32.16	PK	V	33.54	3.56	0.00	69.26	63.24	74.00	10.76
5150.00	20.52	AV	V	33.54	3.56	0.00	57.62	51.6	54.00	2.40
10360.00	37.09	PK	V	38.17	6.29	25.46	56.09	50.07	68.20	18.13
15540.00	36.05	PK	V	38.06	8.85	24.27	58.69	52.67	74.00	21.33
15540.00	23.93	AV	V	38.06	8.85	24.27	46.57	40.55	54.00	13.45
Middle Channel: 5200 MHz										
10400.00	37.07	PK	V	38.18	6.32	25.46	56.11	50.09	68.20	18.11
15600.00	36.46	PK	V	38.00	8.83	24.31	58.98	52.96	74.00	21.04
15600.00	24.28	AV	V	38.00	8.83	24.31	46.80	40.78	54.00	13.22
High Channel: 5240 MHz										
5350.00	32.06	PK	V	33.86	3.52	0.00	69.44	63.42	74.00	10.58
5350.00	17.47	AV	V	33.86	3.52	0.00	54.85	48.83	54.00	5.17
10480.00	39.19	PK	V	38.20	6.37	25.47	58.29	52.27	68.20	15.93
15720.00	36.43	PK	V	37.88	8.79	24.39	58.71	52.69	74.00	21.31
15720.00	24.26	AV	V	37.88	8.79	24.39	46.54	40.52	54.00	13.48

802.11n ht20(4TX was the worst):

Frequency	Receiver		Rx Antenna		Cable loss	Amplifier Gain	Corrected Amplitude	Extrapolation result	Limit	Margin
	Reading	Detector	Polar	Factor						
MHz	dBµV	PK/QP/AV	H/V	dB/m	dB	dB	dBµV/m	dBµV/m	dBµV/m	dB
Low Channel: 5180 MHz										
5150.00	32.48	PK	V	33.54	3.56	0.00	69.58	63.56	74.00	10.44
5150.00	20.52	AV	V	33.54	3.56	0.00	57.62	51.6	54.00	2.40
10360.00	36.21	PK	V	38.17	6.29	25.46	55.21	49.19	68.20	19.01
15540.00	36.10	PK	V	38.06	8.85	24.27	58.74	52.72	74.00	21.28
15540.00	24.07	PK	V	38.06	8.85	24.27	46.71	40.69	74.00	33.31
Middle Channel: 5200 MHz										
10400.00	40.77	PK	V	38.18	6.32	25.46	59.81	53.79	68.20	14.41
15600.00	37.63	PK	V	38.00	8.83	24.31	60.15	54.13	74.00	19.87
15600.00	25.56	AV	V	38.00	8.83	24.31	48.08	42.06	54.00	11.94
High Channel: 5240 MHz										
5350.00	28.88	PK	V	33.86	3.52	0.00	66.26	60.24	74.00	13.76
5350.00	16.82	AV	V	33.86	3.52	0.00	54.20	48.18	54.00	5.82
10480.00	40.68	PK	V	38.20	6.37	25.47	59.78	53.76	68.20	14.44
15720.00	36.29	PK	V	37.88	8.79	24.39	58.57	52.55	74.00	21.45
15720.00	24.15	AV	V	37.88	8.79	24.39	46.43	40.41	54.00	13.59

802.11n ht40(4TX was the worst):

Frequency	Receiver		Rx Antenna		Cable loss	Amplifier Gain	Corrected Amplitude	Extrapolation result	Limit	Margin
	Reading	Detector	Polar	Factor						
MHz	dBµV	PK/QP/AV	H/V	dB/m	dB	dB	dBµV/m	dBµV/m	dBµV/m	dB
Low Channel: 5190 MHz										
5150.00	31.90	PK	V	33.54	3.56	0.00	69.00	62.98	74.00	11.02
5150.00	20.52	AV	V	33.54	3.56	0.00	57.62	51.6	54.00	2.40
10380.00	35.66	PK	V	38.18	6.31	25.46	54.69	48.67	68.20	19.53
15570.00	36.46	PK	V	38.03	8.84	24.29	59.04	53.02	74.00	20.98
15570.00	24.27	AV	V	38.03	8.84	24.29	46.85	40.83	54.00	13.17
High Channel: 5230 MHz										
5350.00	31.14	PK	V	33.86	3.52	0.00	68.52	62.5	74.00	11.50
5350.00	17.95	AV	V	33.86	3.52	0.00	55.33	49.31	54.00	4.69
10460.00	37.22	PK	V	38.19	6.36	25.47	56.30	50.28	68.20	17.92
15690.00	36.35	PK	V	37.91	8.80	24.37	58.69	52.67	74.00	21.33
15690.00	24.18	AV	V	37.91	8.80	24.37	46.52	40.5	54.00	13.50

802.11ac vht80(4TX was the worst):

Frequency	Receiver		Rx Antenna		Cable loss	Amplifier Gain	Corrected Amplitude	Extrapolation result	Limit	Margin
	Reading	Detector	Polar	Factor						
MHz	dBµV	PK/QP/AV	H/V	dB/m	dB	dB	dBµV/m	dBµV/m	dBµV/m	dB
Low Channel: 5210 MHz										
5150.00	32.46	PK	V	33.54	3.56	0.00	69.56	63.54	74.00	10.46
5150.00	20.35	AV	V	33.54	3.56	0.00	57.45	51.43	54.00	2.57
5350.00	29.31	PK	V	33.86	3.52	0.00	66.69	60.67	74.00	13.33
5350.00	16.27	AV	V	33.86	3.52	0.00	53.65	47.63	54.00	6.37
10420.00	36.03	PK	V	38.18	6.33	25.47	55.07	49.05	68.20	19.15
15630.00	36.02	PK	V	37.97	8.82	24.33	58.48	52.46	74.00	21.54
15630.00	23.85	AV	V	37.97	8.82	24.33	46.31	40.29	54.00	13.71

5250-5350MHz:

802.11a(Chain 0):

Frequency MHz	Receiver		Rx Antenna		Cable loss dB	Amplifier Gain dB	Corrected Amplitude dBµV/m	Extrapolation result dBµV/m	Limit dBµV/m	Margin dB
	Reading dBµV	Detector PK/QP/AV	Polar H/V	Factor dB/m						
Low Channel: 5260 MHz										
5150.00	29.28	PK	H	33.54	3.56	0.00	66.38	60.36	74.00	13.64
5150.00	16.04	AV	H	33.54	3.56	0.00	53.14	47.12	54.00	6.88
10520.00	35.60	PK	H	38.21	6.39	25.47	54.73	48.71	68.20	19.49
15780.00	36.27	PK	H	37.82	8.76	24.42	58.43	52.41	74.00	21.59
15780.00	24.15	AV	H	37.82	8.76	24.42	46.31	40.29	54.00	13.71
Middle Channel: 5280 MHz										
10560.00	34.56	PK	H	38.24	6.40	25.47	53.73	47.71	68.20	20.49
15840.00	36.84	PK	H	37.76	8.74	24.46	58.88	52.86	74.00	21.14
15840.00	24.76	AV	H	37.76	8.74	24.46	46.80	40.78	54.00	13.22
High Channel: 5320 MHz										
5350.00	29.52	PK	H	33.86	3.52	0.00	66.90	60.88	74.00	13.12
5350.00	17.75	AV	H	33.86	3.52	0.00	55.13	49.11	54.00	4.89
10640.00	35.43	PK	H	38.28	6.43	25.46	54.68	48.66	74.00	25.34
10640.00	23.34	AV	H	38.28	6.43	25.46	42.59	36.57	54.00	17.43
15960.00	36.83	PK	H	37.64	8.70	24.54	58.63	52.61	74.00	21.39
15960.00	24.75	AV	H	37.64	8.70	24.54	46.55	40.53	54.00	13.47

802.11a(Chain 1):

Frequency MHz	Receiver		Rx Antenna		Cable loss dB	Amplifier Gain dB	Corrected Amplitude dBµV/m	Extrapolation result dBµV/m	Limit dBµV/m	Margin dB
	Reading dBµV	Detector PK/QP/AV	Polar H/V	Factor dB/m						
Low Channel: 5260 MHz										
5150.00	30.01	PK	H	33.54	3.56	0.00	67.11	61.09	74.00	12.91
5150.00	16.89	AV	H	33.54	3.56	0.00	53.99	47.97	54.00	6.03
10520.00	35.65	PK	H	38.21	6.39	25.47	54.78	48.76	68.20	19.44
15780.00	36.37	PK	H	37.82	8.76	24.42	58.53	52.51	74.00	21.49
15780.00	24.19	AV	H	37.82	8.76	24.42	46.35	40.33	54.00	13.67
Middle Channel: 5280 MHz										
10560.00	34.73	PK	H	38.24	6.40	25.47	53.90	47.88	68.20	20.32
15840.00	36.68	PK	H	37.76	8.74	24.46	58.72	52.7	74.00	21.30
15840.00	24.97	AV	H	37.76	8.74	24.46	47.01	40.99	54.00	13.01
High Channel: 5320 MHz										
5350.00	29.58	PK	H	33.86	3.52	0.00	66.96	60.94	74.00	13.06
5350.00	16.81	AV	H	33.86	3.52	0.00	54.19	48.17	54.00	5.83
10640.00	35.62	PK	H	38.28	6.43	25.46	54.87	48.85	74.00	25.15
10640.00	23.54	AV	H	38.28	6.43	25.46	42.79	36.77	54.00	17.23
15960.00	36.86	PK	H	37.64	8.70	24.54	58.66	52.64	74.00	21.36
15960.00	24.67	AV	H	37.64	8.70	24.54	46.47	40.45	54.00	13.55

802.11a(Chain 2):

Frequency	Receiver		Rx Antenna		Cable loss	Amplifier Gain	Corrected Amplitude	Extrapolation result	Limit	Margin
	Reading	Detector	Polar	Factor						
MHz	dBµV	PK/QP/AV	H/V	dB/m	dB	dB	dBµV/m	dBµV/m	dBµV/m	dB
Low Channel: 5260 MHz										
5150.00	28.76	PK	V	33.54	3.56	0.00	65.86	59.84	74.00	14.16
5150.00	16.56	AV	V	33.54	3.56	0.00	53.66	47.64	54.00	6.36
10520.00	35.61	PK	V	38.21	6.39	25.47	54.74	48.72	68.20	19.48
15780.00	36.43	PK	V	37.82	8.76	24.42	58.59	52.57	74.00	21.43
15780.00	24.29	AV	V	37.82	8.76	24.42	46.45	40.43	54.00	13.57
Middle Channel: 5280 MHz										
10560.00	35.60	PK	V	38.24	6.40	25.47	54.77	48.75	68.20	19.45
15840.00	36.38	PK	V	37.76	8.74	24.46	58.42	52.4	74.00	21.60
15840.00	24.36	AV	V	37.76	8.74	24.46	46.40	40.38	54.00	13.62
High Channel: 5320 MHz										
5350.00	28.89	PK	V	33.86	3.52	0.00	66.27	60.25	74.00	13.75
5350.00	16.62	AV	V	33.86	3.52	0.00	54.00	47.98	54.00	6.02
10640.00	35.08	PK	V	38.28	6.43	25.46	54.33	48.31	74.00	25.69
10640.00	23.06	AV	V	38.28	6.43	25.46	42.31	36.29	54.00	17.71
15960.00	36.78	PK	V	37.64	8.70	24.54	58.58	52.56	74.00	21.44
15960.00	24.65	AV	V	37.64	8.70	24.54	46.45	40.43	54.00	13.57

802.11a(Chain 3):

Frequency	Receiver		Rx Antenna		Cable loss	Amplifier Gain	Corrected Amplitude	Extrapolation result	Limit	Margin
	Reading	Detector	Polar	Factor						
MHz	dBµV	PK/QP/AV	H/V	dB/m	dB	dB	dBµV/m	dBµV/m	dBµV/m	dB
Low Channel: 5260 MHz										
5150.00	29.73	PK	V	33.54	3.56	0.00	66.83	60.81	74.00	13.19
5150.00	16.70	AV	V	33.54	3.56	0.00	53.80	47.78	54.00	6.22
10520.00	35.22	PK	V	38.21	6.39	25.47	54.35	48.33	68.20	19.87
15780.00	36.38	PK	V	37.82	8.76	24.42	58.54	52.52	74.00	21.48
15780.00	24.19	AV	V	37.82	8.76	24.42	46.35	40.33	54.00	13.67
Middle Channel: 5280 MHz										
10560.00	35.28	PK	V	38.24	6.40	25.47	54.45	48.43	68.20	19.77
15840.00	36.04	PK	V	37.76	8.74	24.46	58.08	52.06	74.00	21.94
15840.00	23.89	AV	V	37.76	8.74	24.46	45.93	39.91	54.00	14.09
High Channel: 5320 MHz										
5350.00	29.37	PK	V	33.86	3.52	0.00	66.75	60.73	74.00	13.27
5350.00	17.62	AV	V	33.86	3.52	0.00	55.00	48.98	54.00	5.02
10640.00	35.62	PK	V	38.28	6.43	25.46	54.87	48.85	74.00	25.15
10640.00	23.54	AV	V	38.28	6.43	25.46	42.79	36.77	54.00	17.23
15960.00	36.43	PK	V	37.64	8.70	24.54	58.23	52.21	74.00	21.79
15960.00	24.28	AV	V	37.64	8.70	24.54	46.08	40.06	54.00	13.94

802.11n ht20(4TX was the worst):

Frequency	Receiver		Rx Antenna		Cable loss	Amplifier Gain	Corrected Amplitude	Extrapolation result	Limit	Margin
	Reading	Detector	Polar	Factor						
MHz	dBµV	PK/QP/AV	H/V	dB/m	dB	dB	dBµV/m	dBµV/m	dBµV/m	dB
Low Channel: 5260 MHz										
5150.00	28.08	PK	V	33.54	3.56	0.00	65.18	59.16	74.00	14.84
5150.00	15.49	AV	V	33.54	3.56	0.00	52.59	46.57	54.00	7.43
10520.00	34.72	PK	V	38.21	6.39	25.47	53.85	47.83	68.20	20.37
15780.00	36.32	PK	V	37.82	8.76	24.42	58.48	52.46	74.00	21.54
15780.00	24.18	AV	V	37.82	8.76	24.42	46.34	40.32	54.00	13.68
Middle Channel: 5280 MHz										
10560.00	34.11	PK	V	38.24	6.40	25.47	53.28	47.26	68.20	20.94
15840.00	36.71	PK	V	37.76	8.74	24.46	58.75	52.73	74.00	21.27
15840.00	24.57	AV	V	37.76	8.74	24.46	46.61	40.59	54.00	13.41
High Channel: 5320 MHz										
5350.00	29.02	PK	V	33.86	3.52	0.00	66.40	60.38	74.00	13.62
5350.00	16.33	AV	V	33.86	3.52	0.00	53.71	47.69	54.00	6.31
10640.00	34.74	PK	V	38.28	6.43	25.46	53.99	47.97	74.00	26.03
10640.00	22.59	AV	V	38.28	6.43	25.46	41.84	35.82	54.00	18.18
15960.00	36.46	PK	V	37.64	8.70	24.54	58.26	52.24	74.00	21.76
15960.00	24.33	AV	V	37.64	8.70	24.54	46.13	40.11	54.00	13.89

802.11n ht40(4TX was the worst):

Frequency	Receiver		Rx Antenna		Cable loss	Amplifier Gain	Corrected Amplitude	Extrapolation result	Limit	Margin
	Reading	Detector	Polar	Factor						
MHz	dBµV	PK/QP/AV	H/V	dB/m	dB	dB	dBµV/m	dBµV/m	dBµV/m	dB
Low Channel: 5270 MHz										
10540.00	34.88	PK	V	38.22	6.40	25.47	54.03	48.01	68.2	20.19
15810.00	35.49	PK	V	37.79	8.75	24.44	57.59	51.57	74.00	22.43
15810.00	23.28	AV	V	37.79	8.75	24.44	45.38	39.36	54.00	14.64
High Channel: 5310 MHz										
5350.00	28.55	PK	V	33.86	3.52	0.00	65.93	59.91	74.00	14.09
5350.00	17.13	AV	V	33.86	3.52	0.00	54.51	48.49	54.00	5.51
10620.00	34.41	PK	V	38.27	6.43	25.47	53.64	47.62	74.00	26.38
10620.00	22.35	AV	V	38.27	6.43	25.47	41.58	35.56	54.00	18.44
15930.00	36.07	PK	V	37.67	8.71	24.52	57.93	51.91	74.00	22.09
15930.00	24.05	AV	V	37.67	8.71	24.52	45.91	39.89	54.00	14.11

802.11ac vht80(4TX was the worst):

Frequency	Receiver		Rx Antenna		Cable loss	Amplifier Gain	Corrected Amplitude	Extrapolation result	Limit	Margin
	Reading	Detector	Polar	Factor						
MHz	dB μ V	PK/QP/AV	H/V	dB/m	dB	dB	dB μ V/m	dB μ V/m	dB μ V/m	dB
Low Channel: 5290 MHz										
5150.00	29.12	PK	V	33.54	3.56	0.00	66.22	60.2	74.00	13.80
5150.00	16.48	AV	V	33.54	3.56	0.00	53.58	47.56	54.00	6.44
5350.00	32.07	PK	V	33.86	3.52	0.00	69.45	63.43	74.00	10.57
5350.00	19.01	AV	V	33.86	3.52	0.00	56.39	50.37	54.00	3.63
10580.00	34.73	PK	V	38.25	6.41	25.47	53.92	47.9	68.2	20.3
15870.00	36.85	PK	V	37.73	8.73	24.48	58.83	52.81	74.00	21.19
15870.00	24.56	AV	V	37.73	8.73	24.48	46.54	40.52	54.00	13.48

5470-5725MHz:

802.11a(Chain 0):

Frequency MHz	Receiver		Rx Antenna		Cable loss dB	Amplifier Gain dB	Corrected Amplitude dBµV/m	Extrapolation result dBµV/m	Limit dBµV/m	Margin dB
	Reading dBµV	Detector PK/QP/AV	Polar H/V	Factor dB/m						
Low Channel: 5500 MHz										
5460.00	29.61	PK	H	34.05	3.56	0.00	67.22	61.2	74.00	12.80
5460.00	16.75	AV	H	34.05	3.56	0.00	54.36	48.34	54.00	5.66
11000.00	34.86	PK	H	38.50	6.57	25.45	54.48	48.46	74.00	25.54
11000.00	22.75	AV	H	38.50	6.57	25.45	42.37	36.35	54.00	17.65
16500.00	37.24	PK	H	38.20	8.63	24.27	59.80	53.78	68.20	14.42
3710.00	41.10	PK	V	31.76	2.57	25.90	49.53	43.51	74.00	30.49
3710.00	38.96	AV	V	31.76	2.57	25.90	47.39	41.37	54.00	12.63
Middle Channel: 5580 MHz										
11160.00	35.56	PK	V	38.66	6.58	25.47	55.33	49.31	74.00	24.69
11160.00	23.29	AV	V	38.66	6.58	25.47	43.06	37.04	54.00	16.96
16740.00	35.62	PK	V	39.16	8.67	24.12	59.33	53.31	68.20	14.89
3760.00	41.49	PK	V	31.87	2.52	25.84	50.04	44.02	74.00	29.98
3760.00	39.35	AV	V	31.87	2.52	25.84	47.90	41.88	54.00	12.12
High Channel: 5700 MHz										
5725.00	31.69	PK	H	34.19	3.69	0.00	69.57	63.55	68.20	4.65
11400.00	34.32	PK	H	38.90	6.59	25.50	54.31	48.29	74.00	25.71
11400.00	22.19	AV	H	38.90	6.59	25.50	42.18	36.16	54.00	17.84
17100.00	35.12	PK	H	40.78	8.75	23.85	60.80	54.78	68.20	13.42
3810.00	42.20	PK	V	31.98	2.49	25.80	50.87	44.85	74.00	29.15
3810.00	40.11	AV	V	31.98	2.49	25.80	48.78	42.76	54.00	11.24

802.11a(Chain 1):

Frequency	Receiver		Rx Antenna		Cable loss	Amplifier Gain	Corrected Amplitude	Extrapolation result	Limit	Margin
	Reading	Detector	Polar	Factor						
MHz	dBµV	PK/QP/AV	H/V	dB/m	dB	dB	dBµV/m	dBµV/m	dBµV/m	dB
Low Channel: 5500 MHz										
5460.00	30.03	PK	H	34.05	3.56	0.00	67.64	61.62	74.00	12.38
5460.00	17.60	AV	H	34.05	3.56	0.00	55.21	49.19	54.00	4.81
11000.00	35.47	PK	H	38.50	6.57	25.45	55.09	49.07	74.00	24.93
11000.00	23.25	AV	H	38.50	6.57	25.45	42.87	36.85	54.00	17.15
16500.00	36.80	PK	H	38.20	8.63	24.27	59.36	53.34	68.20	14.86
3710.00	41.07	PK	V	31.76	2.57	25.90	49.50	43.48	74.00	30.52
3710.00	38.91	AV	V	31.76	2.57	25.90	47.34	41.32	54.00	12.68
Middle Channel: 5580 MHz										
11160.00	34.04	PK	H	38.66	6.58	25.47	53.81	47.79	74.00	26.21
11160.00	22.01	AV	H	38.66	6.58	25.47	41.78	35.76	54.00	18.24
16740.00	36.24	PK	H	39.16	8.67	24.12	59.95	53.93	68.20	14.27
3760.00	41.44	PK	V	31.87	2.52	25.84	49.99	43.97	74.00	30.03
3760.00	39.31	AV	V	31.87	2.52	25.84	47.86	41.84	54.00	12.16
High Channel: 5700 MHz										
5725.00	31.66	PK	H	34.19	3.69	0.00	69.54	63.52	68.20	4.68
11400.00	33.57	PK	H	38.90	6.59	25.50	53.56	47.54	74.00	26.46
11400.00	21.54	AV	H	38.90	6.59	25.50	41.53	35.51	54.00	18.49
17100.00	35.49	PK	H	40.78	8.75	23.85	61.17	55.15	68.20	13.05
3810.00	42.19	PK	V	31.98	2.49	25.80	50.86	44.84	74.00	29.16
3810.00	40.06	AV	V	31.98	2.49	25.80	48.73	42.71	54.00	11.29

802.11a(Chain 2):

Frequency	Receiver		Rx Antenna		Cable loss	Amplifier Gain	Corrected Amplitude	Extrapolation result	Limit	Margin
	Reading	Detector	Polar	Factor						
MHz	dBµV	PK/QP/AV	H/V	dB/m	dB	dB	dBµV/m	dBµV/m	dBµV/m	dB
Low Channel: 5500 MHz										
5460.00	31.32	PK	V	34.05	3.56	0.00	68.93	62.91	74.00	11.09
5460.00	18.71	AV	V	34.05	3.56	0.00	56.32	50.3	54.00	3.70
11000.00	34.86	PK	V	38.50	6.57	25.45	54.48	48.46	74.00	25.54
11000.00	22.67	AV	V	38.50	6.57	25.45	42.29	36.27	54.00	17.73
16500.00	36.81	PK	V	38.20	8.63	24.27	59.37	53.35	68.20	14.85
3710.00	41.04	PK	V	31.76	2.57	25.90	49.47	43.45	74.00	30.55
3710.00	38.92	AV	V	31.76	2.57	25.90	47.35	41.33	54.00	12.67
Middle Channel: 5580 MHz										
11160.00	34.88	PK	V	38.66	6.58	25.47	54.65	48.63	74.00	25.37
11160.00	22.75	AV	V	38.66	6.58	25.47	42.52	36.5	54.00	17.50
16740.00	36.72	PK	V	39.16	8.67	24.12	60.43	54.41	68.20	13.79
3760.00	41.47	PK	V	31.87	2.52	25.84	50.02	44	74.00	30.00
3760.00	39.34	AV	V	31.87	2.52	25.84	47.89	41.87	54.00	12.13
High Channel: 5700 MHz										
5725.00	32.01	PK	V	34.19	3.69	0.00	69.89	63.87	68.20	4.33
11400.00	33.62	PK	V	38.90	6.59	25.50	53.61	47.59	74.00	26.41
11400.00	21.54	AV	V	38.90	6.59	25.50	41.53	35.51	54.00	18.49
17100.00	35.63	PK	V	40.78	8.75	23.85	61.31	55.29	68.20	12.91
3810.00	42.17	PK	V	31.98	2.49	25.80	50.84	44.82	74.00	29.18
3810.00	40.05	AV	V	31.98	2.49	25.80	48.72	42.7	54.00	11.30

802.11a(Chain 3):

Frequency	Receiver		Rx Antenna		Cable loss	Amplifier Gain	Corrected Amplitude	Extrapolation result	Limit	Margin
	Reading	Detector	Polar	Factor						
MHz	dBµV	PK/QP/AV	H/V	dB/m	dB	dB	dBµV/m	dBµV/m	dBµV/m	dB
Low Channel: 5500 MHz										
5460.00	30.50	PK	V	34.05	3.56	0.00	68.11	62.09	74.00	11.91
5460.00	17.56	AV	V	34.05	3.56	0.00	55.17	49.15	54.00	4.85
11000.00	40.01	PK	V	38.50	6.57	25.45	59.63	53.61	74.00	20.39
11000.00	28.19	AV	V	38.50	6.57	25.45	47.81	41.79	54.00	12.21
16500.00	36.32	PK	V	38.20	8.63	24.27	58.88	52.86	68.20	15.34
3710.00	41.03	PK	V	31.76	2.57	25.90	49.46	43.44	74.00	30.56
3710.00	38.91	AV	V	31.76	2.57	25.90	47.34	41.32	54.00	12.68
Middle Channel: 5580 MHz										
11160.00	34.40	PK	V	38.66	6.58	25.47	54.17	48.15	74.00	25.85
11160.00	22.29	AV	V	38.66	6.58	25.47	42.06	36.04	54.00	17.96
16740.00	36.84	PK	V	39.16	8.67	24.12	60.55	54.53	68.20	13.67
3760.00	41.51	PK	V	31.87	2.52	25.84	50.06	44.04	74.00	29.96
3760.00	39.43	AV	V	31.87	2.52	25.84	47.98	41.96	54.00	12.04
High Channel: 5700 MHz										
5725.00	31.14	PK	V	34.19	3.69	0.00	69.02	63	68.20	5.20
11400.00	41.13	PK	V	38.90	6.59	25.50	61.12	55.1	74.00	18.90
11400.00	29.06	AV	V	38.90	6.59	25.50	49.05	43.03	54.00	10.97
17100.00	35.50	PK	V	40.78	8.75	23.85	61.18	55.16	68.20	13.04
3810.00	42.18	PK	V	31.98	2.49	25.80	50.85	44.83	74.00	29.17
3810.00	40.03	AV	V	31.98	2.49	25.80	48.70	42.68	54.00	11.32

802.11n ht20(4TX was the worst):

Frequency	Receiver		Rx Antenna		Cable loss	Amplifier Gain	Corrected Amplitude	Extrapolation result	Limit	Margin
	Reading	Detector	Polar	Factor						
MHz	dBµV	PK/QP/AV	H/V	dB/m	dB	dB	dBµV/m	dBµV/m	dBµV/m	dB
Low Channel: 5500 MHz										
5460.00	28.49	PK	V	34.05	3.56	0.00	66.10	60.08	74.00	13.92
5460.00	16.89	AV	V	34.05	3.56	0.00	54.50	48.48	54.00	5.52
11000.00	37.18	PK	V	38.50	6.57	25.45	56.80	50.78	74.00	23.22
11000.00	25.33	AV	V	38.50	6.57	25.45	44.95	38.93	54.00	15.07
16500.00	36.41	PK	V	38.20	8.63	24.27	58.97	52.95	68.20	15.25
3710.00	41.06	PK	V	31.76	2.57	25.90	49.49	43.47	74.00	30.53
3710.00	38.92	AV	V	31.76	2.57	25.90	47.35	41.33	54.00	12.67
Middle Channel: 5580 MHz										
11160.00	34.49	PK	V	38.66	6.58	25.47	54.26	48.24	74.00	25.76
11160.00	22.34	AV	V	38.66	6.58	25.47	42.11	36.09	54.00	17.91
16740.00	36.40	PK	V	39.16	8.67	24.12	60.11	54.09	68.20	14.11
3760.00	41.48	PK	V	31.87	2.52	25.84	50.03	44.01	74.00	29.99
3760.00	39.36	AV	V	31.87	2.52	25.84	47.91	41.89	54.00	12.11
High Channel: 5700 MHz										
5725.00	30.07	PK	V	34.19	3.69	0.00	67.95	61.93	68.20	6.27
11400.00	36.04	PK	V	38.90	6.59	25.50	56.03	50.01	74.00	23.99
11400.00	24.06	AV	V	38.90	6.59	25.50	44.05	38.03	54.00	15.97
17100.00	35.53	PK	V	40.78	8.75	23.85	61.21	55.19	68.20	13.01
3810.00	42.19	PK	V	31.98	2.49	25.80	50.86	44.84	74.00	29.16
3810.00	40.03	AV	V	31.98	2.49	25.80	48.70	42.68	54.00	11.32

802.11n ht40(4TX was the worst):

Frequency MHz	Receiver		Rx Antenna		Cable loss dB	Amplifier Gain dB	Corrected Amplitude dBµV/m	Extrapolation result dBµV/m	Limit dBµV/m	Margin dB
	Reading dBµV	Detector PK/QP/AV	Polar H/V	Factor dB/m						
Low Channel: 5510 MHz										
5460.00	30.01	PK	V	34.05	3.56	0.00	67.62	61.6	74.00	12.40
5460.00	18.91	AV	V	34.05	3.56	0.00	56.52	50.5	54.00	3.50
11020.00	34.88	PK	V	38.52	6.57	25.45	54.52	48.5	74.00	25.50
11020.00	22.67	AV	V	38.52	6.57	25.45	42.31	36.29	54.00	17.71
16530.00	36.70	PK	V	38.32	8.64	24.25	59.41	53.39	68.20	14.81
3715.00	41.28	PK	V	31.77	2.57	25.89	49.73	43.71	74.00	30.29
3715.00	39.14	AV	V	31.77	2.57	25.89	47.59	41.57	54.00	12.43
Middle Channel: 5550 MHz										
11100.00	34.09	PK	V	38.60	6.57	25.46	53.80	47.78	74.00	26.22
11100.00	22.06	AV	V	38.60	6.57	25.46	41.77	35.75	54.00	18.25
16650.00	36.07	PK	V	38.80	8.66	24.17	59.36	53.34	68.20	14.86
3765.00	41.52	PK	V	31.88	2.52	25.84	50.08	44.06	74.00	29.94
3765.00	39.40	AV	V	31.88	2.52	25.84	47.96	41.94	54.00	12.06
High Channel: 5670 MHz										
5725.00	28.71	PK	V	34.19	3.69	0.00	66.59	60.57	68.20	7.63
11340.00	33.08	PK	V	38.84	6.58	25.49	53.01	46.99	74.00	27.01
11340.00	21.05	AV	V	38.84	6.58	25.49	40.98	34.96	54.00	19.04
17010.00	34.89	PK	V	40.26	8.72	23.94	59.93	53.91	68.20	14.29
3795.00	42.01	PK	V	31.95	2.49	25.81	50.64	44.62	74.00	29.38
3795.00	39.92	AV	V	31.95	2.49	25.81	48.55	42.53	54.00	11.47

802.11ac vht80(4TX was the worst):

Frequency	Receiver		Rx Antenna		Cable loss	Amplifier Gain	Corrected Amplitude	Extrapolation result	Limit	Margin
	Reading	Detector	Polar	Factor						
MHz	dBµV	PK/QP/AV	H/V	dB/m	dB	dB	dBµV/m	dBµV/m	dBµV/m	dB
Low Channel: 5530 MHz										
5460.00	31.94	PK	V	34.05	3.56	0.00	69.55	63.53	74.00	10.47
5460.00	19.29	AV	V	34.05	3.56	0.00	56.90	50.88	54.00	3.12
11060.00	35.07	PK	V	38.56	6.57	25.46	54.74	48.72	74.00	25.28
11060.00	23.06	AV	V	38.56	6.57	25.46	42.73	36.71	54.00	17.29
16590.00	36.41	PK	V	38.56	8.65	24.21	59.41	53.39	68.20	14.81
3725.00	41.25	PK	V	31.80	2.56	25.88	49.73	43.71	74.00	30.29
3725.00	39.14	AV	V	31.80	2.56	25.88	47.62	41.6	54.00	12.40
High Channel: 5610 MHz										
5725.00	31.71	PK	V	34.19	3.69	0.00	69.59	63.57	68.20	4.63
11220.00	34.47	PK	V	38.72	6.58	25.48	54.29	48.27	74.00	25.73
11220.00	22.26	AV	V	38.72	6.58	25.48	42.08	36.06	54.00	17.94
16830.00	36.41	PK	V	39.52	8.69	24.06	60.56	54.54	68.20	13.66
3775.00	41.62	PK	V	31.91	2.51	25.83	50.21	44.19	74.00	29.81
3775.00	39.50	AV	V	31.91	2.51	25.83	48.09	42.07	54.00	11.93

5725-5850MHz:

802.11a(Chain 0):

Frequency MHz	Receiver		Rx Antenna		Cable loss dB	Amplifier Gain dB	Corrected Amplitude dBµV/m	Extrapolation result dBµV/m	Limit dBµV/m	Margin dB
	Reading dBµV	Detector PK/QP/AV	Polar H/V	Factor dB/m						
Low Channel: 5745MHz										
5725.00	75.50	PK	H	34.19	3.69	0.00	113.38	107.36	122.20	14.84
5720.00	65.30	PK	H	34.19	3.69	0.00	103.18	97.16	110.80	13.64
5700.00	51.99	PK	H	34.18	3.68	0.00	89.85	83.83	105.20	21.37
5650.00	33.61	PK	H	34.16	3.63	0.00	71.40	65.38	68.20	2.82
11490.00	33.27	PK	H	38.99	6.59	25.51	53.34	47.32	74.00	26.68
11490.00	21.06	AV	H	38.99	6.59	25.51	41.13	35.11	54.00	18.89
17235.00	35.56	PK	H	41.56	8.78	23.72	62.18	56.16	68.20	12.04
3830.00	42.41	PK	V	32.03	2.51	25.79	51.16	45.14	74.00	28.86
3830.00	40.25	AV	V	32.03	2.51	25.79	49.00	42.98	54.00	11.02
Middle Channel: 5785 MHz										
11570.00	33.17	PK	H	39.00	6.61	25.46	53.32	47.3	74.00	26.70
11570.00	21.05	AV	H	39.00	6.61	25.46	41.20	35.18	54.00	18.82
17355.00	35.64	PK	H	42.26	8.81	23.60	63.11	57.09	68.20	11.11
3850.00	45.53	PK	V	32.07	2.53	25.78	54.35	48.33	74.00	25.67
3850.00	43.41	AV	V	32.07	2.53	25.78	52.23	46.21	54.00	7.79
High Channel: 5825 MHz										
5850.00	53.56	PK	H	34.24	3.75	0.00	91.55	85.53	122.20	36.67
5855.00	53.14	PK	H	34.24	3.75	0.00	91.13	85.11	110.80	25.69
5875.00	41.16	PK	H	34.25	3.77	0.00	79.18	73.16	105.20	32.04
5925.00	29.56	PK	H	34.27	3.80	0.00	67.63	61.61	68.20	6.59
11650.00	33.66	PK	H	39.00	6.64	25.41	53.89	47.87	74.00	26.13
11650.00	21.54	AV	H	39.00	6.64	25.41	41.77	35.75	54.00	18.25
17475.00	35.20	PK	H	42.96	8.84	23.48	63.52	57.5	68.20	10.70
3880.00	49.36	PK	V	32.14	2.56	25.77	58.29	52.27	74.00	21.73
3880.00	47.21	AV	V	32.14	2.56	25.77	56.14	50.12	54.00	3.88

802.11a(Chain 1):

Frequency	Receiver		Rx Antenna		Cable loss	Amplifier Gain	Corrected Amplitude	Extrapolation result	Limit	Margin
	Reading	Detector	Polar	Factor						
MHz	dBµV	PK/QP/AV	H/V	dB/m	dB	dB	dBµV/m	dBµV/m	dBµV/m	dB
Low Channel: 5745MHz										
5725.00	42.81	PK	H	34.19	3.69	0.00	80.69	74.67	122.20	47.53
5720.00	41.24	PK	H	34.19	3.69	0.00	79.12	73.1	110.80	37.70
5700.00	33.25	PK	H	34.18	3.68	0.00	71.11	65.09	105.20	40.11
5650.00	30.89	PK	H	34.16	3.63	0.00	68.68	62.66	68.20	5.54
11490.00	36.59	PK	H	38.99	6.59	25.51	56.66	50.64	74.00	23.36
11490.00	23.46	AV	H	38.99	6.59	25.51	43.53	37.51	54.00	16.49
17235.00	35.89	PK	H	41.56	8.78	23.72	62.51	56.49	68.20	11.71
3830.00	42.45	PK	V	32.03	2.51	25.79	51.20	45.18	74.00	28.82
3830.00	40.37	AV	V	32.03	2.51	25.79	49.12	43.1	54.00	10.90
Middle Channel: 5785 MHz										
11570.00	37.60	PK	H	39.00	6.61	25.46	57.75	51.73	74.00	22.27
11570.00	25.42	AV	H	39.00	6.61	25.46	45.57	39.55	54.00	14.45
17355.00	35.61	PK	H	42.26	8.81	23.60	63.08	57.06	68.20	11.14
3850.00	45.58	PK	V	32.07	2.53	25.78	54.40	48.38	74.00	25.62
3850.00	43.43	AV	V	32.07	2.53	25.78	52.25	46.23	54.00	7.77
High Channel: 5825 MHz										
5850.00	54.11	PK	H	34.24	3.75	0.00	92.10	86.08	122.20	36.12
5855.00	52.13	PK	H	34.24	3.75	0.00	90.12	84.1	110.80	26.70
5875.00	45.62	PK	H	34.25	3.77	0.00	83.64	77.62	105.20	27.58
5925.00	29.29	PK	H	34.27	3.80	0.00	67.36	61.34	68.20	6.86
11650.00	34.88	PK	H	39.00	6.64	25.41	55.11	49.09	74.00	24.91
11650.00	22.75	AV	H	39.00	6.64	25.41	42.98	36.96	54.00	17.04
17475.00	35.63	PK	H	42.96	8.84	23.48	63.95	57.93	68.20	10.27
3880.00	49.31	PK	V	32.14	2.56	25.77	58.24	52.22	74.00	21.78
3880.00	47.19	AV	V	32.14	2.56	25.77	56.12	50.1	54.00	3.90

802.11a(Chain 2):

Frequency MHz	Receiver		Rx Antenna		Cable loss dB	Amplifier Gain dB	Corrected Amplitude dBµV/m	Extrapolation result dBµV/m	Limit dBµV/m	Margin dB
	Reading dBµV	Detector PK/QP/AV	Polar H/V	Factor dB/m						
Low Channel: 5745MHz										
5725.00	72.78	PK	V	34.19	3.69	0.00	110.66	104.64	122.20	17.56
5720.00	62.45	PK	V	34.19	3.69	0.00	100.33	94.31	110.80	16.49
5700.00	53.69	PK	V	34.18	3.68	0.00	91.55	85.53	105.20	19.67
5650.00	34.07	PK	V	34.16	3.63	0.00	71.86	65.84	68.20	2.36
11490.00	37.20	PK	V	38.99	6.59	25.51	57.27	51.25	74.00	22.75
11490.00	25.09	AV	V	38.99	6.59	25.51	45.16	39.14	54.00	14.86
17235.00	35.60	PK	V	41.56	8.78	23.72	62.22	56.2	68.20	12.00
3830.00	42.39	PK	V	32.03	2.51	25.79	51.14	45.12	74.00	28.88
3830.00	40.28	AV	V	32.03	2.51	25.79	49.03	43.01	54.00	10.99
Middle Channel: 5785 MHz										
11570.00	35.64	PK	V	39.00	6.61	25.46	55.79	49.77	74.00	24.23
11570.00	23.55	AV	V	39.00	6.61	25.46	43.70	37.68	54.00	16.32
17355.00	35.55	PK	V	42.26	8.81	23.60	63.02	57	68.20	11.20
3850.00	45.52	PK	V	32.07	2.53	25.78	54.34	48.32	74.00	25.68
3850.00	43.38	AV	V	32.07	2.53	25.78	52.20	46.18	54.00	7.82
High Channel: 5825 MHz										
5850.00	58.98	PK	V	34.24	3.75	0.00	96.97	90.95	122.20	31.25
5855.00	55.31	PK	V	34.24	3.75	0.00	93.30	87.28	110.80	23.52
5875.00	50.59	PK	V	34.25	3.77	0.00	88.61	82.59	105.20	22.61
5925.00	33.53	PK	V	34.27	3.80	0.00	71.60	65.58	68.20	2.62
11650.00	33.98	PK	V	39.00	6.64	25.41	54.21	48.19	74.00	25.81
11650.00	21.76	AV	V	39.00	6.64	25.41	41.99	35.97	54.00	18.03
17475.00	35.56	PK	V	42.96	8.84	23.48	63.88	57.86	68.20	10.34
3880.00	49.28	PK	V	32.14	2.56	25.77	58.21	52.19	74.00	21.81
3880.00	47.15	AV	V	32.14	2.56	25.77	56.08	50.06	54.00	3.94

802.11a(Chain 3):

Frequency MHz	Receiver		Rx Antenna		Cable loss dB	Amplifier Gain dB	Corrected Amplitude dBµV/m	Extrapolation result dBµV/m	Limit dBµV/m	Margin dB
	Reading dBµV	Detector PK/QP/AV	Polar H/V	Factor dB/m						
Low Channel: 5745MHz										
5725.00	66.86	PK	V	34.19	3.69	0.00	104.74	98.72	122.20	23.48
5720.00	51.95	PK	V	34.19	3.69	0.00	89.83	83.81	110.80	26.99
5700.00	28.49	PK	V	34.18	3.68	0.00	66.35	60.331	105.20	44.87
5650.00	28.49	PK	V	34.16	3.63	0.00	66.28	60.26	68.20	7.94
11490.00	34.45	PK	V	38.99	6.59	25.51	54.52	48.5	74.00	25.50
11490.00	22.78	AV	V	38.99	6.59	25.51	42.85	36.83	54.00	17.17
17235.00	35.53	PK	V	41.56	8.78	23.72	62.15	56.13	68.20	12.07
3830.00	42.42	PK	V	32.03	2.51	25.79	51.17	45.15	74.00	28.85
3830.00	40.32	AV	V	32.03	2.51	25.79	49.07	43.05	54.00	10.95
Middle Channel: 5785 MHz										
11570.00	35.58	PK	V	39.00	6.61	25.46	55.73	49.71	74.00	24.29
11570.00	23.34	AV	V	39.00	6.61	25.46	43.49	37.47	54.00	16.53
17355.00	35.62	PK	V	42.26	8.81	23.60	63.09	57.07	68.20	11.13
3850.00	45.65	PK	V	32.07	2.53	25.78	54.47	48.45	74.00	25.55
3850.00	43.52	AV	V	32.07	2.53	25.78	52.34	46.32	54.00	7.68
High Channel: 5825 MHz										
5850.00	52.71	PK	V	34.24	3.75	0.00	90.70	84.68	122.20	37.52
5855.00	51.75	PK	V	34.24	3.75	0.00	89.74	83.72	110.80	27.08
5875.00	44.87	PK	V	34.25	3.77	0.00	82.89	76.87	105.20	28.33
5925.00	29.20	PK	V	34.27	3.80	0.00	67.27	61.25	68.20	6.95
11650.00	34.25	PK	V	39.00	6.64	25.41	54.48	48.46	74.00	25.54
11650.00	22.16	AV	V	39.00	6.64	25.41	42.39	36.37	54.00	17.63
17475.00	35.54	PK	V	42.96	8.84	23.48	63.86	57.84	68.20	10.36
3880.00	49.39	PK	V	32.14	2.56	25.77	58.32	52.3	74.00	21.70
3880.00	47.21	AV	V	32.14	2.56	25.77	56.14	50.12	54.00	3.88

802.11n ht20(4TX was the worst):

Frequency	Receiver		Rx Antenna		Cable loss	Amplifier Gain	Corrected Amplitude	Extrapolation result	Limit	Margin
	Reading	Detector	Polar	Factor						
MHz	dBµV	PK/QP/AV	H/V	dB/m	dB	dB	dBµV/m	dBµV/m	dBµV/m	dB
Low Channel: 5745MHz										
5725.00	71.70	PK	V	34.19	3.69	0.00	109.58	103.56	122.20	18.64
5720.00	63.64	PK	V	34.19	3.69	0.00	101.52	95.5	110.80	15.30
5700.00	51.39	PK	V	34.18	3.68	0.00	89.25	83.23	105.20	21.97
5650.00	33.62	PK	V	34.16	3.63	0.00	71.41	65.39	68.20	2.81
11490.00	39.19	PK	V	38.99	6.59	25.51	59.26	53.24	74.00	20.76
11490.00	28.36	AV	V	38.99	6.59	25.51	48.43	42.41	54.00	11.59
17235.00	35.92	PK	V	41.56	8.78	23.72	62.54	56.52	68.20	11.68
3830.00	42.46	PK	V	32.03	2.51	25.79	51.21	45.19	74.00	28.81
3830.00	40.35	AV	V	32.03	2.51	25.79	49.10	43.08	54.00	10.92
Middle Channel: 5785 MHz										
11570.00	34.09	PK	V	39.00	6.61	25.46	54.24	48.22	74.00	25.78
11570.00	22.05	AV	V	39.00	6.61	25.46	42.20	36.18	54.00	17.82
17355.00	36.06	PK	V	42.26	8.81	23.60	63.53	57.51	68.20	10.69
3850.00	45.58	PK	V	32.07	2.53	25.78	54.40	48.38	74.00	25.62
3850.00	43.41	AV	V	32.07	2.53	25.78	52.23	46.21	54.00	7.79
High Channel: 5825 MHz										
5850.00	56.25	PK	V	34.24	3.75	0.00	94.24	88.22	122.20	33.98
5855.00	47.90	PK	V	34.24	3.75	0.00	85.89	79.87	110.80	30.93
5875.00	36.03	PK	V	34.25	3.77	0.00	74.05	68.03	105.20	37.17
5925.00	29.70	PK	V	34.27	3.80	0.00	67.77	61.75	68.20	6.45
11650.00	38.26	PK	V	39.00	6.64	25.41	58.49	52.47	74.00	21.53
11650.00	26.58	AV	V	39.00	6.64	25.41	46.81	40.79	54.00	13.21
17475.00	34.54	PK	V	42.96	8.84	23.48	62.86	56.84	68.20	11.36
3880.00	49.37	PK	V	32.14	2.56	25.77	58.30	52.28	74.00	21.72
3880.00	47.25	AV	V	32.14	2.56	25.77	56.18	50.16	54.00	3.84

802.11n ht40(4TX was the worst):

Frequency	Receiver		Rx Antenna		Cable loss	Amplifier Gain	Corrected Amplitude	Extrapolation result	Limit	Margin
	Reading	Detector	Polar	Factor						
MHz	dBµV	PK/QP/AV	H/V	dB/m	dB	dB	dBµV/m	dBµV/m	dBµV/m	dB
Low Channel: 5755 MHz										
5725.00	60.49	PK	V	34.19	3.69	0.00	98.37	92.35	122.20	29.85
5720.00	59.36	PK	V	34.19	3.69	0.00	97.24	91.22	110.80	19.58
5700.00	47.93	PK	V	34.18	3.68	0.00	85.79	79.77	105.20	25.43
5650.00	34.43	PK	V	34.16	3.63	0.00	72.22	66.2	68.20	2.00
11510.00	33.92	PK	V	39.00	6.59	25.50	54.01	47.99	74.00	26.01
11510.00	21.67	AV	V	39.00	6.59	25.50	41.76	35.74	54.00	18.26
17265.00	34.80	PK	V	41.74	8.79	23.69	61.64	55.62	68.20	12.58
3835.00	42.67	PK	V	32.04	2.52	25.79	51.44	45.42	74.00	28.58
3835.00	40.51	AV	V	32.04	2.52	25.79	49.28	43.26	54.00	10.74
High Channel: 5795 MHz										
5850.00	50.77	PK	V	34.24	3.75	0.00	88.76	82.74	122.20	39.46
5855.00	51.05	PK	V	34.24	3.75	0.00	89.04	83.02	110.80	27.78
5875.00	41.72	PK	V	34.25	3.77	0.00	79.74	73.72	105.20	31.48
5925.00	32.12	PK	V	34.27	3.80	0.00	70.19	64.17	68.20	4.03
11590.00	34.26	PK	V	39.00	6.62	25.45	54.43	48.41	74.00	25.59
11590.00	22.11	AV	V	39.00	6.62	25.45	42.28	36.26	54.00	17.74
17385.00	35.23	PK	V	42.43	8.82	23.57	62.91	56.89	68.20	11.31
3855.00	45.71	PK	V	32.08	2.54	25.78	54.55	48.53	74.00	25.47
3855.00	43.59	AV	V	32.08	2.54	25.78	52.43	46.41	54.00	7.59

802.11ac vht80(4TX was the worst):

Frequency	Receiver		Rx Antenna		Cable loss	Amplifier Gain	Corrected Amplitude	Extrapolation result	Limit	Margin
	Reading	Detector	Polar	Factor						
MHz	dBµV	PK/QP/AV	H/V	dB/m	dB	dB	dBµV/m	dBµV/m	dBµV/m	dB
5775 MHz										
5725.00	45.26	PK	V	34.19	3.69	0.00	83.14	77.12	122.20	45.08
5720.00	44.79	PK	V	34.19	3.69	0.00	82.67	76.65	110.80	34.15
5700.00	44.01	PK	V	34.18	3.68	0.00	81.87	75.85	105.20	29.35
5650.00	33.87	PK	V	34.16	3.63	0.00	71.66	65.64	68.20	2.56
5850.00	45.44	PK	V	34.24	3.75	0.00	83.43	77.41	122.20	44.79
5855.00	44.34	PK	V	34.24	3.75	0.00	82.33	76.31	110.80	34.49
5875.00	42.40	PK	V	34.25	3.77	0.00	80.42	74.4	105.20	30.80
5925.00	33.28	PK	V	34.27	3.80	0.00	71.35	65.33	68.20	2.87
11550.00	33.65	PK	V	39.00	6.61	25.48	53.78	47.76	74.00	26.24
11550.00	21.45	AV	V	39.00	6.61	25.48	41.58	35.56	54.00	18.44
17325.00	34.90	PK	V	42.09	8.80	23.63	62.16	56.14	68.20	12.06
3845.00	45.65	PK	V	32.06	2.53	25.78	54.46	48.44	74.00	25.56
3845.00	43.51	AV	V	32.06	2.53	25.78	52.32	46.3	54.00	7.70

29.5 dBi Antenna:
5150-5250MHz:
 802.11a(Chain 0):

Frequency	Receiver		Rx Antenna		Cable loss	Amplifier Gain	Corrected Amplitude	Extrapolation result	Limit	Margin
	Reading	Detector	Polar	Factor						
MHz	dBµV	PK/QP/AV	H/V	dB/m	dB	dB	dBµV/m	dBµV/m	dBµV/m	dB
Low Channel: 5180 MHz										
5150.00	29.60	PK	H	33.54	3.56	0.00	66.70	60.68	74.00	13.32
5150.00	18.17	AV	H	33.54	3.56	0.00	55.27	49.25	54.00	4.75
10360.00	34.85	PK	H	38.17	6.29	25.46	53.85	47.83	68.20	20.37
15540.00	36.02	PK	H	38.06	8.85	24.27	58.66	52.64	74.00	21.36
15540.00	23.41	AV	H	38.06	8.85	24.27	46.05	40.03	54.00	13.97
Middle Channel: 5200 MHz										
10400.00	36.20	PK	H	38.18	6.32	25.46	55.24	49.22	68.20	18.98
15600.00	36.33	PK	H	38.00	8.83	24.31	58.85	52.83	74.00	21.17
15600.00	24.23	AV	H	38.00	8.83	24.31	46.75	40.73	54.00	13.27
High Channel: 5240 MHz										
5350.00	31.00	PK	H	33.86	3.52	0.00	68.38	62.36	74.00	11.64
5350.00	16.72	AV	H	33.86	3.52	0.00	54.10	48.08	54.00	5.92
10480.00	35.60	PK	H	38.20	6.37	25.47	54.70	48.68	68.20	19.52
15720.00	36.46	PK	H	37.88	8.79	24.39	58.74	52.72	74.00	21.28
15720.00	24.22	AV	H	37.88	8.79	24.39	46.50	40.48	54.00	13.52

802.11a(Chain 1):

Frequency	Receiver		Rx Antenna		Cable loss	Amplifier Gain	Corrected Amplitude	Extrapolation result	Limit	Margin
	Reading	Detector	Polar	Factor						
MHz	dBµV	PK/QP/AV	H/V	dB/m	dB	dB	dBµV/m	dBµV/m	dBµV/m	dB
Low Channel: 5180 MHz										
5150.00	32.70	PK	H	33.54	3.56	0.00	69.80	63.78	74.00	10.22
5150.00	20.87	AV	H	33.54	3.56	0.00	57.97	51.95	54.00	2.05
10360.00	35.65	PK	H	38.17	6.29	25.46	54.65	48.63	68.20	19.57
15540.00	36.36	PK	H	38.06	8.85	24.27	59.00	52.98	74.00	21.02
15540.00	24.05	AV	H	38.06	8.85	24.27	46.69	40.67	54.00	13.33
Middle Channel: 5200 MHz										
10400.00	36.25	PK	H	38.18	6.32	25.46	55.29	49.27	68.20	18.93
15600.00	35.89	PK	H	38.00	8.83	24.31	58.41	52.39	74.00	21.61
15600.00	23.58	AV	H	38.00	8.83	24.31	46.10	40.08	54.00	13.92
High Channel: 5240 MHz										
5350.00	31.26	PK	H	33.86	3.52	0.00	68.64	62.62	74.00	11.38
5350.00	18.25	AV	H	33.86	3.52	0.00	55.63	49.61	54.00	4.39
10480.00	36.52	PK	H	38.20	6.37	25.47	55.62	49.6	68.20	18.60
15720.00	35.74	PK	H	37.88	8.79	24.39	58.02	52	74.00	22.00
15720.00	23.41	AV	H	37.88	8.79	24.39	45.69	39.67	54.00	14.33

802.11a(Chain 2):

Frequency	Receiver		Rx Antenna		Cable loss	Amplifier Gain	Corrected Amplitude	Extrapolation result	Limit	Margin
	Reading	Detector	Polar	Factor						
MHz	dBµV	PK/QP/AV	H/V	dB/m	dB	dB	dBµV/m	dBµV/m	dBµV/m	dB
Low Channel: 5180 MHz										
5150.00	29.32	PK	V	33.54	3.56	0.00	66.42	60.4	74.00	13.60
5150.00	17.92	AV	V	33.54	3.56	0.00	55.02	49	54.00	5.00
10360.00	35.45	PK	V	38.17	6.29	25.46	54.45	48.43	68.20	19.77
15540.00	36.58	PK	V	38.06	8.85	24.27	59.22	53.2	74.00	20.80
15540.00	24.05	AV	V	38.06	8.85	24.27	46.69	40.67	54.00	13.33
Middle Channel: 5200 MHz										
10400.00	36.28	PK	V	38.18	6.32	25.46	55.32	49.3	68.20	18.90
15600.00	35.87	PK	V	38.00	8.83	24.31	58.39	52.37	74.00	21.63
15600.00	23.52	AV	V	38.00	8.83	24.31	46.04	40.02	54.00	13.98
High Channel: 5240 MHz										
5350.00	28.54	PK	V	33.86	3.52	0.00	65.92	59.9	74.00	14.10
5350.00	16.58	AV	V	33.86	3.52	0.00	53.96	47.94	54.00	6.06
10480.00	36.25	PK	V	38.20	6.37	25.47	55.35	49.33	68.20	18.87
15720.00	35.98	PK	V	37.88	8.79	24.39	58.26	52.24	74.00	21.76
15720.00	23.44	AV	V	37.88	8.79	24.39	45.72	39.7	54.00	14.30

802.11a(Chain 3):

Frequency	Receiver		Rx Antenna		Cable loss	Amplifier Gain	Corrected Amplitude	Extrapolation result	Limit	Margin
	Reading	Detector	Polar	Factor						
MHz	dBµV	PK/QP/AV	H/V	dB/m	dB	dB	dBµV/m	dBµV/m	dBµV/m	dB
Low Channel: 5180 MHz										
5150.00	32.43	PK	V	33.54	3.56	0.00	69.53	63.51	74.00	10.49
5150.00	20.91	AV	V	33.54	3.56	0.00	58.01	51.99	54.00	2.01
10360.00	35.78	PK	V	38.17	6.29	25.46	54.78	48.76	68.20	19.44
15540.00	38.56	PK	V	38.06	8.85	24.27	61.20	55.18	74.00	18.82
15540.00	25.41	AV	V	38.06	8.85	24.27	48.05	42.03	54.00	11.97
Middle Channel: 5200 MHz										
10400.00	35.75	PK	V	38.18	6.32	25.46	54.79	48.77	68.20	19.43
15600.00	36.54	PK	V	38.00	8.83	24.31	59.06	53.04	74.00	20.96
15600.00	23.41	AV	V	38.00	8.83	24.31	45.93	39.91	54.00	14.09
High Channel: 5240 MHz										
5350.00	33.51	PK	V	33.86	3.52	0.00	70.89	64.87	74.00	9.13
5350.00	21.15	AV	V	33.86	3.52	0.00	58.53	52.51	54.00	1.49
10480.00	37.58	PK	V	38.20	6.37	25.47	56.68	50.66	68.20	17.54
15720.00	36.48	PK	V	37.88	8.79	24.39	58.76	52.74	74.00	21.26
15720.00	24.21	AV	V	37.88	8.79	24.39	46.49	40.47	54.00	13.53

802.11n ht20(4TX was the worst):

Frequency	Receiver		Rx Antenna		Cable loss	Amplifier Gain	Corrected Amplitude	Extrapolation result	Limit	Margin
	Reading	Detector	Polar	Factor						
MHz	dBµV	PK/QP/AV	H/V	dB/m	dB	dB	dBµV/m	dBµV/m	dBµV/m	dB
Low Channel: 5180 MHz										
5150.00	34.47	PK	V	33.54	3.56	0.00	71.57	65.55	74.00	8.45
5150.00	21.08	AV	V	33.54	3.56	0.00	58.18	52.16	54.00	1.84
10360.00	36.25	PK	V	38.17	6.29	25.46	55.25	49.23	68.20	18.97
15540.00	37.58	PK	V	38.06	8.85	24.27	60.22	54.2	74.00	19.80
15540.00	25.05	PK	V	38.06	8.85	24.27	47.69	41.67	74.00	32.33
Middle Channel: 5200 MHz										
10400.00	35.25	PK	V	38.18	6.32	25.46	54.29	48.27	68.20	19.93
15600.00	36.05	PK	V	38.00	8.83	24.31	58.57	52.55	74.00	21.45
15600.00	23.54	AV	V	38.00	8.83	24.31	46.06	40.04	54.00	13.96
High Channel: 5240 MHz										
5350.00	32.01	PK	V	33.86	3.52	0.00	69.39	63.37	74.00	10.63
5350.00	19.51	AV	V	33.86	3.52	0.00	56.89	50.87	54.00	3.13
10480.00	38.74	PK	V	38.20	6.37	25.47	57.84	51.82	68.20	16.38
15720.00	36.52	PK	V	37.88	8.79	24.39	58.80	52.78	74.00	21.22
15720.00	23.44	AV	V	37.88	8.79	24.39	45.72	39.7	54.00	14.30

802.11n ht40(4TX was the worst):

Frequency	Receiver		Rx Antenna		Cable loss	Amplifier Gain	Corrected Amplitude	Extrapolation result	Limit	Margin
	Reading	Detector	Polar	Factor						
MHz	dBµV	PK/QP/AV	H/V	dB/m	dB	dB	dBµV/m	dBµV/m	dBµV/m	dB
Low Channel: 5190 MHz										
5150.00	30.82	PK	V	33.54	3.56	0.00	67.92	61.9	74.00	12.10
5150.00	21.28	AV	V	33.54	3.56	0.00	58.38	52.36	54.00	1.64
10380.00	36.58	PK	V	38.18	6.31	25.46	55.61	49.59	68.20	18.61
15570.00	35.78	PK	V	38.03	8.84	24.29	58.36	52.34	74.00	21.66
15570.00	23.41	AV	V	38.03	8.84	24.29	45.99	39.97	54.00	14.03
High Channel: 5230 MHz										
5350.00	31.50	PK	V	33.86	3.52	0.00	68.88	62.86	74.00	11.14
5350.00	17.72	AV	V	33.86	3.52	0.00	55.10	49.08	54.00	4.92
10460.00	37.52	PK	V	38.19	6.36	25.47	56.60	50.58	68.20	17.62
15690.00	36.58	PK	V	37.91	8.80	24.37	58.92	52.9	74.00	21.10
15690.00	24.05	AV	V	37.91	8.80	24.37	46.39	40.37	54.00	13.63

802.11ac vht80(4TX was the worst):

Frequency	Receiver		Rx Antenna		Cable loss	Amplifier Gain	Corrected Amplitude	Extrapolation result	Limit	Margin
	Reading	Detector	Polar	Factor						
MHz	dBµV	PK/QP/AV	H/V	dB/m	dB	dB	dBµV/m	dBµV/m	dBµV/m	dB
Low Channel: 5210 MHz										
5150.00	34.29	PK	V	33.54	3.56	0.00	71.39	65.37	74.00	8.63
5150.00	21.65	AV	V	33.54	3.56	0.00	58.75	52.73	54.00	1.27
5350.00	30.46	PK	V	33.86	3.52	0.00	67.84	61.82	74.00	12.18
5350.00	17.71	AV	V	33.86	3.52	0.00	55.09	49.07	54.00	4.93
10420.00	36.58	PK	V	38.18	6.33	25.47	55.62	49.6	68.20	18.60
15630.00	36.23	PK	V	37.97	8.82	24.33	58.69	52.67	74.00	21.33
15630.00	23.45	AV	V	37.97	8.82	24.33	45.91	39.89	54.00	14.11

5250-5350MHz:

802.11a(Chain 0):

Frequency MHz	Receiver		Rx Antenna		Cable loss dB	Amplifier Gain dB	Corrected Amplitude dBµV/m	Extrapolation result dBµV/m	Limit dBµV/m	Margin dB
	Reading dBµV	Detector PK/QP/AV	Polar H/V	Factor dB/m						
Low Channel: 5260 MHz										
5150.00	27.52	PK	H	33.54	3.56	0.00	66.38	60.36	74.00	13.64
5150.00	15.26	AV	H	33.54	3.56	0.00	52.36	46.34	54.00	7.66
10520.00	36.52	PK	H	38.21	6.39	25.47	55.65	49.63	68.20	18.57
15780.00	35.45	PK	H	37.82	8.76	24.42	57.61	51.59	74.00	22.41
15780.00	23.25	AV	H	37.82	8.76	24.42	45.41	39.39	54.00	14.61
Middle Channel: 5280 MHz										
10560.00	36.02	PK	H	38.24	6.40	25.47	55.19	49.17	68.20	19.03
15840.00	35.52	PK	H	37.76	8.74	24.46	57.56	51.54	74.00	22.46
15840.00	23.14	AV	H	37.76	8.74	24.46	45.18	39.16	54.00	14.84
High Channel: 5320 MHz										
5350.00	26.84	PK	H	33.86	3.52	0.00	64.22	58.2	74.00	15.80
5350.00	14.20	AV	H	33.86	3.52	0.00	51.58	45.56	54.00	8.44
10640.00	36.05	PK	H	38.28	6.43	25.46	55.30	49.28	74.00	24.72
10640.00	23.41	AV	H	38.28	6.43	25.46	42.66	36.64	54.00	17.36
15960.00	35.58	PK	H	37.64	8.70	24.54	57.38	51.36	74.00	22.64
15960.00	23.41	AV	H	37.64	8.70	24.54	45.21	39.19	54.00	14.81

802.11a(Chain 1):

Frequency MHz	Receiver		Rx Antenna		Cable loss dB	Amplifier Gain dB	Corrected Amplitude dBµV/m	Extrapolation result dBµV/m	Limit dBµV/m	Margin dB
	Reading dBµV	Detector PK/QP/AV	Polar H/V	Factor dB/m						
Low Channel: 5260 MHz										
5150.00	27.33	PK	H	33.54	3.56	0.00	64.43	58.41	74.00	15.59
5150.00	14.52	AV	H	33.54	3.56	0.00	51.62	45.6	54.00	8.40
10520.00	36.21	PK	H	38.21	6.39	25.47	55.34	49.32	68.20	18.88
15780.00	35.74	PK	H	37.82	8.76	24.42	57.90	51.88	74.00	22.12
15780.00	23.41	AV	H	37.82	8.76	24.42	45.57	39.55	54.00	14.45
Middle Channel: 5280 MHz										
10560.00	36.08	PK	H	38.24	6.40	25.47	55.25	49.23	68.20	18.97
15840.00	35.45	PK	H	37.76	8.74	24.46	57.49	51.47	74.00	22.53
15840.00	23.54	AV	H	37.76	8.74	24.46	45.58	39.56	54.00	14.44
High Channel: 5320 MHz										
5350.00	26.52	PK	H	33.86	3.52	0.00	63.90	57.88	74.00	16.12
5350.00	14.58	AV	H	33.86	3.52	0.00	51.96	45.94	54.00	8.06
10640.00	36.54	PK	H	38.28	6.43	25.46	55.79	49.77	74.00	24.23
10640.00	24.52	AV	H	38.28	6.43	25.46	43.77	37.75	54.00	16.25
15960.00	36.25	PK	H	37.64	8.70	24.54	58.05	52.03	74.00	21.97
15960.00	23.54	AV	H	37.64	8.70	24.54	45.34	39.32	54.00	14.68

802.11a(Chain 2):

Frequency	Receiver		Rx Antenna		Cable loss	Amplifier Gain	Corrected Amplitude	Extrapolation result	Limit	Margin
	Reading	Detector	Polar	Factor						
MHz	dBµV	PK/QP/AV	H/V	dB/m	dB	dB	dBµV/m	dBµV/m	dBµV/m	dB
Low Channel: 5260 MHz										
5150.00	26.58	PK	V	33.54	3.56	0.00	63.68	57.66	74.00	16.34
5150.00	14.36	AV	V	33.54	3.56	0.00	51.46	45.44	54.00	8.56
10520.00	36.25	PK	V	38.21	6.39	25.47	55.38	49.36	68.20	18.84
15780.00	35.21	PK	V	37.82	8.76	24.42	57.37	51.35	74.00	22.65
15780.00	23.15	AV	V	37.82	8.76	24.42	45.31	39.29	54.00	14.71
Middle Channel: 5280 MHz										
10560.00	36.25	PK	V	38.24	6.40	25.47	55.42	49.4	68.20	18.80
15840.00	35.54	PK	V	37.76	8.74	24.46	57.58	51.56	74.00	22.44
15840.00	23.25	AV	V	37.76	8.74	24.46	45.29	39.27	54.00	14.73
High Channel: 5320 MHz										
5350.00	26.33	PK	V	33.86	3.52	0.00	63.71	57.69	74.00	16.31
5350.00	14.05	AV	V	33.86	3.52	0.00	51.43	45.41	54.00	8.59
10640.00	36.52	PK	V	38.28	6.43	25.46	55.77	49.75	74.00	24.25
10640.00	23.58	AV	V	38.28	6.43	25.46	42.83	36.81	54.00	17.19
15960.00	36.14	PK	V	37.64	8.70	24.54	57.94	51.92	74.00	22.08
15960.00	23.25	AV	V	37.64	8.70	24.54	45.05	39.03	54.00	14.97

802.11a(Chain 3):

Frequency	Receiver		Rx Antenna		Cable loss	Amplifier Gain	Corrected Amplitude	Extrapolation result	Limit	Margin
	Reading	Detector	Polar	Factor						
MHz	dBµV	PK/QP/AV	H/V	dB/m	dB	dB	dBµV/m	dBµV/m	dBµV/m	dB
Low Channel: 5260 MHz										
5150.00	27.52	PK	V	33.54	3.56	0.00	64.62	58.6	74.00	15.40
5150.00	15.20	AV	V	33.54	3.56	0.00	52.30	46.28	54.00	7.72
10520.00	35.54	PK	V	38.21	6.39	25.47	54.67	48.65	68.20	19.55
15780.00	35.41	PK	V	37.82	8.76	24.42	57.57	51.55	74.00	22.45
15780.00	23.52	AV	V	37.82	8.76	24.42	45.68	39.66	54.00	14.34
Middle Channel: 5280 MHz										
10560.00	36.89	PK	V	38.24	6.40	25.47	56.06	50.04	68.20	18.16
15840.00	35.87	PK	V	37.76	8.74	24.46	57.91	51.89	74.00	22.11
15840.00	23.54	AV	V	37.76	8.74	24.46	45.58	39.56	54.00	14.44
High Channel: 5320 MHz										
5350.00	26.36	PK	V	33.86	3.52	0.00	63.74	57.72	74.00	16.28
5350.00	14.20	AV	V	33.86	3.52	0.00	51.58	45.56	54.00	8.44
10640.00	35.87	PK	V	38.28	6.43	25.46	55.12	49.1	74.00	24.90
10640.00	23.24	AV	V	38.28	6.43	25.46	42.49	36.47	54.00	17.53
15960.00	36.02	PK	V	37.64	8.70	24.54	57.82	51.8	74.00	22.20
15960.00	23.52	AV	V	37.64	8.70	24.54	45.32	39.3	54.00	14.70

802.11n ht20(4TX was the worst):

Frequency	Receiver		Rx Antenna		Cable loss	Amplifier Gain	Corrected Amplitude	Extrapolation result	Limit	Margin
	Reading	Detector	Polar	Factor						
MHz	dBµV	PK/QP/AV	H/V	dB/m	dB	dB	dBµV/m	dBµV/m	dBµV/m	dB
Low Channel: 5260 MHz										
5150.00	28.77	PK	V	33.54	3.56	0.00	65.87	59.85	74.00	14.15
5150.00	16.25	AV	V	33.54	3.56	0.00	53.35	47.33	54.00	6.67
10520.00	35.52	PK	V	38.21	6.39	25.47	54.65	48.63	68.20	19.57
15780.00	36.20	PK	V	37.82	8.76	24.42	58.36	52.34	74.00	21.66
15780.00	23.05	AV	V	37.82	8.76	24.42	45.21	39.19	54.00	14.81
Middle Channel: 5280 MHz										
10560.00	36.25	PK	V	38.24	6.40	25.47	55.42	49.4	68.20	18.80
15840.00	35.52	PK	V	37.76	8.74	24.46	57.56	51.54	74.00	22.46
15840.00	23.41	AV	V	37.76	8.74	24.46	45.45	39.43	54.00	14.57
High Channel: 5320 MHz										
5350.00	26.52	PK	V	33.86	3.52	0.00	63.90	57.88	74.00	16.12
5350.00	14.02	AV	V	33.86	3.52	0.00	51.40	45.38	54.00	8.62
10640.00	36.52	PK	V	38.28	6.43	25.46	55.77	49.75	74.00	24.25
10640.00	23.41	AV	V	38.28	6.43	25.46	42.66	36.64	54.00	17.36
15960.00	35.41	PK	V	37.64	8.70	24.54	57.21	51.19	74.00	22.81
15960.00	23.41	AV	V	37.64	8.70	24.54	45.21	39.19	54.00	14.81

802.11n ht40(4TX was the worst):

Frequency	Receiver		Rx Antenna		Cable loss	Amplifier Gain	Corrected Amplitude	Extrapolation result	Limit	Margin
	Reading	Detector	Polar	Factor						
MHz	dBµV	PK/QP/AV	H/V	dB/m	dB	dB	dBµV/m	dBµV/m	dBµV/m	dB
Low Channel: 5270 MHz										
5150.00	28.73	PK	V	33.54	3.56	0.00	65.83	59.81	74.00	14.19
5150.00	16.52	AV	V	33.54	3.56	0.00	53.62	47.6	54.00	6.40
10540.00	35.58	PK	V	38.22	6.40	25.47	54.73	48.71	68.2	19.49
15810.00	36.10	PK	V	37.79	8.75	24.44	58.20	52.18	74.00	21.82
15810.00	23.25	AV	V	37.79	8.75	24.44	45.35	39.33	54.00	14.67
High Channel: 5310 MHz										
5350.00	28.52	PK	V	33.86	3.52	0.00	65.90	59.88	74.00	14.12
5350.00	16.20	AV	V	33.86	3.52	0.00	53.58	47.56	54.00	6.44
10620.00	35.41	PK	V	38.27	6.43	25.47	54.64	48.62	74.00	25.38
10620.00	23.25	AV	V	38.27	6.43	25.47	42.48	36.46	54.00	17.54
15930.00	35.87	PK	V	37.67	8.71	24.52	57.73	51.71	74.00	22.29
15930.00	23.62	AV	V	37.67	8.71	24.52	45.48	39.46	54.00	14.54

802.11ac vht80(4TX was the worst):

Frequency	Receiver		Rx Antenna		Cable loss	Amplifier Gain	Corrected Amplitude	Extrapolation result	Limit	Margin
	Reading	Detector	Polar	Factor						
MHz	dBµV	PK/QP/AV	H/V	dB/m	dB	dB	dBµV/m	dBµV/m	dBµV/m	dB
Low Channel: 5290 MHz										
5150.00	30.13	PK	V	33.54	3.56	0.00	67.23	61.21	74.00	12.79
5150.00	18.02	AV	V	33.54	3.56	0.00	55.12	49.1	54.00	4.90
5350.00	32.07	PK	V	33.86	3.52	0.00	69.45	63.43	74.00	10.57
5350.00	19.01	AV	V	33.86	3.52	0.00	56.39	50.37	54.00	3.63
10580.00	35.73	PK	V	38.25	6.41	25.47	54.92	48.9	68.2	19.3
15870.00	36.25	PK	V	37.73	8.73	24.48	58.23	52.21	74.00	21.79
15870.00	24.33	AV	V	37.73	8.73	24.48	46.31	40.29	54.00	13.71

5470-5725MHz:

802.11a(Chain 0):

Frequency MHz	Receiver		Rx Antenna		Cable loss dB	Amplifier Gain dB	Corrected Amplitude dBµV/m	Extrapolation result dBµV/m	Limit dBµV/m	Margin dB
	Reading dBµV	Detector PK/QP/AV	Polar H/V	Factor dB/m						
Low Channel: 5500 MHz										
5470.00	29.38	PK	H	34.05	3.56	0.00	66.99	60.97	68.20	7.23
11000.00	34.95	PK	H	38.50	6.57	25.45	54.57	48.55	74.00	25.45
11000.00	22.55	AV	H	38.50	6.57	25.45	42.17	36.15	54.00	17.85
16500.00	37.33	PK	H	38.20	8.63	24.27	59.89	53.87	68.2	14.33
3710.00	41.23	PK	V	31.76	2.57	25.90	49.66	43.64	74.00	30.36
3710.00	39.11	AV	V	31.76	2.57	25.90	47.54	41.52	54.00	12.48
Middle Channel: 5600 MHz										
11160.00	35.53	PK	V	38.66	6.58	25.47	55.30	49.28	74.00	24.72
11160.00	23.14	AV	V	38.66	6.58	25.47	42.91	36.89	54.00	17.11
16740.00	35.48	PK	V	39.16	8.67	24.12	59.19	53.17	68.2	15.03
3760.00	41.56	PK	V	31.87	2.52	25.84	50.11	44.09	74.00	29.91
3760.00	39.42	AV	V	31.87	2.52	25.84	47.97	41.95	54.00	12.05
High Channel: 5700 MHz										
5725.00	31.75	PK	H	34.19	3.69	0.00	69.63	63.61	68.20	4.59
11400.00	34.14	PK	H	38.90	6.59	25.50	54.13	48.11	74.00	25.89
11400.00	22.28	AV	H	38.90	6.59	25.50	42.27	36.25	54.00	17.75
17100.00	35.09	PK	H	40.78	8.75	23.85	60.77	54.75	68.2	13.45
3810.00	42.31	PK	H	31.98	2.49	25.80	50.98	44.96	74.00	29.04
3810.00	40.25	AV	V	31.98	2.49	25.80	48.92	42.9	54.00	11.10

802.11a(Chain 1):

Frequency	Receiver		Rx Antenna		Cable loss	Amplifier Gain	Corrected Amplitude	Extrapolation result	Limit	Margin
	Reading	Detector	Polar	Factor						
MHz	dBµV	PK/QP/AV	H/V	dB/m	dB	dB	dBµV/m	dBµV/m	dBµV/m	dB
Low Channel: 5500 MHz										
5470.00	30.13	PK	H	34.05	3.56	0.00	67.74	61.72	68.20	6.48
11000.00	35.53	PK	H	38.50	6.57	25.45	55.15	49.13	74.00	24.87
11000.00	23.21	AV	H	38.50	6.57	25.45	42.83	36.81	54.00	17.19
16500.00	36.87	PK	H	38.20	8.63	24.27	59.43	53.41	68.2	14.79
3710.00	41.25	PK	H	31.76	2.57	25.90	49.68	43.66	74.00	30.34
3710.00	39.12	AV	H	31.76	2.57	25.90	47.55	41.53	54.00	12.47
Middle Channel: 5600 MHz										
11160.00	33.95	PK	V	38.66	6.58	25.47	53.72	47.7	74.00	26.30
11160.00	22.09	AV	V	38.66	6.58	25.47	41.86	35.84	54.00	18.16
16740.00	36.32	PK	V	39.16	8.67	24.12	60.03	54.01	68.2	14.19
3760.00	41.58	PK	V	31.87	2.52	25.84	50.13	44.11	74.00	29.89
3760.00	39.43	AV	V	31.87	2.52	25.84	47.98	41.96	54.00	12.04
High Channel: 5700 MHz										
5725.00	31.76	PK	H	34.19	3.69	0.00	69.64	63.62	68.20	4.58
11400.00	33.48	PK	H	38.90	6.59	25.50	53.47	47.45	74.00	26.55
11400.00	21.54	AV	H	38.90	6.59	25.50	41.53	35.51	54.00	18.49
17100.00	35.45	PK	H	40.78	8.75	23.85	61.13	55.11	68.2	13.09
3810.00	42.33	PK	H	31.98	2.49	25.80	51.00	44.983	74.00	29.02
3810.00	40.20	AV	V	31.98	2.49	25.80	48.87	42.85	54.00	11.15

802.11a(Chain 2):

Frequency	Receiver		Rx Antenna		Cable loss	Amplifier Gain	Corrected Amplitude	Extrapolation result	Limit	Margin
	Reading	Detector	Polar	Factor						
MHz	dBµV	PK/QP/AV	H/V	dB/m	dB	dB	dBµV/m	dBµV/m	dBµV/m	dB
Low Channel: 5500 MHz										
5470.00	31.35	PK	V	34.05	3.56	0.00	68.96	62.94	68.20	5.26
11000.00	34.89	PK	V	38.50	6.57	25.45	54.51	48.49	74.00	25.51
11000.00	22.69	AV	V	38.50	6.57	25.45	42.31	36.29	54.00	17.71
16500.00	36.79	PK	V	38.20	8.63	24.27	59.35	53.33	68.2	14.87
3710.00	41.24	PK	V	31.76	2.57	25.90	49.67	43.65	74.00	30.35
3710.00	39.11	AV	V	31.76	2.57	25.90	47.54	41.52	54.00	12.48
Middle Channel: 5600 MHz										
11160.00	34.67	PK	V	38.66	6.58	25.47	54.44	48.42	74.00	25.58
11160.00	22.76	AV	V	38.66	6.58	25.47	42.53	36.51	54.00	17.49
16740.00	36.65	PK	V	39.16	8.67	24.12	60.36	54.34	68.2	13.86
3760.00	41.57	PK	V	31.87	2.52	25.84	50.12	44.1	74.00	29.90
3760.00	39.40	AV	V	31.87	2.52	25.84	47.95	41.93	54.00	12.07
High Channel: 5700 MHz										
5725.00	31.96	PK	V	34.19	3.69	0.00	69.84	63.82	68.20	4.38
11400.00	33.62	PK	V	38.90	6.59	25.50	53.61	47.59	74.00	26.41
11400.00	21.63	AV	V	38.90	6.59	25.50	41.62	35.6	54.00	18.40
17100.00	35.74	PK	V	40.78	8.75	23.85	61.42	55.4	68.2	12.8
3810.00	42.36	PK	V	31.98	2.49	25.80	51.03	45.01	74.00	28.99
3810.00	40.28	AV	V	31.98	2.49	25.80	48.95	42.93	54.00	11.07

802.11a(Chain 3):

Frequency	Receiver		Rx Antenna		Cable loss	Amplifier Gain	Corrected Amplitude	Extrapolation result	Limit	Margin
	Reading	Detector	Polar	Factor						
MHz	dBµV	PK/QP/AV	H/V	dB/m	dB	dB	dBµV/m	dBµV/m	dBµV/m	dB
Low Channel: 5500 MHz										
5470.00	30.58	PK	V	34.05	3.56	0.00	68.19	62.17	68.20	6.03
11000.00	39.81	PK	V	38.50	6.57	25.45	59.43	53.41	74.00	20.59
11000.00	28.14	AV	V	38.50	6.57	25.45	47.76	41.74	54.00	12.26
16500.00	36.38	PK	V	38.20	8.63	24.27	58.94	52.92	68.2	15.28
3710.00	41.26	PK	V	31.76	2.57	25.90	49.69	43.67	74.00	30.33
3710.00	39.14	AV	V	31.76	2.57	25.90	47.57	41.55	54.00	12.45
Middle Channel: 5600 MHz										
11160.00	34.44	PK	V	38.66	6.58	25.47	54.21	48.19	74.00	25.81
11160.00	22.33	AV	V	38.66	6.58	25.47	42.10	36.08	54.00	17.92
16740.00	36.95	PK	V	39.16	8.67	24.12	60.66	54.64	68.2	13.56
3760.00	41.62	PK	V	31.87	2.52	25.84	50.17	44.15	74.00	29.85
3760.00	39.49	AV	V	31.87	2.52	25.84	48.04	42.02	54.00	11.98
High Channel: 5700 MHz										
5725.00	31.08	PK	V	34.19	3.69	0.00	68.96	62.94	68.20	5.26
11400.00	41.17	PK	V	38.90	6.59	25.50	61.16	55.14	74.00	18.86
11400.00	28.83	AV	V	38.90	6.59	25.50	48.82	42.8	54.00	11.20
17100.00	35.41	PK	V	40.78	8.75	23.85	61.09	55.07	68.2	13.13
3810.00	42.35	PK	V	31.98	2.49	25.80	51.02	45	74.00	29.00
3810.00	40.22	AV	V	31.98	2.49	25.80	48.89	42.87	54.00	11.13

802.11n ht20(4TX was the worst):

Frequency	Receiver		Rx Antenna		Cable loss	Amplifier Gain	Corrected Amplitude	Extrapolation result	Limit	Margin
	Reading	Detector	Polar	Factor						
MHz	dBµV	PK/QP/AV	H/V	dB/m	dB	dB	dBµV/m	dBµV/m	dBµV/m	dB
Low Channel: 5500 MHz										
5470.00	28.46	PK	V	34.05	3.56	0.00	66.07	60.05	68.20	8.15
11000.00	37.22	PK	V	38.50	6.57	25.45	56.84	50.82	74.00	23.18
11000.00	25.32	AV	V	38.50	6.57	25.45	44.94	38.92	54.00	15.08
16500.00	36.42	PK	V	38.20	8.63	24.27	58.98	52.96	68.2	15.24
3710.00	41.23	PK	V	31.76	2.57	25.90	49.66	43.64	74.00	30.36
3710.00	39.10	AV	V	31.76	2.57	25.90	47.53	41.51	54.00	12.49
Middle Channel: 5600 MHz										
11160.00	34.58	PK	V	38.66	6.58	25.47	54.35	48.33	74.00	25.67
11160.00	22.11	AV	V	38.66	6.58	25.47	41.88	35.86	54.00	18.14
16740.00	36.52	PK	V	39.16	8.67	24.12	60.23	54.21	68.2	13.99
3760.00	41.58	PK	V	31.87	2.52	25.84	50.13	44.11	74.00	29.89
3760.00	39.44	AV	V	31.87	2.52	25.84	47.99	41.97	54.00	12.03
High Channel: 5700 MHz										
5725.00	29.97	PK	V	34.19	3.69	0.00	67.85	61.83	68.20	6.37
11400.00	35.81	PK	V	38.90	6.59	25.50	55.80	49.78	74.00	24.22
11400.00	24.15	AV	V	38.90	6.59	25.50	44.14	38.12	54.00	15.88
17100.00	35.30	PK	V	40.78	8.75	23.85	60.98	54.96	68.2	13.24
3810.00	42.32	PK	V	31.98	2.49	25.80	50.99	44.97	74.00	29.03
3810.00	40.25	AV	V	31.98	2.49	25.80	48.92	42.9	54.00	11.10

802.11n ht40(4TX was the worst):

Frequency	Receiver		Rx Antenna		Cable loss	Amplifier Gain	Corrected Amplitude	Extrapolation result	Limit	Margin
	Reading	Detector	Polar	Factor						
MHz	dBµV	PK/QP/AV	H/V	dB/m	dB	dB	dBµV/m	dBµV/m	dBµV/m	dB
Low Channel: 5510 MHz										
5470.00	30.03	PK	V	34.05	3.56	0.00	67.64	61.62	68.20	6.58
11020.00	34.74	PK	V	38.52	6.57	25.45	54.38	48.36	74.00	25.64
11020.00	22.50	AV	V	38.52	6.57	25.45	42.14	36.12	54.00	17.88
16530.00	36.72	PK	V	38.32	8.64	24.25	59.43	53.41	68.2	14.79
3715.00	41.36	PK	V	31.77	2.57	25.89	49.81	43.79	74.00	30.21
3715.00	39.24	AV	V	31.77	2.57	25.89	47.69	41.67	54.00	12.33
Middle Channel: 5590 MHz										
11180.00	34.12	PK	V	38.68	6.58	25.47	53.91	47.89	74.00	26.11
11180.00	22.15	AV	V	38.68	6.58	25.47	41.94	35.92	54.00	18.08
16770.00	35.96	PK	V	39.28	8.68	24.10	59.82	53.8	68.2	14.4
3765.00	41.76	PK	V	31.88	2.52	25.84	50.32	44.3	74.00	29.70
3765.00	39.62	AV	V	31.88	2.52	25.84	48.18	42.16	54.00	11.84
High Channel: 5670 MHz										
5725.00	28.79	PK	V	34.19	3.69	0.00	66.67	60.65	68.20	7.55
11340.00	33.09	PK	V	38.84	6.58	25.49	53.02	47	74.00	27.00
11340.00	20.93	AV	V	38.84	6.58	25.49	40.86	34.84	54.00	19.16
17010.00	34.68	PK	V	40.26	8.72	23.94	59.72	53.7	68.2	14.5
3795.00	42.15	PK	V	31.95	2.49	25.81	50.78	44.76	74.00	29.24
3795.00	40.06	AV	V	31.95	2.49	25.81	48.69	42.67	54.00	11.33

802.11ac vht80(4TX was the worst):

Frequency	Receiver		Rx Antenna		Cable loss	Amplifier Gain	Corrected Amplitude	Extrapolation result	Limit	Margin
	Reading	Detector	Polar	Factor						
MHz	dBµV	PK/QP/AV	H/V	dB/m	dB	dB	dBµV/m	dBµV/m	dBµV/m	dB
Low Channel: 5530 MHz										
5470.00	31.88	PK	V	34.05	3.56	0.00	69.49	63.47	68.20	4.73
11060.00	35.14	PK	V	38.56	6.57	25.46	54.81	48.79	74.00	25.21
11060.00	22.95	AV	V	38.56	6.57	25.46	42.62	36.6	54.00	17.40
16590.00	36.48	PK	V	38.56	8.65	24.21	59.48	53.46	68.2	14.74
High Channel: 5610 MHz										
5725.00	31.62	PK	V	34.19	3.69	0.00	69.50	63.48	68.20	4.72
11220.00	34.38	PK	V	38.72	6.58	25.48	54.20	48.18	74.00	25.82
11220.00	22.23	AV	V	38.72	6.58	25.48	42.05	36.03	54.00	17.97
16830.00	36.52	PK	V	39.52	8.69	24.06	60.67	54.65	68.2	13.55
3775.00	41.42	PK	V	31.91	2.51	25.83	50.01	43.99	74.00	30.01
3775.00	39.31	AV	V	31.91	2.51	25.83	47.90	41.88	54.00	12.12

5725-5850MHz:

802.11a(Chain 0):

Frequency MHz	Receiver		Rx Antenna		Cable loss dB	Amplifier Gain dB	Corrected Amplitude dBµV/m	Extrapolation result dBµV/m	Limit dBµV/m	Margin dB
	Reading dBµV	Detector PK/QP/AV	Polar H/V	Factor dB/m						
Low Channel: 5745MHz										
5725.00	75.28	PK	H	34.19	3.69	0.00	113.16	107.14	122.20	15.06
5720.00	65.36	PK	H	34.19	3.69	0.00	103.24	97.22	110.80	13.58
5700.00	51.88	PK	H	34.18	3.68	0.00	89.74	83.72	105.20	21.48
5650.00	33.42	PK	H	34.16	3.63	0.00	71.21	65.19	68.20	3.01
11490.00	33.19	PK	H	38.99	6.59	25.51	53.26	47.24	74.00	26.76
11490.00	20.94	AV	H	38.99	6.59	25.51	41.01	34.99	54.00	19.01
17235.00	35.49	PK	H	41.56	8.78	23.72	62.11	56.09	68.20	12.11
3830.00	42.56	PK	V	32.03	2.51	25.79	51.31	45.29	74.00	28.71
3830.00	40.41	AV	V	32.03	2.51	25.79	49.16	43.14	54.00	10.86
Middle Channel: 5785 MHz										
11570.00	33.05	PK	V	39.00	6.61	25.46	53.20	47.18	74.00	26.82
11570.00	21.07	AV	V	39.00	6.61	25.46	41.22	35.2	54.00	18.80
17355.00	35.51	PK	V	42.26	8.81	23.60	62.98	56.96	68.20	11.24
3850.00	45.63	PK	V	32.07	2.53	25.78	54.45	48.43	74.00	25.57
3850.00	43.50	AV	V	32.07	2.53	25.78	52.32	46.3	54.00	7.70
High Channel: 5825 MHz										
5850.00	53.47	PK	H	34.24	3.75	0.00	91.46	85.44	122.20	36.76
5855.00	53.20	PK	H	34.24	3.75	0.00	91.19	85.17	110.80	25.63
5875.00	41.25	PK	H	34.25	3.77	0.00	79.27	73.25	105.20	31.95
5925.00	29.43	PK	H	34.27	3.80	0.00	67.50	61.48	68.20	6.72
11650.00	33.61	PK	H	39.00	6.64	25.41	53.84	47.82	74.00	26.18
11650.00	21.35	AV	H	39.00	6.64	25.41	41.58	35.56	54.00	18.44
17475.00	35.16	PK	H	42.96	8.84	23.48	63.48	57.46	68.20	10.74
3880.00	49.45	PK	H	32.14	2.56	25.77	58.38	52.36	74.00	21.64
3880.00	47.32	AV	V	32.14	2.56	25.77	56.25	50.23	54.00	3.77

802.11a(Chain 1):

Frequency	Receiver		Rx Antenna		Cable loss	Amplifier Gain	Corrected Amplitude	Extrapolation result	Limit	Margin
	Reading	Detector	Polar	Factor						
MHz	dBµV	PK/QP/AV	H/V	dB/m	dB	dB	dBµV/m	dBµV/m	dBµV/m	dB
Low Channel: 5745MHz										
5725.00	66.44	PK	H	34.19	3.69	0.00	104.32	98.3	122.20	23.90
5720.00	54.69	PK	H	34.19	3.69	0.00	92.57	86.55	110.80	24.25
5700.00	44.58	PK	H	34.18	3.68	0.00	82.44	76.42	105.20	28.78
5650.00	28.53	PK	H	34.16	3.63	0.00	66.32	60.3	68.20	7.90
11490.00	37.21	PK	H	38.99	6.59	25.51	57.28	51.26	74.00	22.74
11490.00	25.34	AV	H	38.99	6.59	25.51	45.41	39.39	54.00	14.61
17235.00	35.51	PK	H	41.56	8.78	23.72	62.13	56.11	68.20	12.09
3830.00	42.57	PK	V	32.03	2.51	25.79	51.32	45.3	74.00	28.70
3830.00	40.43	AV	V	32.03	2.51	25.79	49.18	43.16	54.00	10.84
Middle Channel: 5785 MHz										
11570.00	37.58	PK	V	39.00	6.61	25.46	57.73	51.71	74.00	22.29
11570.00	25.43	AV	V	39.00	6.61	25.46	45.58	39.56	54.00	14.44
17355.00	35.49	PK	V	42.26	8.81	23.60	62.96	56.94	68.20	11.26
3850.00	45.67	PK	V	32.07	2.53	25.78	54.49	48.47	74.00	25.53
3850.00	43.55	AV	V	32.07	2.53	25.78	52.37	46.35	54.00	7.65
High Channel: 5825 MHz										
5850.00	53.97	PK	H	34.24	3.75	0.00	91.96	85.94	122.20	36.26
5855.00	52.21	PK	H	34.24	3.75	0.00	90.20	84.18	110.80	26.62
5875.00	45.55	PK	H	34.25	3.77	0.00	83.57	77.55	105.20	27.65
5925.00	29.40	PK	H	34.27	3.80	0.00	67.47	61.45	68.20	6.75
11650.00	34.74	PK	H	39.00	6.64	25.41	54.97	48.95	74.00	25.05
11650.00	22.86	AV	H	39.00	6.64	25.41	43.09	37.07	54.00	16.93
17475.00	35.67	PK	H	42.96	8.84	23.48	63.99	57.97	68.20	10.23
3880.00	49.43	PK	V	32.14	2.56	25.77	58.36	52.34	74.00	21.66
3880.00	47.31	AV	V	32.14	2.56	25.77	56.24	50.22	54.00	3.78

802.11a(Chain 2):

Frequency	Receiver		Rx Antenna		Cable loss	Amplifier Gain	Corrected Amplitude	Extrapolation result	Limit	Margin
	Reading	Detector	Polar	Factor						
MHz	dBµV	PK/QP/AV	H/V	dB/m	dB	dB	dBµV/m	dBµV/m	dBµV/m	dB
Low Channel: 5745MHz										
5725.00	72.75	PK	V	34.19	3.69	0.00	110.63	104.61	122.20	17.59
5720.00	62.25	PK	V	34.19	3.69	0.00	100.13	94.11	110.80	16.69
5700.00	53.62	PK	V	34.18	3.68	0.00	91.48	85.46	105.20	19.74
5650.00	33.95	PK	V	34.16	3.63	0.00	71.74	65.72	68.20	2.48
11490.00	37.20	PK	V	38.99	6.59	25.51	57.27	51.25	74.00	22.75
11490.00	24.94	AV	V	38.99	6.59	25.51	45.01	38.99	54.00	15.01
17235.00	35.46	PK	V	41.56	8.78	23.72	62.08	56.06	68.20	12.14
3830.00	42.53	PK	V	32.03	2.51	25.79	51.28	45.26	74.00	28.74
3830.00	40.40	AV	V	32.03	2.51	25.79	49.15	43.13	54.00	10.87
Middle Channel: 5785 MHz										
11570.00	35.52	PK	V	39.00	6.61	25.46	55.67	49.65	74.00	24.35
11570.00	23.35	AV	V	39.00	6.61	25.46	43.50	37.48	54.00	16.52
17355.00	35.59	PK	V	42.26	8.81	23.60	63.06	57.04	68.20	11.16
3850.00	45.63	PK	V	32.07	2.53	25.78	54.45	48.43	74.00	25.57
3850.00	43.49	AV	V	32.07	2.53	25.78	52.31	46.29	54.00	7.71
High Channel: 5825 MHz										
5850.00	59.01	PK	V	34.24	3.75	0.00	97.00	90.98	122.20	31.22
5855.00	55.42	PK	V	34.24	3.75	0.00	93.41	87.39	110.80	23.41
5875.00	50.45	PK	V	34.25	3.77	0.00	88.47	82.45	105.20	22.75
5925.00	33.44	PK	V	34.27	3.80	0.00	71.51	65.49	68.20	2.71
11650.00	33.82	PK	V	39.00	6.64	25.41	54.05	48.03	74.00	25.97
11650.00	21.63	AV	V	39.00	6.64	25.41	41.86	35.84	54.00	18.16
17475.00	35.51	PK	V	42.96	8.84	23.48	63.83	57.81	68.20	10.39
3880.00	49.48	PK	V	32.14	2.56	25.77	58.41	52.39	74.00	21.61
3880.00	47.36	AV	V	32.14	2.56	25.77	56.29	50.27	54.00	3.73

802.11a(Chain 3):

Frequency MHz	Receiver		Rx Antenna		Cable loss dB	Amplifier Gain dB	Corrected Amplitude dBµV/m	Extrapolation result dBµV/m	Limit dBµV/m	Margin dB
	Reading dBµV	Detector PK/QP/AV	Polar H/V	Factor dB/m						
Low Channel: 5745MHz										
5725.00	66.97	PK	V	34.19	3.69	0.00	104.85	98.83	122.20	23.37
5720.00	52.03	PK	V	34.19	3.69	0.00	89.91	83.89	110.80	26.91
5700.00	42.79	PK	V	34.18	3.68	0.00	80.65	74.63	105.20	30.57
5650.00	30.52	PK	V	34.16	3.63	0.00	68.31	62.29	68.20	5.91
11490.00	34.52	PK	V	38.99	6.59	25.51	54.59	48.57	74.00	25.43
11490.00	22.55	AV	V	38.99	6.59	25.51	42.62	36.6	54.00	17.40
17235.00	35.50	PK	V	41.56	8.78	23.72	62.12	56.1	68.20	12.10
3830.00	42.55	PK	V	32.03	2.51	25.79	51.30	45.28	74.00	28.72
3830.00	40.39	AV	V	32.03	2.51	25.79	49.14	43.12	54.00	10.88
Middle Channel: 5785 MHz										
11570.00	35.43	PK	V	39.00	6.61	25.46	55.58	49.56	74.00	24.44
11570.00	23.46	AV	V	39.00	6.61	25.46	43.61	37.59	54.00	16.41
17355.00	35.65	PK	V	42.26	8.81	23.60	63.12	57.1	68.20	11.10
3850.00	45.49	PK	V	32.07	2.53	25.78	54.31	48.29	74.00	25.71
3850.00	43.41	AV	V	32.07	2.53	25.78	52.23	46.21	54.00	7.79
High Channel: 5825 MHz										
5850.00	52.76	PK	V	34.24	3.75	0.00	90.75	84.73	122.20	37.47
5855.00	51.77	PK	V	34.24	3.75	0.00	89.76	83.74	110.80	27.06
5875.00	44.87	PK	V	34.25	3.77	0.00	82.89	76.87	105.20	28.33
5925.00	29.06	PK	V	34.27	3.80	0.00	67.13	61.11	68.20	7.09
11650.00	34.13	PK	V	39.00	6.64	25.41	54.36	48.34	74.00	25.66
11650.00	22.01	AV	V	39.00	6.64	25.41	42.24	36.22	54.00	17.78
17475.00	35.66	PK	V	42.96	8.84	23.48	63.98	57.96	68.20	10.24
3880.00	49.47	PK	V	32.14	2.56	25.77	58.40	52.38	74.00	21.62
3880.00	47.31	AV	V	32.14	2.56	25.77	56.24	50.22	54.00	3.78

802.11n ht20(4TX was the worst):

Frequency	Receiver		Rx Antenna		Cable loss	Amplifier Gain	Corrected Amplitude	Extrapolation result	Limit	Margin
	Reading	Detector	Polar	Factor						
MHz	dBµV	PK/QP/AV	H/V	dB/m	dB	dB	dBµV/m	dBµV/m	dBµV/m	dB
Low Channel: 5745MHz										
5725.00	71.80	PK	V	34.19	3.69	0.00	109.68	103.66	122.20	18.54
5720.00	63.71	PK	V	34.19	3.69	0.00	101.59	95.57	110.80	15.23
5700.00	51.47	PK	V	34.18	3.68	0.00	89.33	83.31	105.20	21.89
5650.00	33.43	PK	V	34.16	3.63	0.00	71.22	65.2	68.20	3.00
11490.00	39.20	PK	V	38.99	6.59	25.51	59.27	53.25	74.00	20.75
11490.00	28.35	AV	V	38.99	6.59	25.51	48.42	42.4	54.00	11.60
17235.00	35.87	PK	V	41.56	8.78	23.72	62.49	56.47	68.20	11.73
3830.00	42.58	PK	V	32.03	2.51	25.79	51.33	45.31	74.00	28.69
3830.00	40.43	AV	V	32.03	2.51	25.79	49.18	43.16	54.00	10.84
Middle Channel: 5785 MHz										
11570.00	33.92	PK	V	39.00	6.61	25.46	54.07	48.05	74.00	25.95
11570.00	21.95	AV	V	39.00	6.61	25.46	42.10	36.08	54.00	17.92
17355.00	35.85	PK	V	42.26	8.81	23.60	63.32	57.3	68.20	10.90
3850.00	45.66	PK	V	32.07	2.53	25.78	54.48	48.46	74.00	25.54
3850.00	43.41	AV	V	32.07	2.53	25.78	52.23	46.21	54.00	7.79
High Channel: 5825 MHz										
5850.00	56.08	PK	V	34.24	3.75	0.00	94.07	88.05	122.20	34.15
5855.00	47.81	PK	V	34.24	3.75	0.00	85.80	79.78	110.80	31.02
5875.00	35.99	PK	V	34.25	3.77	0.00	74.01	67.99	105.20	37.21
5925.00	29.78	PK	V	34.27	3.80	0.00	67.85	61.83	68.20	6.37
11650.00	38.30	PK	V	39.00	6.64	25.41	58.53	52.51	74.00	21.49
11650.00	26.37	AV	V	39.00	6.64	25.41	46.60	40.58	54.00	13.42
17475.00	34.58	PK	V	42.96	8.84	23.48	62.90	56.88	68.20	11.32
3880.00	49.40	PK	V	32.14	2.56	25.77	58.33	52.31	74.00	21.69
3880.00	47.25	AV	V	32.14	2.56	25.77	56.18	50.16	54.00	3.84

802.11n ht40(4TX was the worst):

Frequency	Receiver		Rx Antenna		Cable loss	Amplifier Gain	Corrected Amplitude	Extrapolation result	Limit	Margin
	Reading	Detector	Polar	Factor						
MHz	dBµV	PK/QP/AV	H/V	dB/m	dB	dB	dBµV/m	dBµV/m	dBµV/m	dB
Low Channel: 5755 MHz										
5725.00	60.60	PK	V	34.19	3.69	0.00	98.48	92.46	122.20	29.74
5720.00	59.15	PK	V	34.19	3.69	0.00	97.03	91.01	110.80	19.79
5700.00	48.02	PK	V	34.18	3.68	0.00	85.88	79.86	105.20	25.34
5650.00	34.50	PK	V	34.16	3.63	0.00	72.29	66.27	68.20	1.93
11510.00	33.74	PK	V	39.00	6.59	25.50	53.83	47.81	74.00	26.19
11510.00	21.52	AV	V	39.00	6.59	25.50	41.61	35.59	54.00	18.41
17265.00	34.81	PK	V	41.74	8.79	23.69	61.65	55.63	68.20	12.57
3835.00	42.65	PK	V	32.04	2.52	25.79	51.42	45.4	74.00	28.60
3835.00	40.51	AV	V	32.04	2.52	25.79	49.28	43.26	54.00	10.74
High Channel: 5795 MHz										
5850.00	50.54	PK	V	34.24	3.75	0.00	88.53	82.51	122.20	39.69
5855.00	50.97	PK	V	34.24	3.75	0.00	88.96	82.94	110.80	27.86
5875.00	41.66	PK	V	34.25	3.77	0.00	79.68	73.66	105.20	31.54
5925.00	32.24	PK	V	34.27	3.80	0.00	70.31	64.29	68.20	3.91
11590.00	34.08	PK	V	39.00	6.62	25.45	54.25	48.23	74.00	25.77
11590.00	22.13	AV	V	39.00	6.62	25.45	42.30	36.28	54.00	17.72
17385.00	35.09	PK	V	42.43	8.82	23.57	62.77	56.75	68.20	11.45
3855.00	45.96	PK	V	32.08	2.54	25.78	54.80	48.78	74.00	25.22
3855.00	43.84	AV	V	32.08	2.54	25.78	52.68	46.66	54.00	7.34

802.11ac vht80(4TX was the worst):

Frequency	Receiver		Rx Antenna		Cable loss	Amplifier Gain	Corrected Amplitude	Extrapolation result	Limit	Margin
	Reading	Detector	Polar	Factor						
MHz	dBµV	PK/QP/AV	H/V	dB/m	dB	dB	dBµV/m	dBµV/m	dBµV/m	dB
5775 MHz										
5725.00	45.03	PK	V	34.19	3.69	0.00	82.91	76.89	122.20	45.31
5720.00	44.73	PK	V	34.19	3.69	0.00	82.61	76.59	110.80	34.21
5700.00	44.02	PK	V	34.18	3.68	0.00	81.88	75.86	105.20	29.34
5650.00	33.84	PK	V	34.16	3.63	0.00	71.63	65.61	68.20	2.59
5850.00	45.40	PK	V	34.24	3.75	0.00	83.39	77.37	122.20	44.83
5855.00	44.19	PK	V	34.24	3.75	0.00	82.18	76.16	110.80	34.64
5875.00	42.35	PK	V	34.25	3.77	0.00	80.37	74.35	105.20	30.85
5925.00	33.08	PK	V	34.27	3.80	0.00	71.15	65.13	68.20	3.07
11550.00	33.67	PK	V	39.00	6.61	25.48	53.80	47.78	74.00	26.22
11550.00	21.52	AV	V	39.00	6.61	25.48	41.65	35.63	54.00	18.37
17325.00	34.84	PK	V	42.09	8.80	23.63	62.10	56.08	68.20	12.12
3845.00	43.73	PK	V	32.06	2.53	25.78	52.54	46.52	74.00	27.48
3845.00	41.60	AV	V	32.06	2.53	25.78	50.41	44.39	54.00	9.61

34 dBi Antenna:
5150-5250MHz:
 802.11a(Chain 0):

Frequency	Receiver		Rx Antenna		Cable loss	Amplifier Gain	Corrected Amplitude	Extrapolation result	Limit	Margin
	Reading	Detector	Polar	Factor						
MHz	dBµV	PK/QP/AV	H/V	dB/m	dB	dB	dBµV/m	dBµV/m	dBµV/m	dB
Low Channel: 5180 MHz										
5150.00	28.90	PK	H	33.54	3.56	0.00	66.00	59.98	74.00	14.02
5150.00	17.03	AV	H	33.54	3.56	0.00	54.13	48.11	54.00	5.89
10360.00	36.74	PK	H	38.17	6.29	25.46	55.74	49.72	68.20	18.48
15540.00	35.59	PK	H	38.06	8.85	24.27	58.23	52.21	74.00	21.79
15540.00	24.36	AV	H	38.06	8.85	24.27	47.00	40.98	54.00	13.02
Middle Channel: 5200 MHz										
10400.00	35.57	PK	H	38.18	6.32	25.46	54.61	48.59	68.20	19.61
15600.00	36.72	PK	H	38.00	8.83	24.31	59.24	53.22	74.00	20.78
15600.00	24.52	AV	H	38.00	8.83	24.31	47.04	41.02	54.00	12.98
High Channel: 5240 MHz										
5350.00	27.40	PK	H	33.86	3.52	0.00	64.78	58.76	74.00	15.24
5350.00	15.07	AV	H	33.86	3.52	0.00	52.45	46.43	54.00	7.57
10480.00	35.92	PK	H	38.20	6.37	25.47	55.02	49	68.20	19.20
15720.00	35.85	PK	H	37.88	8.79	24.39	58.13	52.11	74.00	21.89
15720.00	24.96	AV	H	37.88	8.79	24.39	47.24	41.22	54.00	12.78

802.11a(Chain 1):

Frequency	Receiver		Rx Antenna		Cable loss	Amplifier Gain	Corrected Amplitude	Extrapolation result	Limit	Margin
	Reading	Detector	Polar	Factor						
MHz	dBµV	PK/QP/AV	H/V	dB/m	dB	dB	dBµV/m	dBµV/m	dBµV/m	dB
Low Channel: 5180 MHz										
5150.00	28.07	PK	H	33.54	3.56	0.00	65.17	59.15	74.00	14.85
5150.00	16.16	AV	H	33.54	3.56	0.00	53.26	47.24	54.00	6.76
10360.00	38.09	PK	H	38.17	6.29	25.46	57.09	51.07	68.20	17.13
15540.00	36.40	PK	H	38.06	8.85	24.27	59.04	53.02	74.00	20.98
15540.00	24.63	AV	H	38.06	8.85	24.27	47.27	41.25	54.00	12.75
Middle Channel: 5200 MHz										
10400.00	36.88	PK	H	38.18	6.32	25.46	55.92	49.9	68.20	18.30
15600.00	36.65	PK	H	38.00	8.83	24.31	59.17	53.15	74.00	20.85
15600.00	24.23	AV	H	38.00	8.83	24.31	46.75	40.73	54.00	13.27
High Channel: 5240 MHz										
5350.00	27.69	PK	H	33.86	3.52	0.00	65.07	59.05	74.00	14.95
5350.00	15.04	AV	H	33.86	3.52	0.00	52.42	46.4	54.00	7.60
10480.00	37.84	PK	H	38.20	6.37	25.47	56.94	50.92	68.20	17.28
15720.00	35.89	PK	H	37.88	8.79	24.39	58.17	52.15	74.00	21.85
15720.00	24.39	AV	H	37.88	8.79	24.39	46.67	40.65	54.00	13.35

802.11a(Chain 2):

Frequency	Receiver		Rx Antenna		Cable loss	Amplifier Gain	Corrected Amplitude	Extrapolation result	Limit	Margin
	Reading	Detector	Polar	Factor						
MHz	dBµV	PK/QP/AV	H/V	dB/m	dB	dB	dBµV/m	dBµV/m	dBµV/m	dB
Low Channel: 5180 MHz										
5150.00	27.71	PK	H	33.54	3.56	0.00	64.81	58.79	74.00	15.21
5150.00	16.16	AV	H	33.54	3.56	0.00	53.26	47.24	54.00	6.76
10360.00	36.74	PK	H	38.17	6.29	25.46	55.74	49.72	68.20	18.48
15540.00	35.67	PK	H	38.06	8.85	24.27	58.31	52.29	74.00	21.71
15540.00	24.97	AV	H	38.06	8.85	24.27	47.61	41.59	54.00	12.41
Middle Channel: 5200 MHz										
10400.00	35.99	PK	H	38.18	6.32	25.46	55.03	49.01	68.20	19.19
15600.00	36.28	PK	H	38.00	8.83	24.31	58.80	52.78	74.00	21.22
15600.00	24.52	AV	H	38.00	8.83	24.31	47.04	41.02	54.00	12.98
High Channel: 5240 MHz										
5350.00	27.31	PK	H	33.86	3.52	0.00	64.69	58.67	74.00	15.33
5350.00	15.14	AV	H	33.86	3.52	0.00	52.52	46.5	54.00	7.50
10480.00	36.39	PK	H	38.20	6.37	25.47	55.49	49.47	68.20	18.73
15720.00	35.91	PK	H	37.88	8.79	24.39	58.19	52.17	74.00	21.83
15720.00	24.69	AV	H	37.88	8.79	24.39	46.97	40.95	54.00	13.05

802.11a(Chain 3):

Frequency	Receiver		Rx Antenna		Cable loss	Amplifier Gain	Corrected Amplitude	Extrapolation result	Limit	Margin
	Reading	Detector	Polar	Factor						
MHz	dBµV	PK/QP/AV	H/V	dB/m	dB	dB	dBµV/m	dBµV/m	dBµV/m	dB
Low Channel: 5180 MHz										
5150.00	29.21	PK	H	33.54	3.56	0.00	66.31	60.29	74.00	13.71
5150.00	17.39	AV	H	33.54	3.56	0.00	54.49	48.47	54.00	5.53
10360.00	34.84	PK	H	38.17	6.29	25.46	53.84	47.82	68.20	20.38
15540.00	36.04	PK	H	38.06	8.85	24.27	58.68	52.66	74.00	21.34
15540.00	24.75	AV	H	38.06	8.85	24.27	47.39	41.37	54.00	12.63
Middle Channel: 5200 MHz										
10400.00	35.09	PK	H	38.18	6.32	25.46	54.13	48.11	68.20	20.09
15600.00	35.60	PK	H	38.00	8.83	24.31	58.12	52.1	74.00	21.90
15600.00	23.01	AV	H	38.00	8.83	24.31	45.53	39.514	54.00	14.49
High Channel: 5240 MHz										
5350.00	28.14	PK	H	33.86	3.52	0.00	65.52	59.5	74.00	14.50
5350.00	15.06	AV	H	33.86	3.52	0.00	52.44	46.42	54.00	7.58
10480.00	35.90	PK	H	38.20	6.37	25.47	55.00	48.98	68.20	19.22
15720.00	36.08	PK	H	37.88	8.79	24.39	58.36	52.34	74.00	21.66
15720.00	24.96	AV	H	37.88	8.79	24.39	47.24	41.22	54.00	12.78

802.11n ht20(4TX was the worst):

Frequency	Receiver		Rx Antenna		Cable loss	Amplifier Gain	Corrected Amplitude	Extrapolation result	Limit	Margin
	Reading	Detector	Polar	Factor						
MHz	dBµV	PK/QP/AV	H/V	dB/m	dB	dB	dBµV/m	dBµV/m	dBµV/m	dB
Low Channel: 5180 MHz										
5150.00	28.15	PK	H	33.54	3.56	0.00	65.25	59.23	74.00	14.77
5150.00	15.90	AV	H	33.54	3.56	0.00	53.00	46.98	54.00	7.02
10360.00	35.09	PK	H	38.17	6.29	25.46	54.09	48.07	68.20	20.13
15540.00	35.60	PK	H	38.06	8.85	24.27	58.24	52.22	74.00	21.78
15540.00	24.95	AV	H	38.06	8.85	24.27	47.59	41.57	54.00	12.43
Middle Channel: 5200 MHz										
10400.00	35.96	PK	H	38.18	6.32	25.46	55.00	48.98	68.20	19.22
15600.00	35.63	PK	H	38.00	8.83	24.31	58.15	52.13	74.00	21.87
15600.00	23.41	AV	H	38.00	8.83	24.31	45.93	39.91	54.00	14.09
High Channel: 5240 MHz										
5350.00	28.25	PK	H	33.86	3.52	0.00	65.63	59.61	74.00	14.39
5350.00	15.06	AV	H	33.86	3.52	0.00	52.44	46.42	54.00	7.58
10480.00	36.01	PK	H	38.20	6.37	25.47	55.11	49.09	68.20	19.11
15720.00	36.04	PK	H	37.88	8.79	24.39	58.32	52.3	74.00	21.70
15720.00	23.24	AV	H	37.88	8.79	24.39	45.52	39.5	54.00	14.50

802.11n ht40(4TX was the worst):

Frequency	Receiver		Rx Antenna		Cable loss	Amplifier Gain	Corrected Amplitude	Extrapolation result	Limit	Margin
	Reading	Detector	Polar	Factor						
MHz	dBµV	PK/QP/AV	H/V	dB/m	dB	dB	dBµV/m	dBµV/m	dBµV/m	dB
Low Channel: 5190 MHz										
5150.00	30.45	PK	H	33.54	3.56	0.00	67.55	61.53	74.00	12.47
5150.00	18.58	AV	H	33.54	3.56	0.00	55.68	49.66	54.00	4.34
10380.00	35.10	PK	H	38.18	6.31	25.46	54.13	48.11	68.20	20.09
15570.00	36.41	PK	H	38.03	8.84	24.29	58.99	52.97	74.00	21.03
15570.00	24.02	AV	H	38.03	8.84	24.29	46.60	40.58	54.00	13.42
High Channel: 5230 MHz										
5350.00	28.03	PK	H	33.86	3.52	0.00	65.41	59.39	74.00	14.61
5350.00	15.72	AV	H	33.86	3.52	0.00	53.10	47.08	54.00	6.92
10460.00	35.36	PK	H	38.19	6.36	25.47	54.44	48.42	68.20	19.78
15690.00	36.20	PK	H	37.91	8.80	24.37	58.54	52.52	74.00	21.48
15690.00	24.20	AV	H	37.91	8.80	24.37	46.54	40.52	54.00	13.48

802.11ac vht80(4TX was the worst):

Frequency	Receiver		Rx Antenna		Cable loss	Amplifier Gain	Corrected Amplitude	Extrapolation result	Limit	Margin
	Reading	Detector	Polar	Factor						
MHz	dBµV	PK/QP/AV	H/V	dB/m	dB	dB	dBµV/m	dBµV/m	dBµV/m	dB
Low Channel: 5210 MHz										
5150.00	32.40	PK	H	33.54	3.56	0.00	69.50	63.48	74.00	10.52
5150.00	20.46	AV	H	33.54	3.56	0.00	57.56	51.54	54.00	2.46
5350.00	27.36	PK	H	33.86	3.52	0.00	64.74	58.72	74.00	15.28
5350.00	15.48	AV	H	33.86	3.52	0.00	52.86	46.84	54.00	7.16
10420.00	35.08	PK	H	38.18	6.33	25.47	54.12	48.1	68.20	20.10
15630.00	36.41	PK	H	37.97	8.82	24.33	58.87	52.85	74.00	21.15
15630.00	23.59	AV	H	37.97	8.82	24.33	46.05	40.03	54.00	13.97

5725-5850MHz:

802.11a(Chain 0):

Frequency MHz	Receiver		Rx Antenna		Cable loss dB	Amplifier Gain dB	Corrected Amplitude dBµV/m	Extrapolation result dBµV/m	Limit dBµV/m	Margin dB
	Reading dBµV	Detector PK/QP/AV	Polar H/V	Factor dB/m						
Low Channel: 5745MHz										
5725.00	53.45	PK	H	34.19	3.69	0.00	91.33	85.31	122.20	36.89
5720.00	44.41	PK	H	34.19	3.69	0.00	82.29	76.27	110.80	34.53
5700.00	30.01	PK	H	34.18	3.68	0.00	67.87	61.85	105.20	43.35
5650.00	28.79	PK	H	34.16	3.63	0.00	66.58	60.56	68.20	7.64
11490.00	40.79	PK	H	38.99	6.59	25.51	60.86	54.84	74.00	19.16
11490.00	28.78	AV	H	38.99	6.59	25.51	48.85	42.83	54.00	11.17
17235.00	36.81	PK	H	41.56	8.78	23.72	63.43	57.41	68.20	10.79
3830.00	42.83	PK	H	32.03	2.51	25.79	51.58	45.56	74.00	28.44
3830.00	40.71	AV	H	32.03	2.51	25.79	49.46	43.44	54.00	10.56
Middle Channel: 5785 MHz										
11570.00	43.12	PK	H	39.00	6.61	25.46	63.27	57.25	74.00	16.75
11570.00	31.02	AV	H	39.00	6.61	25.46	51.17	45.15	54.00	8.85
17355.00	36.48	PK	H	42.26	8.81	23.60	63.95	57.93	68.20	10.27
3850.00	45.87	PK	H	32.07	2.53	25.78	54.69	48.67	74.00	25.33
3850.00	43.73	AV	H	32.07	2.53	25.78	52.55	46.53	54.00	7.47
High Channel: 5825 MHz										
5850.00	47.25	PK	H	34.24	3.75	0.00	85.24	79.22	122.20	42.98
5855.00	44.40	PK	H	34.24	3.75	0.00	82.39	76.37	110.80	34.43
5875.00	32.52	PK	H	34.25	3.77	0.00	70.54	64.52	105.20	40.68
5925.00	28.39	PK	H	34.27	3.80	0.00	66.46	60.44	68.20	7.76
11650.00	38.78	PK	H	39.00	6.64	25.41	59.01	52.99	74.00	21.01
11650.00	26.54	AV	H	39.00	6.64	25.41	46.77	40.75	54.00	13.25
17475.00	36.85	PK	H	42.96	8.84	23.48	65.17	59.15	68.20	9.05
3880.00	49.52	PK	H	32.14	2.56	25.77	58.45	52.43	74.00	21.57
3880.00	47.40	AV	H	32.14	2.56	25.77	56.33	50.31	54.00	3.69

802.11a(Chain 1):

Frequency	Receiver		Rx Antenna		Cable loss	Amplifier Gain	Corrected Amplitude	Extrapolation result	Limit	Margin
	Reading	Detector	Polar	Factor						
MHz	dBµV	PK/QP/AV	H/V	dB/m	dB	dB	dBµV/m	dBµV/m	dBµV/m	dB
Low Channel: 5745MHz										
5725.00	29.13	PK	H	34.19	3.69	0.00	67.01	60.99	122.20	61.21
5720.00	27.60	PK	H	34.19	3.69	0.00	65.48	59.46	110.80	51.34
5700.00	27.23	PK	H	34.18	3.68	0.00	65.09	59.07	105.20	46.13
5650.00	27.00	PK	H	34.16	3.63	0.00	64.79	58.77	68.20	9.43
11490.00	39.25	PK	H	38.99	6.59	25.51	59.32	53.3	74.00	20.70
11490.00	26.45	AV	H	38.99	6.59	25.51	46.52	40.5	54.00	13.50
17235.00	36.12	PK	H	41.56	8.78	23.72	62.74	56.72	68.20	11.48
3830.00	42.86	PK	H	32.03	2.51	25.79	51.61	45.59	74.00	28.41
3830.00	40.72	AV	H	32.03	2.51	25.79	49.47	43.45	54.00	10.55
Middle Channel: 5785 MHz										
11570.00	39.05	PK	H	39.00	6.61	25.46	59.20	53.18	74.00	20.82
11570.00	26.85	AV	H	39.00	6.61	25.46	47.00	40.98	54.00	13.02
17355.00	36.20	PK	H	42.26	8.81	23.60	63.67	57.65	68.20	10.55
3850.00	45.86	PK	H	32.07	2.53	25.78	54.68	48.66	74.00	25.34
3850.00	43.71	AV	H	32.07	2.53	25.78	52.53	46.51	54.00	7.49
High Channel: 5825 MHz										
5850.00	28.48	PK	H	34.24	3.75	0.00	66.47	60.45	122.20	61.75
5855.00	28.04	PK	H	34.24	3.75	0.00	66.03	60.01	110.80	50.79
5875.00	27.89	PK	H	34.25	3.77	0.00	65.91	59.89	105.20	45.31
5925.00	27.54	PK	H	34.27	3.80	0.00	65.61	59.59	68.20	8.61
11650.00	38.78	PK	H	39.00	6.64	25.41	59.01	52.99	74.00	21.01
11650.00	26.45	AV	H	39.00	6.64	25.41	46.68	40.66	54.00	13.34
17475.00	36.03	PK	H	42.96	8.84	23.48	64.35	58.33	68.20	9.87
3880.00	49.56	PK	H	32.14	2.56	25.77	58.49	52.47	74.00	21.53
3880.00	47.42	AV	H	32.14	2.56	25.77	56.35	50.33	54.00	3.67

802.11a(Chain 2):

Frequency	Receiver		Rx Antenna		Cable loss	Amplifier Gain	Corrected Amplitude	Extrapolation result	Limit	Margin
	Reading	Detector	Polar	Factor						
MHz	dBµV	PK/QP/AV	H/V	dB/m	dB	dB	dBµV/m	dBµV/m	dBµV/m	dB
Low Channel: 5745MHz										
5725.00	28.54	PK	H	34.19	3.69	0.00	66.42	60.4	122.20	61.80
5720.00	27.73	PK	H	34.19	3.69	0.00	65.61	59.59	110.80	51.21
5700.00	27.58	PK	H	34.18	3.68	0.00	65.44	59.42	105.20	45.78
5650.00	27.12	PK	H	34.16	3.63	0.00	64.91	58.89	68.20	9.31
11490.00	38.54	PK	H	38.99	6.59	25.51	58.61	52.59	74.00	21.41
11490.00	26.41	AV	H	38.99	6.59	25.51	46.48	40.46	54.00	13.54
17235.00	36.02	PK	H	41.56	8.78	23.72	62.64	56.62	68.20	11.58
3830.00	42.81	PK	H	32.03	2.51	25.79	51.56	45.54	74.00	28.46
3830.00	40.68	AV	H	32.03	2.51	25.79	49.43	43.41	54.00	10.59
Middle Channel: 5785 MHz										
11570.00	38.77	PK	H	39.00	6.61	25.46	58.92	52.9	74.00	21.10
11570.00	26.54	AV	H	39.00	6.61	25.46	46.69	40.67	54.00	13.33
17355.00	36.85	PK	H	42.26	8.81	23.60	64.32	58.3	68.20	9.90
3850.00	45.83	PK	H	32.07	2.53	25.78	54.65	48.63	74.00	25.37
3850.00	43.69	AV	H	32.07	2.53	25.78	52.51	46.49	54.00	7.51
High Channel: 5825 MHz										
5850.00	28.13	PK	H	34.24	3.75	0.00	66.12	60.1	122.20	62.10
5855.00	27.89	PK	H	34.24	3.75	0.00	65.88	59.86	110.80	50.94
5875.00	27.54	PK	H	34.25	3.77	0.00	65.56	59.54	105.20	45.66
5925.00	27.31	PK	H	34.27	3.80	0.00	65.38	59.36	68.20	8.84
11650.00	38.50	PK	H	39.00	6.64	25.41	58.73	52.71	74.00	21.29
11650.00	26.12	AV	H	39.00	6.64	25.41	46.35	40.33	54.00	13.67
17475.00	35.89	PK	H	42.96	8.84	23.48	64.21	58.19	68.20	10.01
3880.00	49.54	PK	H	32.14	2.56	25.77	58.47	52.45	74.00	21.55
3880.00	47.41	AV	H	32.14	2.56	25.77	56.34	50.32	54.00	3.68

802.11a(Chain 3):

Frequency	Receiver		Rx Antenna		Cable loss	Amplifier Gain	Corrected Amplitude	Extrapolation result	Limit	Margin
	Reading	Detector	Polar	Factor						
MHz	dBµV	PK/QP/AV	H/V	dB/m	dB	dB	dBµV/m	dBµV/m	dBµV/m	dB
Low Channel: 5745MHz										
5725.00	34.83	PK	H	34.19	3.69	0.00	72.71	66.69	122.20	55.51
5720.00	29.94	PK	H	34.19	3.69	0.00	67.82	61.8	110.80	49.00
5700.00	27.30	PK	H	34.18	3.68	0.00	65.16	59.14	105.20	46.06
5650.00	26.48	PK	H	34.16	3.63	0.00	64.27	58.25	68.20	9.95
11490.00	48.34	PK	H	38.99	6.59	25.51	68.41	62.39	74.00	11.61
11490.00	36.20	AV	H	38.99	6.59	25.51	56.27	50.25	54.00	3.75
17235.00	36.25	PK	H	41.56	8.78	23.72	62.87	56.85	68.20	11.35
3830.00	42.87	PK	H	32.03	2.51	25.79	51.62	45.6	74.00	28.40
3830.00	40.76	AV	H	32.03	2.51	25.79	49.51	43.49	54.00	10.51
Middle Channel: 5785 MHz										
11570.00	45.12	PK	H	39.00	6.61	25.46	65.27	59.25	74.00	14.75
11570.00	31.37	AV	H	39.00	6.61	25.46	51.52	45.5	54.00	8.50
17355.00	36.00	PK	H	42.26	8.81	23.60	63.47	57.45	68.20	10.75
3850.00	45.85	PK	H	32.07	2.53	25.78	54.67	48.65	74.00	25.35
3850.00	43.73	AV	H	32.07	2.53	25.78	52.55	46.53	54.00	7.47
High Channel: 5825 MHz										
5850.00	28.82	PK	H	34.24	3.75	0.00	66.81	60.79	122.20	61.41
5855.00	28.41	PK	H	34.24	3.75	0.00	66.40	60.38	110.80	50.42
5875.00	27.58	PK	H	34.25	3.77	0.00	65.60	59.58	105.20	45.62
5925.00	27.12	PK	H	34.27	3.80	0.00	65.19	59.17	68.20	9.03
11650.00	38.98	PK	H	39.00	6.64	25.41	59.21	53.19	74.00	20.81
11650.00	26.58	AV	H	39.00	6.64	25.41	46.81	40.79	54.00	13.21
17475.00	36.25	PK	H	42.96	8.84	23.48	64.57	58.55	68.20	9.65
3880.00	49.53	PK	H	32.14	2.56	25.77	58.46	52.44	74.00	21.56
3880.00	47.41	AV	H	32.14	2.56	25.77	56.34	50.32	54.00	3.68

802.11n ht20(4TX was the worst):

Frequency MHz	Receiver		Rx Antenna		Cable loss dB	Amplifier Gain dB	Corrected Amplitude dBµV/m	Extrapolation result dBµV/m	Limit dBµV/m	Margin dB
	Reading dBµV	Detector PK/QP/AV	Polar H/V	Factor dB/m						
Low Channel: 5745MHz										
5725.00	29.72	PK	H	34.19	3.69	0.00	67.60	61.58	122.20	60.62
5720.00	27.69	PK	H	34.19	3.69	0.00	65.57	59.55	110.80	51.25
5700.00	27.17	PK	H	34.18	3.68	0.00	65.03	59.01	105.20	46.19
5650.00	27.33	PK	H	34.16	3.63	0.00	65.12	59.1	68.20	9.10
11490.00	41.04	PK	H	38.99	6.59	25.51	61.11	55.09	74.00	18.91
11490.00	28.45	AV	H	38.99	6.59	25.51	48.52	42.5	54.00	11.50
17235.00	35.51	PK	H	41.56	8.78	23.72	62.13	56.11	68.20	12.09
3830.00	42.83	PK	H	32.03	2.51	25.79	51.58	45.56	74.00	28.44
3830.00	40.70	AV	H	32.03	2.51	25.79	49.45	43.43	54.00	10.57
Middle Channel: 5785 MHz										
11570.00	38.58	PK	H	39.00	6.61	25.46	58.73	52.71	74.00	21.29
11570.00	23.54	AV	H	39.00	6.61	25.46	43.69	37.67	54.00	16.33
17355.00	36.52	PK	H	42.26	8.81	23.60	63.99	57.97	68.20	10.23
3850.00	45.86	PK	H	32.07	2.53	25.78	54.68	48.66	74.00	25.34
3850.00	43.73	AV	H	32.07	2.53	25.78	52.55	46.53	54.00	7.47
High Channel: 5825 MHz										
5850.00	28.93	PK	H	34.24	3.75	0.00	66.92	60.9	122.20	61.30
5855.00	27.85	PK	H	34.24	3.75	0.00	65.84	59.82	110.80	50.98
5875.00	27.41	PK	H	34.25	3.77	0.00	65.43	59.41	105.20	45.79
5925.00	26.41	PK	H	34.27	3.80	0.00	64.48	58.46	68.20	9.74
11650.00	38.52	PK	H	39.00	6.64	25.41	58.75	52.73	74.00	21.27
11650.00	26.25	AV	H	39.00	6.64	25.41	46.48	40.46	54.00	13.54
17475.00	36.52	PK	H	42.96	8.84	23.48	64.84	58.82	68.20	9.38
3880.00	49.57	PK	H	32.14	2.56	25.77	58.50	52.48	74.00	21.52
3880.00	47.45	AV	H	32.14	2.56	25.77	56.38	50.36	54.00	3.64

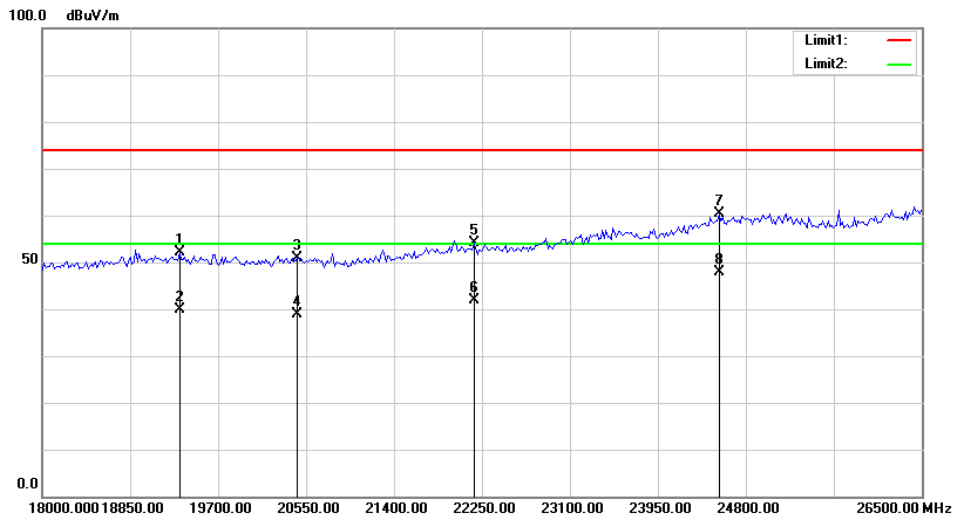
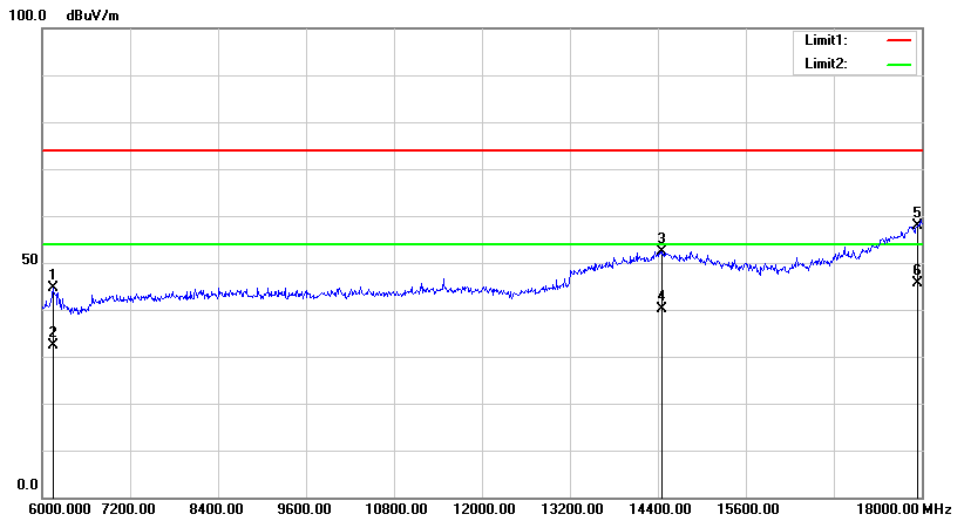
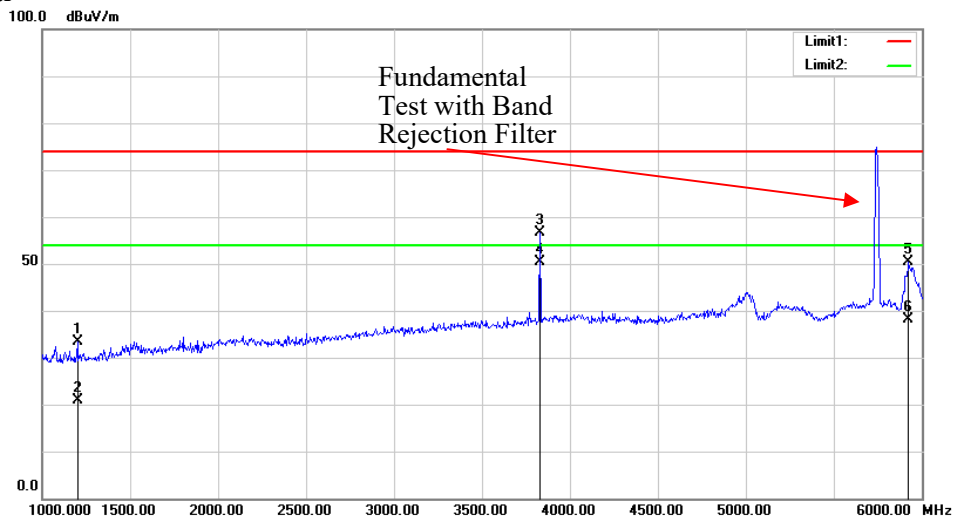
802.11n ht40(4TX was the worst):

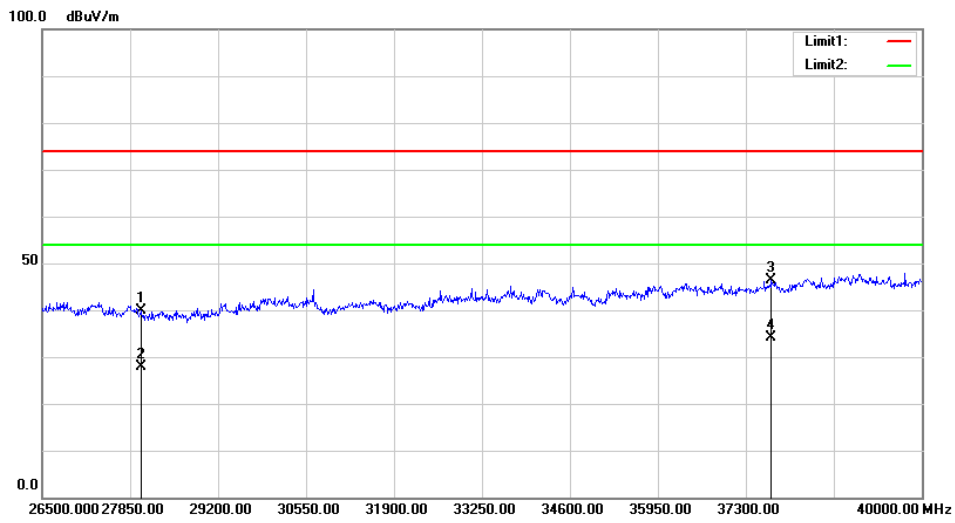
Frequency	Receiver		Rx Antenna		Cable loss	Amplifier Gain	Corrected Amplitude	Extrapolation result	Limit	Margin
	Reading	Detector	Polar	Factor						
MHz	dBµV	PK/QP/AV	H/V	dB/m	dB	dB	dBµV/m	dBµV/m	dBµV/m	dB
Low Channel: 5755 MHz										
5725.00	35.48	PK	H	34.19	3.69	0.00	73.36	67.34	122.20	54.86
5720.00	32.45	PK	H	34.19	3.69	0.00	70.33	64.31	110.80	46.49
5700.00	28.13	PK	H	34.18	3.68	0.00	65.99	59.97	105.20	45.23
5650.00	27.35	PK	H	34.16	3.63	0.00	65.14	59.12	68.20	9.08
11510.00	39.93	PK	H	39.00	6.59	25.50	60.02	54	74.00	20.00
11510.00	27.54	AV	H	39.00	6.59	25.50	47.63	41.61	54.00	12.39
17265.00	35.62	PK	H	41.74	8.79	23.69	62.46	56.44	68.20	11.76
3835.00	43.06	PK	H	32.04	2.52	25.79	51.83	45.81	74.00	28.19
3835.00	40.96	AV	H	32.04	2.52	25.79	49.73	43.71	54.00	10.29
High Channel: 5795 MHz										
5850.00	28.50	PK	H	34.24	3.75	0.00	66.49	60.47	122.20	61.73
5855.00	27.54	PK	H	34.24	3.75	0.00	65.53	59.51	110.80	51.29
5875.00	27.45	PK	H	34.25	3.77	0.00	65.47	59.45	105.20	45.75
5925.00	27.32	PK	H	34.27	3.80	0.00	65.39	59.37	68.20	8.83
11590.00	36.24	PK	H	39.00	6.62	25.45	56.41	50.39	74.00	23.61
11590.00	24.52	AV	H	39.00	6.62	25.45	44.69	38.67	54.00	15.33
17385.00	36.52	PK	H	42.43	8.82	23.57	64.20	58.18	68.20	10.02
3855.00	45.99	PK	H	32.08	2.54	25.78	54.83	48.81	74.00	25.19
3855.00	43.83	AV	H	32.08	2.54	25.78	52.67	46.65	54.00	7.35

802.11ac vht80(4TX was the worst):

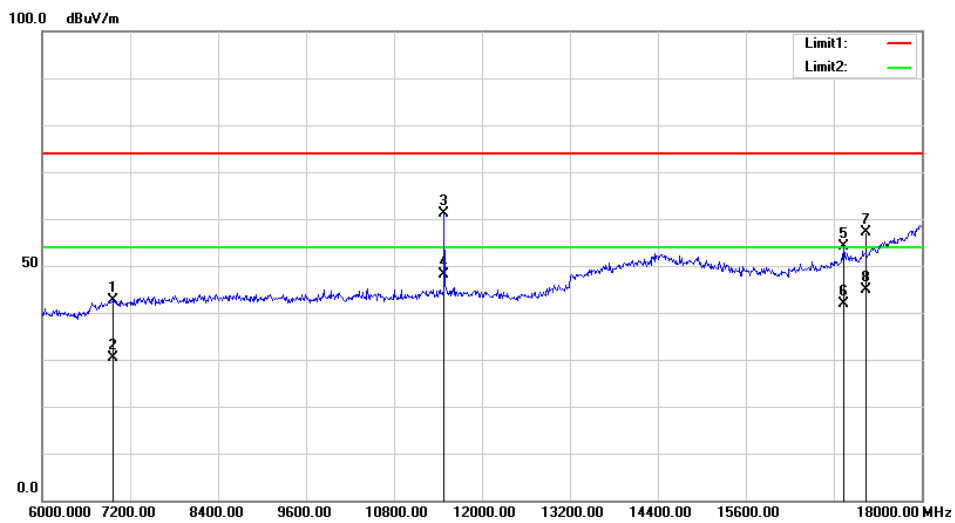
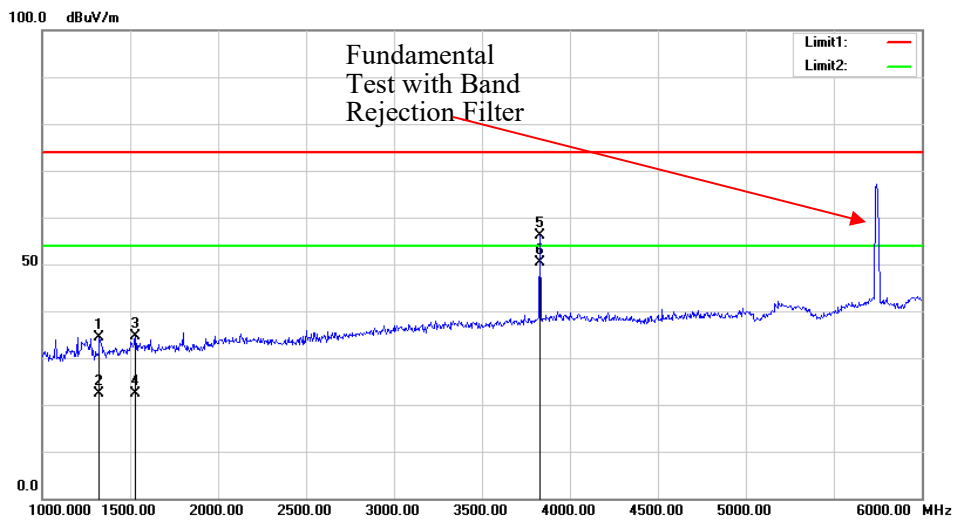
Frequency	Receiver		Rx Antenna		Cable loss	Amplifier Gain	Corrected Amplitude	Extrapolation result	Limit	Margin
	Reading	Detector	Polar	Factor						
MHz	dBµV	PK/QP/AV	H/V	dB/m	dB	dB	dBµV/m	dBµV/m	dBµV/m	dB
5775 MHz										
5725.00	36.45	PK	H	34.19	3.69	0.00	74.33	68.31	122.20	53.89
5720.00	36.41	PK	H	34.19	3.69	0.00	74.29	68.27	110.80	42.53
5700.00	35.62	PK	H	34.18	3.68	0.00	73.48	67.46	105.20	37.74
5650.00	28.88	PK	H	34.16	3.63	0.00	66.67	60.65	68.20	7.55
5850.00	38.72	PK	H	34.24	3.75	0.00	76.71	70.69	122.20	51.51
5855.00	36.78	PK	H	34.24	3.75	0.00	74.77	68.75	110.80	42.05
5875.00	35.21	PK	H	34.25	3.77	0.00	73.23	67.21	105.20	37.99
5925.00	28.14	PK	H	34.27	3.80	0.00	66.21	60.19	68.20	8.01
11550.00	35.63	PK	H	39.00	6.61	25.48	55.76	49.74	74.00	24.26
11550.00	23.52	AV	H	39.00	6.61	25.48	43.65	37.63	54.00	16.37
17325.00	35.25	PK	H	42.09	8.80	23.63	62.51	56.49	68.20	11.71
3845.00	45.39	PK	H	32.06	2.53	25.78	54.20	48.18	74.00	25.82
3845.00	43.25	AV	H	32.06	2.53	25.78	52.06	46.04	54.00	7.96

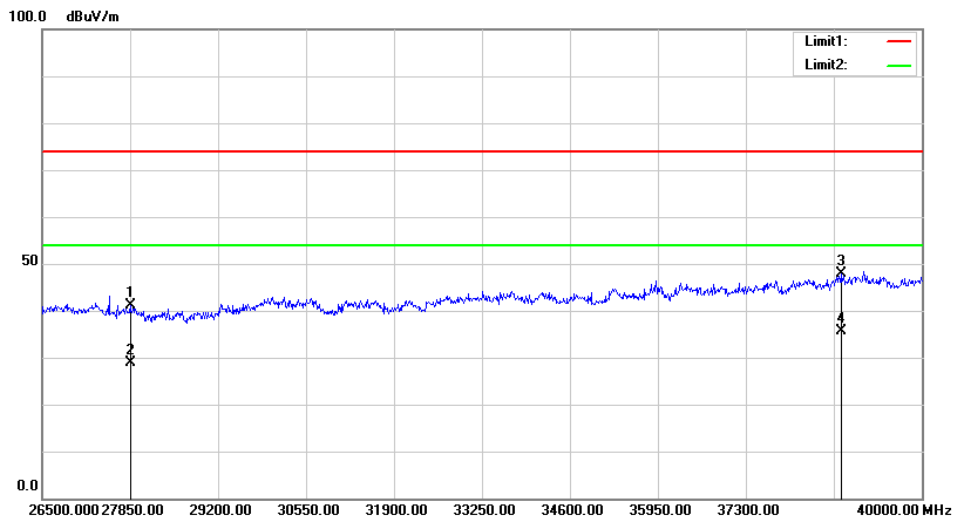
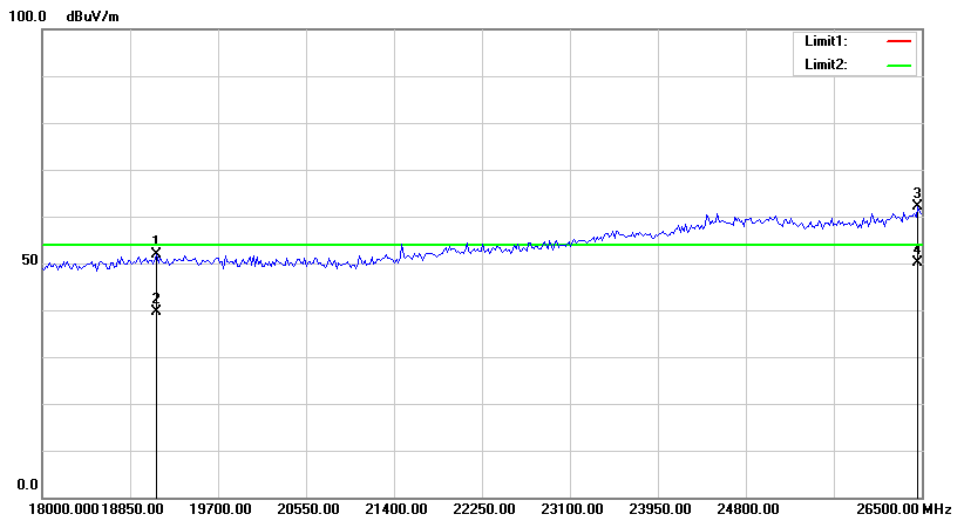
Test Plots(For worst mode, 802.11n ht20 MIMO mode 5745MHz)
13dBi
Horizontal





Vertical





FCC §15.407(a)(e) & RSS-247 CLAUSE 6.2, RSS-Gen CLAUSE 6.7– EMISSION BANDWIDTH AND OCCUPIED BANDWIDTH

Applicable Standard

15.407(a) (e), RSS-247 Clause 6.2 and RSS-Gen Clause 6.7

Test Equipment List and Details

Manufacturer	Description	Model	Serial Number	Calibration Date	Calibration Due Date
R&S	Spectrum Analyzer	FSU 26	200256	2020-07-07	2021-07-07
R&S	Spectrum Analyzer	FSP 38	100478	2020-07-07	2021-07-07
yzjingcheng	Coaxial Cable	KTRFBU-141-50	41010013	Each Time	/
E-Microwave	Blocking Control	EMDCB-00036	0E0120104 8	Each Time	/

* **Statement of Traceability:** Bay Area Compliance Laboratories Corp. (Dongguan) attests that all calibrations have been performed, traceable to National Primary Standards and International System of Units (SI).

Test Procedure

According to KDB 789033 D02 General UNII Test Procedures New Rules v02r01

Test Data

Environmental Conditions

Temperature:	25.4 ~ 27.1°C
Relative Humidity:	30 ~ 49 %
ATM Pressure:	100.7 ~ 101.9 kPa
Tester:	Chris Mo
Test Date:	2020-10-21~2020-10-23

Test Result: Pass. Please refer to the following tables and plots.

Test mode: Transmitting (Test only performed at chain 0 at maximum power level setting)

5150-5250 MHz:

Mode	Frequency (MHz)	26 dB Emission Bandwidth (MHz)	99% Occupied Bandwidth (MHz)
802.11 a	5180	19.840	16.560
	5200	29.120	16.960
	5240	27.440	16.960
802.11n ht20	5180	23.520	18.080
	5200	26.160	18.240
	5240	26.160	18.320
802.11n ht40	5190	42.240	36.480
	5230	60.320	36.960
802.11ac vht80	5210	88.000	76.800

5250-5350MHz:

Mode	Frequency (MHz)	26 dB Emission Bandwidth (MHz)	99% Occupied Bandwidth (MHz)
802.11 a	5260	20.240	16.560
	5280	20.000	16.560
	5320	20.000	16.560
802.11n ht20	5260	23.360	18.080
	5280	23.120	18.000
	5320	23.040	18.080
802.11n ht40	5270	41.600	36.480
	5310	42.560	36.640
802.11ac vht80	5290	88.000	76.800

5470-5725 MHz:

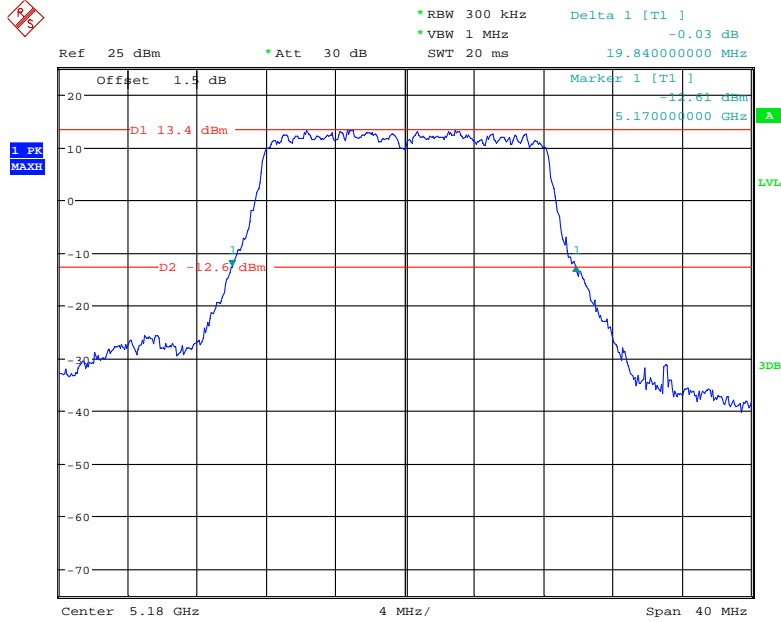
Mode	Frequency (MHz)	26 dB Emission Bandwidth (MHz)	99% Occupied Bandwidth (MHz)
802.11 a	5500	20.240	16.640
	5580	20.000	16.560
	5700	20.000	16.560
	5720	20.320	16.640
802.11n ht20	5500	23.520	18.160
	5580	23.440	18.080
	5700	23.440	18.080
	5720	23.840	18.080
802.11n ht40	5510	41.920	37.120
	5550	42.560	37.120
	5670	42.400	37.280
	5710	43.040	37.280
802.11ac vht80	5530	88.000	76.480
	5610	87.360	76.480
	5690	87.680	76.800

5725-5850 MHz:

Mode	Frequency (MHz)	6 dB Emission Bandwidth (MHz)	99% Occupied Bandwidth (MHz)	6 dB Emission Bandwidth Limit (MHz)
802.11 a	5745	16.240	17.360	≥ 0.5
	5785	16.320	17.280	≥ 0.5
	5825	16.320	17.200	≥ 0.5
802.11n ht20	5745	17.600	18.960	≥ 0.5
	5785	17.600	18.880	≥ 0.5
	5825	17.760	18.800	≥ 0.5
802.11n ht40	5755	36.480	37.280	≥ 0.5
	5795	36.320	37.120	≥ 0.5
802.11ac vht80	5775	76.800	77.440	≥ 0.5

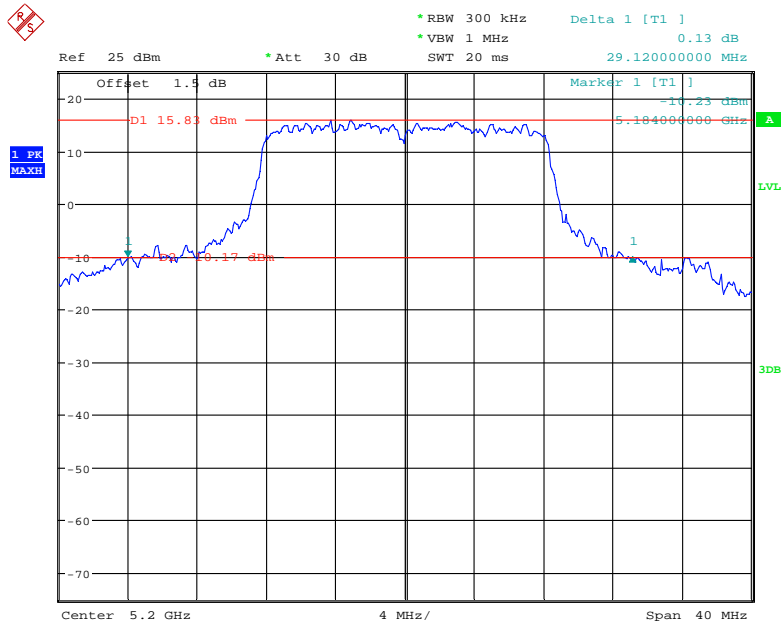
5150-5250 MHz:
26dB Emission Bandwidth:

802.11a Low Channel



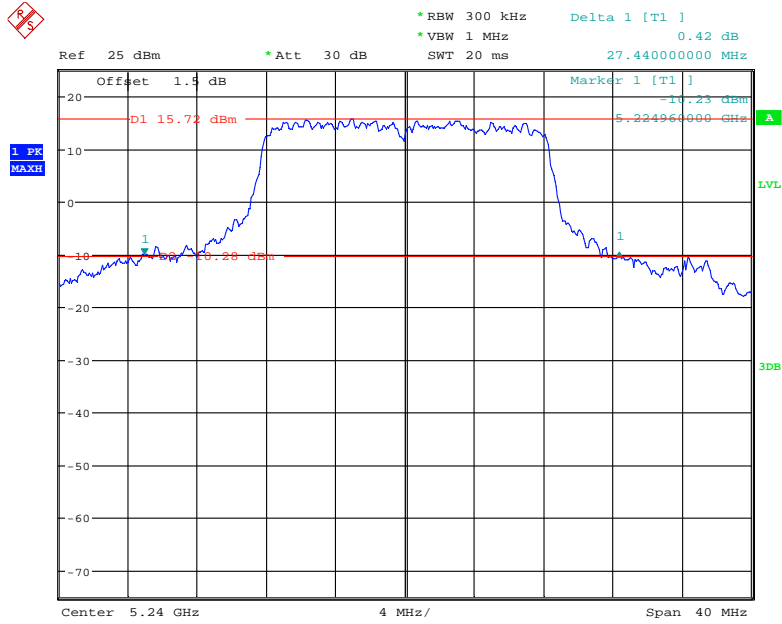
Date: 22.OCT.2020 11:14:24

802.11a Middle Channel



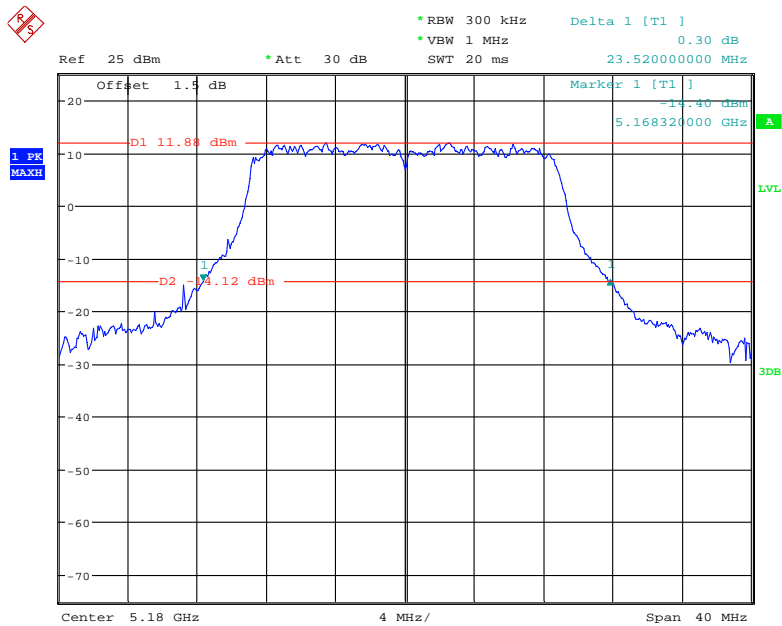
Date: 22.OCT.2020 09:11:19

802.11a High Channel



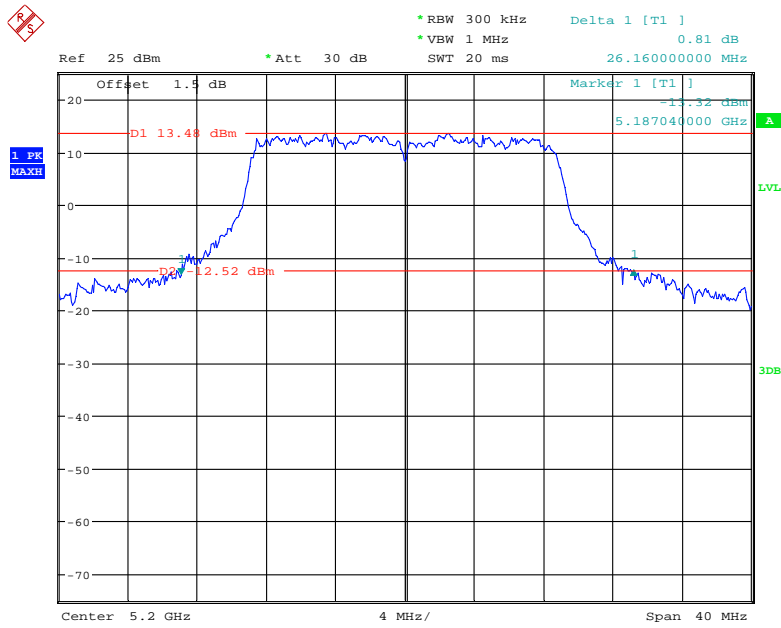
Date: 22.OCT.2020 09:12:07

802.11n ht20 Low Channel



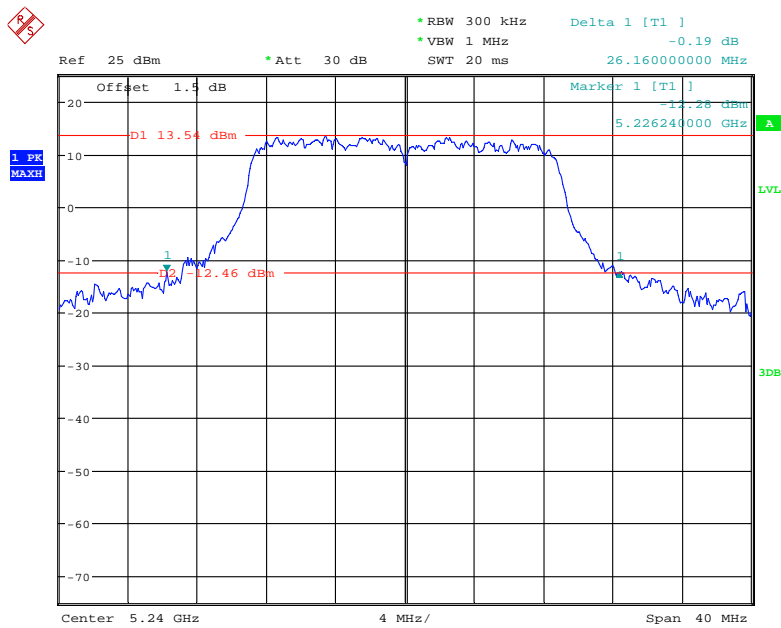
Date: 22.OCT.2020 11:07:54

802.11n ht20 Middle Channel



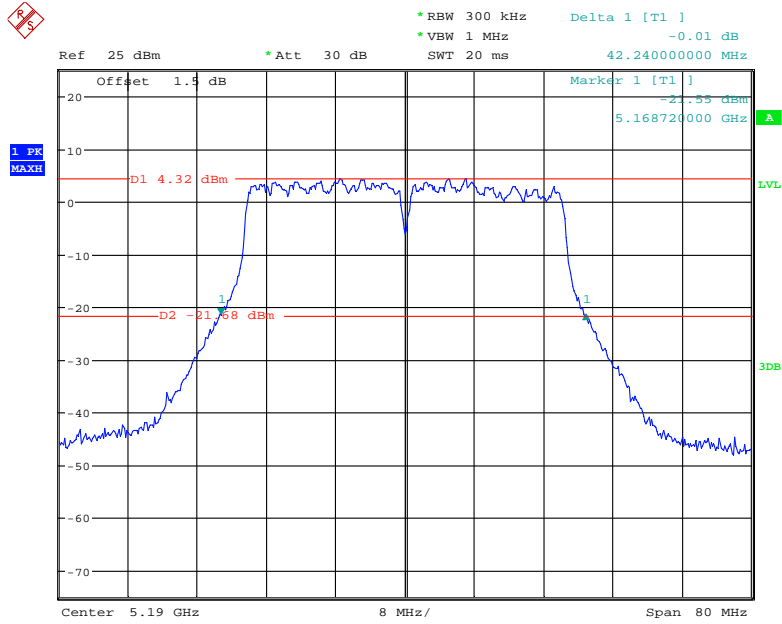
Date: 22.OCT.2020 09:21:51

802.11n ht20 High Channel



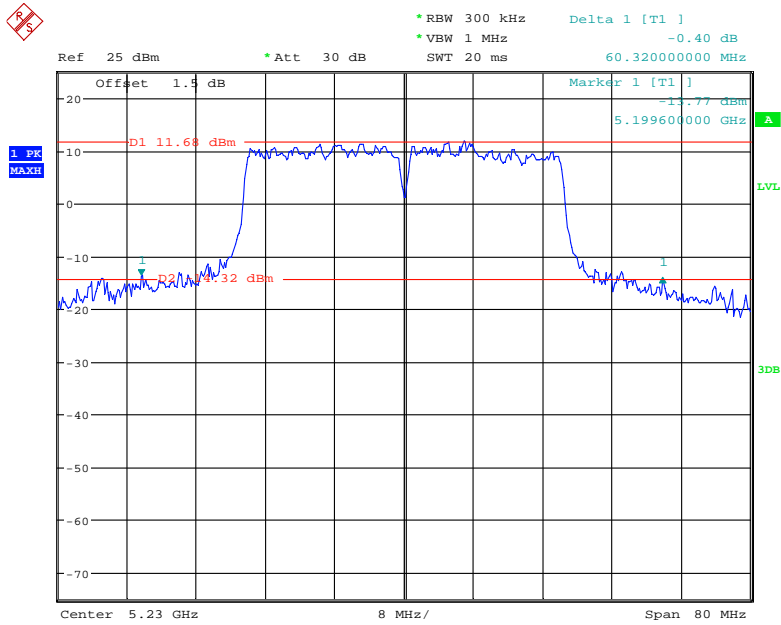
Date: 22.OCT.2020 09:17:59

802.11n ht40 Low Channel



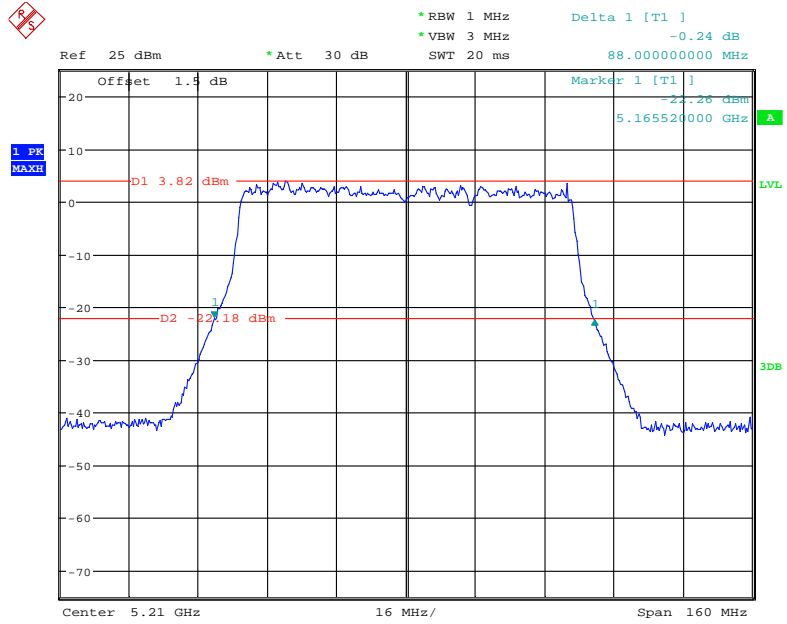
Date: 22.OCT.2020 11:09:05

802.11n ht40 High Channel



Date: 22.OCT.2020 09:32:29

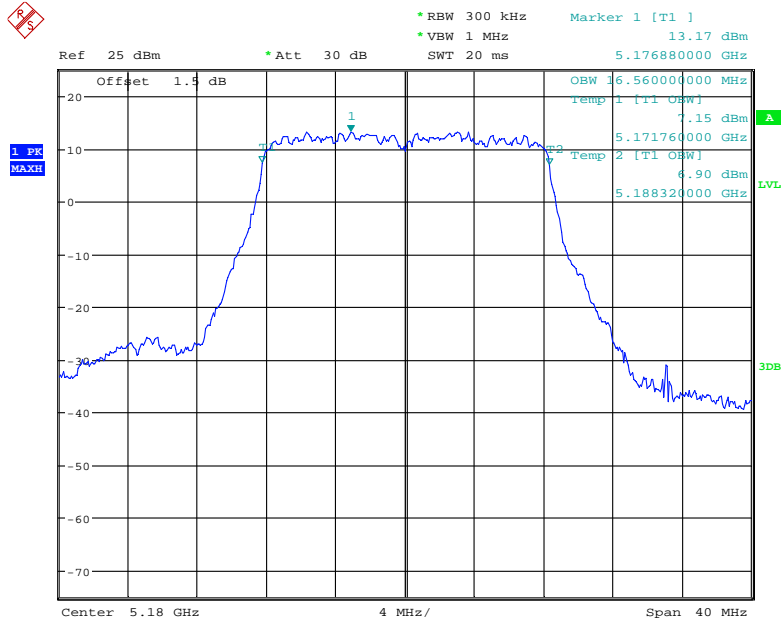
802.11ac vht80 Middle Channel



Date: 22.OCT.2020 11:09:54

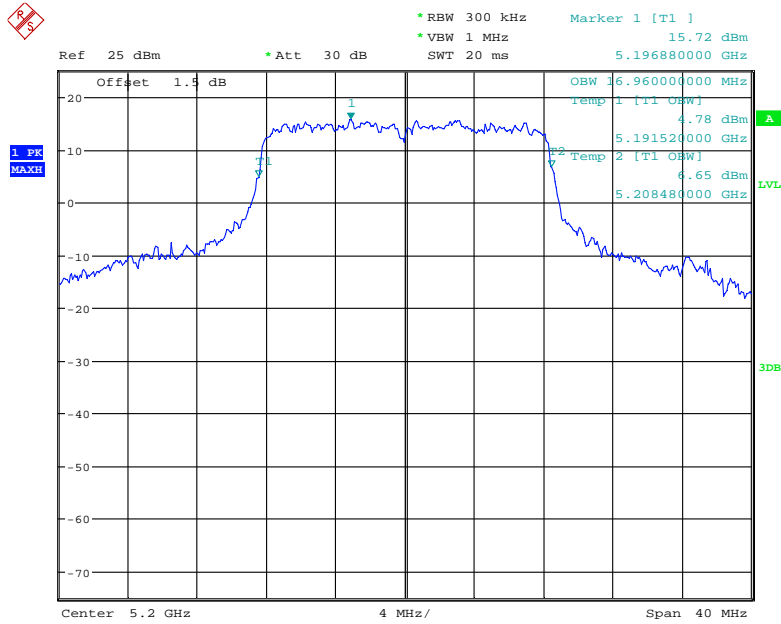
99% Occupied Bandwidth:

802.11a Low Channel



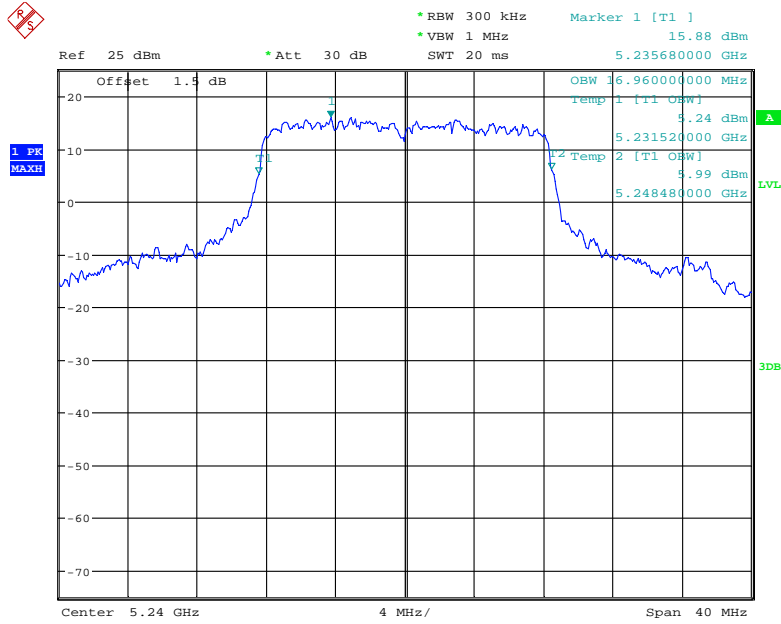
Date: 22.OCT.2020 11:14:40

802.11a Middle Channel



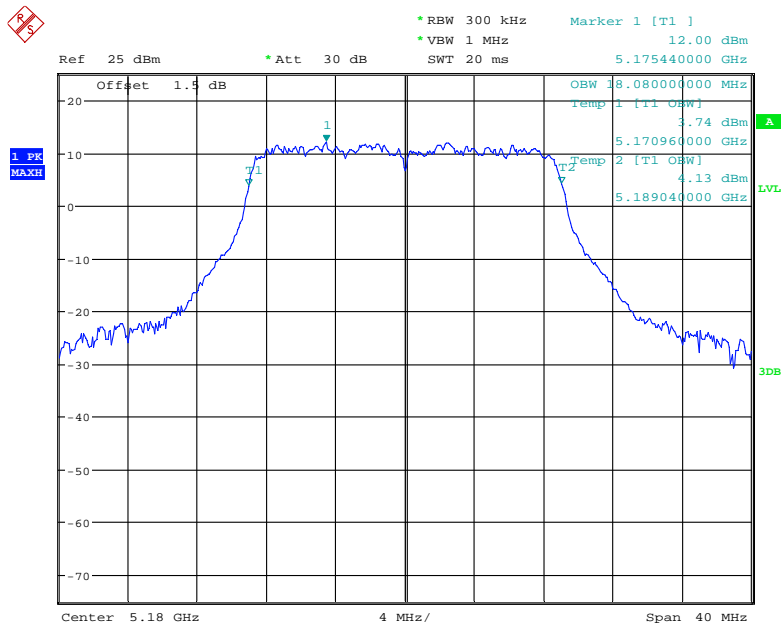
Date: 22.OCT.2020 09:09:54

802.11a High Channel



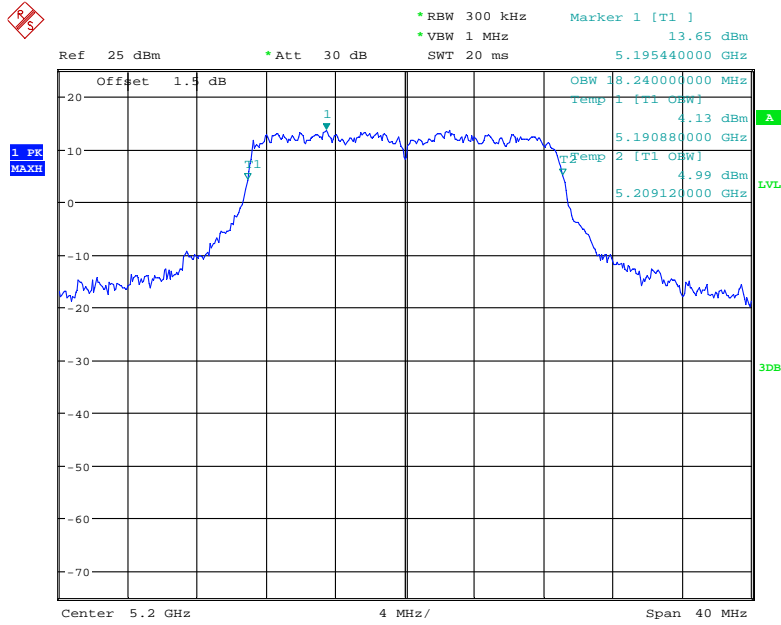
Date: 22.OCT.2020 09:12:33

802.11n ht20 Low Channel



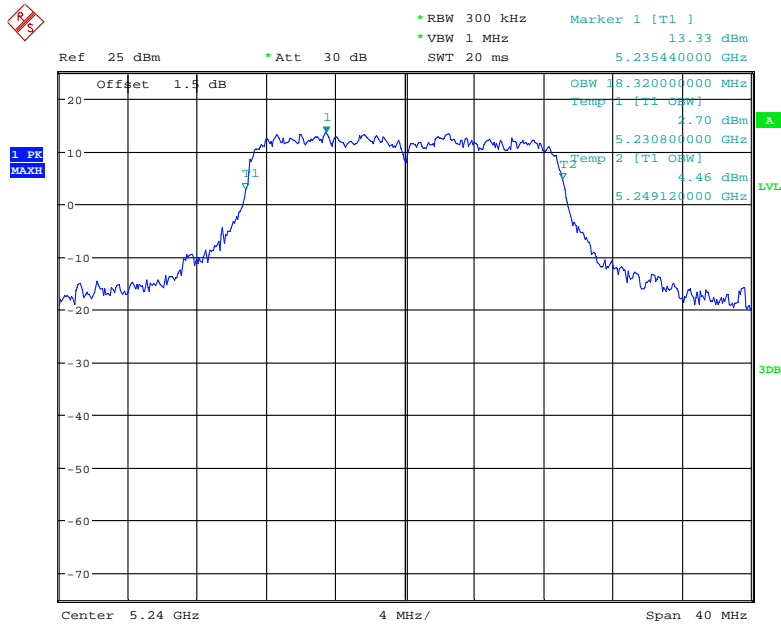
Date: 22.OCT.2020 11:07:02

802.11n ht20 Middle Channel



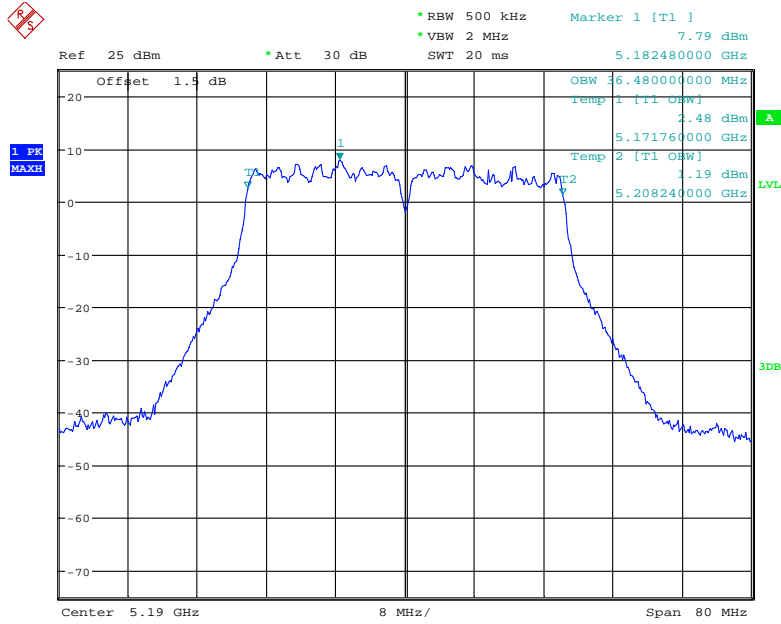
Date: 22.OCT.2020 09:22:05

802.11n ht20 High Channel



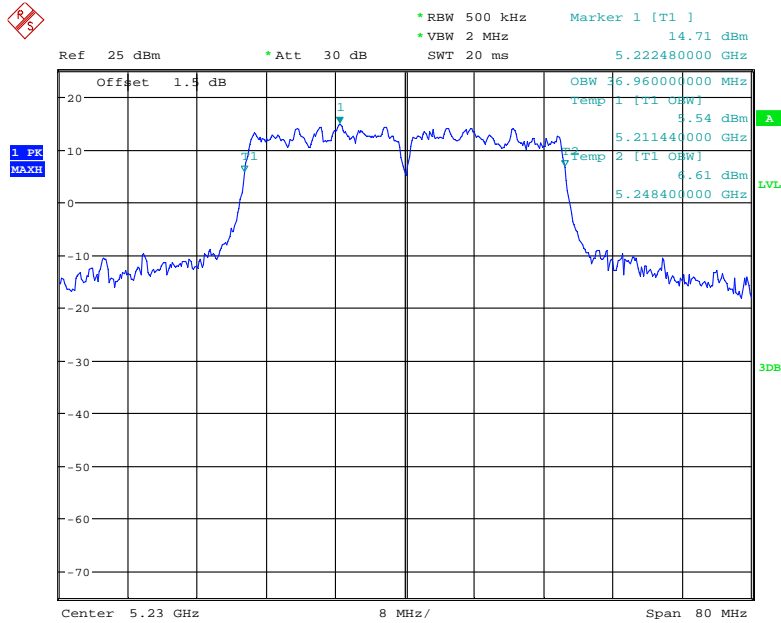
Date: 22.OCT.2020 09:18:13

802.11n ht40 Low Channel



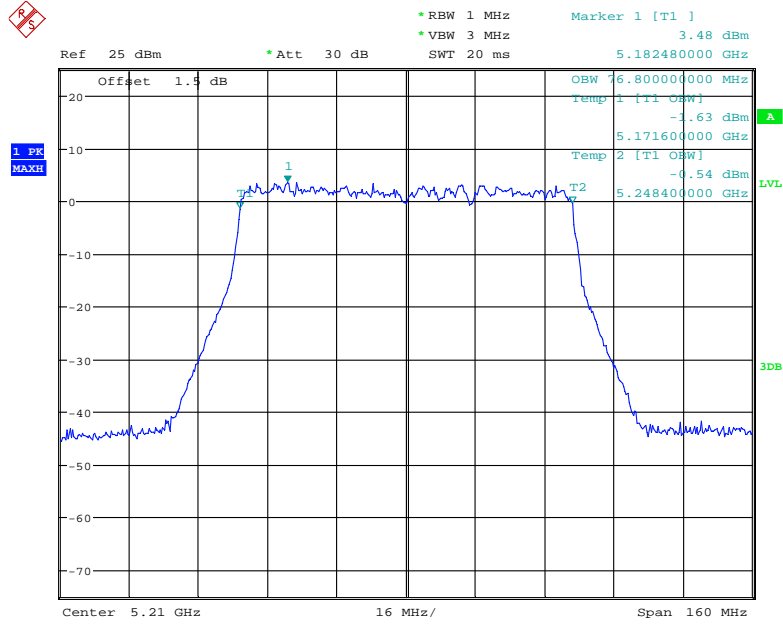
Date: 22.OCT.2020 11:05:06

802.11n ht40 High Channel



Date: 22.OCT.2020 09:31:57

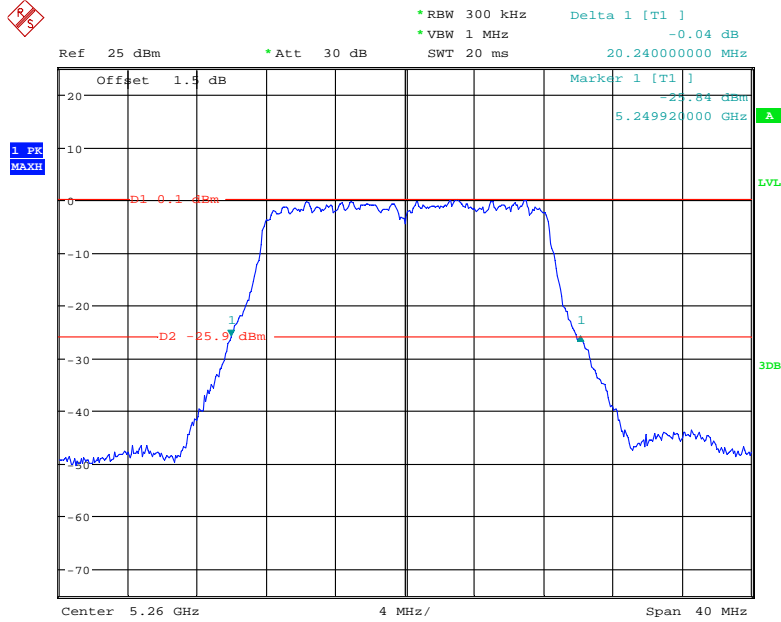
802.11ac vht80 Middle Channel



Date: 22.OCT.2020 11:00:40

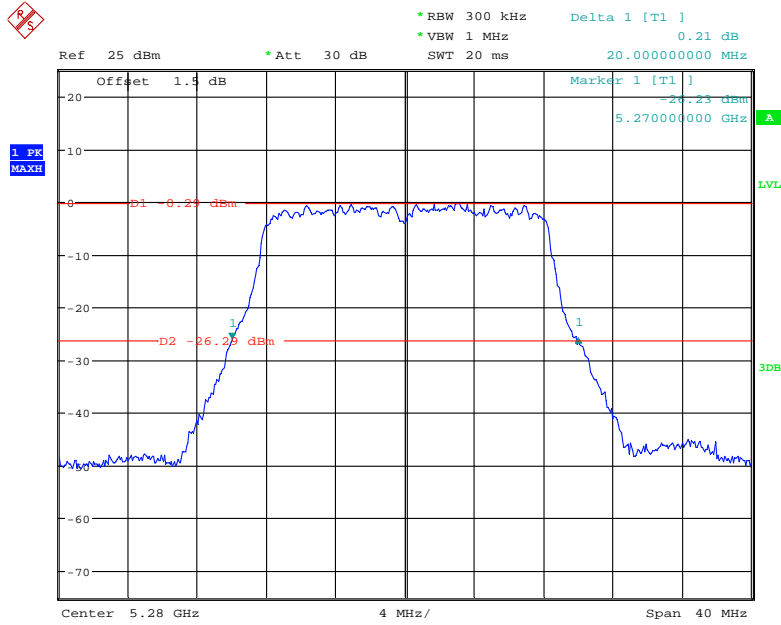
5250-5350MHz:
26dB Emission Bandwidth:

802.11a Low Channel



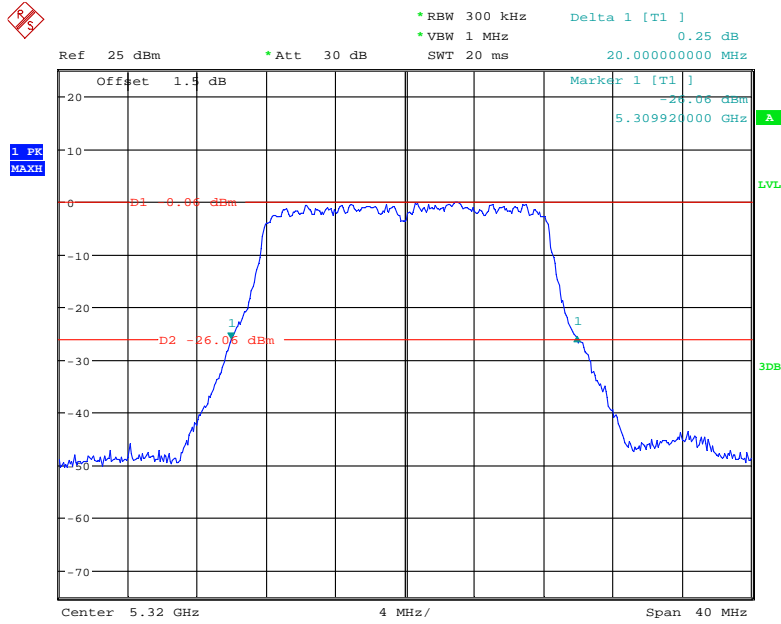
Date: 22.OCT.2020 15:46:13

802.11a Middle Channel



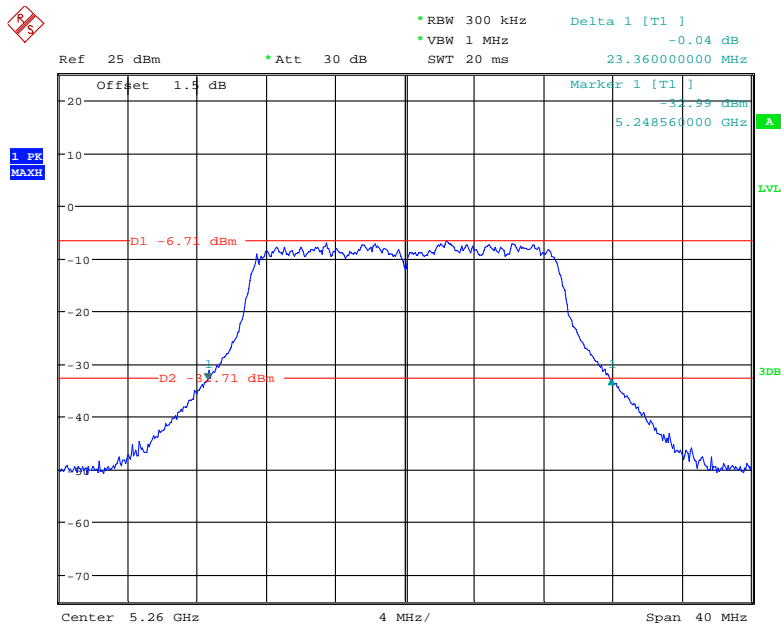
Date: 22.OCT.2020 15:48:14

802.11a High Channel



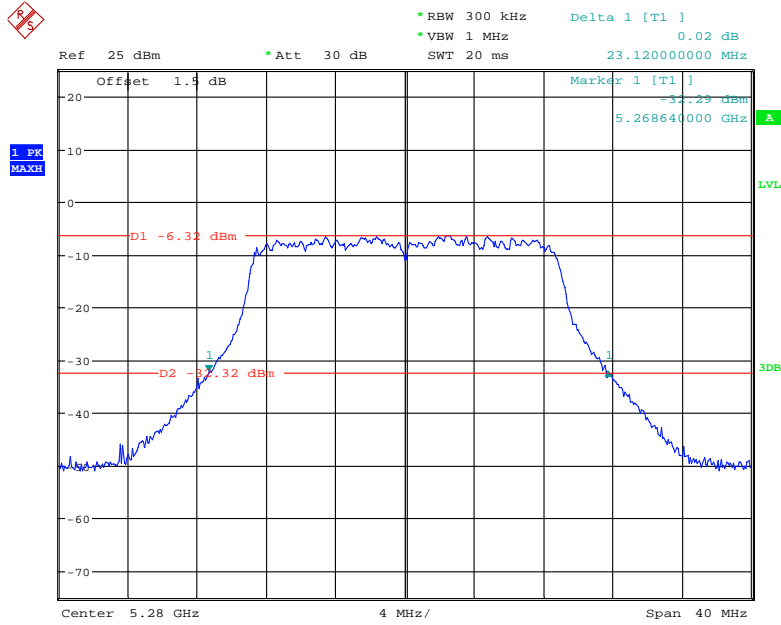
Date: 22.OCT.2020 15:49:18

802.11n ht20 Low Channel



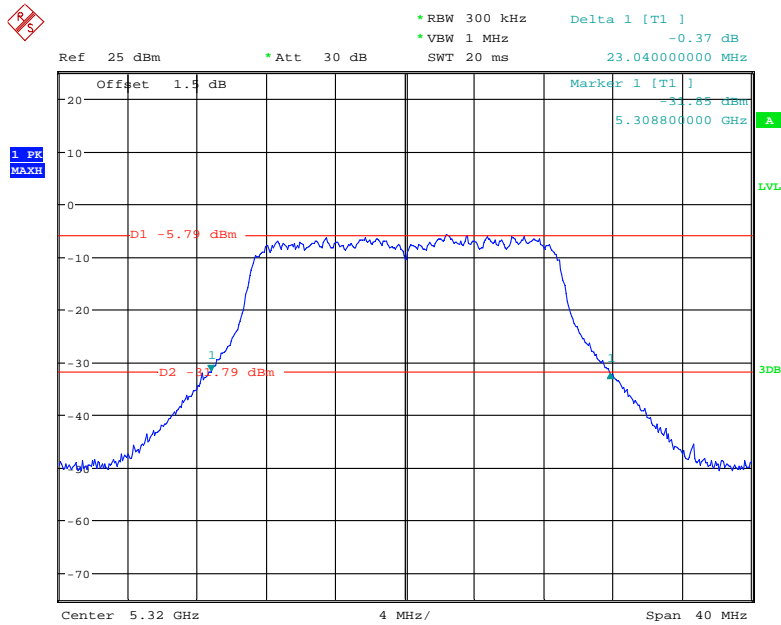
Date: 22.OCT.2020 15:54:24

802.11n ht20 Middle Channel



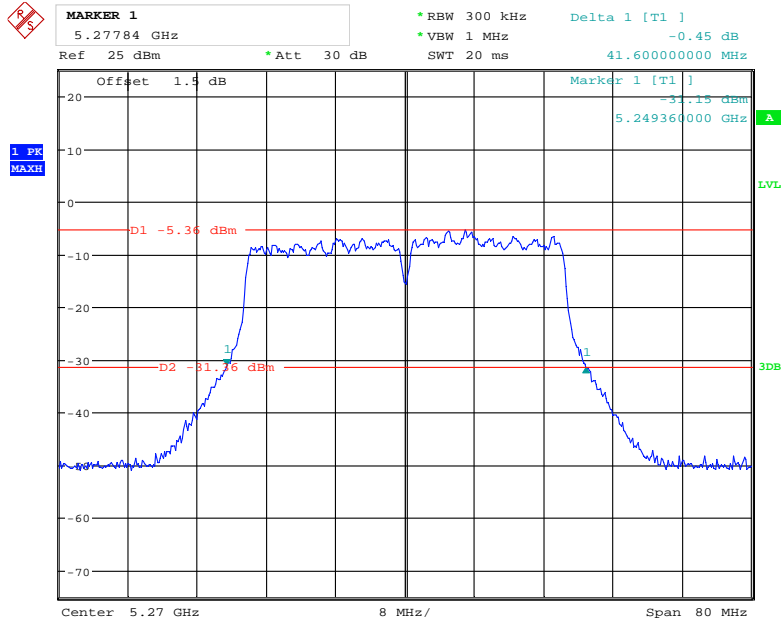
Date: 22.OCT.2020 15:51:51

802.11n ht20 High Channel



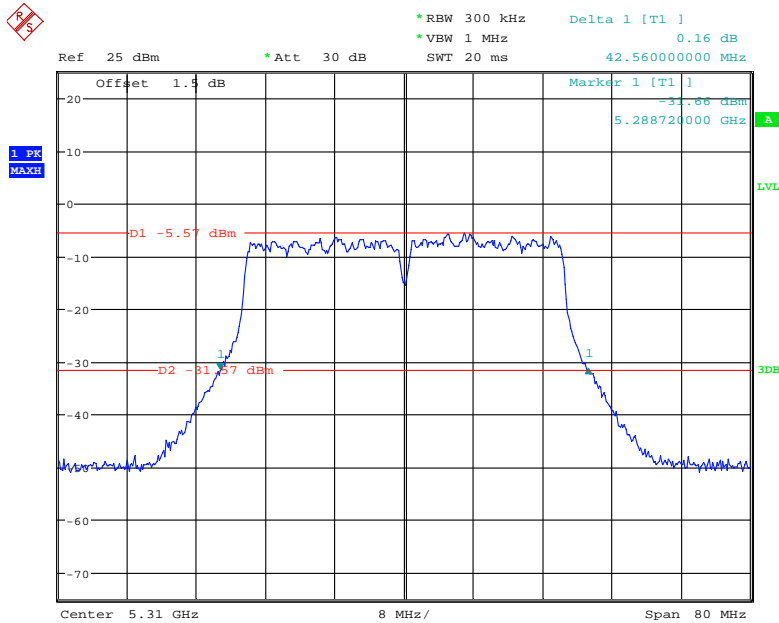
Date: 22.OCT.2020 15:54:58

802.11n ht40 Low Channel



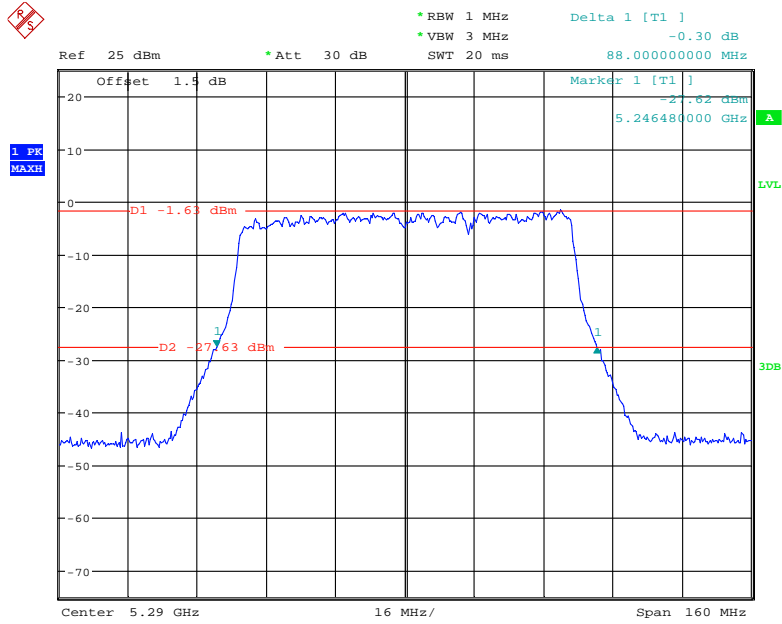
Date: 22.OCT.2020 15:57:51

802.11n ht40 High Channel



Date: 22.OCT.2020 15:58:48

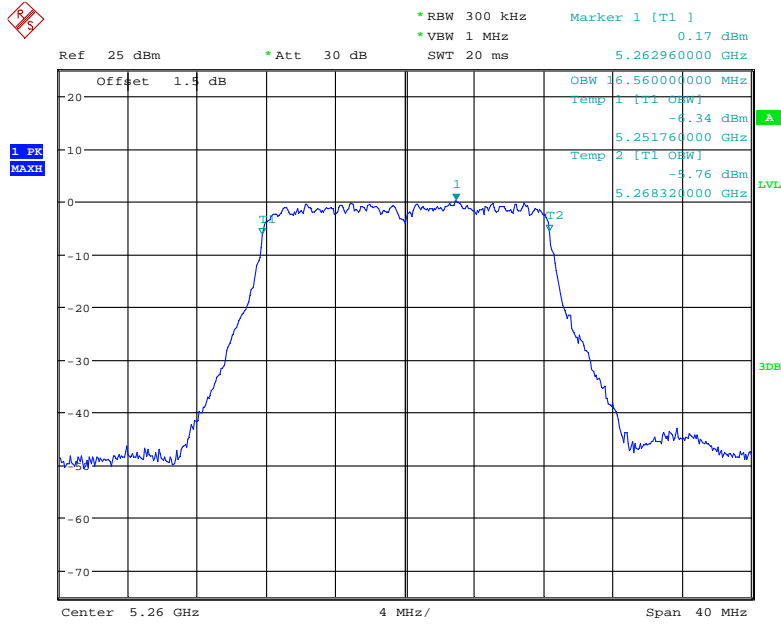
802.11ac vht80 Middle Channel



Date: 22.OCT.2020 16:00:04

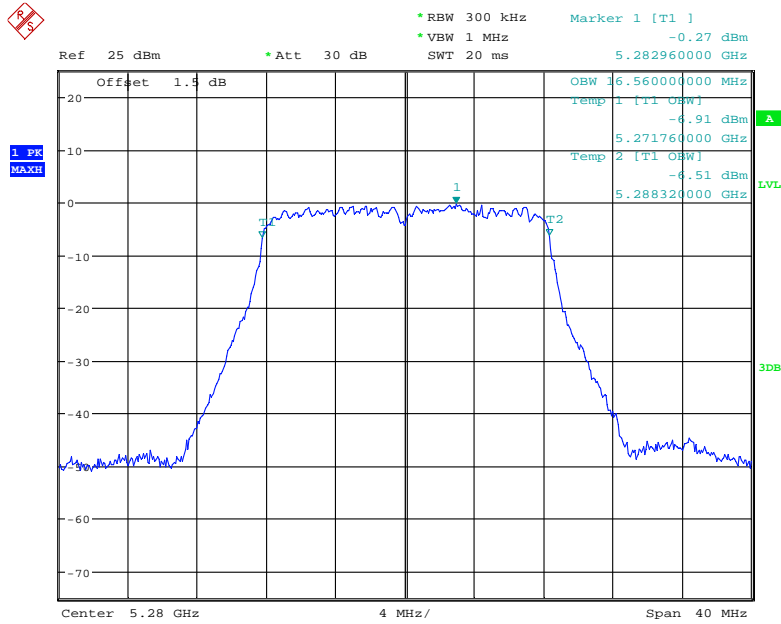
99% Occupied Bandwidth:

802.11a Low Channel



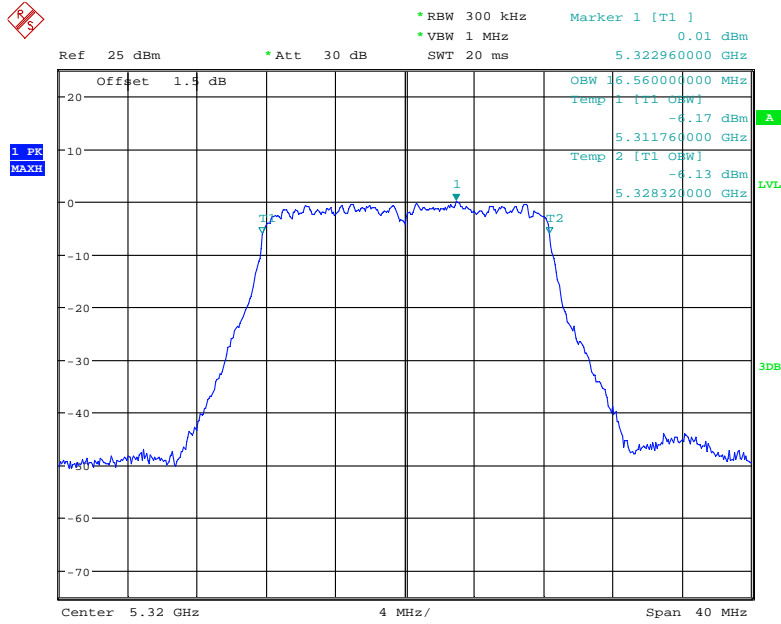
Date: 22.OCT.2020 15:46:27

802.11a Middle Channel



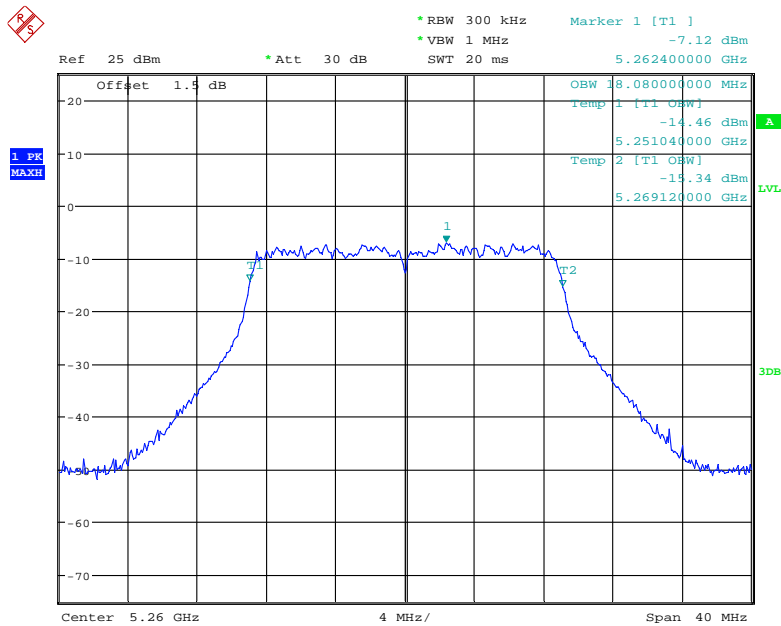
Date: 22.OCT.2020 15:48:29

802.11a High Channel



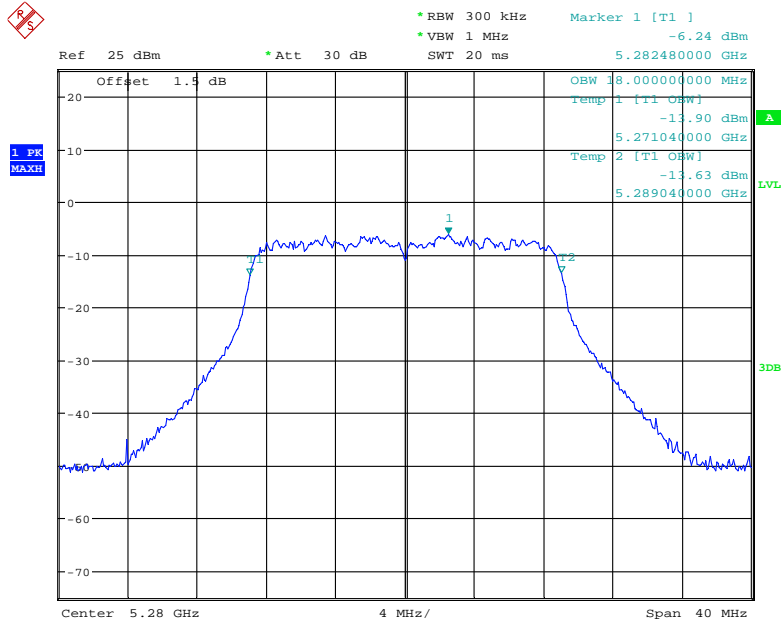
Date: 22.OCT.2020 15:49:33

802.11n ht20 Low Channel



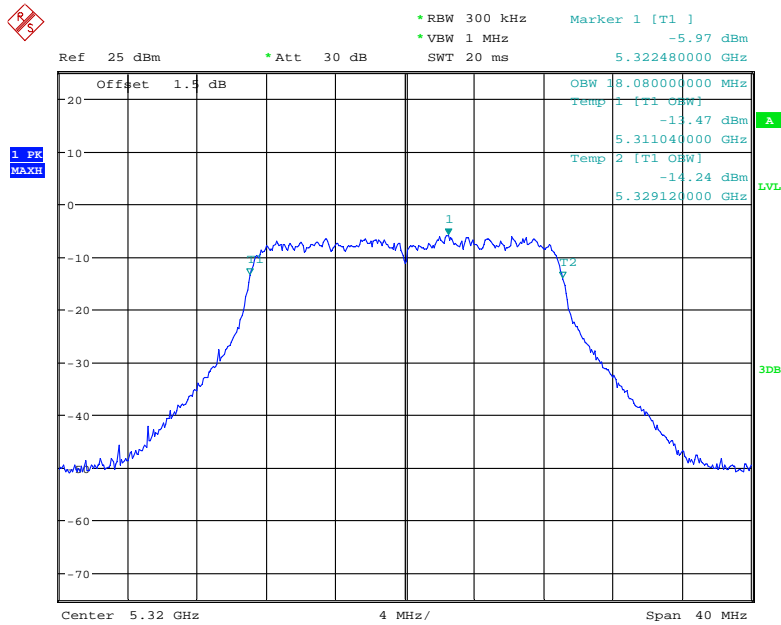
Date: 22.OCT.2020 15:53:06

802.11n ht20 Middle Channel



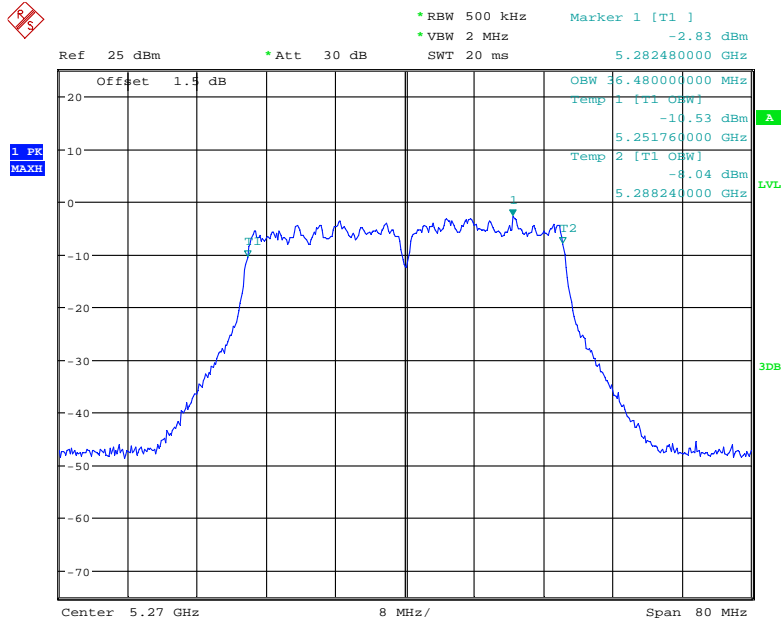
Date: 22.OCT.2020 15:52:06

802.11n ht20 High Channel



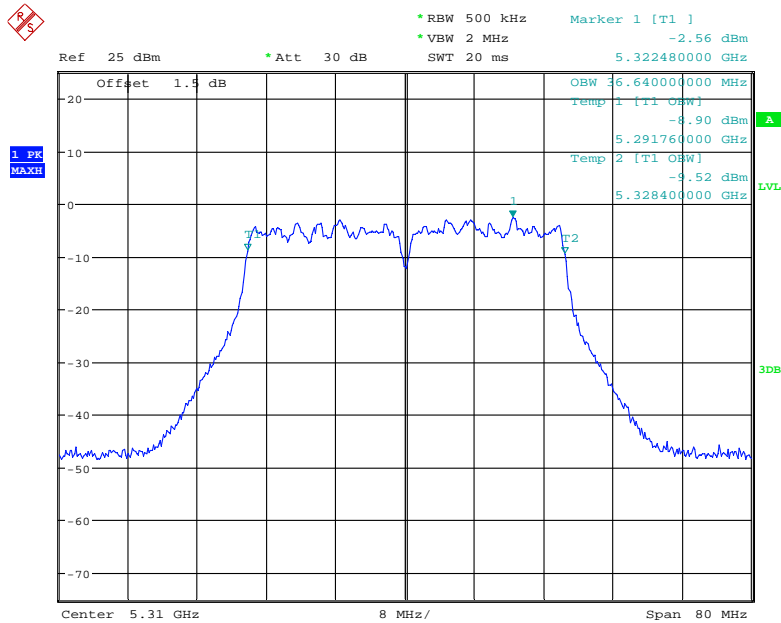
Date: 22.OCT.2020 15:51:05

802.11n ht40 Low Channel



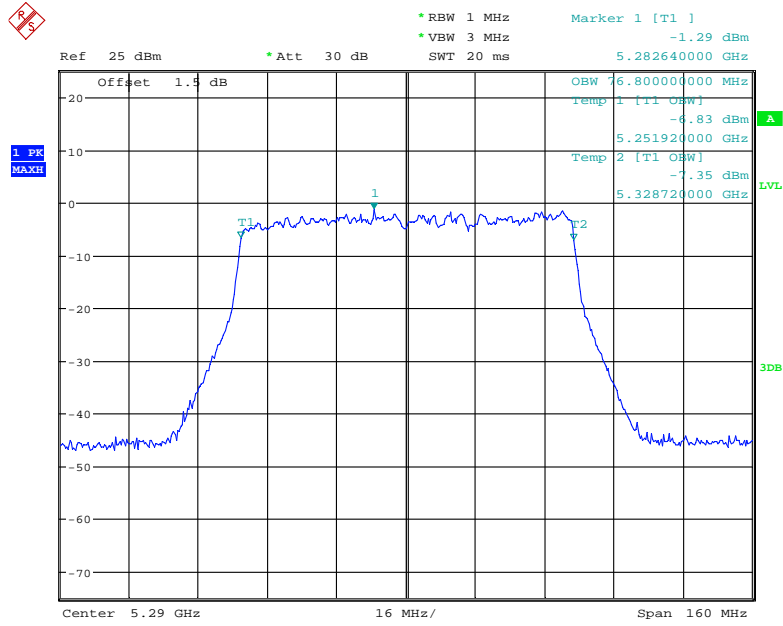
Date: 22.OCT.2020 15:58:07

802.11n ht40 High Channel



Date: 22.OCT.2020 15:59:03

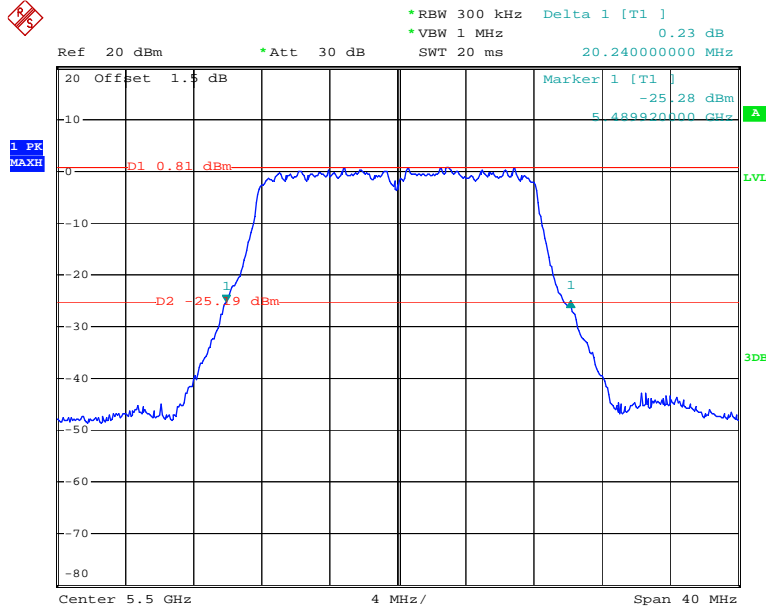
802.11ac vht80 Middle Channel



Date: 22.OCT.2020 16:00:19

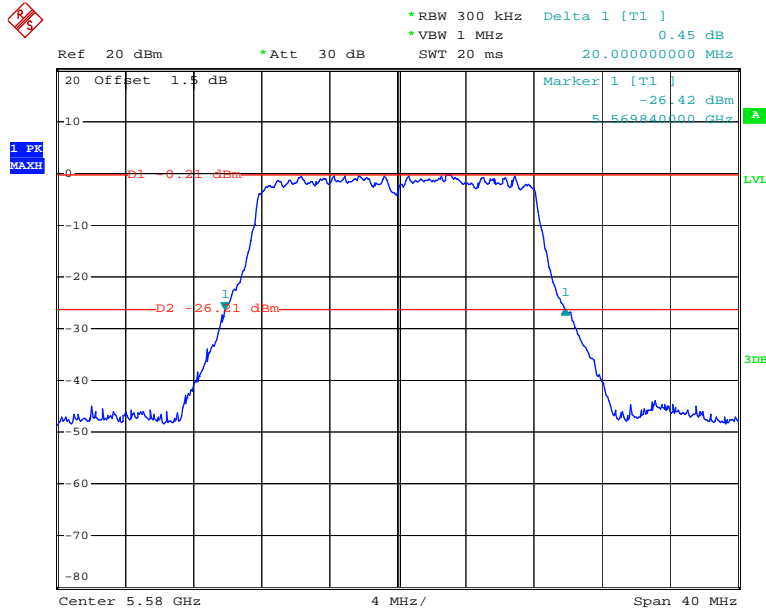
5470-5725MHz:
26dB Emission Bandwidth:

802.11a Low Channel



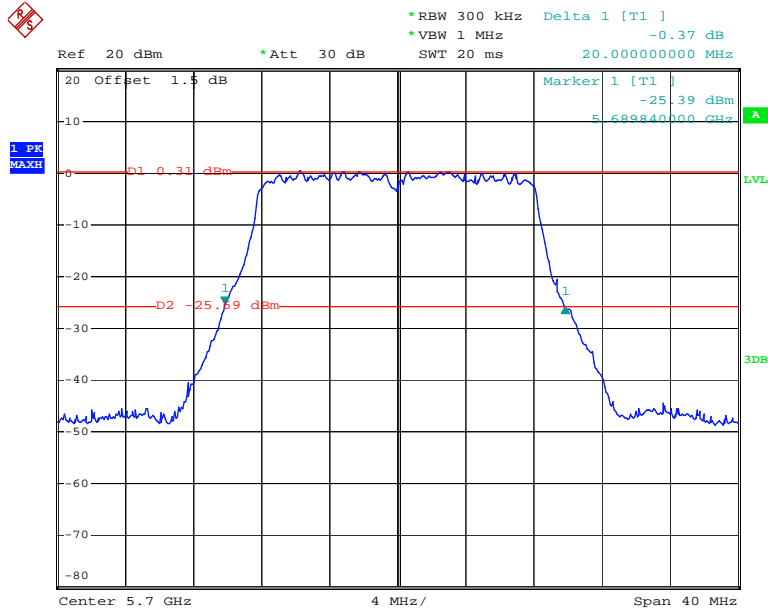
Date: 23.OCT.2020 15:55:29

802.11a Middle Channel



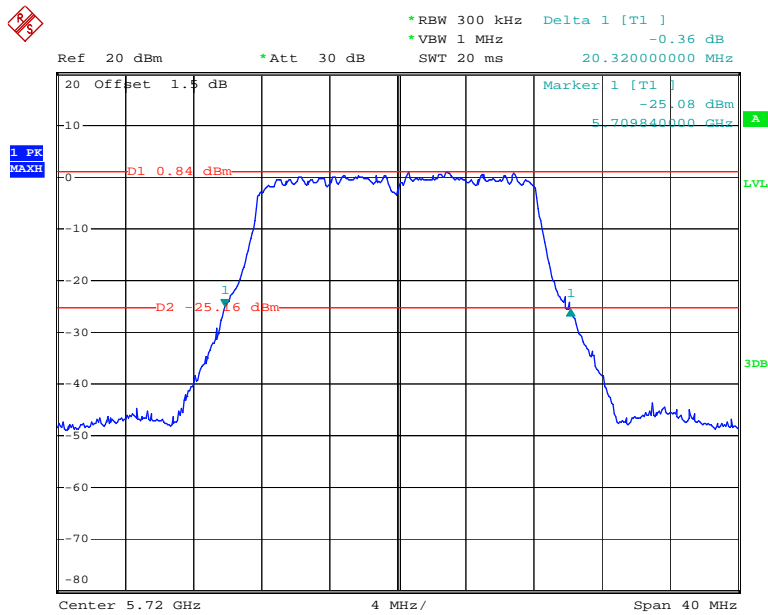
Date: 23.OCT.2020 15:57:14

802.11a High Channel



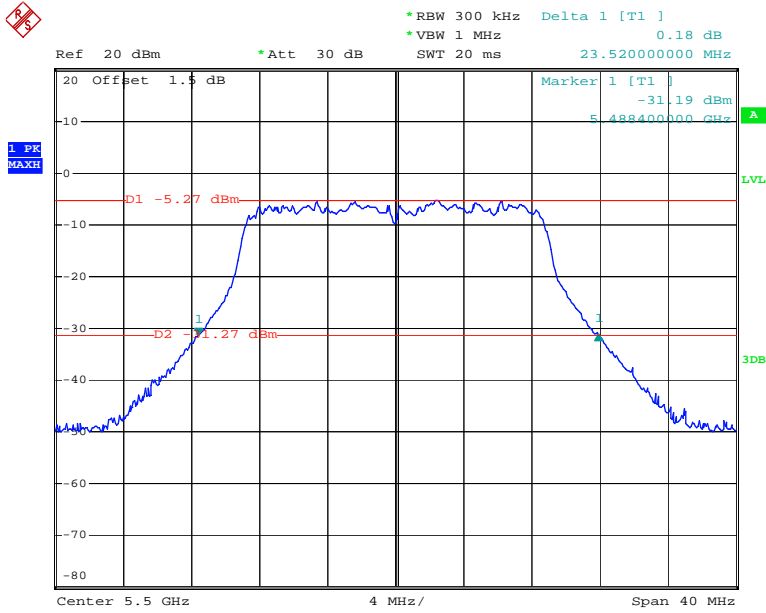
Date: 23.OCT.2020 15:59:17

5720MHz



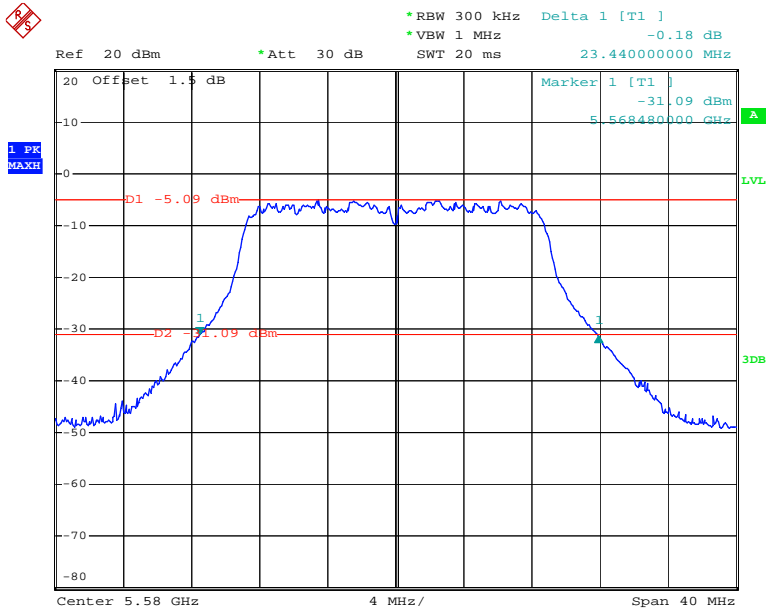
Date: 23.OCT.2020 16:50:41

802.11n ht20 Low Channel



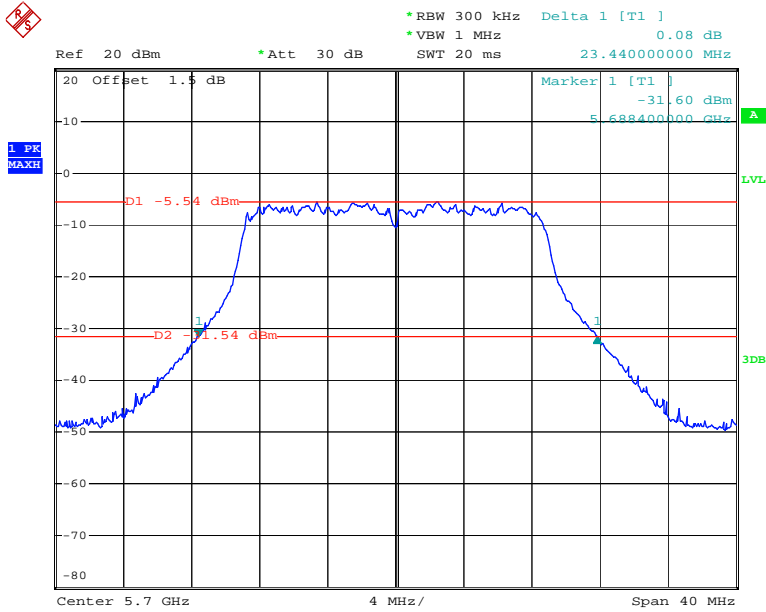
Date: 23.OCT.2020 16:12:46

802.11n ht20 Middle Channel



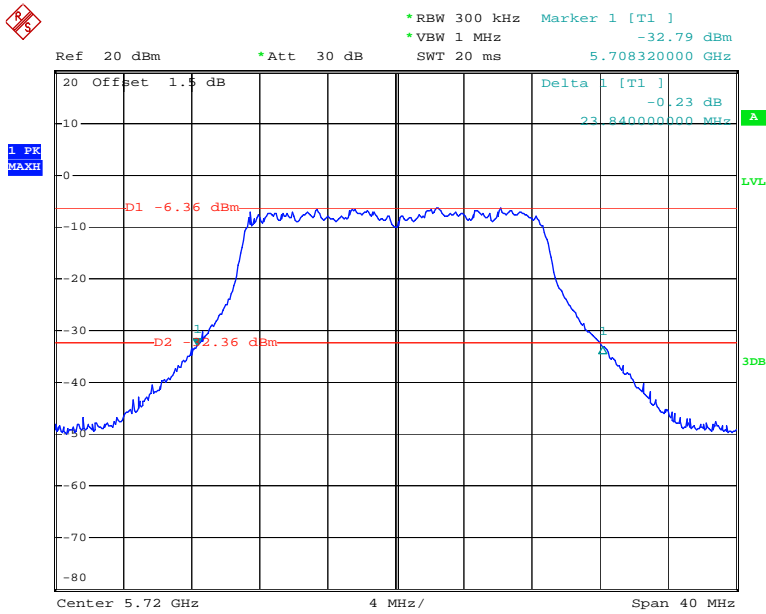
Date: 23.OCT.2020 16:13:38

802.11n ht20 High Channel



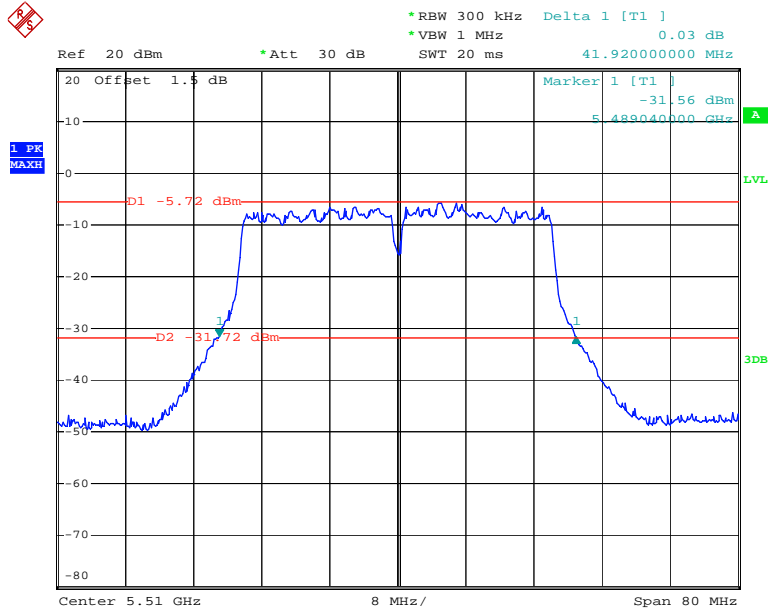
Date: 23.OCT.2020 16:08:01

5720MHz



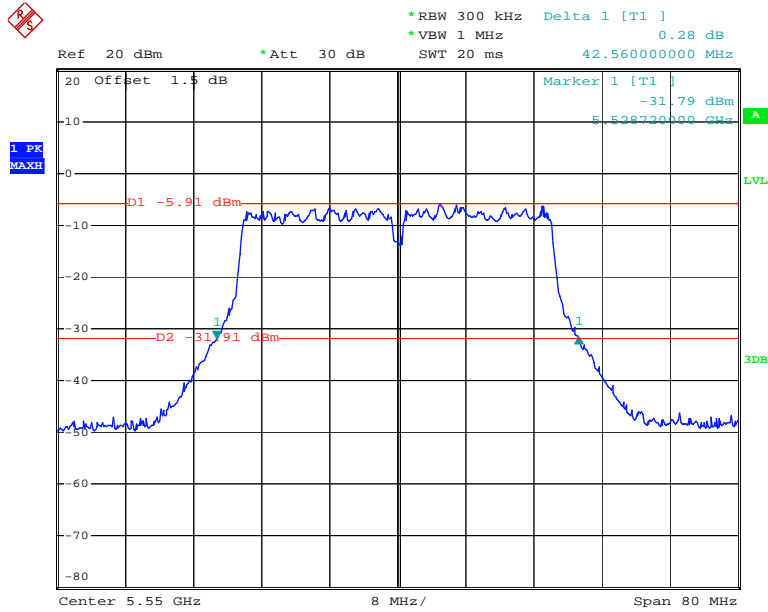
Date: 23.OCT.2020 16:47:32

802.11n ht40 Low Channel



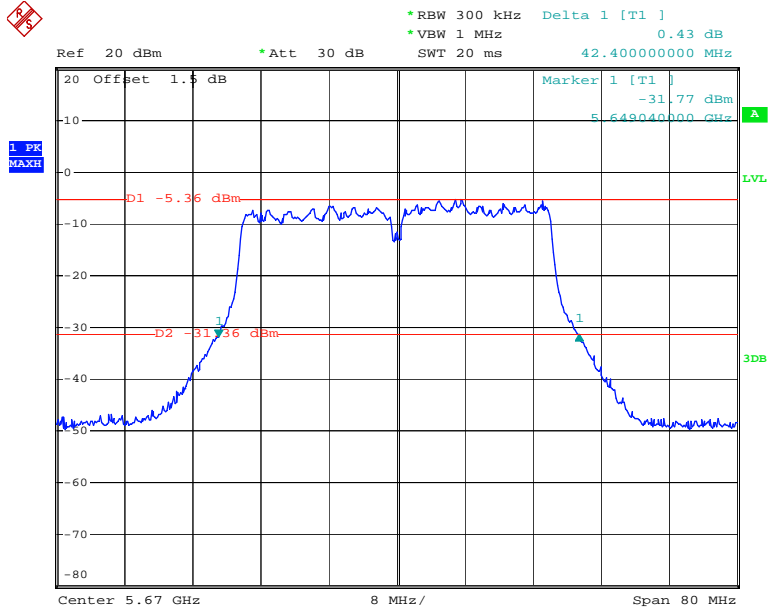
Date: 23.OCT.2020 16:16:08

802.11n ht40 Middle Channel



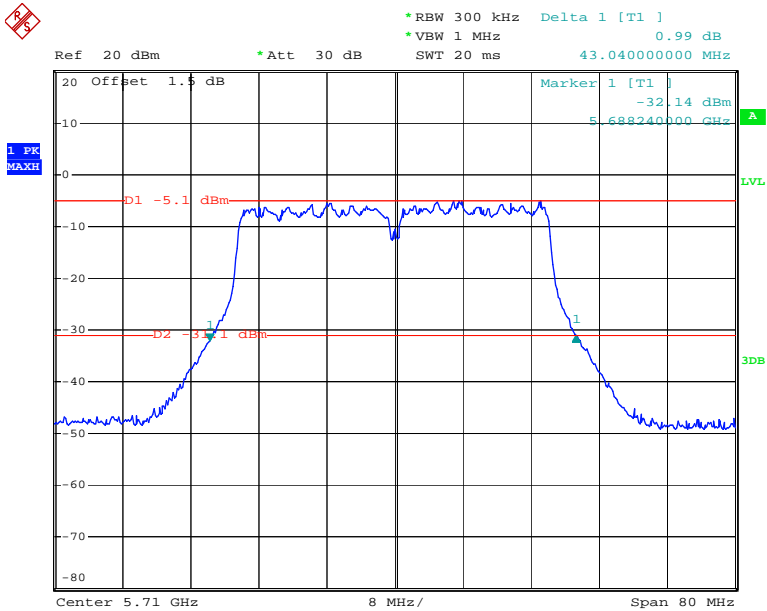
Date: 23.OCT.2020 16:18:07

802.11n ht40 High Channel



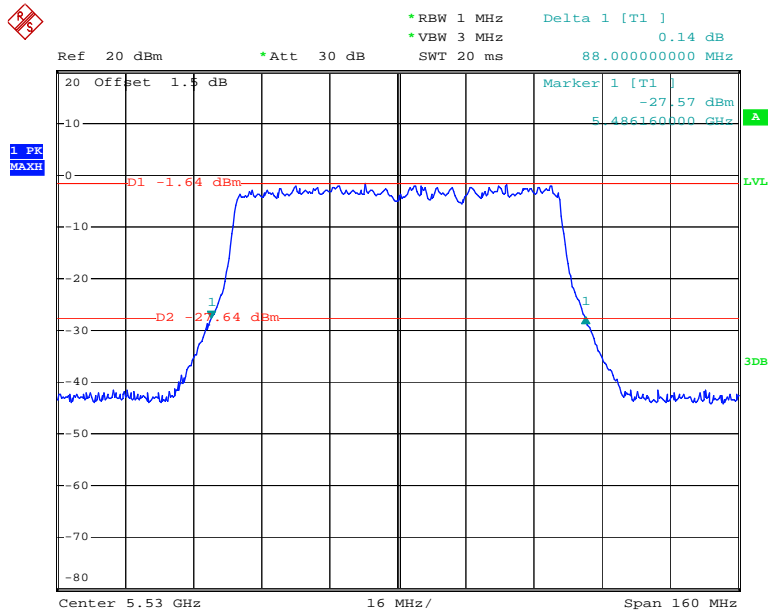
Date: 23.OCT.2020 16:20:42

802.11n ht40 5710MHz



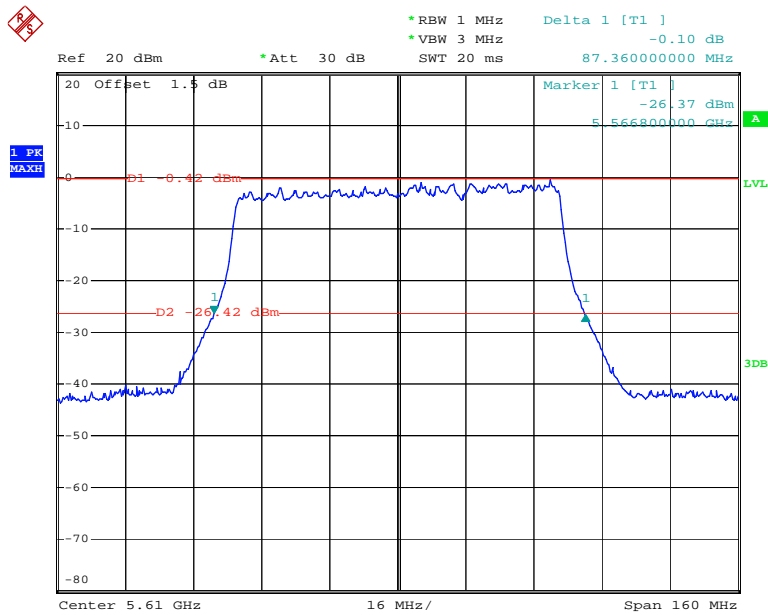
Date: 23.OCT.2020 16:44:49

802.11ac vht80 Low Channel



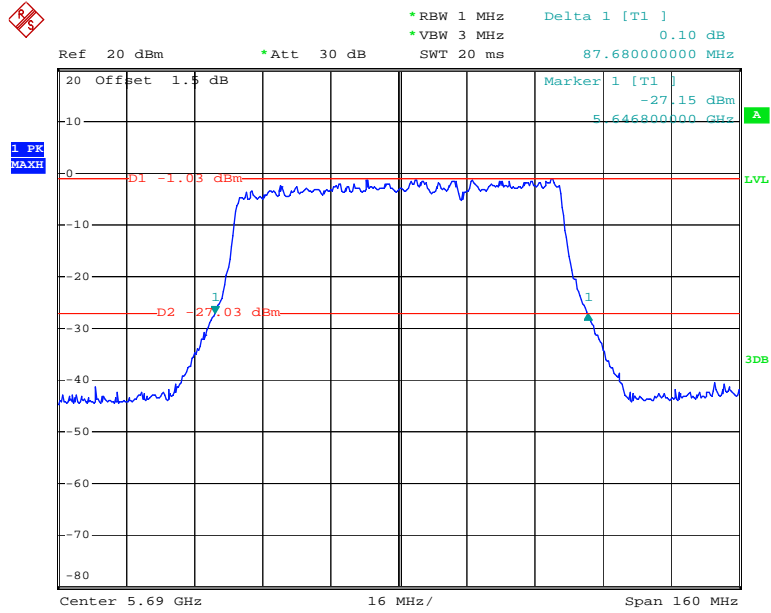
Date: 23.OCT.2020 16:28:08

802.11ac vht80 5610MHz



Date: 23.OCT.2020 16:39:10

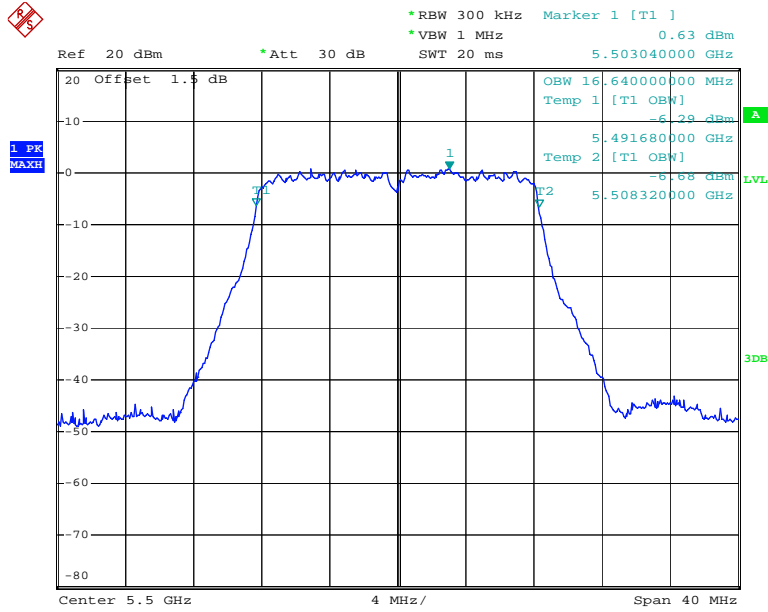
802.11ac vht80 High Channel



Date: 23.OCT.2020 16:26:33

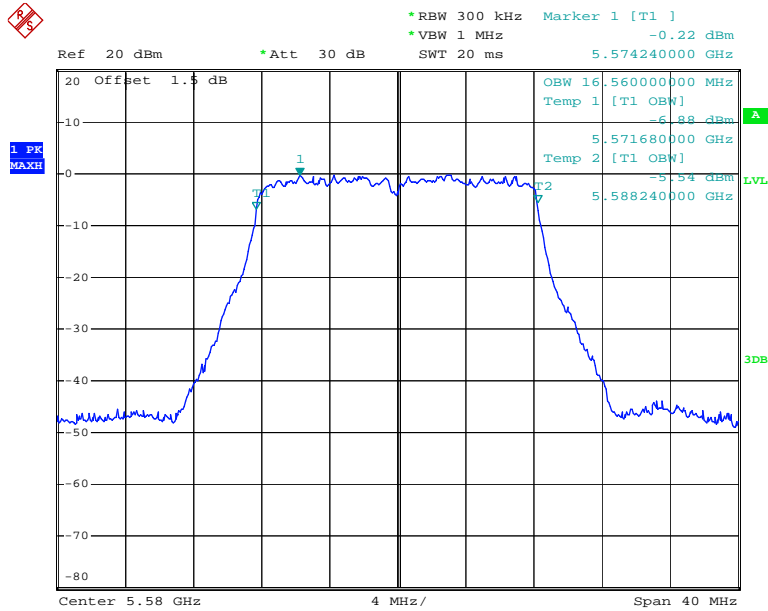
99% Occupied Bandwidth:

802.11a Low Channel



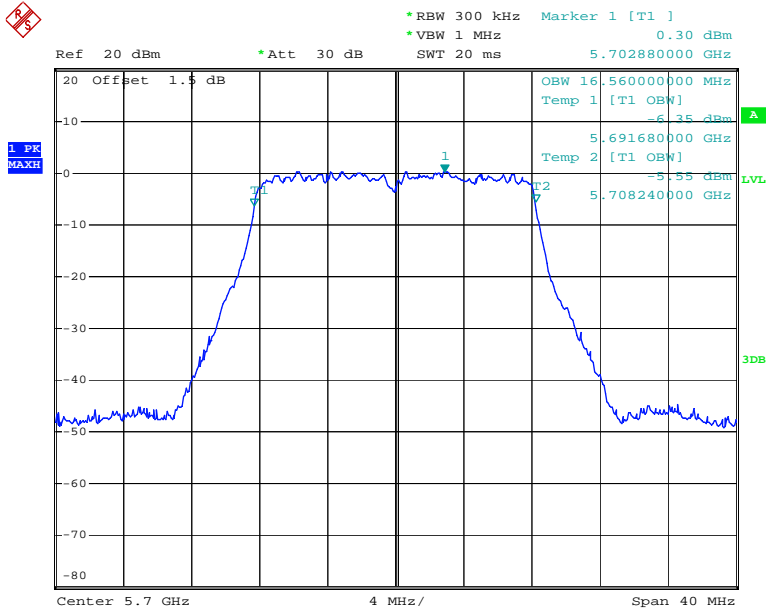
Date: 23.OCT.2020 15:55:41

802.11a Middle Channel



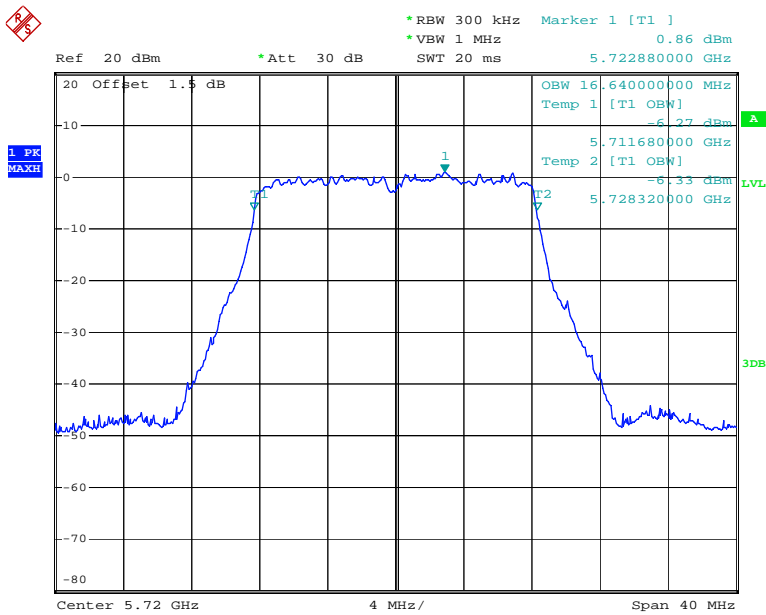
Date: 23.OCT.2020 15:57:26

802.11a High Channel



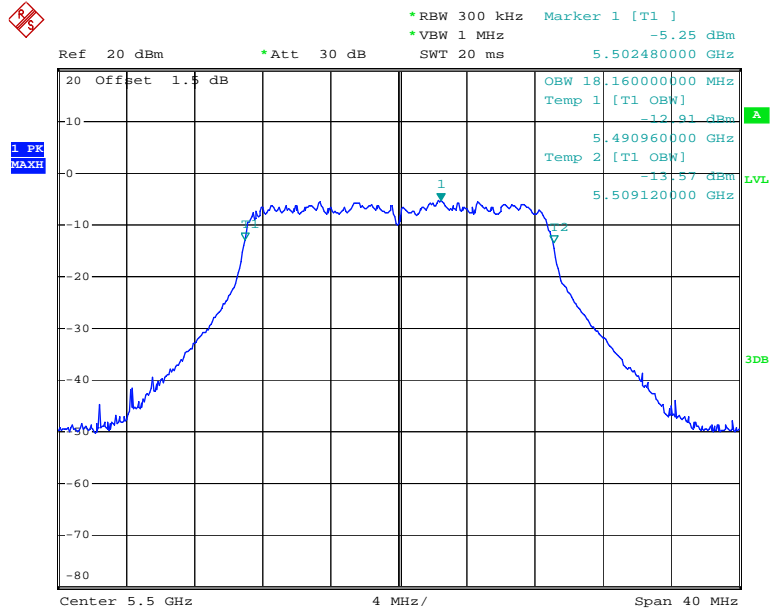
Date: 23.OCT.2020 15:59:30

802.11a 5720MHz



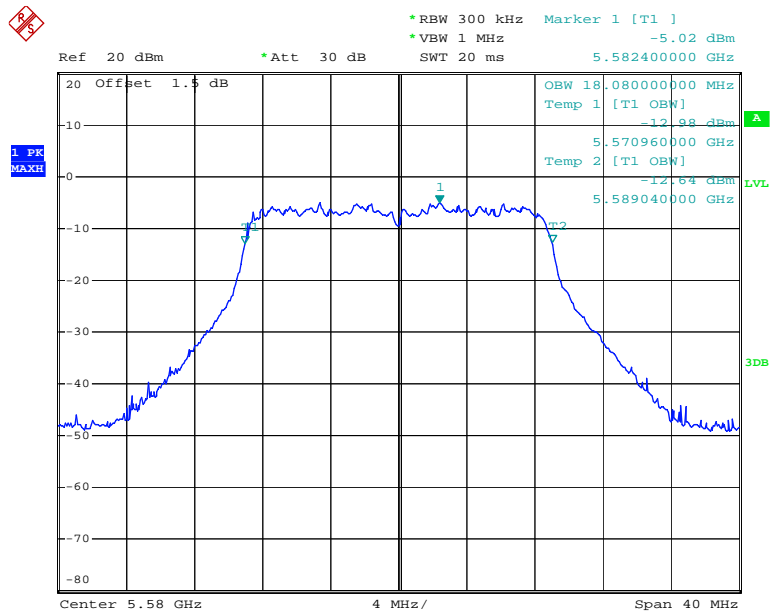
Date: 23.OCT.2020 16:49:11

802.11n ht20 Low Channel



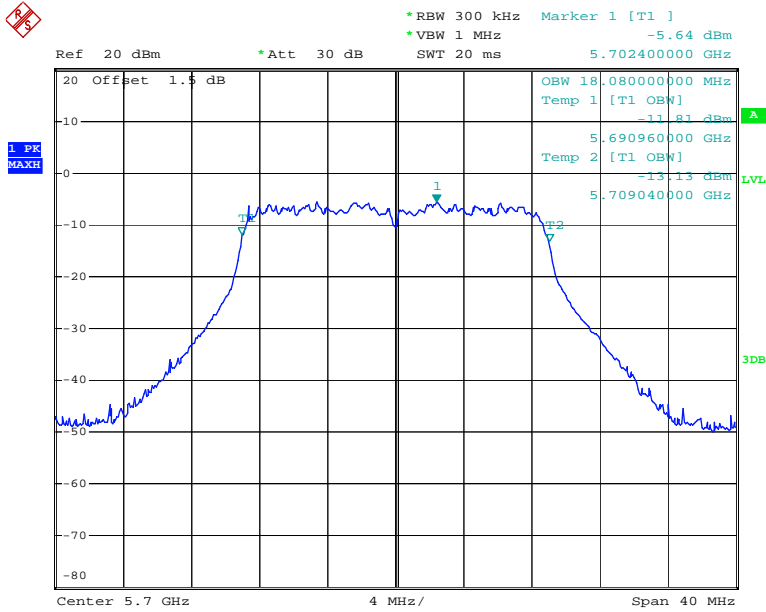
Date: 23.OCT.2020 16:12:59

802.11n ht20 Middle Channel



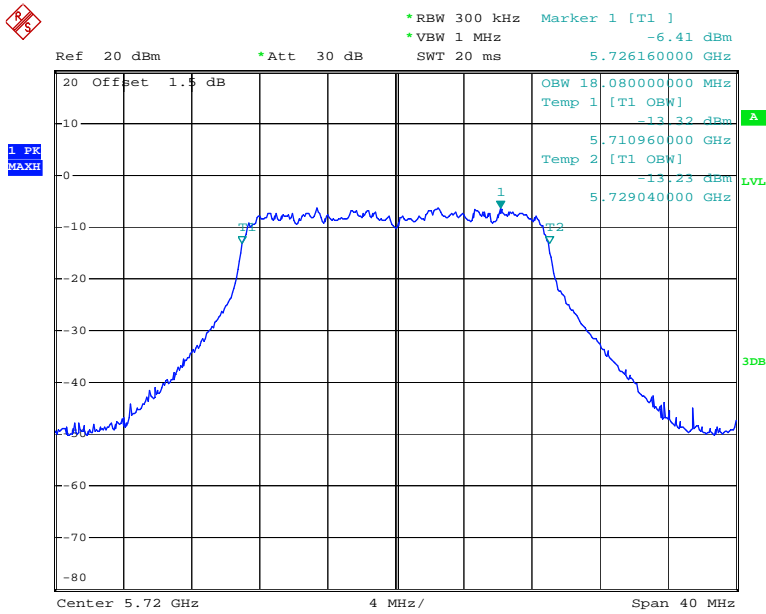
Date: 23.OCT.2020 16:13:50

802.11n ht20 High Channel



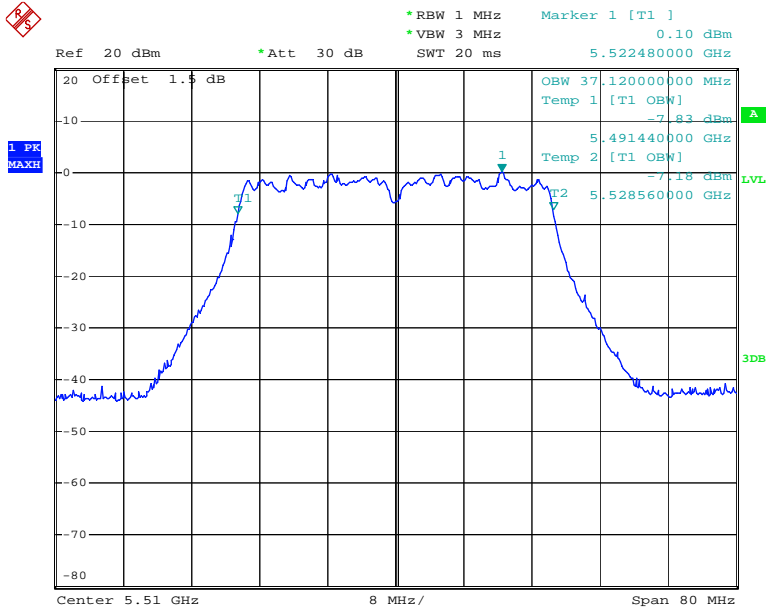
Date: 23.OCT.2020 16:08:13

802.11n ht20 5720MHz



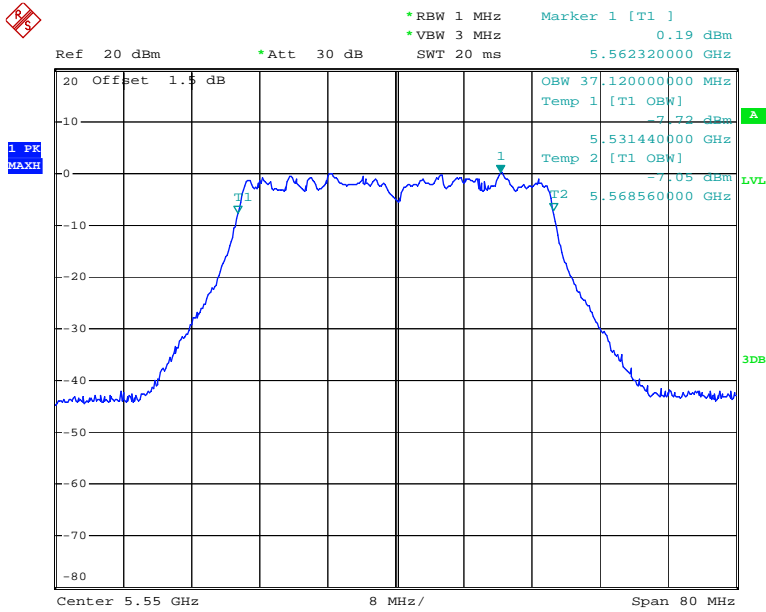
Date: 23.OCT.2020 16:48:00

802.11n ht40 Low Channel



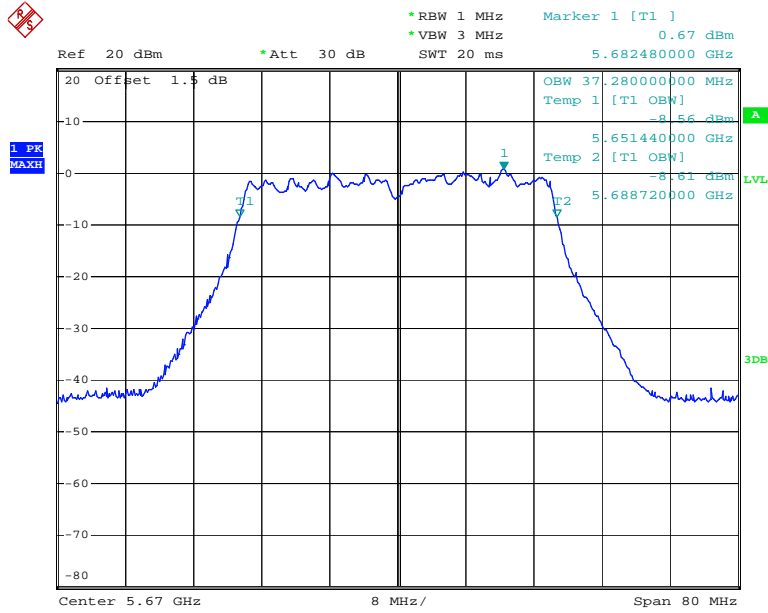
Date: 23.OCT.2020 16:16:21

802.11n ht40 Middle Channel



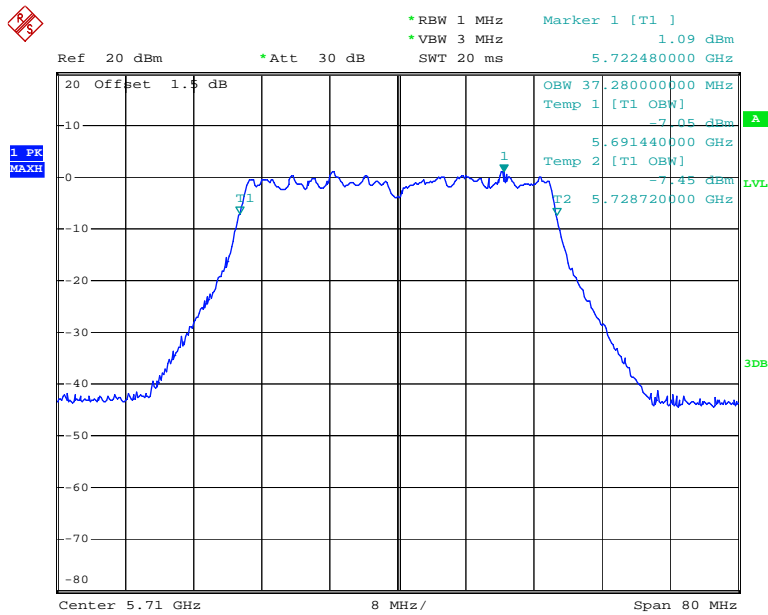
Date: 23.OCT.2020 16:18:23

802.11n ht40 High Channel



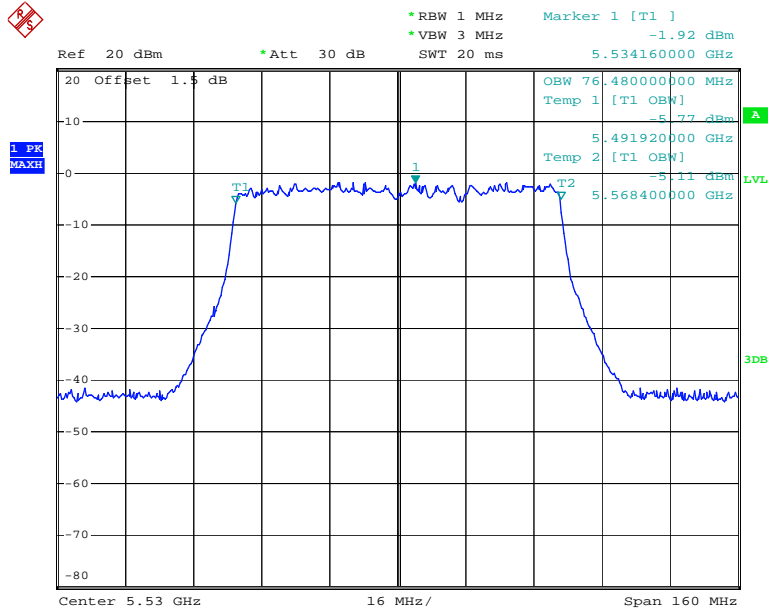
Date: 23.OCT.2020 16:20:54

802.11n ht40 5710MHz



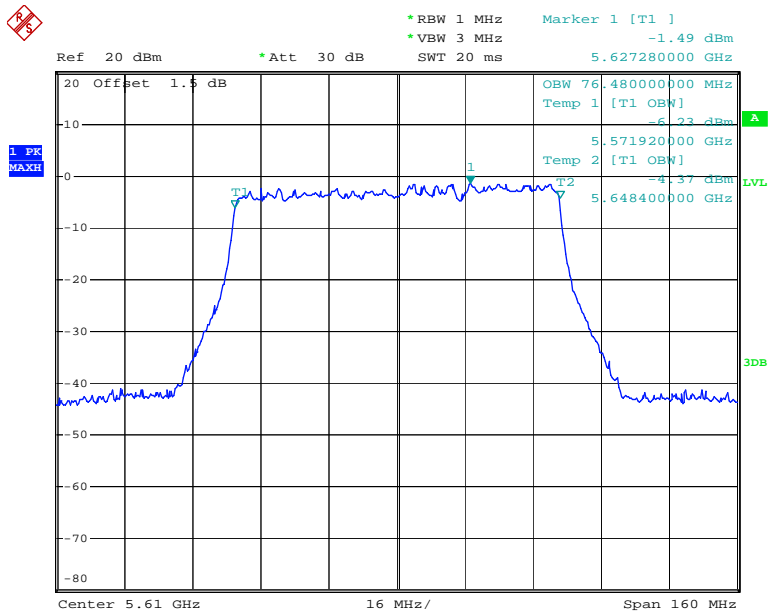
Date: 23.OCT.2020 16:42:52

802.11ac vht80 Low Channel



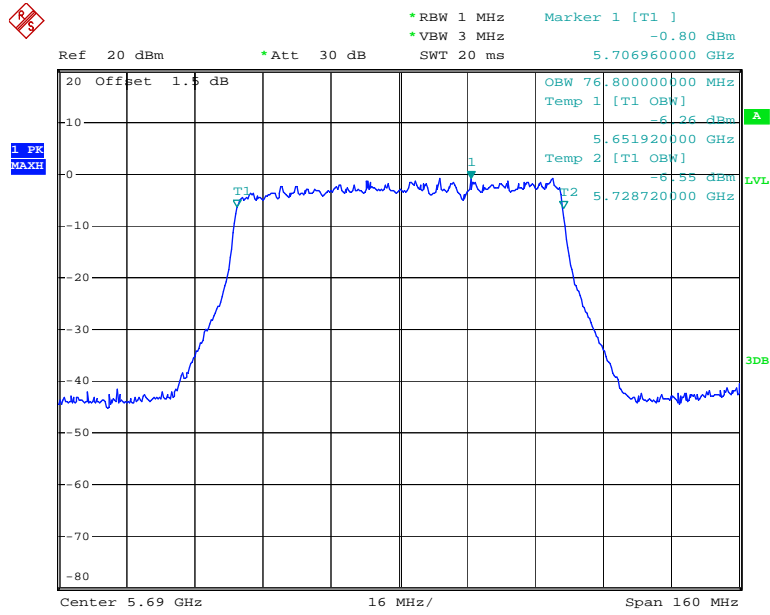
Date: 23.OCT.2020 16:28:21

802.11ac vht80 5610MHz



Date: 23.OCT.2020 16:39:41

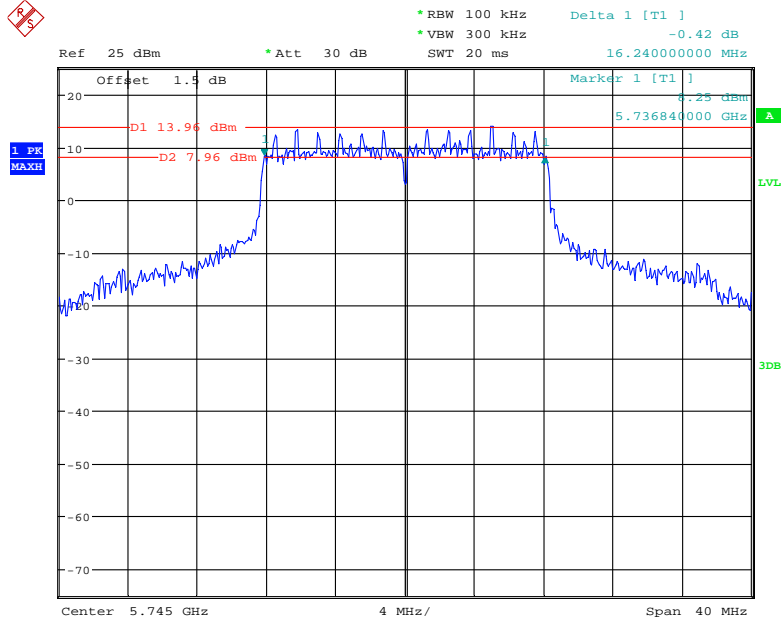
802.11ac vht80 High Channel



Date: 23.OCT.2020 16:26:45

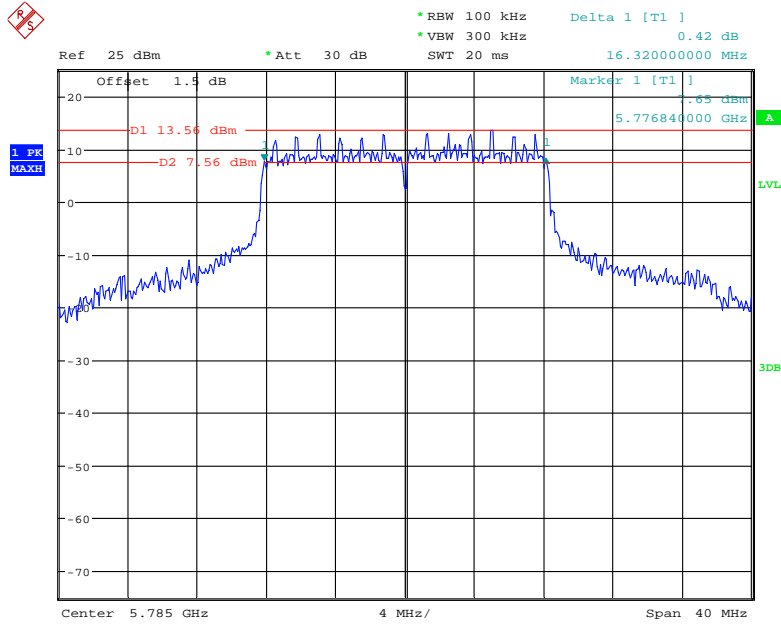
5725-5850 MHz:
6dB Emission Bandwidth:

802.11a Low Channel



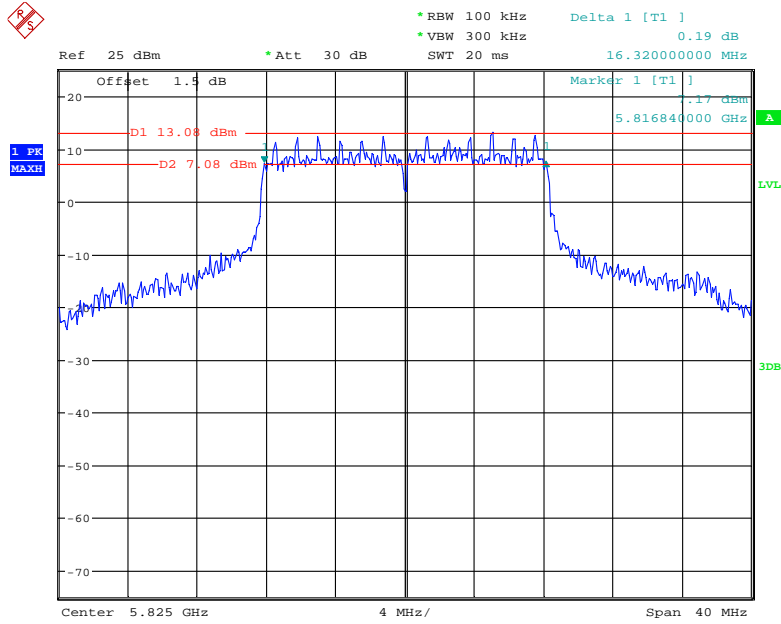
Date: 21.OCT.2020 13:23:11

802.11a Middle Channel



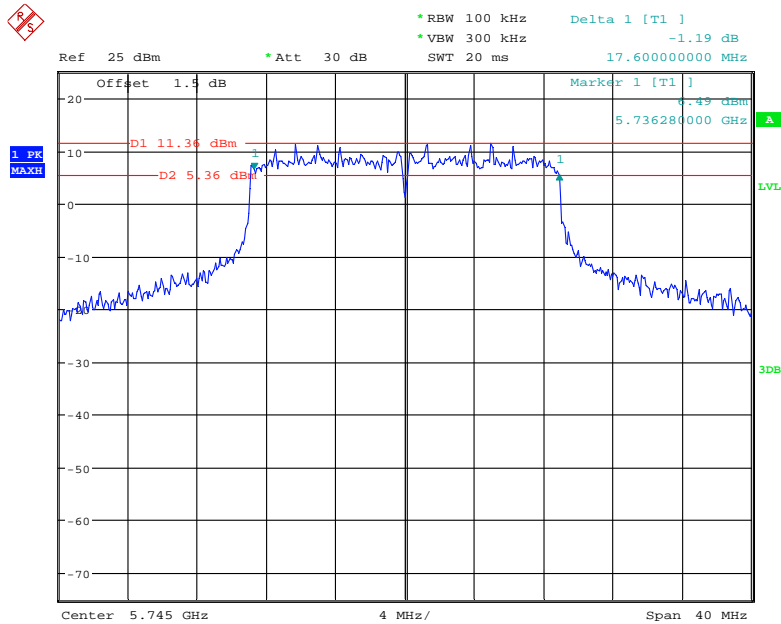
Date: 21.OCT.2020 13:25:02

802.11a High Channel



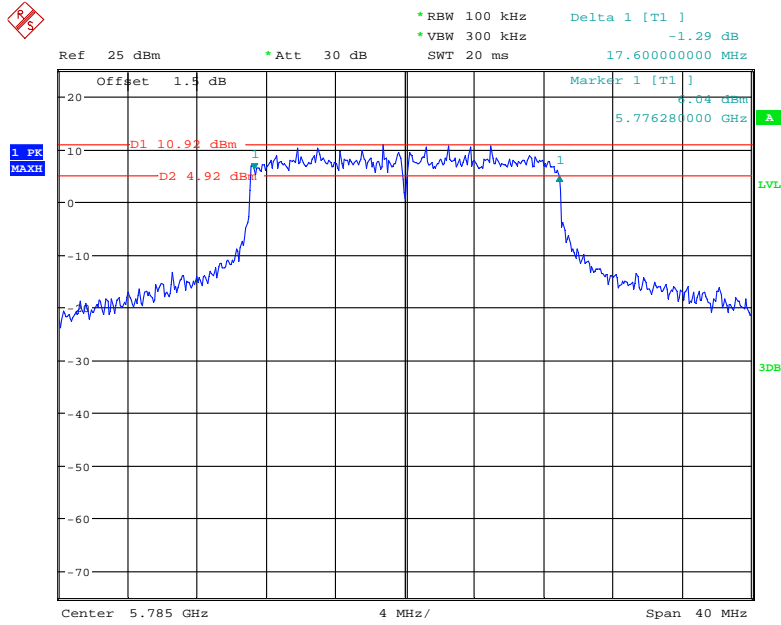
Date: 21.OCT.2020 13:25:52

802.11n ht20 Low Channel



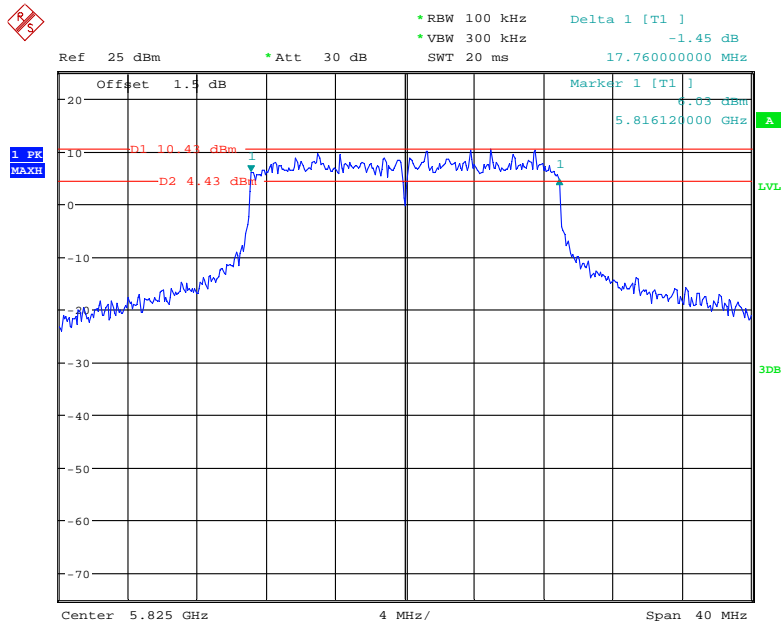
Date: 21.OCT.2020 13:35:08

802.11n ht20 Middle Channel



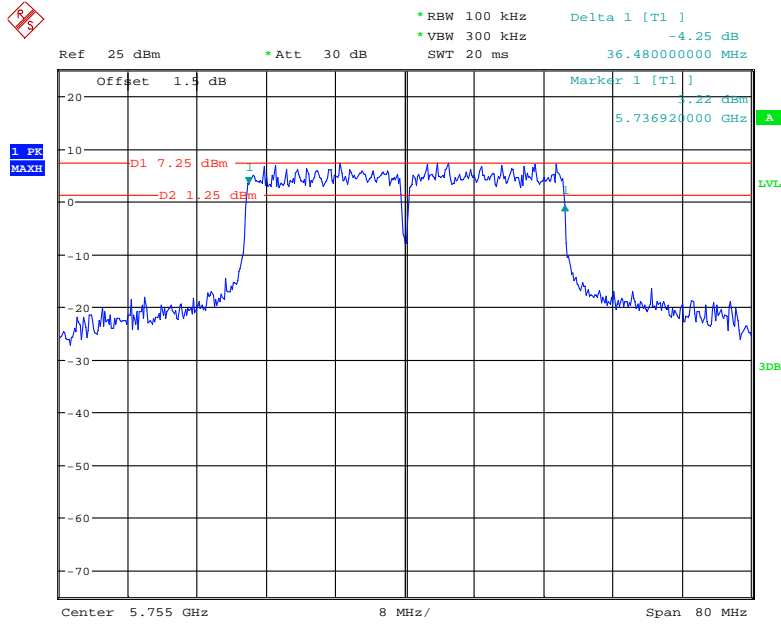
Date: 21.OCT.2020 13:36:22

802.11n ht20 High Channel



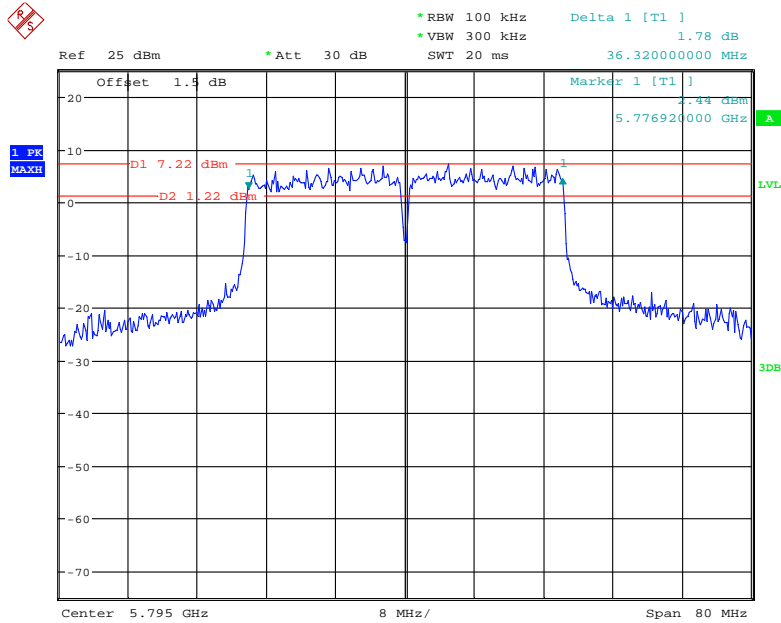
Date: 21.OCT.2020 13:37:38

802.11n ht40 Low Channel



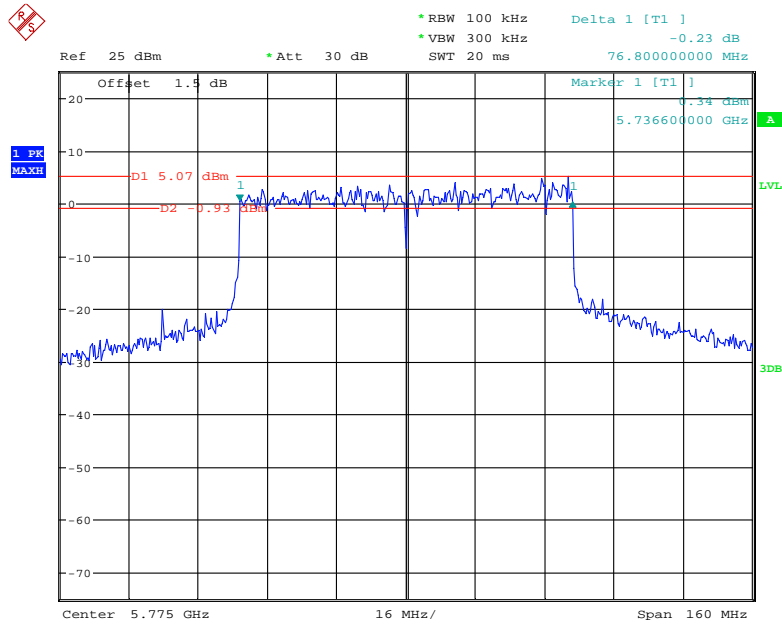
Date: 21.OCT.2020 13:47:01

802.11n ht40 High Channel



Date: 21.OCT.2020 13:48:23

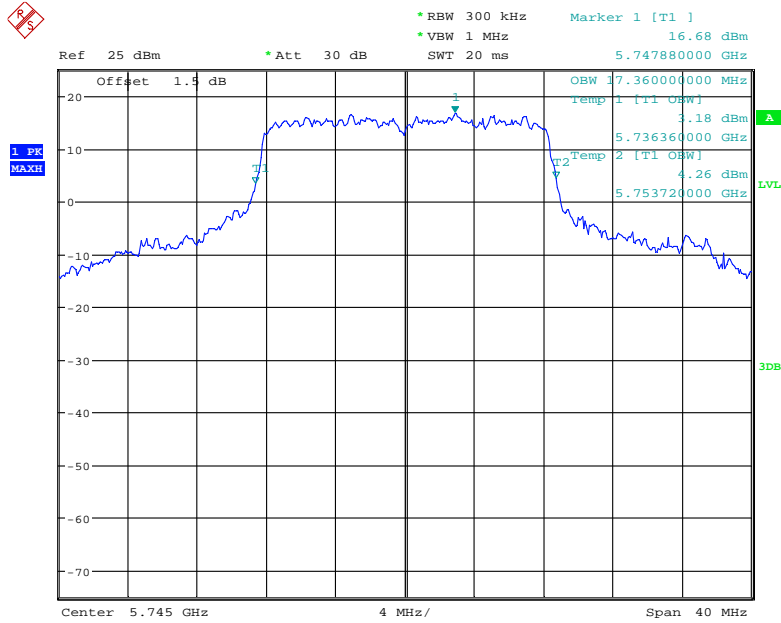
802.11ac vht80 Middle Channel



Date: 21.OCT.2020 13:51:24

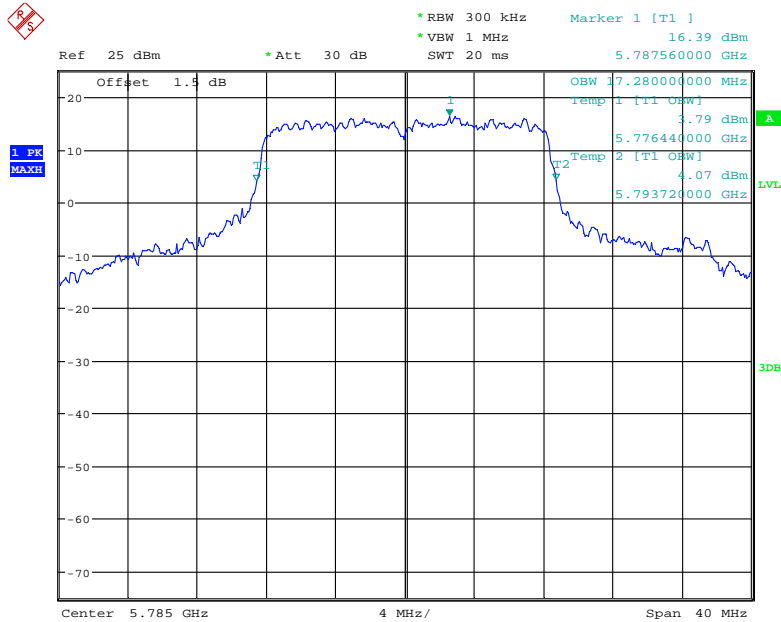
99% Occupied Bandwidth:

802.11a Low Channel



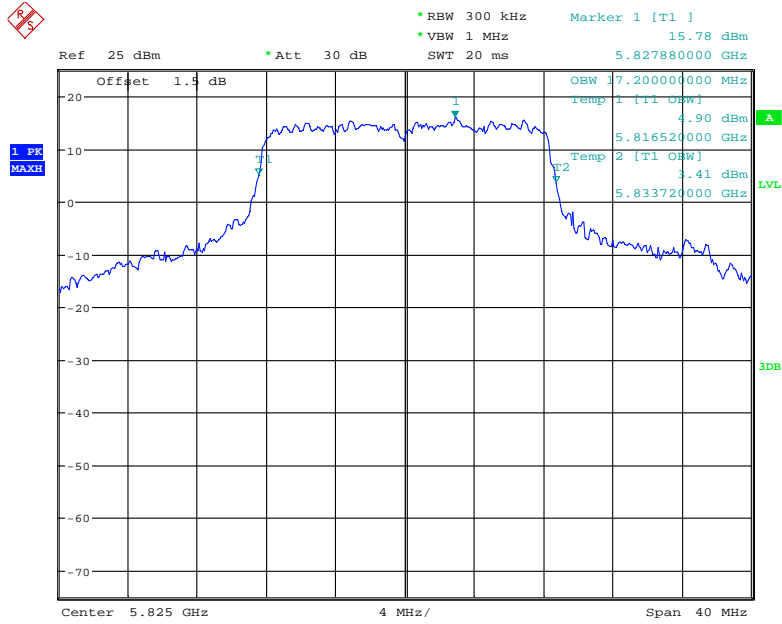
Date: 21.OCT.2020 13:23:23

802.11a Middle Channel



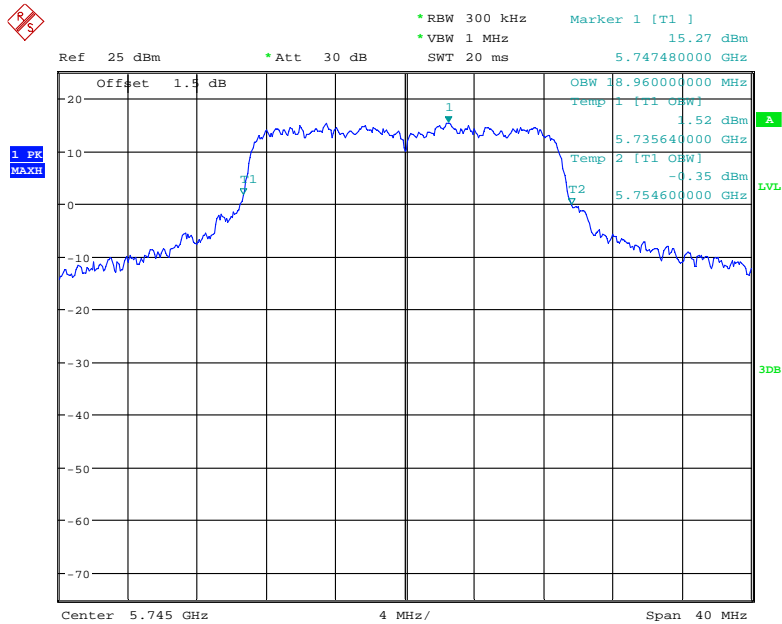
Date: 21.OCT.2020 13:25:15

802.11a High Channel



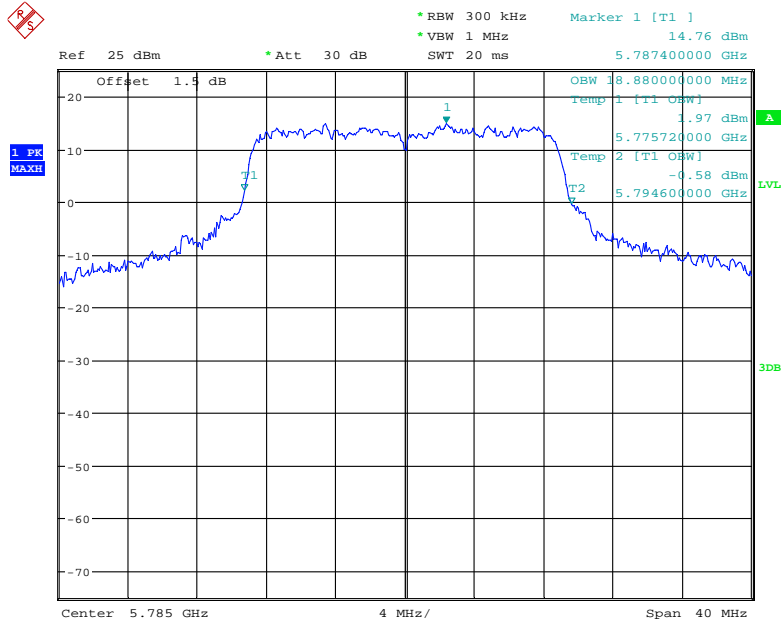
Date: 21.OCT.2020 13:26:04

802.11n ht20 Low Channel



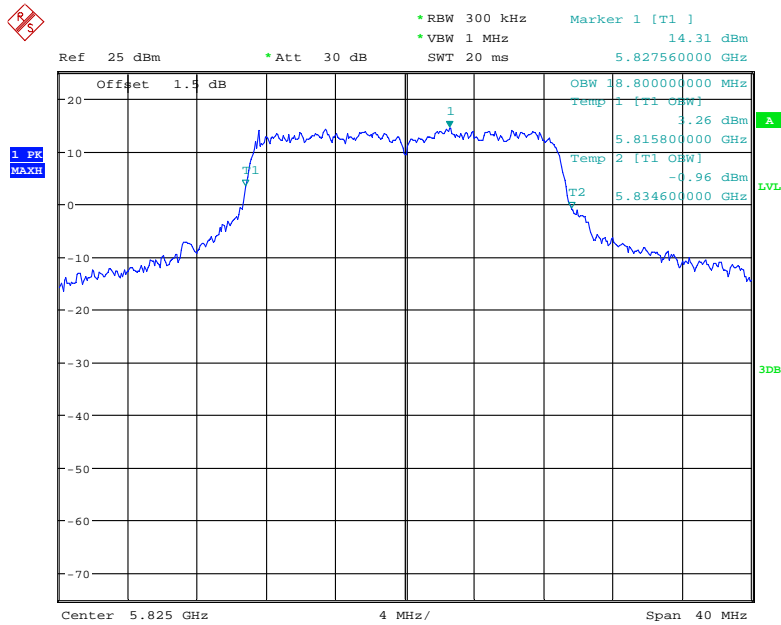
Date: 21.OCT.2020 13:35:25

802.11n ht20 Middle Channel



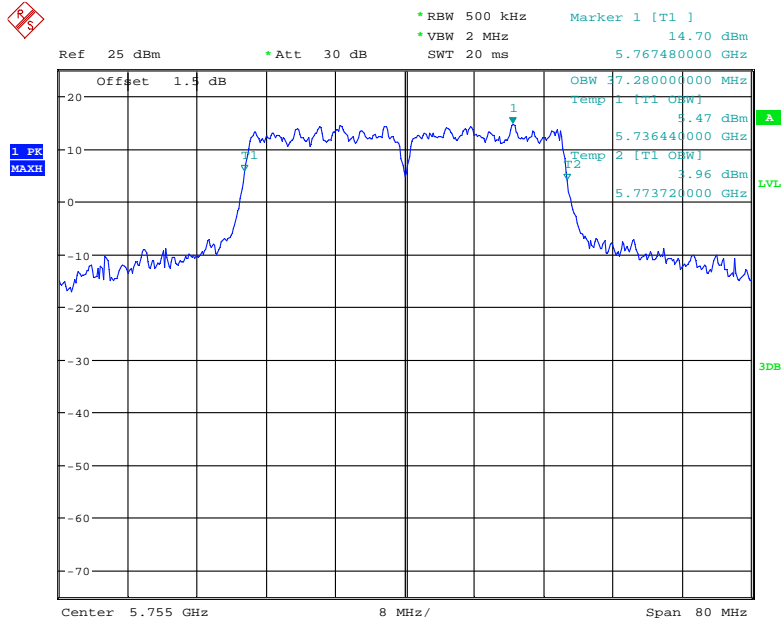
Date: 21.OCT.2020 13:36:36

802.11n ht20 High Channel



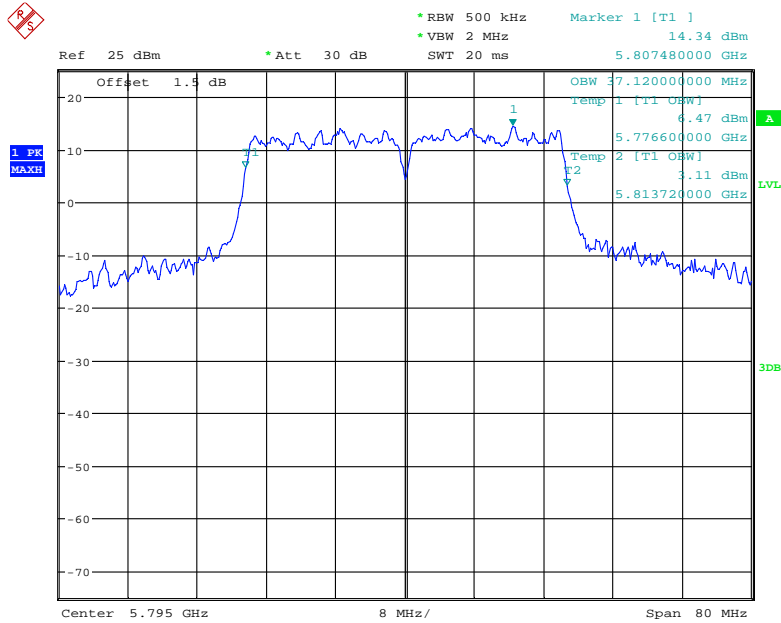
Date: 21.OCT.2020 13:37:56

802.11n ht40 Low Channel



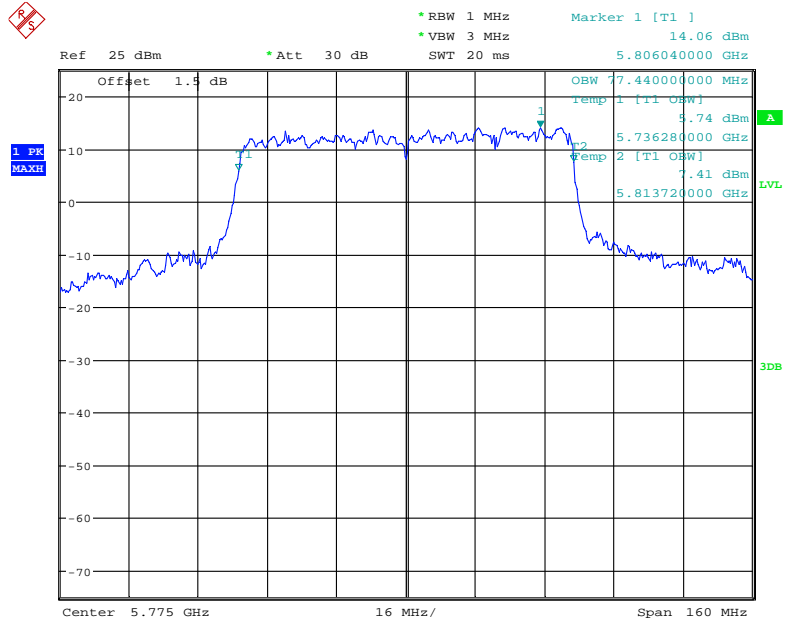
Date: 21.OCT.2020 13:47:19

802.11n ht40 High Channel



Date: 21.OCT.2020 13:48:41

802.11ac vht80 Middle Channel



Date: 21.OCT.2020 13:51:42

FCC §15.407(a) & RSS-247 CLAUSE 6.2 –MAXIMUM CONDUCTED OUTPUT POWER

Applicable Standard

According to FCC §15.407(a)

(a) Power limits:

(1) For the band 5.15-5.25 GHz.

(i) For an outdoor access point operating in the band 5.15-5.25 GHz, the maximum conducted output power over the frequency band of operation shall not exceed 1 W provided the maximum antenna gain does not exceed 6 dBi. In addition, the maximum power spectral density shall not exceed 17 dBm in any 1 megahertz band. If transmitting antennas of directional gain greater than 6 dBi are used, both the maximum conducted output power and the maximum power spectral density shall be reduced by the amount in dB that the directional gain of the antenna exceeds 6 dBi. The maximum e.i.r.p. at any elevation angle above 30 degrees as measured from the horizon must not exceed 125 mW (21 dBm).

(ii) For an indoor access point operating in the band 5.15-5.25 GHz, the maximum conducted output power over the frequency band of operation shall not exceed 1 W provided the maximum antenna gain does not exceed 6 dBi. In addition, the maximum power spectral density shall not exceed 17 dBm in any 1 megahertz band. If transmitting antennas of directional gain greater than 6 dBi are used, both the maximum conducted output power and the maximum power spectral density shall be reduced by the amount in dB that the directional gain of the antenna exceeds 6 dBi.

(iii) For fixed point-to-point access points operating in the band 5.15-5.25 GHz, the maximum conducted output power over the frequency band of operation shall not exceed 1 W. Fixed point-to-point U-NII devices may employ antennas with directional gain up to 23 dBi without any corresponding reduction in the maximum conducted output power or maximum power spectral density. For fixed point-to-point transmitters that employ a directional antenna gain greater than 23 dBi, a 1 dB reduction in maximum conducted output power and maximum power spectral density is required for each 1 dB of antenna gain in excess of 23 dBi. Fixed, point-to-point operations exclude the use of point-to-multipoint systems, omnidirectional applications, and multiple collocated transmitters transmitting the same information. The operator of the U-NII device, or if the equipment is professionally installed, the installer, is responsible for ensuring that systems employing high gain directional antennas are used exclusively for fixed, point-to-point operations.

(iv) For mobile and portable client devices in the 5.15-5.25 GHz band, the maximum conducted output power over the frequency band of operation shall not exceed 250 mW provided the maximum antenna gain does not exceed 6 dBi. In addition, the maximum power spectral density shall not exceed 11 dBm in any 1 megahertz band. If transmitting antennas of directional gain greater than 6 dBi are used, both the maximum conducted output power and the maximum power spectral density shall be reduced by the amount in dB that the directional gain of the antenna exceeds 6 dBi.

(2) For the 5.25-5.35 GHz and 5.47-5.725 GHz bands, the maximum conducted output power over the frequency bands of operation shall not exceed the lesser of 250 mW or 11 dBm $10 \log B$, where B is the 26 dB emission bandwidth in megahertz. In addition, the maximum power spectral density shall not exceed 11 dBm in any 1 megahertz band. If transmitting antennas of directional gain greater than 6 dBi are used, both the maximum conducted output power and the maximum power spectral density shall be reduced by the amount in dB that the directional gain of the antenna exceeds 6 dBi.

(3) For the band 5.725-5.85 GHz, the maximum conducted output power over the frequency band of operation shall not exceed 1 W. In addition, the maximum power spectral density shall not exceed 30 dBm in any 500-kHz band. If transmitting antennas of directional gain greater than 6 dBi are used, both the maximum conducted output power and the maximum power spectral density shall be reduced by the amount in dB that the directional gain of the antenna exceeds 6 dBi. However, fixed point-to-point U-NII devices operating in this band may employ transmitting antennas with directional gain greater than 6 dBi without any corresponding reduction in transmitter conducted power. Fixed, point-to-point operations exclude the use of point-to-multipoint systems, omnidirectional applications, and multiple collocated transmitters transmitting the same information. The operator of the U-NII device, or if the equipment is professionally installed, the installer, is responsible for ensuring that systems employing high gain directional antennas are used exclusively for fixed, point-to-point operations.

(4) The maximum conducted output power must be measured over any interval of continuous transmission using instrumentation calibrated in terms of an rms-equivalent voltage.

According to RSS-247 Clause 6.2:

Frequency band 5150-5250 MHz

6.2.1.1 Power limits

For OEM devices installed in vehicles, the maximum e.i.r.p. shall not exceed 30 mW or $1.76 + 10 \log_{10}B$, dBm, whichever is less stringent. Devices shall implement transmitter power control (TPC) in order to have the capability to operate at least 3 dB below the maximum permitted e.i.r.p. of 30 mW.

For other devices, the maximum e.i.r.p. shall not exceed 200 mW or $10 + 10 \log_{10}B$, dBm, whichever power is less. B is the 99% emission bandwidth in megahertz. The e.i.r.p. spectral density shall not exceed 10 dBm in any 1.0 MHz band.

Frequency band 5250-5350 MHz

6.2.2.1 Power limits

For OEM devices installed in vehicles, the maximum e.i.r.p. shall not exceed 30 mW or $1.76 + 10 \log_{10}B$, dBm, whichever is less. Devices shall implement TPC in order to have the capability to operate at least 3 dB below the maximum permitted e.i.r.p. of 30 mW.

Devices, other than devices installed in vehicles, shall comply with the following:

- a) The maximum conducted output power shall not exceed 250 mW or $11 + 10 \log_{10}B$, dBm, whichever is less. The power spectral density shall not exceed 11 dBm in any 1.0 MHz band;
- b) The maximum e.i.r.p. shall not exceed 1.0 W or $17 + 10 \log_{10}B$, dBm, whichever is less. B is the 99% emission bandwidth in megahertz. Note that devices with a maximum e.i.r.p. greater than 500 mW shall implement TPC in order to have the capability to operate at least 6 dB below the maximum permitted e.i.r.p. of 1 W.

Frequency bands 5470-5600 MHz and 5650-5725 MHz

6.2.3.1 Power limits

The maximum conducted output power shall not exceed 250 mW or $11 + 10 \log_{10}B$, dBm, whichever is less. The power spectral density shall not exceed 11 dBm in any 1.0 MHz band.

The maximum e.i.r.p. shall not exceed 1.0 W or $17 + 10 \log_{10}B$, dBm, whichever is less. B is the 99% emission bandwidth in megahertz. Note that devices with a maximum e.i.r.p. greater than 500 mW shall implement TPC in order to have the capability to operate at least 6 dB below the maximum permitted e.i.r.p. of 1 W.

Frequency band 5725-5850 MHz

6.2.4.1 Power limits

For equipment operating in the band 5725-5850 MHz, the minimum 6 dB bandwidth shall be at least 500 kHz.

The maximum conducted output power shall not exceed 1 W. The output power spectral density shall not exceed 30 dBm in any 500 kHz band. If transmitting antennas of directional gain greater than 6 dBi are used, both the maximum conducted output power and the output power spectral density shall be reduced by the amount in dB that the directional gain of the antenna exceeds 6 dBi. However, fixed point-to-point devices operating in this band may employ transmitting antennas with directional gain greater than 6 dBi without any corresponding reduction in transmitter conducted power. Fixed point-to-point operations exclude the use of point-to-multipoint³ systems, omnidirectional applications and multiple collocated transmitters transmitting the same information.

Test Equipment List and Details

Manufacturer	Description	Model	Serial Number	Calibration Date	Calibration Due Date
E-Microwave	Coaxial Attenuators	EMCA10-5RN-6	OE01203239	Each Time	/
yzjingcheng	Coaxial Cable	KTRFBU-141-50	41010013	Each Time	/
E-Microwave	Blocking Control	EMDCB-00036	0E01201048	Each Time	/
Agilent	USB Wideband Power Sensor	U2021XA	MY5425009	2020-09-12	2021-09-12

* **Statement of Traceability:** Bay Area Compliance Laboratories Corp. (Dongguan) attests that all calibrations have been performed, traceable to National Primary Standards and International System of Units (SI).

Test Procedure

According to KDB 789033 D02 General UNII Test Procedures New Rules v02r01

Test Data
Environmental Conditions

Temperature:	27.2°C
Relative Humidity:	40 %
ATM Pressure:	101kPa
Tester:	Chris Mo
Test Date:	2020-10-21

Test Mode: Transmitting

13 dBi Antenna:
5150-5250 MHz:

Mode	Frequency (MHz)	Conducted Average Output Power (dBm)					
		Chain 0	Chain 1	Chain 2	Chain 3	Total	FCC Limit
802.11 a	5180	13.29	13.68	13.88	13.84	/	23
	5200	11.76	13.69	12.98	13.53	/	23
	5240	12.34	12.77	13.33	12.34	/	23
802.11n ht20	5180	9.85	10.14	9.16	9.87	15.79	23
	5200	9.94	9.72	8.59	9.45	15.47	23
	5240	9.51	9.57	8.57	9.05	15.21	23
802.11n ht40	5190	10.40	10.37	9.87	10.16	16.23	23
	5230	8.88	9.59	9.24	9.30	15.28	23
802.11ac vht80	5210	8.80	8.11	8.13	8.30	14.36	23

Note: This is an Outdoor AP, and this band is Only for FCC Use.

The maximum e.i.r.p. at any elevation angle above 30 degrees as measured from the horizon not exceed 125 mW (21 dBm), please refer to the antenna specification(antenna gain<4 dBi for above 30 degrees as measured from the horizon).

5250-5350MHz:

Mode	Frequency (MHz)	Conducted Average Output Power (dBm)							EIRP (dBm)	
		Chain 0	Chain 1	Chain 2	Chain 3	Total	FCC Limit	ISED Limit	Maximum Result	ISED Limit
802.11 a	5260	9.91	8.72	10.46	9.45	/	17	23.19	23.46	29.19
	5280	9.98	9.08	9.77	10.49	/	17	23.19	23.49	29.19
	5320	9.92	8.64	9.17	9.38	/	17	23.19	22.92	29.19
802.11n ht20	5260	1.74	1.31	0.56	1.37	7.29	17	23.57	20.29	29.57
	5280	2.72	2.91	1.39	1.64	8.24	17	23.55	21.24	29.55
	5320	2.43	1.95	0.35	0.49	7.42	17	23.57	20.42	29.57
802.11n ht40	5270	5.11	4.46	3.47	5.09	10.60	17	24.00	23.6	30
	5310	5.12	4.29	2.98	3.71	10.12	17	24.00	23.12	30
802.11ac vht80	5290	7.50	7.01	5.71	6.68	12.79	17	24.00	25.79	30

5470-5725MHz:

Mode	Frequency (MHz)	Conducted Average Output Power (dBm)						EIRP (dBm)		
		Chain 0	Chain 1	Chain 2	Chain 3	Total	FCC Limit	ISED Limit	Maximum Result	ISED Limit
802.11 a	5500	10.22	8.90	8.73	9.85	/	17	23.21	23.22	29.21
	5580	9.25	8.79	9.09	9.80	/	17	23.19	22.8	29.19
	5700	9.81	9.59	8.52	8.83	/	17	23.19	22.81	29.19
	5720	10.19	9.23	9.54	8.83	/	17	23.21	23.19	29.21
802.11n ht20	5500	5.43	4.49	2.92	4.51	10.45	17	23.59	23.45	29.59
	5580	5.58	4.56	3.49	5.44	10.87	17	23.57	23.87	29.57
	5700	5.00	3.57	1.06	4.10	9.68	17	23.57	22.68	29.57
802.11n ht40	5720	4.38	2.39	1.04	2.99	8.89	17	23.57	21.89	29.57
	5510	6.88	6.18	3.94	5.62	11.80	17	24.00	24.8	30
	5550	7.02	5.79	3.86	6.19	11.88	17	24.00	24.88	30
	5670	7.01	5.52	4.34	6.71	12.04	17	24.00	25.04	30
802.11ac vht80	5710	7.52	5.90	4.29	6.72	12.29	17	24.00	25.29	30
	5530	8.52	7.58	6.49	7.64	13.64	17	24.00	26.64	30
	5610	8.58	6.94	5.79	6.04	13.00	17	24.00	26.00	30
	5690	8.59	8.74	7.53	8.05	14.27	17	24.00	27.27	30

5725-5850 MHz:

Mode	Frequency (MHz)	Conducted Average Output Power (dBm)					FCC/ ISED Limit
		Chain 0	Chain 1	Chain 2	Chain 3	Total	
802.11 a	5745	21.93	22.00	21.76	22.94	/	23
	5785	21.23	21.61	20.61	22.56	/	23
	5825	21.30	21.67	21.22	22.77	/	23
802.11n ht20	5745	16.82	16.97	16.98	16.97	22.96	23
	5785	16.35	16.02	16.54	16.02	22.26	23
	5825	16.78	17.01	16.01	16.77	22.68	23
802.11n ht40	5755	16.41	16.99	16.07	16.93	22.64	23
	5795	16.95	16.88	15.88	16.65	22.63	23
802.11ac vht80	5775	16.99	16.8	15.84	16.52	22.58	23

Note:

The duty cycle factor has been calculated into the test data.

The antenna gain is 13dBi. The device employed Cyclic Delay Diversity (CDD) for 802.11 MIMO transmitting, per KDB 662911 D01 Multiple Transmitter Output v02r01, for power measurements on IEEE 802.11 devices:

$$\text{Array Gain} = 0 \text{ dB (i.e., no array gain) for } N_{\text{ANT}} \leq 4;$$

So:

$$\text{Directional gain} = 13 \text{ dBi}$$

**21 dBi Antenna:
5150-5250 MHz:**

Mode	Frequency (MHz)	Conducted Average Output Power (dBm)					
		Chain 0	Chain 1	Chain 2	Chain 3	Total	FCC Limit
802.11 a	5180	20.14	20.18	18.94	19.02	/	30
	5200	21.71	22.58	21.47	21.42	/	30
	5240	22.17	22.51	21.52	21.59	/	30
802.11n ht20	5180	21.16	21.28	20.02	21.01	26.92	30
	5200	22.99	22.64	21.14	22.05	28.28	30
	5240	22.41	22.54	21.24	22.01	28.10	30
802.11n ht40	5190	14.91	14.26	13.22	14.13	20.19	30
	5230	14.94	15.67	15.41	14.49	21.17	30
802.11ac vht80	5210	16.11	16.41	15.32	15.23	21.82	30

Note: This is a fixed point-to-point AP application, and this band is Only for FCC Use.

5250-5350MHz:

Mode	Frequency (MHz)	Conducted Average Output Power (dBm)							EIRP (dBm)	
		Chain 0	Chain 1	Chain 2	Chain 3	Total	FCC Limit	ISED Limit	Maximum Result	ISED Limit
802.11 a	5260	4.55	4.01	4.85	4.27	/	9	23.19	25.85	29.19
	5280	4.58	4.21	4.81	4.07	/	9	23.19	25.81	29.19
	5320	4.87	4.13	4.62	4.18	/	9	23.19	25.87	29.19
802.11n ht20	5260	1.17	0.78	0.78	1.28	7.03	9	23.57	28.03	29.57
	5280	1.17	0.83	-0.02	0.68	6.71	9	23.55	27.71	29.55
	5320	1.22	0.82	-0.05	0.02	6.56	9	23.57	27.56	29.57
802.11n ht40	5270	3.06	3.05	2.11	3.06	8.86	9	24.00	29.86	30
	5310	3.56	3.26	1.54	3.08	8.95	9	24.00	29.95	30
802.11ac vht80	5290	2.83	3.06	2.93	2.71	8.91	9	24.00	29.91	30

5470-5725MHz:

Mode	Frequency (MHz)	Conducted Average Output Power (dBm)							EIRP (dBm)	
		Chain 0	Chain 1	Chain 2	Chain 3	Total	FCC Limit	ISED Limit	Maximum Result	ISED Limit
802.11 a	5500	4.77	4.21	4.02	4.27	/	9	23.21	25.77	29.21
	5580	4.67	4.01	4.05	4.11	/	9	23.19	25.67	29.19
	5700	4.34	4.51	4.52	4.47	/	9	23.19	25.52	29.19
	5720	4.75	4.37	4.43	4.55	/	9	23.21	25.75	29.21
802.11n ht20	5500	3.06	2.08	0.14	1.56	7.85	9	23.59	28.85	29.59
	5580	3.12	2.11	0.23	2.24	8.07	9	23.57	29.07	29.57
	5700	3.66	2.57	0.02	2.11	8.30	9	23.57	29.3	29.57
802.11n ht40	5720	3.78	2.22	0.21	2.74	8.44	9	23.57	29.44	29.57
	5510	2.93	2.87	2.57	2.51	8.74	9	24.00	29.74	30
	5550	2.55	3.05	2.53	2.73	8.74	9	24.00	29.74	30
802.11ac vht80	5670	3.07	3.04	2.12	2.86	8.81	9	24.00	29.81	30
	5710	3.06	2.08	0.14	1.56	7.85	9	24.00	28.85	30
	5530	2.97	2.72	2.94	2.57	8.82	9	24.00	29.82	30
802.11ac vht80	5610	2.88	2.87	3.04	3.02	8.97	9	24.00	29.97	30
	5690	2.31	3.02	3.02	3.01	8.87	9	24.00	29.87	30

5725-5850 MHz:

Mode	Frequency (MHz)	Conducted Average Output Power (dBm)					
		Chain 0	Chain 1	Chain 2	Chain 3	Total	FCC/ISED Limit
802.11 a	5745	21.93	22.00	21.76	22.94	/	30
	5785	21.23	21.61	20.61	22.56	/	30
	5825	21.30	21.67	21.22	22.77	/	30
802.11n ht20	5745	16.82	16.97	16.98	16.97	22.96	30
	5785	16.35	16.02	16.54	16.02	22.26	30
	5825	16.78	17.01	16.01	16.77	22.68	30
802.11n ht40	5755	16.41	16.99	16.07	16.93	22.64	30
	5795	16.95	16.88	15.88	16.65	22.63	30
802.11ac vht80	5775	16.99	16.8	15.84	16.52	22.58	30

Note: This is a fixed point-to-point AP application.

Note:

The duty cycle factor has been calculated into the test data.

The antenna gain is 21 dBi. The device employed Cyclic Delay Diversity (CDD) for 802.11 MIMO transmitting, per KDB 662911 D01 Multiple Transmitter Output v02r01, for power measurements on IEEE 802.11 devices:

Array Gain = 0 dB (i.e., no array gain) for $N_{ANT} \leq 4$;

So:

Directional gain = 21 dBi

**29.5 dBi Antenna:
5150-5250 MHz:**

Mode	Frequency (MHz)	Conducted Average Output Power (dBm)					
		Chain 0	Chain 1	Chain 2	Chain 3	Total	FCC Limit
802.11 a	5180	13.27	13.66	13.88	13.84	/	23.5
	5200	11.78	13.70	12.97	13.51	/	23.5
	5240	12.36	12.77	13.35	12.35	/	23.5
802.11n ht20	5180	9.85	10.15	9.17	9.87	15.80	23.5
	5200	9.93	9.70	8.57	9.45	15.46	23.5
	5240	9.50	9.57	8.57	9.05	15.21	23.5
802.11n ht40	5190	10.41	10.37	9.87	10.18	16.23	23.5
	5230	8.88	9.58	9.24	9.30	15.28	23.5
802.11ac vht80	5210	17.79	17.11	16.12	16.32	22.91	23.5

Note: This is a fixed point-to-point AP application, and this band is Only for FCC Use.

5250-5350MHz:

Mode	Frequency (MHz)	Conducted Average Output Power (dBm)							EIRP (dBm)	
		Chain 0	Chain 1	Chain 2	Chain 3	Total	FCC Limit	ISED Limit	Maximum Result	ISED Limit
802.11 a	5260	6.51	5.41	6.41	5.5	/	10.5	23.19	26.01	29.19
	5280	6.62	5.48	5.83	6.49	/	10.5	23.19	26.12	29.19
	5320	5.79	5.8	5.62	6.39	/	10.5	23.19	25.89	29.19
802.11n ht20	5260	2.18	2.06	1.16	1.96	7.88	10.5	23.57	27.38	29.57
	5280	2.13	2.41	1.09	1.64	7.87	10.5	23.55	27.37	29.55
	5320	1.36	1.29	0.02	-0.06	6.73	10.5	23.57	26.23	29.57
802.11n ht40	5270	3.12	2.52	1.75	2.77	8.59	10.5	24.00	28.09	30
	5310	2.7	2.21	0.84	1.34	7.85	10.5	24.00	27.35	30
802.11ac vht80	5290	4.4	4.23	4.44	4.15	10.33	10.5	24.00	29.83	30

5470-5725MHz:

Mode	Frequency (MHz)	Conducted Average Output Power (dBm)							EIRP (dBm)	
		Chain 0	Chain 1	Chain 2	Chain 3	Total	FCC Limit	RSS Limit	Maximum Result	ISED Limit
802.11 a	5500	6.12	6.2	5.47	6.37	/	10.5	23.21	25.87	29.21
	5580	5.96	6.01	5.37	6.42	/	10.5	23.19	25.92	29.19
	5700	6.22	6.4	5.77	4.92	/	10.5	23.19	25.9	29.19
	5720	6.14	5.7	6.03	6.14	/	10.5	23.21	25.64	29.21
802.11n ht20	5500	4.75	2.68	2.28	2.58	9.21	10.5	23.59	28.71	29.59
	5580	4.06	3.21	2.37	3.11	9.25	10.5	23.57	28.75	29.57
	5700	3.79	1.23	0.42	1.19	7.88	10.5	23.57	27.38	29.57
802.11n ht40	5720	4.04	0.98	1.08	1.47	8.11	10.5	23.57	27.61	29.57
	5510	5.04	4.35	3.18	4.47	10.33	10.5	24.00	29.83	30
	5550	4.78	4.37	3.31	4.95	10.42	10.5	24.00	29.92	30
802.11ac vht80	5670	5.15	3.74	2.37	4.07	9.96	10.5	24.00	29.46	30
	5710	4.73	4.53	2.32	3.8	9.96	10.5	24.00	29.46	30
	5530	4.34	4.49	4.18	4.48	10.39	10.5	24.00	29.89	30
802.11ac vht80	5610	4.61	4.5	3.99	4.66	10.47	10.5	24.00	29.97	30
	5690	4.37	4.16	4.07	4.2	10.22	10.5	24.00	29.72	30

5725-5850 MHz:

Mode	Frequency (MHz)	Conducted Average Output Power (dBm)					FCC/ISED Limit
		Chain 0	Chain 1	Chain 2	Chain 3	Total	
802.11 a	5745	21.93	22.00	21.76	22.94	/	30
	5785	21.23	21.61	20.61	22.56	/	30
	5825	21.30	21.67	21.22	22.77	/	30
802.11n ht20	5745	16.82	16.97	16.98	16.97	22.96	30
	5785	16.35	16.02	16.54	16.02	22.26	30
	5825	16.78	17.01	16.01	16.77	22.68	30
802.11n ht40	5755	16.41	16.99	16.07	16.93	22.64	30
	5795	16.95	16.88	15.88	16.65	22.63	30
802.11ac vht80	5775	16.99	16.8	15.84	16.52	22.58	30

Note: This is a fixed point-to-point AP application.

Note:

The duty cycle factor has been calculated into the test data.

The antenna gain is 29.5 dBi, 10 dB Attenuators should be installed with this antenna for bands 5250-5350MHz and 5470-5725MHz, so the Actual antenna gain is 19.5 dBi. The device employed Cyclic Delay Diversity (CDD) for 802.11 MIMO transmitting, per KDB 662911 D01 Multiple Transmitter Output v02r01, for power measurements on IEEE 802.11 devices:

Array Gain = 0 dB (i.e., no array gain) for $N_{ANT} \leq 4$;

So:

Directional gain = 19.5 dBi for 5250-5350MHz and 5470-5725MHz

Directional gain = 29.5 dBi for 5150-5250MHz and 5725-5850MHz

**34 dBi Antenna:
5150-5250 MHz:**

Mode	Frequency (MHz)	Conducted Average Output Power (dBm)					FCC Limit
		Chain 0	Chain 1	Chain 2	Chain 3	Total	
802.11 a	5180	8.83	8.39	9.08	9.32	/	19
	5200	7.65	8.11	7.78	8.63	/	19
	5240	8.38	8.34	7.85	8.05	/	19
802.11n ht20	5180	5.94	5.98	5.02	5.96	11.76	19
	5200	6.00	5.45	4.30	5.50	11.38	19
	5240	5.52	5.60	5.19	5.26	11.42	19
802.11n ht40	5190	5.67	5.25	4.23	5.36	11.18	19
	5230	3.88	4.27	3.74	4.79	10.21	19
802.11ac vht80	5210	10.85	10.72	10.58	10.30	16.64	19

Note: This is a fixed point-to-point AP application, and this band is Only for FCC Use.

5725-5850 MHz:

Mode	Frequency (MHz)	Conducted Average Output Power (dBm)					FCC/ISED Limit
		Chain 0	Chain 1	Chain 2	Chain 3	Total	
802.11 a	5745	21.93	22.00	21.76	22.94	/	30
	5785	21.23	21.61	20.61	22.56	/	30
	5825	21.30	21.67	21.22	22.77	/	30
802.11n ht20	5745	16.82	16.97	16.98	16.97	22.96	30
	5785	16.35	16.02	16.54	16.02	22.26	30
	5825	16.78	17.01	16.01	16.77	22.68	30
802.11n ht40	5755	16.41	16.99	16.07	16.93	22.64	30
	5795	16.95	16.88	15.88	16.65	22.63	30
802.11ac vht80	5775	16.99	16.8	15.84	16.52	22.58	30

Note: This is a fixed point-to-point AP application.

Note:

The duty cycle factor has been calculated into the test data.

The antenna gain is 34 dBi. The device employed Cyclic Delay Diversity (CDD) for 802.11 MIMO transmitting, per KDB 662911 D01 Multiple Transmitter Output v02r01, for power measurements on IEEE 802.11 devices:

$$\text{Array Gain} = 0 \text{ dB (i.e., no array gain) for } N_{\text{ANT}} \leq 4;$$

So:

$$\text{Directional gain} = 34 \text{ dBi}$$