


9. SETUP PHOTOS


ANTENNA PORT CONDUCTED RF MEASUREMENT SETUP




RADIATED RF MEASUREMENT SETUP


EUT with Monopole Omni 2.4 GHz Antenna:







EUT with Monopole Omni 5.8 GHz Antenna:







EUT with Panel 5.8 GHz Antenna:





POWERLINE CONDUCTED EMISSIONS MEASUREMENT SETUP





END OF REPORT