



9. SETUP PHOTOS

RADIATED RF MEASUREMENT SETUP

OMNI ANTENNA




RADIATED BACK PHOTO



RADIATED RF MEASUREMENT SETUP

SECTOR ANTENNA




RADIATED BACK PHOTO




RADIATED RF MEASUREMENT SETUP

PANELANTENNA



RADIATED BACK PHOTO



RADIATED RF MEASUREMENT SETUP

PARABOLIC ANTENNA



RADIATED BACK PHOTO



POWERLINE CONDUCTED EMISSIONS MEASUREMENT SETUP

EUT WITH POE



LINE CONDUCTED BACK PHOTO




POWERLINE CONDUCTED EMISSIONS MEASUREMENT SETUP

DIRECT POWER



LINE CONDUCTED BACK PHOTO



END OF REPORT