



APPENDIX 3: Photographs of test setup

Radiated Spurious Emission


Front (Below 30 MHz)



Rear (Horizontal, Below 30 MHz)



Rear (Vertical, Below 30 MHz)




Radiated Spurious Emission


Front (30 MHz - 960 MHz)




Rear (30 MHz - 960 MHz)




Front (960 MHz - 1000 MHz)




Rear (960 MHz - 1000 MHz)



Front (Above 1 GHz)



Rear (Above 1 GHz)



Pre-check of Worst Case Position


X-axis



Y-axis



Z-axis



End of Report