

APPENDIX 3: Photograph of test setup

Radiated Emission
(Electric Field Strength of Fundamental)



Photo 1




Photo 2

Radiated Emission
(Spurious emission (Loop Antenna))




Photo 1




Photo 2

Radiated Emission
(Spurious emission (SVSWR))




Photo 1





Photo 2

Worst Case Position (Horizontal: Y-axis / Vertical: X-axis)

X-axis



Y-axis



End of Report