



DENSO CORPORATION
Cockpit Control Unit
Model: DNNS118

Internal Photos



Unit : mm

Component Side




Unit : mm

Solder Side

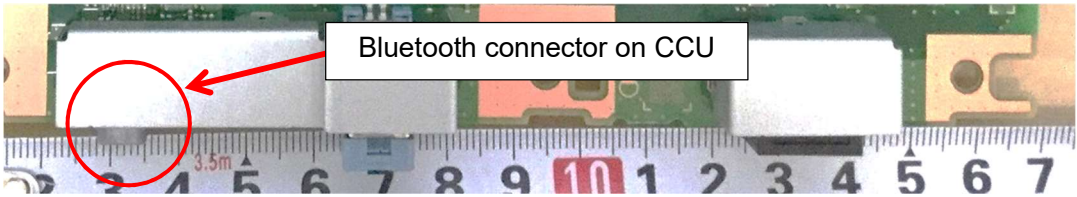
DENSO CORPORATION
Cockpit Control Unit
Model: DNNS118

Internal Photos

Bluetooth Area is shown with a red frame border.
(Bluetooth Module IC is shown with a red circle.)




Bluetooth Antenna connector on Main PCB is shown with red circles.



DENSO CORPORATION
Cockpit Control Unit
Model: DNNS118

Internal Photos

ASSEMBLY Bluetooth Antenna is shown with a red circle.
(Antenna connectors are shown with red dotted circles.)



Center Information Display

DENSO CORPORATION
Cockpit Control Unit
Model: DNNS118

Internal Photos

ASSEMBLY Bluetooth Antenna (Antenna connector is shown with a red circle.)



Front



Back

DENSO CORPORATION
Cockpit Control Unit
Model: DNNS118

Internal Photos

Connection between Bluetooth Area and ASSEMBLY Bluetooth Antenna
(Antenna connector is shown with a red circle.)

