



**Internal Photos**

(1) Bluetooth Area



(Component Side)

(2) Antenna PCB




(Antenna side)

(Connector side)

**Internal Photos**

(3) Connection between Bluetooth Area and Antenna PCB





**Internal Photos**

(4) Bluetooth Area on Main PCB



Bluetooth Area

(Component Side)



(Solder Side)

**Internal Photos**

(5) Bluetooth Area and Bluetooth Antenna

