

APPENDIX 3: Photographs of test setup

Radiated Power




Photo 1




Photo 2

Field strength of spurious radiation
(Below 1 GHz)




Photo 1



Photo 2

Field strength of spurious radiation
(Above 1 GHz)




Photo 1




Photo 2

Worst Case Position (Horizontal: X-axis/ Vertical:Y-axis)

X-axis



Y-axis



Frequency Stability



Photo 1

End of Report