



**APPENDIX 3: Photographs of test setup**

**Radiated Power**



**Photo 1**




**Photo 2**

**Field strength of spurious radiation**  
(Below 30 MHz)



**Photo 1**




**Photo 2**

**Field strength of spurious radiation**  
(30 MHz - 1 GHz)




**Photo 1**




**Photo 2**

**Field strength of spurious radiation**  
(Above 1 GHz)



**Photo 1**



**Photo 2**

**Worst Case Position (Horizontal: X-axis / Vertical:X-axis)**

**X-axis**



**Y-axis**



## Frequency Stability



**Photo 1**

**End of Report**