

Internal Photos (Type A)


<Component Side>



6-Button



5-Button




4-Button


<Solder Side >



3-Button



2-Button



Common

Note:

The switch location may be changed.

The difference of switch numbers and location has no influence on RF performance.

Internal Photos (Type B)


<Component Side>



5-Button




4-Button (Variation 1)




4-Button (Variation 2)

Antenna


<Solder Side >



3-Button



2-Button



Common

Note:

The switch location may be changed.

The difference of switch numbers and location has no influence on RF performance.