


### **APPENDIX 3: Photographs of test setup**

#### **Radiated Emission** Below 1GHz (External Antenna)



**Photo 1**



**Photo 2**

---

**UL Japan, Inc.**


**Ise EMC Lab.**

4383-326 Asama-cho, Ise-shi, Mie-ken 516-0021 JAPAN


Telephone : +81 596 24 8999

Facsimile : +81 596 24 8124

**Radiated Emission**  
Above 1GHz (External Antenna)



**Photo 1**




**Photo 2**

**Radiated Emission**  
Below 1GHz (Internal Antenna)



**Photo 1**



**Photo 2**

---


**UL Japan, Inc.**  
**Ise EMC Lab.**

4383-326 Asama-cho, Ise-shi, Mie-ken 516-0021 JAPAN


Telephone : +81 596 24 8999

Facsimile : +81 596 24 8124

**Radiated Emission**  
Above 1GHz (Internal Antenna)




**Photo 1**



**Photo 2**

**Worst Case Position**  
**Horizontal: X-axis/ Vertical: X-axis**


**X-axis**



**Y-axis**




**Z-axis**




**Worst Case Position**  
**Horizontal: X-axis/ Vertical: X-axis**


**X-axis**



**Y-axis**



**Z-axis**



**End of Report**