

APPENDIX 3: Photographs of test setup

Radiated Emission



Photo 1






Photo 2

Worst Case Position (Horizontal: X-axis/ Vertical:X-axis)

X-axis



Y-axis



Z-axis

