

APPENDIX 3: Photographs of test setup

Radiated Spurious Emission




Photo 1




Photo 2

UL Japan, Inc.

Ise EMC Lab.

4383-326 Asama-cho, Ise-shi, Mie-ken 516-0021 JAPAN

Telephone : +81 596 24 8999

Facsimile : +81 596 24 8124

Worst Case Position

	Above 1 GHz			
	Inverted F ANT		Loop ANT	
	Horizontal	Vertical	Horizontal	Vertical
Carrier	Z	Z	Y	Z
5th harmonic	Z	Y	Z	X

Below 1 GHz			
Inverted F ANT		Loop ANT	
Horizontal	Vertical	Horizontal	Vertical
X	X	X	X

Inverted F ANT
X-axis



Loop ANT
X-axis



Y-axis



Y-axis



Z-axis



Z-axis



Antenna Terminal Conducted Tests




Photo 1

End of Report