

APPENDIX 3: Photographs of test setup

Radiated emission
(Below 1GHz)



Photo 1




Photo 2

Radiated emission
(Above 1GHz)




Photo 1




Photo 2

Worst case position

Below 1 GHz: (Horizontal: X-axis / Vertical: Y-axis)

Above 1 GHz: (Horizontal: X-axis / Vertical: X-axis)

X-axis



Y-axis



Z-axis



Worst case position



Mechanical Key (Not Inserted)



Mechanical Key (Inserted) Worst

End of Report

UL Japan, Inc.

Ise EMC Lab.

4383-326 Asama-cho, Ise-shi, Mie-ken 516-0021 JAPAN

Telephone : +81 596 24 8999

Facsimile : +81 596 24 8124