


**APPENDIX 3: Photographs of test setup**

**Radiated emission**  
**(Below 1GHz)**




**Photo 1**



**Photo 2**

**Radiated emission**  
**(Above 1GHz)**



**Photo 1**



**Photo 2**

---

**UL Japan, Inc.**

**Ise EMC Lab.**

4383-326 Asama-cho, Ise-shi, Mie-ken 516-0021 JAPAN

Telephone : +81 596 24 8999

Facsimile : +81 596 24 8124

**Worst case position**


**Below 1 GHz: (Horizontal: X-axis / Vertical: Y-axis)**

**Above 1 GHz: (Horizontal: X-axis / Vertical: Y-axis)**


**X-axis**



**Y-axis**



**Z-axis**



**Worst case position**



**Mechanical Key (Not Inserted)**



**Mechanical Key (Inserted) Worst**

**End of Report**

---

**UL Japan, Inc.**

**Ise EMC Lab.**

4383-326 Asama-cho, Ise-shi, Mie-ken 516-0021 JAPAN

Telephone : +81 596 24 8999

Facsimile : +81 596 24 8124