



Internal Photos (Type A: IC3, R3, C16 and C17 are mounted.)


Component side Antenna (Tx)



IC3, R3, C16, C17
4-Button type




3-Button type



2-Button type

Solder side (Common)



Antenna (Tx)

Antenna (Rx)

Marking location



Marking location


Note:

The difference in the number and / or location of switches has no influence on RF performance.


Type A and Type B are equivalent in terms of RF performance.

Internal Photos (Type B: IC3, R3, C16 and C17 are not mounted.)


Component side Antenna (Tx)



4-Button type




3-Button type



2-Button type

Solder side (Common)



Antenna (Tx)

Antenna (Rx)

Marking location



Marking location

Note:

The difference in the number and / or location of switches has no influence on RF performance.

Type A and Type B are equivalent in terms of RF performance.