

APPENDIX 3: Photographs of test setup

Radiated emission



Photo 1




Photo 2


Worst case position

Below 1GHz	Horizontal: X-axis/Vertical : Y-axis
Above 1GHz	Horizontal: X-axis/Vertical : Y-axis


X-axis




Y-axis




Z-axis



Worst case position



Mechanical Key (Not Inserted)



Mechanical Key (Inserted) Worst

End of Report